Service Contract No. WD/03/2023 Hung Shui Kiu/Ha Tsuen New Development Area Second Phase Development - Environmental Team

Baseline Monitoring Report

Civil Engineering and Development Department

Revision: 2

2024-12-09

aurecon

Bringing ideas to life

r

Aurecon Hong Kong Limited
Unit 1608, 16/F, Tower B,
Manulife Financial Centre,
223-231 Wai Yip Street, Kwun Tong,
Kowloon, Hong Kong

T +852 3664 6888
F +852 3664 6999
E hongkong@aurecongroup.com
W aurecongroup.com

Your ref:
Our ref: PL-202412015
Date: 10 December 2024

Mott MacDonald Hong Kong Limited
3/F, Manulife Place
348 Kwun Tong Road
Kwun Tong
Kowloon
Hong Kong

Attn.: Mr. Thomas Chan

Dear Mr. Chan,

Contract No. WD/03/2023
Hung Shui Kiu/ Ha Tsuen New Development Area Second Phase Development – Environmental Team
Certification of Baseline Monitoring Report

With reference to the Baseline Monitoring Report (Revision 2) dated 9 December 2024, I hereby certify the Report in accordance with Condition 3.3 of EP-527/2017, EP-528/2017, EP-529/2017, EP-530/2017 and EP-531/2017.

Thank you.

Yours sincerely,
for and on behalf of
Aurecon Hong Kong Limited

F. C. Tsang (Mr.)
Environmental Team Leader

C.C.

Civil Engineering Development Department	(Attn.: Mr. K. S. Shum)	By Email (w/o)
ARUP (ER)	(Attn.: Ms. May Ng)	By Email (w/o)

MOTT MACDONALD

Civil Engineering and Development Department
West Development Office West Division (3)
9/F, Sha Tin Government Offices,
1 Sheung Wo Che Road,
Sha Tin, New Territories

Attention: Mr. K. S. Shum

Your Reference
--

Our Reference
EC/TC/kl/
601100407/L019

Mott MacDonald
3/F Manulife Place
348 Kwun Tong Road
Kwun Tong
Kowloon
Hong Kong

T +852 2828 5757
F +852 2827 1823
mottmac.hk

Agreement No. CE 63/2023 (EP)

Independent Environmental Checker for Hung Shui Kiu / Ha Tsuen New Development Area Second Phase Development – Investigation

Environmental Permit No. EP-527/2017, EP-528/2017, EP-529/2017, EP-530/2017 and EP-531/2017:
Baseline Monitoring Report (Condition 3.3)

10 December 2024

BY EMAIL

Dear Sir,

We refer to email of 9 December 2024 attaching the Baseline Monitoring Report prepared by the Environmental Team (ET) of the captioned.

We would like to inform you that we have no adverse comment on the captioned submission. Therefore, we write to verify the captioned submission in accordance with the requirement stipulated in Condition 3.3 of the Environmental Permit No. EP-527/2017, EP-528/2017, EP-529/2017, EP-530/2017 and EP-531/2017.

Should you have any queries, please contact the undersigned at 2828 5967.

Yours faithfully,
For and on behalf of the
MOTT MACDONALD HONG KONG LIMITED

Ir Thomas Chan
Independent Environmental Checker
T +852 2828 5967
Thomas.Chan@mottmac.com

c.c.

ARUP	Mr. Ken Chan	(By email)
Aurecon	Mr. F. C. Tsang	(By email)

Document control record

Document prepared by:

Aurecon Hong Kong Limited

Unit 1608, 16/F, Tower B, Manulife Financial Centre,
223 – 231 Wai Yip Street, Kwun Tong, Kowloon
Hong Kong S. A. R.

T +852 3664 6888
F +852 3664 6999
E hongkong@aurecongroup.com
W aurecongroup.com

A person using Aurecon documents or data accepts the risk of:

a) Using the documents or data in electronic form without requesting and checking them for accuracy against the original hard copy version.

b) Using the documents or data for any purpose not agreed to in writing by Aurecon.

Document control						aurecon
Report title		Baseline Monitoring Report				
Document code		BMR	**Project number**		P526864	
File path						
Client		Civil Engineering and Development Department				
Client contact			**Client reference**			
Rev	**Date**	**Revision details/status**	**Author**	**Reviewer**	**Verifier** (if required)	**Approver**
0	2024-11-21	First Issue	Kitty Wang	Ray Yan		F. C. Tsang
1	2024-12-04	Second Issue	Kitty Wang	Ray Yan		F. C. Tsang
2	2024-12-09	Third Issue	Kitty Wang	Ray Yan		F. C. Tsang
Current revision		**2**				

Approval			
Author signature		Certified by	
Name	Kitty Wang	Name	F. C. Tsang
Title	Assistant Environmental Consultant	Title	Environmental Team Leader

Content

Executive Summary....4

1 Introduction....5

1.1 Background....5
1.2 Purpose of this Report....7
1.3 Structure of the Report....7

2 Air Quality Monitoring....8

2.1 Monitoring Requirement....8
2.2 Monitoring Locations, Parameters and Frequency....8
2.3 Monitoring Equipment....9
2.4 Monitoring Methodology....10
2.5 Baseline Monitoring Result....10
2.6 Action and Limit Levels....11
2.7 Event and Action Plan....12

3 Construction Noise Monitoring....15

3.1 Monitoring Requirement....15
3.2 Monitoring Locations, Parameters and Frequency....15
3.3 Monitoring Equipment....16
3.4 Noise Monitoring Methodology....17
3.5 Baseline Monitoring Result....18
3.6 Maintenance and Calibration....20
3.7 Action and Limit Level for Construction Noise....20
3.8 Event and Action Plan....20

4 Water Quality Monitoring....22

4.1 Monitoring Requirement....22
4.2 Monitoring Locations, Parameters, Frequency and Duration....22
4.3 Monitoring Equipment....23
4.4 Monitoring Procedure....25
4.5 Laboratory Measurement / Analysis....25
4.6 QA/QC Requirements....26
4.7 Baseline Monitoring Result....26
4.8 Action and Limit Level for Water Quality Monitoring....28
4.9 Event and Action Plan....29

5 Conclusion....32

5.1 Revision for Inclusion in the EM&A Manual....32

Figures

Figure 1.1 Layout Plan of the Project
Figure 2.1 Air Quality Monitoring Locations of the Project (Overall)
Figure 3.1 Noise Monitoring Locations of the Project (Overall)
Figure 4.1 Water Quality Monitoring Locations of the Project (Overall)

Appendix

Appendix 1 Monitoring Schedule
Appendix 2 Calibration Certificates
Appendix 3 Baseline Monitoring Data
Appendix 3-1 Baseline Air Quality Monitoring Data

Appendix 3-2 Baseline Noise Monitoring Data
Appendix 3-2-1 Baseline Noise Monitoring Data at CM1
Appendix 3-2-2 Baseline Noise Monitoring Data at CM2
Appendix 3-2-3 Baseline Noise Monitoring Data at CM3
Appendix 3-2-4 Baseline Noise Monitoring Data at CM4a
Appendix 3-2-5 Baseline Noise Monitoring Data at CM9
Appendix 3-2-6 Baseline Noise Monitoring Data at CM10
Appendix 3-2-7 Baseline Noise Monitoring Data at CM11
Appendix 3-2-8 Baseline Noise Monitoring Data at CM12
Appendix 3-2-9 Baseline Noise Monitoring Data at CM13
Appendix 3-2-10 Baseline Noise Monitoring Data at CM14
Appendix 3-2-11 Baseline Noise Monitoring Data at CM15a
Appendix 3-2-12 Baseline Noise Monitoring Data at CM16
Appendix 3-2-13 Baseline Noise Monitoring Data at CM17a
Appendix 3-2-14 Baseline Noise Monitoring Data at CM18
Appendix 3-2-15 Baseline Noise Monitoring Data at CM19
Appendix 3-2-16 Baseline Noise Monitoring Data at CM20
Appendix 3-2-17 Baseline Noise Monitoring Data at CM21
Appendix 3-2-18 Baseline Noise Monitoring Data at CM22
Appendix 3-2-19 Baseline Noise Monitoring Data at CM23a
Appendix 3-2-20 Baseline Noise Monitoring Data at CM24
Appendix 3-2-21 Baseline Noise Monitoring Data at CM25
Appendix 3-2-22 Baseline Noise Monitoring Data at CM26
Appendix 3-2-23 Baseline Noise Monitoring Data at CM27a
Appendix 3-2-24 Baseline Noise Monitoring Data at CM28
Appendix 3-2-25 Baseline Noise Monitoring Data at CM29
Appendix 3-2-26 Baseline Noise Monitoring Data at CM30
Appendix 3-2-27 Baseline Noise Monitoring Data at CM31
Appendix 3-2-28 Baseline Noise Monitoring Data at CM32
Appendix 3-3 Baseline Water Quality Monitoring Data
Appendix 4 Graphical Presentations
Appendix 4-1 Baseline Air Quality Monitoring Results
Appendix 4-2 Baseline Noise Monitoring Results
Appendix 4-3 Baseline Water Quality Monitoring Results
Appendix 5 Extract of Wind Data from Shek Kong Automatic Weather Station
Appendix 6 Quality Control Summary Table

Executive Summary

Aurecon Hong Kong Limited (Aurecon) is commissioned by Civil Engineering and Development Department (CEDD) to provide Environmental Monitoring and Audit (EM&A) services for the works contracts in relation to Hung Shui Kiu/Ha Tsuen New Development Area (HSK/HT NDA) Second Phase Development (the Project) pursuant to the requirements of Environmental Team (ET) as specified in relevant Environmental Permit (EP), the Updated EM&A Manual (Apr 2022) and/or the approved Environmental Impact Assessment (EIA) Report for the Project.

The EIA Report for Hung Shui Kiu New Development Area (HSK NDA) (Register No. AEIAR-203/2016) was approved with conditions under the EIA Ordinance on 15 December 2016. A total of six EPs associated with the designated projects within HSK/HT NDA (i.e. EP-531/2017, EP-530/2017, EP-529/2017, EP-528/2017, EP-527/2017 & EP-526/2017) were subsequently issued in February 2017. In addition, the EP for construction of four new sewage pumping stations (i.e. EP-526/2017) was surrendered on 13 November 2023.

In accordance with the requirements specified in the EPs and the EM&A Manual for the Project, a Baseline Monitoring Report (the Report) should be certified by the ET leader, verified by the Independent Environmental Checker (IEC) and submitted to the Director of Environmental Protection (DEP) before commencement of construction of the Project.

The baseline monitoring works included air quality monitoring (AQM), construction noise monitoring (CNM) and water quality monitoring (WQM). This Report presents the results of baseline AQM (during the period of 23 August to 24 October 2024), baseline CNM (during the period of 23 August to 17 October 2024) and baseline WQM (during the period of 16 September to 12 October 2024) by which the Action Level (AL) and Limit Level (LL) for each monitoring parameter are determined with statistical analysis and review of the data retrieved during the baseline monitoring periods.

The landscape and visual (L&V) baseline as referred to the L&V materials relevant to works contracts, including landscape resource maps, detailed tree surveys, field surveys, site visits, etc., will be determined and reported in another set of Baseline Monitoring Report solely for L&V which will be prepared and submitted by batches subject to access date of site areas as agreed during the discussion meeting with EPD held on 2 October 2024.

1 Introduction

1.1 Background

1.1.1 The HSK/HT NDA occupies an area of approximately 714 hectares and is located at the north-western part of the New Territories, midway between the Tuen Mun and Tin Shui Wai New Towns. The sites included scatted land pieces in the area near-by the proposed HSK Station, bounded by Castle Peak Road (Hung Shui Kiu) Castle Peak Road to the south, Kong Sham Western Highway to the west and Tin Shui Wai MTR Station. The HSK/HT NDA will provide associated engineering infrastructure and supply land for subsequent development of public and private housing, community facilities, commercial and industrial premises, the Green Transit Corridor (comprising the Environmentally Friendly Transport Services, footpaths and cycle tracks) and other uses, and for construction of the proposed infrastructure works such as district distributor roads, local roads, revitalisation of existing channels, sewerage (including pumping stations), drainage (including pumping stations), water supply, landscaping, electrical and mechanical (E&M), and associated works.

1.1.2 Currently, the HSK/HT NDA development will be implemented in three phases, comprising First Phase, Second Phase and Remaining Phase development. The First Phase development which comprises the site information and engineering infrastructure works under Advance Works Phases 1 and 2 and Stage 1 Works has commenced construction in 2020.

1.1.3 The HSK/HT NDA Advance Works Phase 3 and Stage 2 Works are collectively called Second Phase development (also known as HSK/HT NDA Second Phase Development – the Project). The HSK/HT NDA Advance Works Phase 3 includes site formation and engineering infrastructure works for the site for Dedicated Rehousing Estate (DRE), residential and industrial uses and Government/Institution or Community (G/IC) developments. It also comprises construction of engineering infrastructure works, including a primary distributor road, district distributor roads, local roads, drainage, sewerage (including pumping stations), water supply, landscaping, E&M and associated works as environmental mitigation measures and EM&A programme. The HSK/HT NDA Stage 2 Works includes site information and engineering infrastructure works for the commercial, residential and G/IC developments in the proposed town centre around the proposed HSK Station, logistics, industrial corporate and technology zones village resite, and the remaining batch of multi-storey buildings.

1.1.4 The Project will be delivered under seven works contracts as below and the general layout plan of the works contracts, except Contract 7 of which the exact extent and scope of works are subject to review, is shown in **Figure 1.1**.

<u>Contract 1</u>

- Site clearance and formation (including land decontamination works) for about 30 hectares of lands, together with provision of associated engineering infrastructure
- Construction of Local Roads L6, L7 and L8
- Construction of associated works including footpaths, cycle tracks, drainage, sewerage, landscaping works and other ancillary works
- Relocation and provision of Community Liaison Centre (CLC)
- Implementation of environmental mitigation measures (including noise barriers and low-noise road surfacing)

<u>Contract 2</u>

- Site clearance and formation for about 8.5 hectares of lands
- Construction of Tan Kwai Tsuen East Fresh Water Service Reservoir and associated roadworks, power supply and landscaping works
- Laying of about 4.5 km long freshwater mains and about 3.5 km long flushing water mains
- Implementation of environmental mitigation measures and related environmental monitoring and audit programme for the works mentioned above

Contract 3

- Site clearance and formation (including land decontamination works) for about 60 hectares of lands, together with provision of associated engineering infrastructure
- Construction of Roads D6, D8, L5, L9, L10, L12, L13, L14, L15, L16, road connection between Road P1 and D6 and road connection between Road P1 and Castle Peak Road and relocation of parking area of MTR Emergency Access Point (EAP) 26 in Tuen Mun
- Construction of Footbridge FB13
- Construction of Underpass UP1
- Realignment of Tin Sam Channel
- Construction of Sewage Pumping Station SPS1
- Construction of associated works including footpaths, cycle tracks, drainage, sewerage, water supply, box culvert, district cooling mains, Common Utility Tunnel, landscaping, E&M works and other ancillary works
- Implementation of environmental mitigation measures (including noise barriers and low-noise road surfacing)

Contract 4

- Site clearance and formation (including land decontamination works) for about 57 hectares of lands, together with provision of associated engineering infrastructure
- Construction of Roads D6, D7, L1, L17, L18, L21, L22, L23, L25 and L35
- Construction of river crossing footbridge FB5, FB9, FB8, FB8A, FB8B, FB8C and FB10 and Pedestrian Subway SW6
- River Revitalisation of Tin Sam Channel
- Construction of Sewage Pumping Station SPS3
- Construction of associated works including footpaths, cycle tracks, drainage, sewerage, water supply, box culvert, district cooling mains, landscaping, E&M works and other ancillary works
- Implementation of environmental mitigation measures (including noise barriers and low noise road surfacing)

Contract 5

- Site clearance and formation (including land decontamination works) for about 38 hectares of lands, together with provision of associated engineering infrastructure
- Construction of northern portion of Road P1 and the associated highway connections including the viaducts structures
- Construction of Roads D1, L19, L24, L32, L33 and L36
- Construction of footbridges and pedestrian subways
- Construction of Sewage Pumping Station SPS2
- Slope and natural terrain hazard mitigation works to the hillsides adjacent to Road P1
- Construction of associated works including footpaths, cycle tracks, drainage, sewerage, water supply, district cooling mains, landscaping, E&M works and ancillary works

Contract 6

- Site clearance and formation (including land decontamination works) for about 70 hectares of lands, together with provision of associated engineering infrastructure
- Construction of Roads D3, D5, L30 and L31 and associated connections
- Construction of Sewage Pumping Station SPS4
- Construction of floodable open spaces and the associated drainage works
- Construction of associated works including footpaths, cycle tracks, drainage, sewerage, water supply, landscaping, E&M works and ancillary works

Contract 7

- All remaining landscaping works to regional, district and local open space, landscape within the streetscape, landscape to the floodable open spaces and landscape to river revitalization or polder areas

1.1.5 Aurecon was commissioned by CEDD to provide EM&A services for the works contracts in relation to the Project pursuant to the requirements as specified in relevant EP, the Updated EM&A Manual (Apr 2022) and the approved EIA Report for the Project to discharge the duties of the ET for the Project, including the baseline monitoring works for various monitoring parameters (e.g. AQM, CNM, WQM, etc.).

1.1.6 In accordance with Condition 3.3 of the EPs (i.e. EP-531/2017, EP-530/2017, EP-529/2017, EP-528/2017 & EP-527/2017) for the Project, the Baseline Monitoring Report certified by the ET Leader and verified by the IEC shall be submitted to the DEP at least two weeks before commencement of construction of the Project.

1.2 Purpose of this Report

1.2.1 The purpose of the Baseline Monitoring Report is to establish the baseline levels for air quality, construction noise and water quality. These baseline levels will be used as the basis for compliance check during the impact monitoring in construction stage of the Project.

1.2.2 This Report presents the findings of the baseline AQM conducted between 23 August and 24 October 2024, the baseline CNM conducted between 23 August and 17 October 2024, and baseline WQM conducted between 16 September and 12 October 2024. The Report includes information on the monitoring methodology, parameters, locations, periods (e.g. date, time, frequency & duration), results, and other observations (e.g. influencing factors, etc.) for AQM, CNM and WQM during the baseline monitoring periods.

1.3 Structure of the Report

- Section 1 – Introduction
- Section 2 – Air Quality Monitoring
- Section 3 – Construction Noise Monitoring
- Section 4 – Water Quality Monitoring
- Section 5 – Conclusion

2 Air Quality Monitoring

2.1 Monitoring Requirement

2.1.1 In accordance with the Updated EM&A Manual (Apr 2022), there are 25 designated and alternative air quality monitoring locations. Baseline monitoring was carried out at 19 designated and alternative monitoring locations under this Project. Baseline monitoring was conducted to determine the ambient 1-hour total suspended particulates (1-hour TSP) levels at the monitoring stations where no construction or dust generating activities was present in the vicinity for at least 14 consecutive days prior to the commencement of the Project. 1-hour TSP sampling was carried out at least three times per day at the monitoring stations when the highest dust impacts are expected.

2.2 Monitoring Locations, Parameters and Frequency

2.2.1 According to the Updated EM&A Manual (Apr 2022), baseline monitoring was carried out at 19 designated and alternative monitoring locations near the construction area from Contract 1 to Contract 6 under this Project.

2.2.2 The Proposal for Alternative Monitoring Locations (Air Quality) for baseline monitoring had been certified by the ET Leader and received no comments from the IEC. The monitoring station AM8 as shown in Table 4.1 and Figure 4.1 of the Updated EM&A Manual (Apr 2022) should read as Block J of Ting Shing Court which faced directly to the construction sites of the Project. On the other hand, Block H as quoted in Table 4.1 of the Updated EM&A Manual (Apr 2022) in fact was surrounded by the housing blocks of the same height. Therefore, the alternative station at AM8a was renamed as “Block J, Tin Shing Court” by the ET and agreed by the IEC and Engineer’s Representative (ER) according to Section 4.4.2 of the Updated EM&A Manual (Apr 2022) prior to the baseline monitoring. However, as the Owners’ Corporation for Tin Shing Court refused to grant the permission to access to carry out the set-up of monitoring equipment at the proposed location for subsequent impact monitoring period, a new location has been then identified and submitted through the proposal of the alternative monitoring location for the impact monitoring. As agreed by IEC, the baseline air quality monitoring is not required to be re-carried out at the new alternative location of AM8a as it is at a short distance from the original location (25m), which is still representative for the air sensitive receiver. The air quality monitoring locations are summarized in **Table 2-1** and depicted in **Figure 2.1**.

Table 2-1 Air Quality Monitoring Locations

Monitoring Station(s)	EIA ID	Monitoring Location
AM1	A204	Kam Cheong Garden
AM2	A208	Oaklands Court
AM3	A209	Ling Liang Church Primary School
AM4	A310	Tin Ha Road Playground
AM5	A415	Tin Sum Tsuen
AM6	A410	Galore Garden
AM7	A414	Shek Po Tusen
AM8a (2)(3)	A813	Block J, Tin Shing Court
AM9	A702	San Uk Tsuen
AM10	A802	Kiu Tau Wai
AM11	A703	Sha Chau Lei Tsuen
AM12	A704	Ha Tsuen Shi
AM13	A708	Sik Kong Wai
AM14	A601	Tseung Kong Wai

Monitoring Station(s)	EIA ID	Monitoring Location
AM15	A1101	Lo Uk Tsuen
AM16	A1103	Block 8, Locwood Court
AM17	A1106	Shui Lung House, Tin Shui Estate
AM18 (1)	A1303	Sha Kong Wai Tsai
AM19 (1)	A1305	Ngau Hom Tsuen
AM20 (1)	A1302	Wing Jan School
AM21	A1002	Fung Kong Tsuen
AM22	P240	Planned Village Resite at Site 4-20
AM23 (4)	P1032	Planned Port Back-up, Storage and Workshop at Site 3-6
AM24 (4)	P1501	Planned Port Back-up, Storage and Workshop at Site 3-8
AM25a (4)	-	San Wai Sewage Treatment Works

Notes:

(1) As AM18 (Sha Kong Wai Tsai), AM19 (Ngau Hom Tsuen), and AM20 (Wing Jan School) are more than 500 m away from the nearest site boundary of the works contract under this Project. Neither baseline nor impact monitoring is proposed at these monitoring stations for the Project.

(2) The correct name of the monitoring location had been updated as proposed in the Proposal for Alternative Monitoring Locations (Air Quality, Construction Noise & Water Quality) with agreement from the IEC, and the monitoring station ID had been revised from AM8 to AM8a.

(3) For AM8a, the monitoring station AM8 as shown in Table 4.1 and Figure 4.1 of the Updated EM&A Manual (Apr 2022) should read as Block J of Ting Shing Court which faced directly to the construction sites of the Project. On the other hand, Block H as quoted in Table 4.1 of the Updated EM&A Manual (Apr 2022) in fact was surrounded by the housing blocks of the same height. Furthermore, as the Owners' Corporation for Tin Shing Court refused to grant the permission to access to carry out the set-up of monitoring equipment at the proposed location for subsequent impact monitoring period, a new location has been then identified and submitted through the proposal of the alternative monitoring location for the impact monitoring. As agreed by IEC, the baseline air quality monitoring is not required to be re-carried out at the new alternative location of AM8a as it is at a short distance from the original location (25m), which is still representative for the air sensitive receiver.

(4) Baseline monitoring at AM23, AM24 and AM25a had been conducted under the baseline air quality monitoring of HSK/HT NDA Stage 1 Works in December 2021. No further baseline monitoring at these stations is proposed for the Project.

2.2.3 Baseline air quality monitoring was conducted between 23 August 2024 and 5 September 2024 at the four monitoring locations at AM1, AM2, AM7 and AM9. Baseline air quality monitoring was conducted at AM3, AM4, AM5, AM6, AM8a, AM10, AM11 and AM12 between 13 September and 26 September 2024. Baseline air quality monitoring was conducted at AM22 between 14 September and 27 September 2024. Baseline air quality monitoring was conducted at AM13, AM14, AM15, AM17 and AM21 between 27 September and 10 October 2024. Baseline air quality monitoring was conducted at AM16 between 11 October 2024 and 24 October 2024. The detailed monitoring schedule is shown in **Appendix 1**. The frequency and duration are shown in **Table 2-2**.

Table 2-2 Baseline Air Quality Monitoring Parameters, Frequency and Duration

Monitoring Station	Parameter	Frequency and Duration
AM1, AM2, AM3, AM4, AM5, AM6, AM7, AM8a, AM9, AM10, AM11, AM12, AM13, AM14, AM15, AM16, AM17, AM21, AM22	1-hour TSP	Daily for 14 consecutive days; 3 times per day

2.3 Monitoring Equipment

2.3.1 Direct reading dust meters were used for measuring 1-hour TSP levels during the baseline air quality monitoring. According to paragraph 4.3.5 the Updated EM&A Manual (Apr 2022), the proposed use of direct reading dust meter was submitted to and agreed by the IEC.

2.3.2 The direct reading dust meters have been calibrated against high volume samplers (HVSs) annually. A 2-day, three 3-hour measurement results per day from direct reading dust meters were taken to compare with the sampling results from the HVSs. The correlation between the direct

reading dust meters and the HVSs were then concluded. By accounting for the correlation factor, the direct reading dust meters are considered to achieve comparable results as that of the HVSs.

2.3.3 Sufficient number of monitoring instruments were deployed by the ET for carrying out the baseline monitoring. All equipment and associated instrumentation were clearly labelled.

2.3.4 Equipment used in the baseline air quality monitoring programme is summarized in **Table 2-3**. Calibration certificates for the air quality monitoring equipment are attached in **Appendix 2**.

Table 2-3 Baseline Air Quality Monitoring Equipment

Equipment	Manufacturer	Model	No. of Sets of Equipment	Serial No.
Direct Reading Dust Meter	Sibata	LD-5R	12	467356, 467357, 467358, 467359, 467360, 467361, 0Z4545, 851816, 882106, 882107, 882150, 942532

2.4 Monitoring Methodology

2.4.1 The 1-hr TSP was sampled by drawing air into the portable dust monitor where particular concentrations were measured instantaneously with an in-built silicon detector sensing light scattered by the particulates in the sampled air. Continuous TSP levels were indicated and logged by a built-in data logger compatible with Windows based program to facilitate data collection, analysis and reporting.

2.4.2 The measuring procedures of the 1-hour dust meter was undertaken in accordance with the Manufacturer's Instruction Manual as follows:

• Placed the 1-hour dust meter at least 1.5m above ground;

• Set POWER to "ON" and make sure that the battery level was not flashed or in low level;

• Pulled the air sampling inlet cover up;

• Pushed the knob at MEASURE position;

• Set time/mode setting to [BG] by pushing the time setting switch. Then, started the background measurement by pushing the start/stop switch once. It took 6 sec. to complete the background measurement;

• Turned knob to SENSI. ADJ position and pressed in;

• Pushed Start/Stop switch once;

• Gently returned knob to the MEASURE position;

• Pushed the time setting switch to change the time setting display to [LOG] at the bottom left of the liquid crystal display;

• Removed the cap and started measurement; and

• Information such as sampling date, time, count value and site condition were recorded during the monitoring period

2.5 Baseline Monitoring Result

2.5.1 Baseline monitoring for air quality was conducted between 23 August 2024 and 24 October 2024. The baseline air quality monitoring result are summarized in **Table 2-4**. Details of air quality results are presented in **Appendix 3-1**.

2.5.2 During the baseline monitoring, no construction activity or dust generating activities of the Project and any other projects was conducted in the vicinity of the monitoring locations and in the project site. No project or any other project was observed affecting the baseline air quality condition during the baseline monitoring.

2.5.3 No other major dust emission sources were noted. Weather condition of the whole baseline monitoring period varied from sunny to rainy. Wind data during the period of baseline monitoring from the Hong Kong Observatory Lau Fau Shan Wind Station (22.46889N, 113.98361E), which is located about 1.25 km from the nearest site boundary of Contract 6, are also presented in **Appendix 5**.

Table 2-4 Summary of Baseline 1-hour TSP Monitoring Results

Monitoring Station (s)	TSP Concentration, µg/m^3		
	Average	Min.	Max.
AM1 - Kam Cheong Garden	24	15	33
AM2 - Oaklands Court	32	20	46
AM3 - Ling Liang Church Primary School	35	19	56
AM4 - Tin Ha Road Playground	28	17	48
AM5 - Tin Sum Tsuen	34	12	61
AM6 - Galore Garden	32	21	54
AM7 - Shek Po Tusen	49	34	67
AM8a - Block J, Tin Shing Court	26	13	54
AM9 - San Uk Tsuen	39	20	61
AM10 - Kiu Tau Wai	32	17	52
AM11 - Sha Chau Lei Tsuen	39	22	60
AM12 - Ha Tsuen Shi	35	18	58
AM13 - Sik Kong Wai	21	11	42
AM14 - Tseung Kong Wai	46	26	68
AM15 - Lo Uk Tsuen	32	16	50
AM16 - Block 8, Locwood Court	46	31	63
AM17 - Shui Lung House, Tin Shui Estate	36	21	57
AM21 - Fung Kong Tsuen	38	24	56
AM22 - Planned Village Resite at Site 4-20	37	19	58

2.6 Action and Limit Levels

2.6.1 The baseline 1-hour TSP monitoring results form the basis for determining the air quality criteria for the impact monitoring. **Table 2-5** shows the criteria for establishing the Action and Limit Levels for air quality monitoring.

Table 2-5 Action and Limit Levels for Air Quality during Construction Period

Parameter	Action Level (µg/m^3) (1)	Limit Level (µg/m^3)
1-hour TSP Level	BL ≤ 384 µg/m^3, AL = (BL × 1.3 + LL)/2 BL > 384 µg/m^3, AL = LL	500

Notes:
(1) BL: Baseline Level; AL: Action Level; LL: Limit Level

2.6.2 Following the above guidelines, the Action and Limit Levels for 1-hour TSP impact monitoring have been set and presented in **Table 2-6**.

Table 2-6 Calculated Action and Limit Levels for 1-hour TSP

Monitoring Station(s)	Action Level (µg/m^3)	Limit Level (µg/m^3)
AM1	266	500
AM2	271	
AM3	273	
AM4	268	
AM5	272	
AM6	271	
AM7	282	
AM8a	267	
AM9	276	
AM10	271	
AM11	276	
AM12	273	
AM13	264	
AM14	280	
AM15	271	
AM16	280	
AM17	273	
AM21	275	
AM22	274	

2.6.3 Should non-compliance of the air quality criteria occur, action in accordance with the Action Plan in **Table 2-7** shall be carried out.

2.7 Event and Action Plan

2.7.1 The Action and Limit levels for air quality are shown in **Table 2-6**. Should non-compliance of the criteria occur, action in accordance with the Event/ Action Plans in **Table 2-7** shall be carried out.

Table 2-7 Event/ Action Plan for Air Quality

Event	Action			
	ET	IEC	ER	Contractor
Action level being exceeded by one sampling	1. Identify source, investigate the causes of complaint and propose remedial measures; 2. Inform Contractor, IEC and ER; 3. Repeat measurement to confirm finding; and 4. Increase monitoring frequency to daily.	1. Check monitoring data submitted by ET; 2. Check Contractor's working method; and 3. Review and advise the ET and ER on the effectiveness of the proposed remedial measures.	1. Notify Contractor.	1. Identify source(s), investigate the causes of exceedance and propose remedial measures; 2. Implement remedial measures; and 3. Amend working methods agreed with the ER as appropriate.

Event	Action			
	ET	IEC	ER	Contractor
Action level being exceeded by two or more consecutive sampling	1. Identify source; 2. Inform Contractor, IEC and ER; 3. Advise the Contractor and ER on the effectiveness of the proposed remedial measures; 4. Repeat measurements to confirm findings; 5. Increase monitoring frequency to daily; 6. Discuss with IEC and Contractor on remedial actions required; 7. If exceedance continues, arrange meeting with Contractor, IEC and ER; and 8. If exceedance stops, cease additional monitoring.	1. Check monitoring data submitted by ET; 2. Check Contractor's working method; 3. Discuss with ET, ER and Contractor on possible remedial measures; 4. Advise the ET and ER on the effectiveness of the proposed remedial measures; and 5. Supervise Implementation of remedial measures.	1. Confirm receipt of notification of exceedance in writing; 2. Notify Contractor; 3. Ensure remedial measures properly implemented by the Contractor; and 4. If exceedance continues, consider what portion of the work is responsible and instruct the Contractor to stop that portion of work until the exceedance is abated.	1. Identify source and investigate the causes of exceedance; 2. Submit proposals for remedial measures to the ER with a copy to ET and IEC within three working days of notification; 3. Implement the agreed proposals; and 4. Amend proposal as appropriate.
Limit level being exceeded by one sampling	1. Identify source, investigate the causes of exceedance and propose remedial measures; 2. Inform Contractor, IEC, ER, and EPD; 3. Repeat measurement to confirm finding; 4. Increase monitoring frequency to daily; and 5. Assess effectiveness of Contractor's remedial actions and keep IEC, EPD and ER informed of the results.	1. Check monitoring data submitted by ET; 2. Check Contractor's working method; 3. Discuss with ET and Contractor on possible remedial measures; 4. Advise the ER on the effectiveness of the proposed remedial measures; and 5. Supervise implementation of remedial measures.	1. Confirm receipt of notification of exceedance in writing; 2. Notify Contractor; 3. Ensure remedial measures properly implemented.	1. Identify source(s) and investigate the causes of exceedance; 2. Take immediate action to avoid further exceedance; 3. Submit proposals for remedial measures to ER with a copy to ET and IEC within three working days of notification; 4. Implement the agreed proposals; and 5. Amend proposal if appropriate.

Event	Action			
	ET	IEC	ER	Contractor
Limit level being exceeded by two or more consecutive sampling	1. Notify IEC, ER, Contractor and EPD; 2. Identify source; 3. Repeat measurement to confirm findings; 4. Increase monitoring frequency to daily; 5. Carry out analysis of Contractor's working procedures to determine possible mitigation to be implemented; 6. Arrange meeting with IEC and ER to discuss the remedial actions to be taken; 7. Assess effectiveness of Contractor's remedial actions and keep IEC, EPD and ER informed of the results; and 8. If exceedance stops, cease additional monitoring.	1. Check monitoring data submitted by the ET; 2. Discuss amongst ER, ET, and Contractor on the potential remedial actions; 3. Review Contractor's remedial actions whenever necessary to assure their effectiveness and advise the ER accordingly; and 4. Supervise the implementation of remedial measures.	1. Confirm receipt of notification of exceedance in writing; 2. In consultation with the ET and IEC, agree with the Contractor on the remedial measures to be implemented; 3. Supervise the implementation of remedial measures; and 4. If exceedance continues, consider what portion of the work is responsible and instruct the Contractor to stop that portion of work until the exceedance is abated.	1. Identify source(s) and investigate the causes of exceedance; 2. Take immediate action to avoid further exceedance; 3. Submit proposals for remedial measures to the ER with a copy to the IEC and ET within three working days of notification; 4. Implement the agreed proposals; 5. Revise and resubmit proposals if problem still not under control; and 6. Stop the relevant portion of works as determined by the ER until the exceedance is abated.

3 Construction Noise Monitoring

3.1 Monitoring Requirement

3.1.1 In accordance with the Updated EM&A Manual (Apr 2022), there are 32 designated and alternative noise monitoring locations. Baseline monitoring was carried out at 28 designated and alternative monitoring locations for at least 2 weeks prior to the commissioning of the construction works under this Project. The minimum logging interval shall be 30 minutes with average of 6 consecutive A-weighted equivalent continuous sound pressure level over 5 minutes (L_{eq}(5mins)); L_{10} and L_{90} shall also be measured at 5-minute intervals.

3.2 Monitoring Locations, Parameters and Frequency

3.2.1 According to the Updated EM&A Manual (Apr 2022), baseline monitoring was conducted at 28 designated and alternative monitoring locations near the construction area from Contract 1 to Contract 6 under this Project.

3.2.2 The Proposal for Alternative Monitoring Locations (Noise) had been certified by the ET Leader and had no adverse comments from the IEC. Due to limited access to the original monitoring locations at CM4, CM15, CM17, CM23 and CM27, alternative stations at CM4a, CM15a, CM17a, CM23a and CM27a were proposed by the ET and agreed by the IEC and Engineer's Representative (ER) according to the Updated EM&A Manual (Apr 2022) prior to the baseline monitoring. The noise monitoring locations are summarized in **Table 3-1** and depicted in **Figure 3.1**.

Table 3-1 Noise Monitoring Locations

ID No.	EIA ID	Location	Nature of Uses	Type of Measurement
CM1 (3)	ETCW02	No. 739, Oaklands Court	Residential	Free-Field
CM2 (3)	ESFW01	No. 332, Chung Uk Tsuen	Residential	Free-Field
CM3 (3)	ESFW02	Village house, Nai Wai	Residential	Free-Field
CM4a (2) (3)		Village Representative Building at Chung Uk Tsuen	Residential	Free-Field
CM5 (1)	ELFS02	No. 3H, San Hing Tsuen	Residential	-
CM6 (1)	ELFS03	No. 310, Sha Kong Wai	Residential	-
CM7 (1)	ELFS04	Wing Jan School/Wing Jan Lutheran Church	Educational Institution	-
CM8 (1)	ETSW05	Shui Fung House, Tin Shui Estate	Residential	-
CM9	ETSW08	VTC Youth College (Tin Shui Wai)	Educational Institution	Façade
CM10	ETSW11	YLPMSAA Tang Siu Tong Secondary School	Educational Institution	Façade
CM11 (3)	E53902	No. 125, Lee Fong Yuen	Residential	Free-field
CM12 (3)	ETST05b	No. 143, Tin Sum, (West Façade)	Residential	Free Field
CM13	ESLUT01	No. 46A San Lee Uk Tsuen	Residential	Façade
CM14 (3)		No. 62, San Lee Uk Tsuen	Residential	Free Field
CM15a (2) (3)		Block 15, Bellevue Court	Residential	Free Field
CM16	E52505	Hung Yan House, Hung Fuk Estate	Residential	Façade
CM17a (2) (3)		No. 120, Kiu Tau Wai Tsuen	Residential	Free-Field
CM18 (3)	ESPT06	No. 201, Shek Po Tsuen	Residential	Free Field
CM19 (3)	ESST07	No. 60 San Sang Tsuen	Residential	Free-Field
CM20 (3)	ESCL03	No. 45, Sha Chau Lei Tsuen	Residential	Free-Field
CM21 (3)	EHTS01	No. 1B, San Uk Tsuen	Residential	Free-Field

ID No.	EIA ID	Location	Nature of Uses	Type of Measurement
CM22 (3)	ELUT01	Block 11, Yan Wu Garden	Residential	Free-Field
CM23a (2) (3)		515 San Wai	Residential	Free-Field
CM24 (3)	ETKW01	No. 108C, Tseung Kong Wai	Residential	Free-Field
CM25 (3)	ETTT01	Block A Luxor Garden, Tung Tau Tsuen	Residential	Free-Field
CM26 (3)	EFKT01	No. 61, Fung Kong Tsuen	Residential	Free-Field
CM27a (2) (3)	40305	Lamp pole VD 8185 opposite to San Sang San Tsuen	-	Free-Field
CM28 (3)	42001	559 Sun Fung Wai, Tsing Yick Road	Residential	Free-Field
CM29 (3)	42251	Planned Residential Development in Site 4-22	Residential	Free-Field
CM30 (3)	21801	Planned Residential Development in Site 2-18	Residential	Free-Field
CM31(3)	52408	Planned Residential Development in Site 5-24	Residential	Free-Field
CM32 (3)	52151	Planned School in Site 5-21	Educational Institution	Free-Field

Notes:

(1) As CM5 (No. 3H, San Hing Tsuen), CM6 (No. 310, Sha Kong Wai), CM7 (Wing Jan School/Wing Jan Lutheran Church) and CM8 (Shui Fung House, Tin Shui Estate) are more than 300 m away from the nearest site boundary of the works contract under this Project, neither baseline monitoring nor impact monitoring is proposed at these monitoring stations.

(2) CM4a, CM15a, CM17a, CM23a and CM27a are the alternative noise monitoring stations proposed to replace CM4, CM15, CM17, CM23 and CM27 respectively.

(3) For Free Field measurement, +3 dB(A) should be added to the measured results.

3.2.3 Baseline noise monitoring was first conducted between 23 August 2024 and 11 September 2024, at the six monitoring locations at CM1, CM2, CM3, CM11, CM13 and CM21. Due to the super typhoon Yagi, the baseline noise monitoring was suspended from the afternoon of 4 September to the morning of 9 September 2024. The baseline noise monitoring at the mentioned six monitoring locations was resumed in the afternoon of 9 September. Baseline noise monitoring was then conducted at CM15a, CM16, CM17a, CM18, CM20, CM22 and CM25 between 13 September 2024 and 27 September 2024, and at CM28, CM29, CM31 and CM32 between 14 September 2024 and 28 September 2024. Baseline noise monitoring was conducted between 2 October 2024 and 16 October 2024 at the ten monitoring locations at CM4a, CM9, CM10, CM12, CM14, CM19, CM23a, CM26, CM27a and CM30. Baseline noise monitoring was carried at CM24 between 3 October 2024 and 17 October 2024.The detailed monitoring schedule is shown in **Appendix 1**. The frequency and duration are shown in **Table 3-2**.

Table 3-2 Noise Baseline Monitoring Parameters, Frequency and Duration

Monitoring Station	Parameter	Frequency and Duration
CM1, CM2, CM3, CM4a, CM9, CM10, CM11, CM12, CM13, CM14, CM15a, CM16, CM17a, CM18, CM19, CM20, CM21, CM22, CM23a, CM24, CM25, CM26, CM27a, CM28, CM29, CM30, CM31, CM32	$L_{eq\ (30mins)}$ (as an average of 6 consecutive $L_{eq\ (5mins)}$); $L_{10\ (5mins)}$ and $L_{90\ (5mins)}$	Continuous for 14 consecutive days with each sampling period of 5 minutes throughout the monitoring

3.3 Monitoring Equipment

3.3.1 According to the Updated EM&A Manual (Apr 2022), there are 32 monitoring locations near the construction area from Contract 1 to Contract 6.

3.3.2 Sound level meters and calibrators shall comply with the International Electrotechnical Commission Publication 651:1979 (Type 1) and 804:1985 (Type 1) specification as referred to in the Technical Memorandum (TM) issued under the Noise Control Ordinance. The sound level meters shall be supplied and used with the manufacturer recommended weather shield as appropriate.

3.3.3 Sound level meters shall be calibrated using a portable calibrator prior to and following each noise measurement. The calibration levels shall be noted with the measurement results and where the difference between the calibration levels is greater than 1.0 dB(A), the measurement shall be repeated.

3.3.4 Noise measurements will not be made in the presence of fog, rain, wind with a steady speed exceeding 5 m/s or wind with gusts exceeding 10 m/s.

3.3.5 **Table 3-3** summarises the equipment that have been used in the baseline noise monitoring programme. The calibration certificates are shown in **Appendix 2**.

Table 3-3 Noise Monitoring Equipment

Equipment	Manufacturer	Model	No. of Equipment	Serial No.
Sound Level Meter	Svantek	SVAN 971	5	C119577
				C132260
				C132261
				C132269
				103449
	Rion	NL-53	3	01130783
				01130784
				01130785
	Nti Audio	XL 3	5	A3A-01220-F0
				A3A-01229-F0
				A3A-01230-F0
				A3A-01231-F0
				A3A-01235-F0
Acoustic Calibrator	Rion	NC-75	2	35124530
				34724245

3.4 Noise Monitoring Methodology

3.4.1 The details of noise measurement procedures are described as follows:

- Free-field and façade measurements were made at the monitoring locations.
- For free field, the sound level meter was set at a height of 1.2 m above ground.
- For façade measurement, the microphone of the sound level meter was positioned 1 m away from the building external wall of sensitive receiver, and the sound level meter was set up at a height of 1.2 m above ground.
- Regular visits, for a period of at least once every three to four days, were conducted by the ET to ensure the continuous operation of the sound level meter during the baseline monitoring. The battery condition was checked to ensure proper functioning of the meter.
- A-weighted L_{eq}, L_{10} and L_{90} were measured by weatherproof logging sound level meter over a two-week period, and a sampling period of 5 minutes was used throughout the baseline monitoring.
- Parameters such as frequency weighting, the time weighting and the measurement time were set as follows:
  - Frequency weighting: A
  - Time weighting: Fast
  - Measurement time: Six consecutive $L_{eq\ (5mins)}$ readings are measured to provide $L_{eq\ (30mins)}$ for the non-restricted hours.
- Prior to and after each noise measurement, the meter was calibrated using an acoustic calibrator for 94.0 dB at 1000 Hz. If the difference in the calibration level before and after measurement was more than 1.0 dB, the measurement would be considered invalid and repeat of noise measurement would be required after recalibration or repair of the equipment.
- No construction activities were observed near the monitoring stations during the baseline monitoring. Measurements were recorded to the nearest 0.1 dB.
- Noise measurement should be paused during periods of high intrusive noise if possible and observation shall be recorded when intrusive noise is not avoided.

- Noise monitoring should be conducted with the wind speed not exceeding 5 m/s and no gusts exceeding 10 m/s.
- Schedules on the baseline monitoring were submitted by the ET to the IEC for approval before the monitoring.

3.5 Baseline Monitoring Result

3.5.1 The baseline noise monitoring results are summarized in **Table 3-4**, **Table 3-5** and **Table 3-6**. The monitoring data together with graphical presentations are presented in **Appendices 3-2** and **Appendices 4-2**, respectively.

Table 3-4 Summary of Noise Monitoring Results during 07:00 - 19:00

Noise Monitoring Station	Average $L_{eq\ (30mins)}$	Minimum $L_{eq\ (30mins)}$	Maximum $L_{eq\ (30mins)}$
CM1 (1)	58.7	49.2	74.0
CM2 (1)	64.2	48.8	78.3
CM3 (1)	71.5	68.0	76.6
CM4a (1)	75.0	61.8	93.6
CM9	47.7	41.1	62.0
CM10	60.9	49.6	72.2
CM11 (1)	71.5	62.5	80.0
CM12 (1)	51.6	42.8	66.4
CM13	54.4	42.4	66.7
CM14 (1)	47.4	35.7	65.7
CM15a (1)	64.7	46.2	78.4
CM16	71.9	64.6	82.5
CM17a (1)	57.2	45.6	75.9
CM18 (1)	56.6	44.9	72.9
CM19 (1)	48.4	40.4	62.9
CM20 (1)	57.8	50.8	71.8
CM21 (1)	67.8	57.6	74.9
CM22 (1)	63.9	50.6	80.8
CM23a (1)	52.6	40.1	62.4
CM24 (1)	52.0	44.8	63.2
CM25 (1)	61.2	50.5	72.5
CM26 (1)	47.6	38.1	64.7
CM27a (1)	55.7	39.5	74.3
CM28 (1)	55.1	41.6	74.6
CM29 (1)	59.5	46.6	70.3
CM30 (1)	60.2	38.5	72.5
CM31 (1)	59.1	45.7	75.6
CM32 (1)	57.0	43.1	70.0

Remark: (1) For Free Field measurement, +3 dB(A) was added to the measured results.

Table 3-5 Summary of Noise Monitoring Results during 19:00 - 23:00

Noise Monitoring Station	Average $L_{eq\ (30mins)}$	Minimum $L_{eq\ (30mins)}$	Maximum $L_{eq\ (30mins)}$
CM1 (1)	56.5	49.4	65.6
CM2 (1)	63.7	49.5	75.6
CM3 (1)	68.1	64.2	72.9
CM4a (1)	67.4	60.0	81.3
CM9	49.2	43.0	60.6
CM10	63.3	49.9	69.5
CM11 (1)	69.9	65.7	74.7
CM12 (1)	65.1	54.6	59.2
CM13	51.6	40.7	58.6
CM14 (1)	49.4	35.3	55.9
CM15a (1)	56.8	40.9	69.1
CM16	70.6	66.0	78.5
CM17a (1)	50.8	44.5	68.1
CM18 (1)	51.9	39.7	62.2
CM19 (1)	48.4	42.1	64.5
CM20 (1)	55.6	48.0	66.9
CM21 (1)	64.6	58.6	71.0
CM22 (1)	58.4	47.9	68.3
CM23a (1)	52.8	42.2	64.8
CM24 (1)	49.7	46.0	65.0
CM25 (1)	58.6	52.4	69.9
CM26 (1)	47.5	38.5	54.8
CM27a (1)	50.3	39.7	65.5
CM28 (1)	51.1	43.5	63.9
CM29 (1)	55.2	46.4	66.0
CM30 (1)	57.1	38.7	71.7
CM31 (1)	51.0	44.4	60.3
CM32 (1)	57.0	45.7	68.6

Remark: (1) For Free Field measurement, +3 dB(A) was added to the measured results.

Table 3-6 Summary of Noise Monitoring Results during 23:00 - 07:00 on the next day

Noise Monitoring Station	Average $L_{eq\ (30mins)}$	Minimum $L_{eq\ (30mins)}$	Maximum $L_{eq\ (30mins)}$
CM1 (1)	53.3	49.0	61.2
CM2 (1)	63.0	48.6	75.5
CM3 (1)	66.8	62.0	74.8
CM4a (1)	64.1	55.0	80.2
CM9	45.7	41.7	62.0
CM10	52.7	47.7	64.0
CM11 (1)	68.1	60.6	75.0
CM12 (1)	48.7	42.7	61.2
CM13	48.8	36.7	59.4
CM14 (1)	47.8	35.9	60.3
CM15a (1)	52.4	40.3	66.0
CM16	65.5	60.8	73.0
CM17a (1)	48.3	42.1	70.8
CM18 (1)	49.3	37.7	67.8
CM19 (1)	48.0	39.8	65.8
CM20 (1)	54.6	48.3	70.1
CM21 (1)	60.4	49.2	71.3

Noise Monitoring Station	Average $L_{eq\ (30mins)}$	Minimum $L_{eq\ (30mins)}$	Maximum $L_{eq\ (30mins)}$
CM22 (1)	56.4	44.6	78.8
CM23a (1)	48.8	39.8	60.6
CM24 (1)	47.9	44.0	58.6
CM25 (1)	56.9	45.8	67.7
CM26 (1)	46.4	39.2	55.8
CM27a (1)	48.8	36.7	69.6
CM28 (1)	49.7	41.9	68.2
CM29 (1)	51.9	41.6	70.6
CM30 (1)	51.2	38.5	67.6
CM31 (1)	49.1	42.0	59.0
CM32 (1)	49.9	45.2	63.7

Remark: (1) For Free Field measurement, +3 dB(A) was added to the measured results.

3.5.2 During the baseline monitoring period, weather conditions varied from sunny to rainy. No particular observations were identified near the monitoring stations during the baseline monitoring period. The noise monitoring results will be used as a reference for future impact periods.

Table 3-7 Summary of Dominant Noise Source at Respective Monitoring stations during the baseline monitoring period

Noise Monitoring Station	Dominant Noise Source
CM1, CM2, CM3, CM4a, CM9, CM10, CM11, CM12, CM13, CM14, CM15a, CM16, CM17a, CM18, CM19, CM20, CM21, CM22, CM23a, CM24, CM25, CM26, CM27a, CM28, CM29, CM30, CM31, CM32	Road Traffic Noise

3.6 Maintenance and Calibration

3.6.1 Maintenance and calibration procedures are as follows:

- The microphone head of the sound level meter and calibrator were regularly cleaned with a soft cloth; and
- The sound level meter and acoustic calibrator were calibrated annually by a HOKLAS accredited laboratory or the manufacturer.

3.7 Action and Limit Level for Construction Noise

3.7.1 The criteria for action and limit levels for construction noise are defined in **Table 3-8**.

Table 3-8 Action and Limit Levels for Construction Noise

Time Period	Action	Limit
07:00 - 19:00 on normal weekdays	When one or more documented complaints are received	75 dB(A)*

Note: * Between 07:00 and 19:00, construction noise limit for school during normal term time is 70 dB(A) and 65 dB(A) during examination period.

3.8 Event and Action Plan

3.8.1 The Action and Limit levels for construction noise are shown in **Table 3-8**. Should non-compliance of the criteria occurs, action in accordance with the Event/ Action Plans in **Table 3-9** shall be carried out.

Table 3-9 Event/ Action Plan for Construction Noise

Event	ET	IEC	ER	Contractor
Action Level	1. Notify IEC and Contractor; 2. Carry out investigation; 3. Report the results of investigation to the IEC, ER and Contractor; 4. Discuss with the Contractor and formulate remedial measures; and 5. Increase monitoring frequency to check mitigation effectiveness.	1. Review the analysed results submitted by the ET; 2. Review the proposed remedial measures by the Contractor and advise the ER accordingly; and 3. Supervise the implementation of remedial measures.	1. Confirm receipt of notification of failure in writing; 2. Notify Contractor; 3. Require Contractor to propose remedial measures for the analysed noise problem; and 4. Ensure remedial measures are properly implemented.	1. Submit noise mitigation proposals to IEC ; and 2. Implement noise mitigation proposals.
Limit Level	1. Identify source; 2. Inform IEC, ER, EPD and Contractor; 3. Repeat measurements to confirm findings; 4. Increase monitoring frequency; 5. Carry out analysis of Contractor's working procedures to determine possible mitigation to be implemented; 6. Inform IEC, ER and EPD the causes and actions taken for the exceedances; 7. Assess effectiveness of Contractor's remedial actions and keep IEC, EPD and ER informed of the results; and 8. If exceedance stops, cease additional monitoring.	1. Discuss amongst ER, ET, and Contractor on the potential remedial actions; 2. Review Contractors remedial actions whenever necessary to assure their effectiveness and advise the ER accordingly; and 3. Supervise the implementation of remedial measures.	1. Confirm receipt of notification of failure in writing; 2. Notify Contractor; 3. Require Contractor to propose remedial measures for the analysed noise problem; 4. Ensure remedial measures properly implemented; and 5. If exceedance continues, consider what portion of the work is responsible and instruct the Contractor to stop that portion of work until the exceedance is abated.	1. Take immediate action to avoid further exceedance; 2. Submit proposals for remedial actions to IEC and ER within 3 working days of notification; 3. Implement the agreed proposals; 4. Resubmit further proposal if problem still not under control; and 5. Stop the relevant portion of works as determined by ER, until the exceedance is abated.

4 Water Quality Monitoring

4.1 Monitoring Requirement

4.1.1 In accordance with the Updated EM&A Manual (Apr 2022), there are 22 designated and alternative monitoring locations in the vicinity of Tin Shui Wai (Tin Shui Wai) Main Channel and its tributaries, Hang Hau Tsuen Channel, Tuen Mun River, small watercourses along Deep Bay, and upstream / tributaries of Shan Pui River. As the baseline monitoring at U1, U2, SW, HT, TKW and TKW1 had been conducted during the baseline monitoring of HSK/HT NDA Stage 1 works, the baseline monitoring under this Project was carried out at 16 designated and alternative monitoring locations. This monitoring was conducted three days per week for four consecutive weeks prior to the commencement of the Project's construction works.

4.2 Monitoring Locations, Parameters, Frequency and Duration

4.2.1 Baseline water quality monitoring was carried out between 16 September and 12 October 2024. The monitoring locations are indicated in **Table 4-1** and **Figure 4.1**.

Table 4-1 Water Quality Monitoring Location

Fresh Water System	Monitoring Station ID	Coordinates (HK Grid)		Description (1)
		Easting	Northing	
TSW Main Channel and its tributaries	U1 (5)	815936	834150	U
	U2 (5)	816240	834009	U
	U3a (2)	816250	832923	U
	U4a (2)	816151	832474	U
	U5a (2)	816212	832138	U
	U6a (2)	817666	832421	U
	TS1	816815	832297	G
	TS2a (2)	817278	833493	G
	TSR1a (2)	817786	834125	G
	STa (2)	816836	833253	G
	SW (5)	816304	834321	G
	HT (5)	816866	834314	G
	LUTa (2)	817547	834717	G
	D2a (2)	817483	835855	I
Hang Hau Tsuen Channel	LFS	816504	835862	G
	D1	816187	836064	I
Tuen Mun River	D3	816437	831500	I
Small Watercourses along Deep Bay	TKW (3) (5)	816594	834690	G
	TKW1 (3) (5)	816563	834686	G
	D4a (2)	815748	835354	I
Upstream / Tributaries of Shan Pui River (4)	D5a (2)	819054	832288	I
	D6a (2)	818934	832032	I

Remarks:
(1) G: Gradient Station; I: Impact Station; U: Upstream Station.
(2) U3a, U4a, U5a, U6a, TS2a, TSR1a, STa, LUTa, D2a, D4a, D5a and D6a are the alternative water quality monitoring stations to replace U3, U4, U5, U6, TS2, TSR1, ST, LUT, D2, D4, D5 and D6, respectively, in accordance with the agreed Proposal of Alternative Monitoring Locations.
(3) The alternative monitoring stations (i.e. TKW & TKW1) for the original monitoring station (i.e. DB) have been approved by EPD (for details, please refer to Appendix A of Updated EM&A Manual (Apr 2022).
(4) The original monitoring station (i.e. U7) had been cancelled owing to the location was on a steep slope within densely vegetated area in which no water flowing through in wet season in accordance with the Proposal of Alternative Monitoring Locations.

(5) The baseline monitoring at U1, U2, SW, HT, TKW and TKW1 had been conducted during the baseline monitoring of HSK/HT NDA Stage 1 works.

4.2.2 The monitoring parameters, frequency and duration of baseline water quality monitoring are summarized in **Table 4-2**.

Table 4-2 Water Quality Monitoring Parameters, Frequency and Duration

Parameter	Frequency	Duration
Dissolved oxygen (DO), temperature, turbidity, pH, stream water depth and suspended solids (SS)	3 days in a week	At least 4 weeks prior to the commencement of construction

4.2.3 Due to a shallow water depth with low flow rates in rivers, all the monitoring would be located at mid-depth level.

4.2.4 Duplicate water samples were collected at each sampling depth for laboratory measurement of SS. Samples were stored in high density polythene bottles, packed in ice (cooled to 4 °C without being frozen), and delivered to the laboratory on the same day of collection for analysis.

4.3 Monitoring Equipment

4.3.1 The measurement of DO, temperature, turbidity, pH and stream water depth were undertaken *in-situ*. *In-situ* monitoring instruments in compliance with the specifications listed under Section 6.8 of the Updated EM&A Manual (Apr 2022) were adopted to undertake the water quality monitoring for the Project. Water quality monitoring equipment with the following specifications shall be supplied and maintained by the ET.

Dissolved Oxygen and Temperature Measuring Equipment

4.3.2 The instrument should be portable, weatherproof DO measuring instrument with cable and sensor, and use a DC power source. It should be capable of measuring:

- DO level in the range of 0 – 20 mg/L and 0 – 200% saturation; and
- Temperature of 0 – 45 °C.

Turbidity Measurement Instrument

4.3.3 The instrument should be a portable, weatherproof turbidity-measuring instrument using a DC power source. It should have a photoelectric sensor capable of measuring turbidity between 0 - 1000 NTU (e.g. Hach model 2100P or an approved similar instrument).

pH Measurement Instrument

4.3.4 The instrument should consist of a potentiometer, a glass electrode, a reference electrode and a temperature-compensating device. It should be readable to 0.1 pH in a range of 0 to 14. Standard buffer solutions of at least pH 7 and pH 10 shall be used for calibration of the instrument before and after use.

Sampler

4.3.5 A water sampler is required. It should comprise a transparent PVC cylinder, with a capacity of not less than 2 litres, which can be effectively sealed with latex cups at both ends. The sampler should have a positive latching system to keep it open and prevent premature closure until released by a messenger when the sampler is at the selected water depth (e.g. Kahlsico Water Sampler or an approved similar instrument).

4.3.6 For sampling location with shallow water depth, plastic bucket would be used instead.

Water Depth Detector

4.3.7 A portable, battery-operated echo sounder would be used for determining water depth at each designated monitoring station. For shallow water (less than 1 m deep), where echo sounder is not applicable, a portable water depth ruler will be used to measure water depth.

Sample Containers and Storage

4.3.8 Water samples for SS should be stored in high density polythene bottles with no preservative added, packed in ice (cooled to 4°C without being frozen) and delivered to the laboratory and analysed as soon as possible after collection. Sufficient volume of samples should be collected to achieve the detection limit stated in **Table 4-4**.

Calibration of *In-situ* Instruments

4.3.9 The DO meter and turbidimeter should be checked and calibrated before use. DO meter and turbidimeter should be certified by a laboratory accredited under HOKLAS or any other international accreditation scheme, and subsequently re-calibrated at three monthly intervals throughout all stages of the water quality monitoring. Responses of sensors and electrodes should be checked with certified standard solutions before each use. Wet bulb calibration for a DO meter should be carried out before measurement at each monitoring location.

4.3.10 Sufficient stocks of spare parts should be maintained for replacements when necessary. Backup monitoring equipment should also be made available so that monitoring can proceed uninterrupted even when some equipment is under maintenance, calibration, etc.

4.3.11 **Table 4-3** summarises the equipment used in the baseline water quality monitoring. The calibration certificates are attached in **Appendix 2**.

Table 4-3 *In-situ* Water Quality Monitoring Equipment deployed for Baseline Water Quality Monitoring

Equipment	Model	Quantity	Serial No.	Parameter	Range	Accuracy
Water Sampler	Wildco 2L Water Sampler with messenger or plastic bucket (used in shallow water depth)	2	N/A	N/A	N/A	N/A
Multi-functional Water Quality Meter	YSI ProDSS (multi-parameters)	2	24G101659 and 24G101660	Dissolved Oxygen (DO)	0 to 500%	• 0 to 200%: ±1% of reading • 200 to 500%: ±8% of reading
					0 to 50 mg/L	• 0 to 20 mg/L: ±0.1 mg/L or 1% of reading, whichever is greater • 20 to 50 mg/L: ±8% of reading
				Temperature	-5 to 50 °C	±0.2 °C
				pH	0 to 14 pH units	±0.2 pH units
				Turbidity	0 to 4000 NTU	• 0 to 999 NTU: 0.3 NTU or ±2% of reading, whichever is greater • 1000 to 4000 NTU: ±5% of reading

Equipment	Model	Quantity	Serial No.	Parameter	Range	Accuracy
				Salinity	0 to 70 ppt	• ±1.0% of reading or ±0.1 ppt, whichever is greater
Water Depth Ruler	鼎峯 0708	2	NA*	Water depth	0 – 7 m (Used for water depth less than 1 m)	±0.01 m
Positioning Equipment	Garmin (GPSmap 78s)	1	1WL223754	Positioning	N/A	GPS: ±1m

4.4 Monitoring Procedure

4.4.1 Water samples were collected at an appropriate water depth using a sealable transparent PVC or glass cylinder. For locations with shallow water depth, a plastic bucket was used as an alternative. Usually, water was then transferred to the sample bottles until they were filled to the top with no remaining air space before the lid was securely screwed on.

4.4.2 Multi-functional water quality meters were checked, calibrated and certified by Quality Pro Test-Consult Limited (HOKLAS reg no. 259) before use, and would be subsequently re-calibrated at 3-monthly intervals throughout all stages of the water quality monitoring. Responses of sensors and electrodes should be checked with certified standard solutions before each use. Wet bulb calibration for a DO meter should be carried out before measurement at each monitoring location. For the on-site calibration of field equipment, the BS 127:1993, Guide to Field and On-Site Test Methods for the Analysis of Water should be observed.

4.4.3 Water samples for suspended solids measurement were collected in high density polythene bottles, packed in ice (chilled to 4 °C without being frozen), and delivered to the laboratory as soon as possible after collection.

4.4.4 Water sampling equipment deployed during the monitoring programme was decontaminated by manual washing and rinsed with clean distilled water after each sampling location.

4.4.5 All sampling bottles were labelled with the sample ID (including the indication of sampling station), laboratory number and sampling date. Water samples were dispatched to the testing laboratory for analysis as soon as possible after the sampling. All samples were stored in a cool box and kept at less than 4 °C without being frozen. All water samples were handled under chain of custody protocols and relinquished to the laboratory representatives at locations specified by the laboratory. The laboratory determination works started within 24 hours after collection of water samples.

4.5 Laboratory Measurement / Analysis

4.5.1 Analysis of SS was carried out by two HOKLAS accredited laboratory (Acumen Laboratory and Testing Limited and ALS Technichem (HK) Pty Limited). At least two replicate samples from each independent sampling event were collected for the SS measurement. Sufficient water samples (about 3,000 mL) were collected at the monitoring stations for carrying out the laboratory SS determination. The analytical method for suspended solids is presented in **Table 4-4**.

Table 4-4 Laboratory analysis

Parameters	Analytical Method	Detection Limit
Suspended Solids (SS)	APHA 2540D (1)	1 mg/L

Note: (1) APHA American Public Health Association Standard Methods for the Examination of Water and Wastewater.

4.6 QA/QC Requirements

Decontamination Procedures

4.6.1 Water sampling equipment used during the course of the monitoring process was decontaminated by manual washing and rinsed with distilled water after each sampling event. All of the disposable components/ accessories were discarded after sampling.

Sampling Management and Supervision

4.6.2 All sampling bottles were labelled with the sample ID numbers (including the sampling station), and sampling date. Water samples were dispatched to the testing laboratory for analysis as soon as possible. All the collected samples were stored in a cool box to keep the temperature less than 4 ℃ but without frozen. All water samples were handled under chain of custody protocols and relinquished to the laboratory representatives at locations specified by the laboratory.

Acumen Laboratory and Testing Limited

Quality Control Measures for Sample Testing

4.6.3 Quality control of laboratory analysis of water samples was performed by ACUMEN for every batch of 20 samples:

- A minimum of 1 laboratory method blank was analyzed;
- A minimum of 1 sample duplicate was analyzed;
- A minimum of 1 sample matrix spike was analyzed.

ALS Technichem (HK) Pty Limited

Quality Control Measures for Sample Testing

4.6.4 Quality control of laboratory analysis of water samples was performed by ALS for every batch of 20 samples:

- A minimum of 1 laboratory method blank was analyzed;
- A minimum of 1 sample duplicate was analyzed;
- A minimum of 1 sample matrix spike was analyzed.

4.7 Baseline Monitoring Result

4.7.1 Baseline water quality monitoring was conducted between 16 September and 12 October 2024. The detailed monitoring schedule is shown in **Appendix 1**. The baseline water quality monitoring results are summarized in **Table 4-5**. Details of the monitoring results and data presentations of the water quality at each monitoring station are shown in **Appendix 3-3** and **Appendix 4-3**. The quality control summary table is presented in **Appendix 6**.

Table 4-5 Baseline Monitoring Result

Locations		Parameters				
		Temperature (°C)	pH	DO (mg/L) (Middle)	Turbidity (NTU)	SS (mg/L)
U3a	Average	26.4	7.4	7.6	3.0	7.8
	Minimum	23.7	7.1	7.2	1.8	1.4
	Maximum	29.4	8.3	8.2	5.7	36.0
U4a	Average	27.5	7.7	8.1	6.4	6.7
	Minimum	24.9	7.4	7.8	2.1	2.1
	Maximum	29.4	8.3	8.8	9.6	17.0
U5a	Average	28.4	10.0	7.9	19.4	36.4
	Minimum	23.2	8.5	7.5	2.2	3.0
	Maximum	33.8	11.4	8.8	39.6	199.0

Locations		Parameters				
		Temperature (°C)	pH	DO (mg/L) (Middle)	Turbidity (NTU)	SS (mg/L)
U6a	Average	30.0	8.2	8.3	19.2	5.8
	Minimum	25.2	7.2	7.8	2.2	2.2
	Maximum	33.5	9.0	8.9	39.6	19.0
TS1	Average	29.1	9.7	7.8	7.5	24.0
	Minimum	23.1	8.1	7.2	1.8	1.5
	Maximum	33.8	11.2	8.3	19.2	99.2
TS2a	Average	30.4	8.3	8.4	17.6	12.0
	Minimum	24.1	7.2	2.5	5.7	1.7
	Maximum	34.2	9.1	11.7	27.6	51.0
TSR1a	Average	30.6	7.6	7.7	7.3	5.3
	Minimum	25.8	6.9	4.4	1.3	1.8
	Maximum	34.4	8.2	9.7	16.2	14.0
STa	Average	27.8	7.6	5.9	6.2	5.1
	Minimum	23.1	6.8	3.7	1.7	1.2
	Maximum	32.3	8.7	8.3	14.0	16.8
LUTa	Average	30.8	7.5	5.5	6.5	5.7
	Minimum	25.7	7.2	0.2	2.9	1.3
	Maximum	34.5	8.0	7.7	10.5	20.9
D2a	Average	30.8	7.7	2.1	7.9	15.9
	Minimum	24.7	7.3	0.5	3.8	1.8
	Maximum	35.9	8.1	4.5	11.7	138.0
LFS	Average	28.4	7.3	3.9	15.2	7.9
	Minimum	25.9	7.0	0.8	8.9	2.0
	Maximum	30.3	7.6	6.1	30.8	25.0
D1	Average	28.9	7.2	5.1	17.2	13.6
	Minimum	26.0	6.8	1.0	9.4	1.3
	Maximum	31.5	7.4	7.4	43.7	52.4
D3	Average	27.3	7.3	6.7	6.1	35.8
	Minimum	22.7	7.1	4.8	1.4	1.3
	Maximum	28.7	7.5	8.2	11.1	203.0
D4a	Average	27.5	7.2	7.1	19.0	19.6
	Minimum	25.2	6.6	5.9	9.6	1.6
	Maximum	29.9	7.7	7.9	29.7	116.0
D5a	Average	27.5	7.8	6.1	11.7	63.6
	Minimum	25.5	6.8	5.1	4.6	1.2
	Maximum	28.9	8.8	7.5	19.4	977.0
D6a	Average	27.3	7.2	7.5	11.9	7.4
	Minimum	25.4	6.1	6.3	8.2	1.8
	Maximum	28.9	7.8	8.1	14.9	24.6

4.7.2 During the baseline water quality monitoring, pH value with range below 6.6 or above 8.5 was observed in certain monitoring stations. A low pH value at 6.1 was observed at D6a on 16 September 2024. A high pH value at 8.8 and 8.7 was observed at D5a on 25 September 2024 and 8 October 2024. A significant high pH value with range from 9.1 to 11.4 was observed at U5a during between 16 September 2024 and 5 October 2024. A significant high pH value with range from 8.6 to 11.2 was observed at TS1 during the entire monitoring period. A significant high pH value with range from 8.6 to 9.1 was observed at TS2a on between 16 September 2024 and 27 September 2024. The high pH values spotted during the entire monitoring period at U5a are potentially

attributed to natural material containing limestone accumulated along the upstream portions of the monitoring station, resulting in the formation of riverbed at the monitoring from geological perspective and thus lifting a higher pH value detected in the alkalinity-laden fluid passing through the monitoring station during baseline monitoring exercise. The particularly low or high pH values at the mentioned monitoring stations appear unusual but are potentially attributed to the domestic discharge from unsewered village and contaminated water from nearby brownfield site.

4.7.3 During the baseline water quality monitoring, DO with range at or below 1.0 mg/L was observed in certain monitoring stations. DO at 0.2 mg/L, 0.8 mg/L and 1.0 mg/L was observed at LUTa, LFS and D1 respectively on 16 September 2024. Low DO values were potentially attributable to fallen and dead leaves on the water surface and along the riverside in the vicinity of the monitoring stations where decomposition consuming dissolved oxygen might take place by such organic matters, floating groups of algal and aquatic plants might also contribute the decrease in DO value at the monitoring station simultaneously.

4.7.4 The baseline water quality monitoring results also indicated that fluctuations of DO, turbidity and SS levels varied over time. It is noticed that extraordinarily low levels of DO and extraordinarily high levels of DO, turbidity and SS that might not truly reflect the background condition were occasionally recorded during the baseline monitoring. Without knowing the reasons of these extreme levels, the DO, turbidity and SS data that are considered as outliers are excluded in the formulation of the Action and Limit Levels. Outliners were determined using a 95% of confidence level.

4.8 Action and Limit Level for Water Quality Monitoring

4.8.1 The criteria of action and limit levels for water quality monitoring are defined in **Table 4-6**.

Table 4-6 Action and Limit Levels for Water Quality

Parameters	Action Level	Limit Level
DO in mg/L	< 5%-ile of baseline data	< 4 mg/L and < 1%-ile of baseline data
SS in mg/L	> 95%-ile of baseline data	> 99%-ile of baseline data
Turbidity in NTU	> 95%-ile of baseline data	> 99%-ile of baseline data
pH	Beyond the range 6.6 to 8.4	Beyond the range of 6.5 to 8.5

Notes: 1. For DO, non-compliance of the water quality limit occurs when monitoring result is lower than the limit.
2. For SS and turbidity, non-compliance of the water quality limit occurs when monitoring result is higher than the limit.

4.8.2 Based on the criteria listed in **Table 4-6**, the action and limit levels for water quality are determined in **Table 4-7**.

Table 4-7 Action and Limit Levels of Water Quality

Fresh Water System	Monitoring Station ID	Parameters	Action	Limit
TSW Main Channel and its tributaries	D2a	DO in mg/L	5.4	4 (1)
		SS in mg/L	14.0	15.6
		Turbidity in NTU	11.6	11.7
		pH	Less than 6.6 or greater than 8.4	Less than 6.5 or greater than 8.5
Hang Hau Tsuen Channel	D1	DO in mg/L	4.2	4 (2)
		SS in mg/L	32.8	36.8
		Turbidity in NTU	23.4	24.5
		pH	Less than 6.6 or greater than 8.4	Less than 6.5 or greater than 8.5
Tuen Mun River	D3	DO in mg/L	4.9	4 (3)

Fresh Water System	Monitoring Station ID	Parameters	Action	Limit
		SS in mg/L	59.4	67.4
		Turbidity in NTU	10.8	11.1
		pH	Less than 6.6 or greater than 8.4	Less than 6.5 or greater than 8.5
Small Watercourses along Deep Bay	D4a	DO in mg/L	6.6	4 (4)
		SS in mg/L	34.9	35.9
		Turbidity in NTU	26.6	29.0
		pH	Less than 6.6 or greater than 8.4	Less than 6.5 or greater than 8.5
Upstream / Tributaries of Shan Pui River (4)	D5a	DO in mg/L	5.2	4 (5)
		SS in mg/L	27.5	264.3
		Turbidity in NTU	19.3	19.4
		pH	Less than 6.6 or greater than 8.4	Less than 6.5 or greater than 8.5
	D6a	DO in mg/L	6.9	4 (6)
		SS in mg/L	16.3	18.3
		Turbidity in NTU	14.8	14.9
		pH	Less than 6.6 or greater than 8.4	Less than 6.5 or greater than 8.5

Remarks:

1. The 1%-ile of baseline DO data at D2a is 5.4 mg/L, which is higher than 4 mg/L. Thus, DO concentration of 4 mg/L, which is in line with the Water Quality Objectives, is adopted as the limit level.
2. The 1%-ile of baseline DO data at D1 is 4.1 mg/L, which is higher than 4 mg/L. Thus, DO concentration of 4 mg/L, which is in line with the Water Quality Objectives, is adopted as the limit level.
3. The 1%-ile of baseline DO data at D3 is 4.8 mg/L, which is higher than 4 mg/L. Thus, DO concentration of 4 mg/L, which is in line with the Water Quality Objectives, is adopted as the limit level.
4. The 1%-ile of baseline DO data at D4a is 6.6 mg/L, which is higher than 4 mg/L. Thus, DO concentration of 4 mg/L, which is in line with the Water Quality Objectives, is adopted as the limit level.
5. The 1%-ile of baseline DO data at D5a is 5.1 mg/L, which is higher than 4 mg/L. Thus, DO concentration of 4 mg/L, which is in line with the Water Quality Objectives, is adopted as the limit level.
6. The 1%-ile of baseline DO data at D6a is 6.9 mg/L, which is higher than 4 mg/L. Thus, DO concentration of 4 mg/L, which is in line with the Water Quality Objectives, is adopted as the limit level.

4.9 Event and Action Plan

4.9.1 The action and limit levels for water monitoring were defined in **Table 4-7**. Should non-compliance of the criterion occurs, action in accordance with the action plan in **Table 4-8** shall be carried out.

Table 4-8 Event and Action Plan for Water Quality

Event	Action			
	ET (1)	IEC (1)	ER (1)	Contractor
Action Level being exceeded by one sampling day	1. Repeat in-situ measurement to confirm findings; 2. Identify source(s) of impact; 3. Inform the IEC and the Contractor; 4. Check monitoring data, all plant, equipment and the Contractor's working methods; 5. Discuss mitigation measures with the IEC and the Contractor; 6. Repeat measurement on next day of exceedance.	1. Discuss with the ET and the Contractor on the mitigation measures; 2. Review proposals on mitigation measures submitted by the Contractor and advise the ER accordingly; 3. Assess the effectiveness of the implemented mitigation measures.	1. Discuss with the IEC on the proposed mitigation measures; 2. Make agreement on the mitigation measures to be implemented.	1. Inform the ER and confirm notification of the non-compliance in writing; 2. Rectify unacceptable practice; 3. Check all plant and equipment; 4. Consider changes of working methods; 5. Discuss with the ET and the IEC and propose mitigation measures to the IEC and the ER; 6. Implement the agreed mitigation measures.
Action Level being exceeded by more than one consecutive sampling days	1. Repeat in-situ measurement to confirm findings; 2. Identify source(s) of impact; 3. Inform the IEC and the Contractor; 4. Check monitoring data, all plant, equipment and Contractor's working methods; 5. Discuss mitigation measures with the IEC and the Contractor; 6. Ensure mitigation measures are implemented; 7. Prepare to increase the monitoring frequency to daily; 8. Repeat measurement on next day of exceedance.	1. Discuss with the ET and the Contractor on the mitigation measures; 2. Review proposals on mitigation measures submitted by the Contractor and advise the ER accordingly; 3. Assess the effectiveness of the implemented mitigation measures.	1. Discuss with the IEC on the proposed mitigation measures; 2. Make agreement on the mitigation measures to be implemented; 3. Assess the effectiveness of the implemented mitigation measures.	1. Inform the ER and confirm notification of the non-compliance in writing; 2. Rectify unacceptable practice; 3. Check all plant and equipment; 4. Consider changes of working methods; 5. Discuss with the ET and the IEC and propose mitigation measures to the IEC and the ER within 3 working days; 6. Implement the agreed mitigation measures.

Event	Action			
	ET (1)	IEC (1)	ER (1)	Contractor
Limit Level being exceeded by one sampling days	1. Repeat in-situ measurement to confirm findings; 2. Identify source(s) of impact; 3. Inform the IEC, the Contractor and the DEP; 4. Check monitoring data, all plant, equipment and the Contractor's working methods; 5. Discuss mitigation measures with the IEC, the ER and the Contractor; 6. Ensure mitigation measures are implemented; 7. Increase the monitoring frequency to daily until no exceedance of Limit Level.	1. Discuss with the ET and the Contractor on the mitigation measures; 2. Review proposals on mitigation measures submitted by the Contractor and advise the ER accordingly; 3. Access the effectiveness of the implemented mitigation measures.	1. Discuss with the IEC, the ET and the Contractor on the proposed mitigation measures; 2. Request the Contractor to critically review the working methods; 3. Make agreement on the mitigation measures to be implemented; 4. Assess the effectiveness of the implemented mitigation measures.	1. Inform the Engineer and confirm notification of the non-compliance in writing; 2. Rectify unacceptable practice; 3. Check all plant and equipment; 4. Consider changes of working methods; 5. Discuss with the ET, the IEC and the ER and propose mitigation measures to the IEC and the ER within 3 working days; 6. Implement the agreed mitigation measures.
Limit Level being exceeded by more than one consecutive sampling days	1. Repeat in-situ measurement to confirm findings; 2. Identify source(s) of impact. 3. Inform the IEC, the Contractor and the DEP; 4. Check monitoring data, all plant, equipment and Contractor's working methods; 5. Discuss mitigation measures with the IEC, the ER and the Contractor; 6. Ensure mitigation measures are implemented; 7. Increase the monitoring frequency to daily until no exceedance of Limit Level for two consecutive days.	1. Discuss with the ET and Contractor on the mitigation measures; 2. Review proposals on mitigation measures submitted by the Contractor and advise the ER accordingly; 3. Access the effectiveness of the implemented mitigation measures.	1. Discuss with the IEC, the ET and the Contractor on the proposed mitigation measures; 2. Request Contractor to critically review the working methods; 3. Make agreement on the mitigation measures to be implemented; 4. Assess the effectiveness of the implemented mitigation measures; 5. Consider and instruct, if necessary, the Contractor to slow down or to stop all or part of the works until no exceedance of Limit Level.	1. Inform the ER and confirm notification of the non-compliance in writing; 2. Rectify unacceptable practice; 3. Check all plant and equipment; 4. Consider changes of working methods; 5. Discuss with the ET, the IEC and the ER and propose mitigation measures to the IEC and the ER within 3 working days; 6. Implement the agreed mitigation measures; 7. As directed by the ER, slow down or stop all or part of the construction activities.

Note (1) ET – Environmental Team, IEC – Independent Environmental Checker, ER – Engineer's Representative, DEP – Director of Environmental Protection.

5 Conclusion

5.1 Revision for Inclusion in the EM&A Manual

5.1.1 In accordance with the Updated EM&A Manual (Apr 2022), baseline monitoring for air quality, noise and water quality has been conducted prior to commencement of the construction works under the Project. This report summarizes the baseline monitoring locations, requirements, and equipment adopted for conducting baseline air quality, noise and water quality monitoring.

5.1.2 Baseline air quality monitoring under this Project was carried out at 19 designated and alternative monitoring locations between 23 August 2024 and 24 October 2024. Action and limit levels for impact noise monitoring were established.

5.1.3 Baseline noise monitoring under this Project was carried out at 28 monitoring locations between 23 August 2024 and 17 October 2024. Action and limit levels for impact noise monitoring were established.

5.1.4 Baseline water quality monitoring under this Project was conducted at 16 monitoring locations between 16 September 2024 and 12 October 2024. The action and limit levels for water quality monitoring during construction phase were established.

Figures

Figure 1.1 Layout Plan of the Project

DO NOT SCALE DRAWING. CHECK ALL DIMENSIONS ON SITE.
ALL RIGHTS RESERVED.
© OVE ARUP & PARTNERS HONG KONG LIMITED.

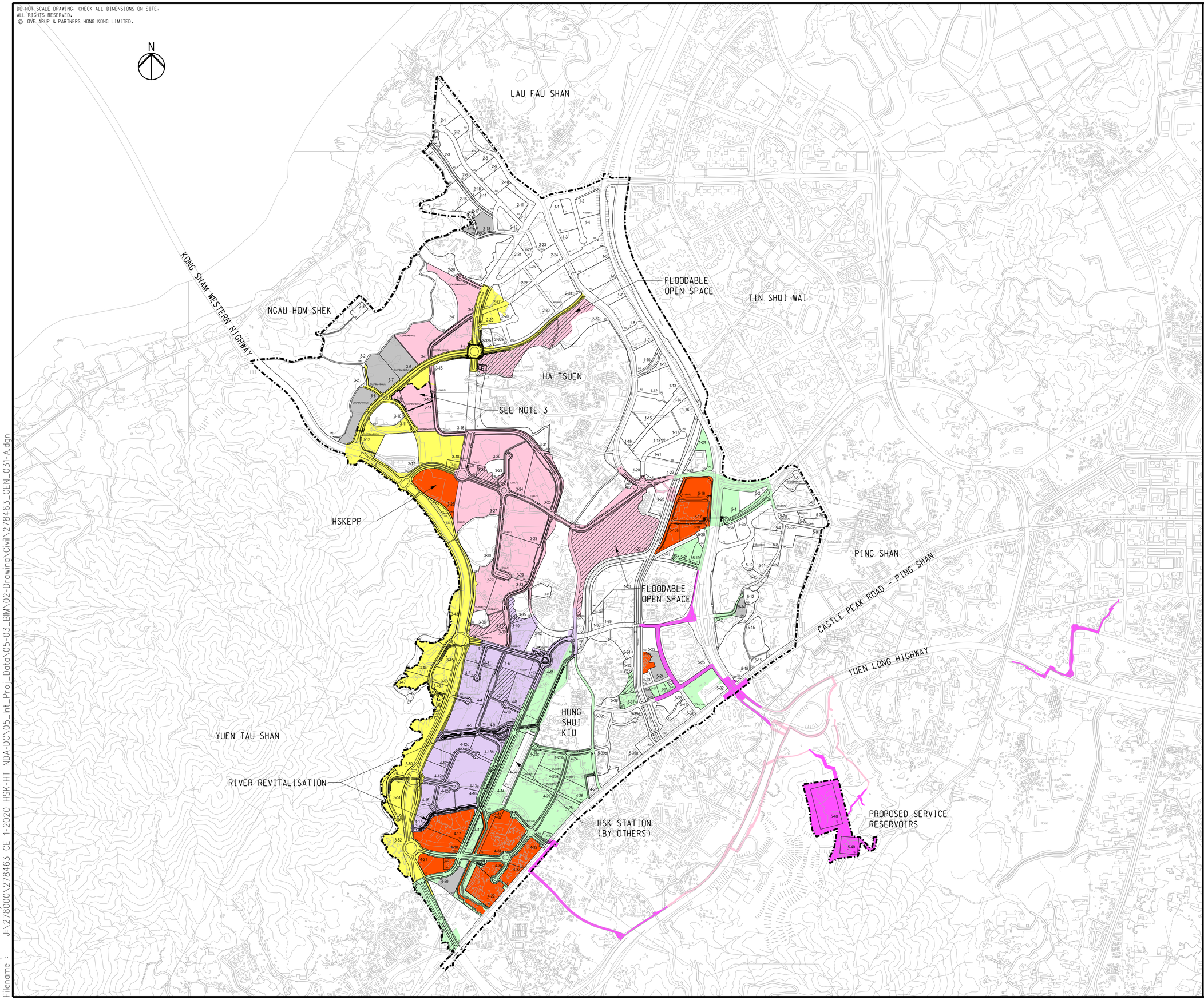

LEGEND

- CONTRACT PACKAGE 1
- CONTRACT PACKAGE 2
- CONTRACT PACKAGE 3
- CONTRACT PACKAGE 4
- CONTRACT PACKAGE 5
- CONTRACT PACKAGE 6
- STAGE 1 WORKS / ADVANCE WORKS PHASE 1 & 2 (BY OTHERS)
- OPEN SPACE WORKS / FLOODABLE OPEN SPACE WORKS UNDER CONTRACT PACKAGE 7

NOTES

1. EXTENT ARE INDICATIVE ONLY AND EXACT BOUNDARIES FOR EACH CONTRACT ARE SUBJECT TO REFINEMENT.
2. SITE FORMATION WORKS FOR SITE 4-19, SITE 4-35, ROAD L12 (PART), ROAD L13, ROAD L14, ROAD L15, ROAD D6 AND ROAD D8 TO BE IMPLEMENTED UNDER CONTRACT 1.
3. INTERIM DRAINAGE DETENTION POND IN SITE 3-13 TO BE IMPLEMENTED UNDER CONTRACT 5 AND THE ENTIRE SITE 3-13 WILL BE FORMED BY CONTRACT 6.

Rev	Description	By	Date
G	SEVENTH ISSUE	PY	09/24
F	SIXTH ISSUE	SL	08/24
E	FIFTH ISSUE	PY	07/24
D	FOURTH ISSUE	PY	06/24
C	THIRD ISSUE	PY	02/24
B	SECOND ISSUE	PY	01/24
A	FIRST ISSUE	PY	11/22

Consultant

ARUP

Project Title

Agreement No. CE 1/2020 (CE)
Hung Shui Kiu / Ha Tsuen
New Development Area Package A
Works for Second Phase Development
– Design and Construction

Drawing title

HSK / HT NDA
SECOND PHASE DEVELOPMENT
OVERALL INFRASTRUCTURE
LAYOUT PLAN

Drawing no.			Rev.
278463/GEN/031			G
Drawn: RY	Date: 11/22	Checked: KKC	Approved: DOP
Scale: 1:10000 @ A1		Status: PRELIMINARY	

COPYRIGHT RESERVED

土木工程拓展署
Civil Engineering and Development Department

Printed by : reman.yick Date : 9/10/2024
Filename : J:\278000\278463 CE 1-2020 HSK-HT NDA-DC\05_Int_Proj_Data\05-03_BIM\02-Drawing\Civil\278463_GEN_031-A.dgn

Figure 2.1 Air Quality Monitoring Locations of the Project (Overall)

DO NOT SCALE DRAWING. CHECK ALL DIMENSIONS ON SITE.
ALL RIGHTS RESERVED.
© OVE ARUP & PARTNERS HONG KONG LIMITED.

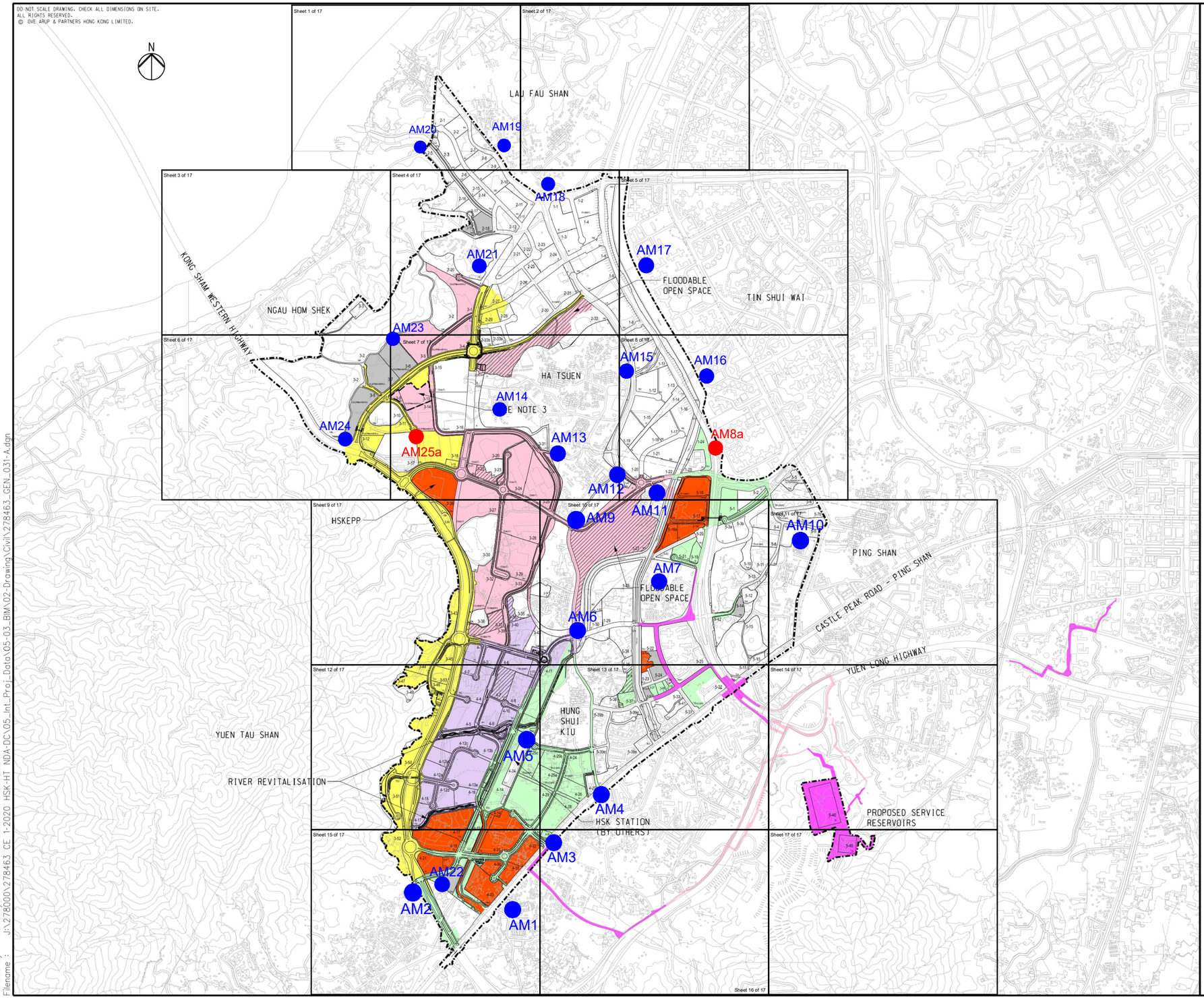

Legends:

- Contract 1
- Contract 2
- Contract 3
- Contract 4
- Contract 5
- Contract 6
- Stage 1 Works / Advance Works Phase 1&2 (By others)

Note:
The Layout of Contract 7 is subject to review and is not shown in this drawing

- Designated Monitoring Location
- Alternative Monitoring Location

No.	Revision/Issue	Date

Project Name:
WD/03/2023 Hung Shui Kiu/Ha Tsuen New Development Area Second Phase Development - Environmental Team

aurecon
www.aurecongroup.com

Drawing Title:
Layout Plan of Air Quality Monitoring Locations (Overall)

Date:
30 July 2024

Scale:
Not to Scale

Printed by : reman.yick Date : 9/10/2024
Filename : J:\278000\278463_CE 1-2020 HSK-HT NDA-DC\05_Int_Proj_Data\05-03_BIM\02-Drawing\Civil\278463_GEN_031-A.dgn

Figure 3.1 Noise Monitoring Locations of the Project (Overall)

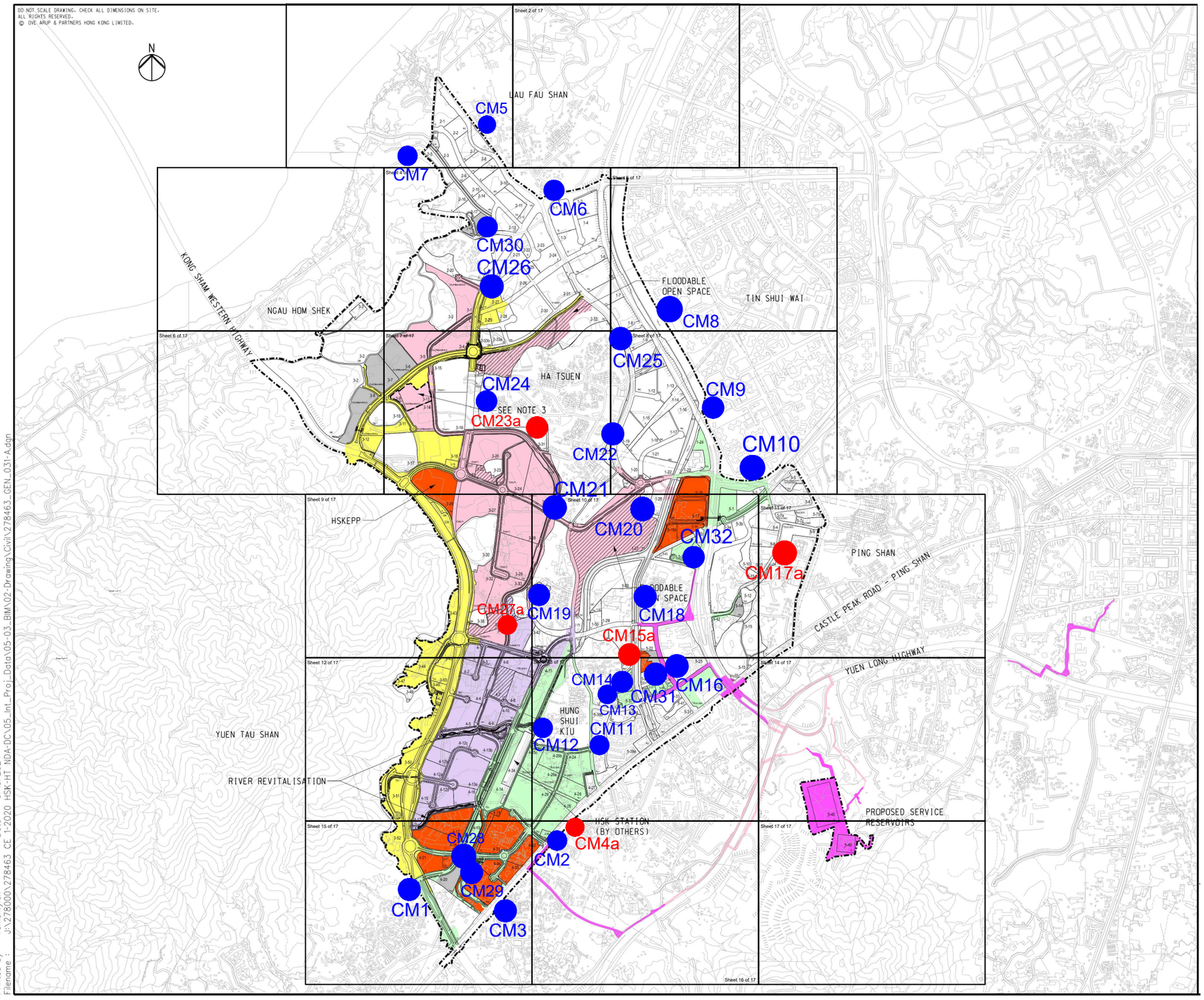

Printed by : reman.yick Date : 9/10/2024
Filename : J:\278000\278463 CE 1-2020 HSK-HT NDA-DC\05_Int_Proj_Data\05-03_BIM\02-Drawing\Civil\278463_GEN_031-A.dgn

Legends:

- Contract 1
- Contract 2
- Contract 3
- Contract 4
- Contract 5
- Contract 6
- Stage 1 Works / Advance Works Phase 1&2 (By others)

Note:
The Layout of Contract 7 is subject to review and is not shown in this drawing

- Designated Monitoring Location
- Proposed Alternative Monitoring Location

No.	Revision/Issue	Date

Project Name:
WD/03/2023 Hung Shui Kiu/Ha Tsuen New Development Area Second Phase Development - Environmental Team

aurecon
www.aurecongroup.com

Drawing Title:
Layout Plan of Noise Monitoring Locations

Date:
30 July 2024

Scale:
Not to Scale

Figure 4.1 Water Quality Monitoring Locations of the Project (Overall)

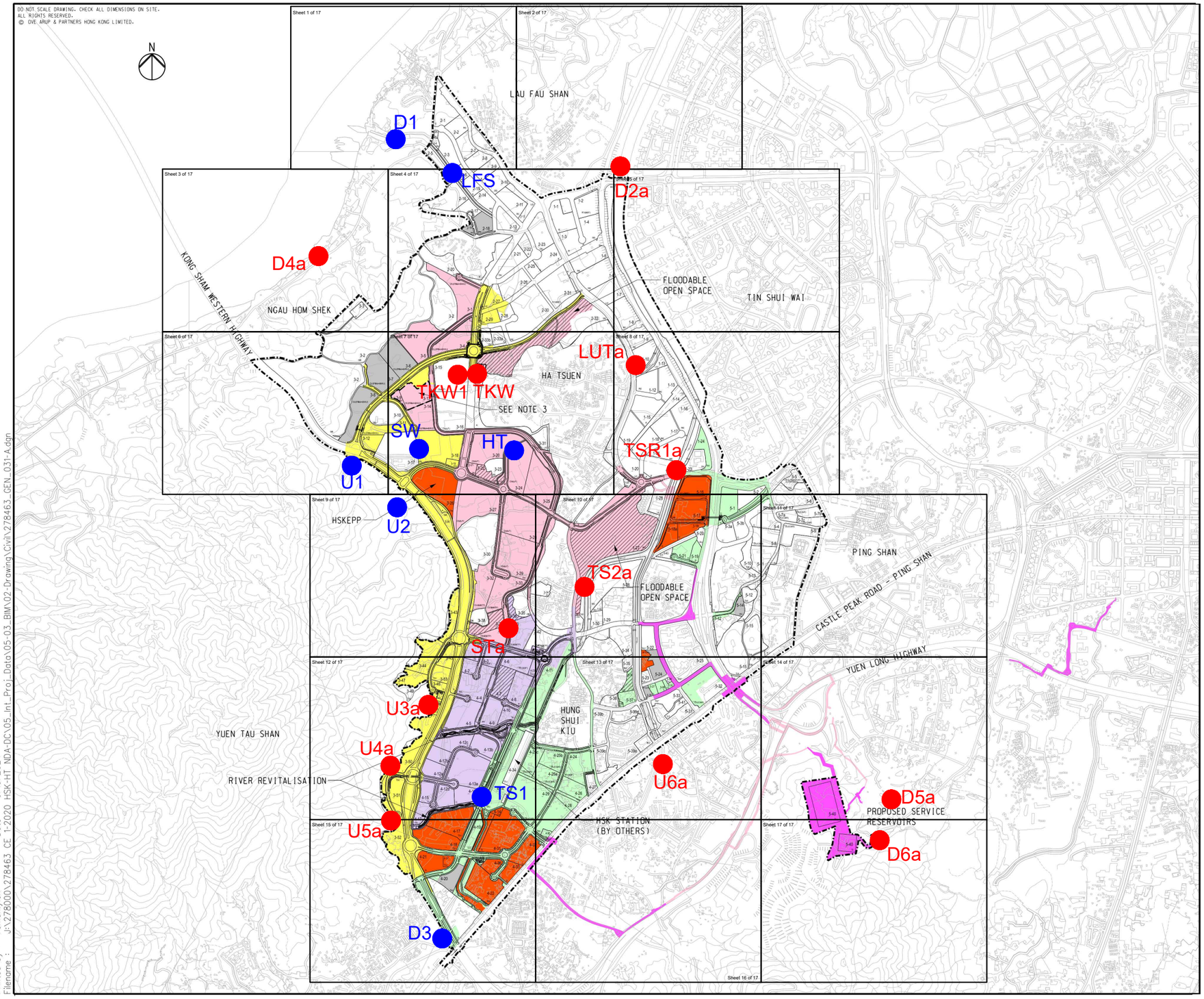

Legends:

- Contract 1
- Contract 2
- Contract 3
- Contract 4
- Contract 5
- Contract 6
- Stage 1 Works / Advance Works Phase 1&2 (By others)

Note:
The Layout of Contract 7 is subject to review and is not shown in this drawing

- Designated Monitoring Locations
- Proposed Alternative Monitoring Locations

No.	Revision/Issue	Date

Project Name:
WD/03/2023 Hung Shui Kiu/Ha Tsuen New Development Area Second Phase Development - Environmental Team

aurecon
www.aurecongroup.com

Drawing Title:
Layout Plan of Water Quality Monitoring Locations (Overall)

Date:
30 July 2024

Scale:
Not to Scale

Printed by : reman.yick Date : 9/10/2024
Filename : J:\278000\278463_CE 1-2020 HSK-HT NDA-DC\05_Int_Proj_Data\05-03_BIM\02-Drawing\Civil\278463_GEN_031-A.dgn

Appendices

Appendix 1 Monitoring Schedule

Service Contract No. WD/03/2023 Hung Shui Kiu/Ha Tsuen New Development Area Second Phase Development - Environmental Team: Baseline Air Quality Monitoring Schedule (Version 5.2)

August 2024

Sun	Mon	Tue	Wed	Thu	Fri	Sat
				1	2	3
4	5	6	7	8	9	10
11	12	13	14	15	16	17
18	19	20	21	22	23 Baseline Air Quality Monitoring at AM1, AM2, AM7 and AM9	24 Baseline Air Quality Monitoring at AM1, AM2, AM7 and AM9
25 Baseline Air Quality Monitoring at AM1, AM2, AM7 and AM9	26 Baseline Air Quality Monitoring at AM1, AM2, AM7 and AM9	27 Baseline Air Quality Monitoring at AM1, AM2, AM7 and AM9	28 Baseline Air Quality Monitoring at AM1, AM2, AM7 and AM9	29 Baseline Air Quality Monitoring at AM1, AM2, AM7 and AM9	30 Baseline Air Quality Monitoring at AM1, AM2, AM7 and AM9	31 Baseline Air Quality Monitoring at AM1, AM2, AM7 and AM9

Service Contract No. WD/03/2023 Hung Shui Kiu/Ha Tsuen New Development Area Second Phase Development - Environmental Team: Baseline Air Quality Monitoring Schedule (Version 5.2)

September 2024

Sun	Mon	Tue	Wed	Thu	Fri	Sat
1 Baseline Air Quality Monitoring at AM1, AM2, AM7 and AM9	**2** Baseline Air Quality Monitoring at AM1, AM2, AM7 and AM9	**3** Baseline Air Quality Monitoring at AM1, AM2, AM7 and AM9	**4** Baseline Air Quality Monitoring at AM1, AM2, AM7 and AM9	**5** Baseline Air Quality Monitoring at AM1, AM2, AM7 and AM9	**6**	**7**
8	**9**	**10**	**11**	**12**	**13** Baseline Air Quality Monitoring at AM3, AM4, AM5, AM6, AM8a, AM10, AM11 and AM12	**14** Baseline Air Quality Monitoring at AM3, AM4, AM5, AM6, AM8a, AM10, AM11, AM12 and AM22
15 Baseline Air Quality Monitoring at AM3, AM4, AM5, AM6, AM8a, AM10, AM11, AM12 and AM22	**16** Baseline Air Quality Monitoring at AM3, AM4, AM5, AM6, AM8a, AM10, AM11, AM12 and AM22	**17** Baseline Air Quality Monitoring at AM3, AM4, AM5, AM6, AM8a, AM10, AM11, AM12 and AM22	**18** Baseline Air Quality Monitoring at AM3, AM4, AM5, AM6, AM8a, AM10, AM11, AM12 and AM22	**19** Baseline Air Quality Monitoring at AM3, AM4, AM5, AM6, AM8a, AM10, AM11, AM12 and AM22	**20** Baseline Air Quality Monitoring at AM3, AM4, AM5, AM6, AM8a, AM10, AM11, AM12 and AM22	**21** Baseline Air Quality Monitoring at AM3, AM4, AM5, AM6, AM8a, AM10, AM11, AM12 and AM22
22 Baseline Air Quality Monitoring at AM3, AM4, AM5, AM6, AM8a, AM10, AM11, AM12 and AM22	**23** Baseline Air Quality Monitoring at AM3, AM4, AM5, AM6, AM8a, AM10, AM11, AM12 and AM22	**24** Baseline Air Quality Monitoring at AM3, AM4, AM5, AM6, AM8a, AM10, AM11, AM12 and AM22	**25** Baseline Air Quality Monitoring at AM3, AM4, AM5, AM6, AM8a, AM10, AM11, AM12 and AM22	**26** Baseline Air Quality Monitoring at AM3, AM4, AM5, AM6, AM8a, AM10, AM11, AM12 and AM22	**27** Baseline Air Quality Monitoring at AM13, AM14, AM15, AM17, AM21 and AM22	**28** Baseline Air Quality Monitoring at AM13, AM14, AM15, AM17 and AM21
29 Baseline Air Quality Monitoring at AM13, AM14, AM15, AM17 and AM21	**30** Baseline Air Quality Monitoring at AM13, AM14, AM15, AM17 and AM21					

Service Contract No. WD/03/2023 Hung Shui Kiu/Ha Tsuen New Development Area Second Phase Development - Environmental Team: Baseline Air Quality Monitoring Schedule (Version 5.2)

October 2024

Sun	Mon	Tue	Wed	Thu	Fri	Sat
		1 Baseline Air Quality Monitoring at AM13, AM14, AM15, AM17 and AM21	2 Baseline Air Quality Monitoring at AM13, AM14, AM15, AM17 and AM21	3 Baseline Air Quality Monitoring at AM13, AM14, AM15, AM17 and AM21	4 Baseline Air Quality Monitoring at AM13, AM14, AM15, AM17 and AM21	5 Baseline Air Quality Monitoring at AM13, AM14, AM15, AM17 and AM21
6 Baseline Air Quality Monitoring at AM13, AM14, AM15, AM17 and AM21	7 Baseline Air Quality Monitoring at AM13, AM14, AM15, AM17 and AM21	8 Baseline Air Quality Monitoring at AM13, AM14, AM15, AM17 and AM21	9 Baseline Air Quality Monitoring at AM13, AM14, AM15, AM17 and AM21	10 Baseline Air Quality Monitoring at AM13, AM14, AM15, AM17 and AM21	11 Baseline Air Quality Monitoring at AM16	12 Baseline Air Quality Monitoring at AM16
13 Baseline Air Quality Monitoring at AM16	14 Baseline Air Quality Monitoring at AM16	15 Baseline Air Quality Monitoring at AM16	16 Baseline Air Quality Monitoring at AM16	17 Baseline Air Quality Monitoring at AM16	18 Baseline Air Quality Monitoring at AM16	19 Baseline Air Quality Monitoring at AM16
20 Baseline Air Quality Monitoring at AM16	21 Baseline Air Quality Monitoring at AM16	22 Baseline Air Quality Monitoring at AM16	23 Baseline Air Quality Monitoring at AM16	24 Baseline Air Quality Monitoring at AM16	25	26
27	28	29	30	31		

Service Contract No. WD/03/2023 Hung Shui Kiu/Ha Tsuen New Development Area Second Phase Development - Environmental Team: Baseline Noise Monitoring Schedule (Version 5.2)

August 2024

Sun	Mon	Tue	Wed	Thu	Fri	Sat
				1	2	3
4	5	6	7	8	9	10
11	12	13	14	15	16	17
18	19	20	21	22	23 Baseline Noise Monitoring at CM1, CM2, CM3, CM11, CM13 and CM21	24 Baseline Noise Monitoring at CM1, CM2, CM3, CM11, CM13 and CM21
25 Baseline Noise Monitoring at CM1, CM2, CM3, CM11, CM13 and CM21	26 Baseline Noise Monitoring at CM1, CM2, CM3, CM11, CM13 and CM21	27 Baseline Noise Monitoring at CM1, CM2, CM3, CM11, CM13 and CM21	28 Baseline Noise Monitoring at CM1, CM2, CM3, CM11, CM13 and CM21	29 Baseline Noise Monitoring at CM1, CM2, CM3, CM11, CM13 and CM21	30 Baseline Noise Monitoring at CM1, CM2, CM3, CM11, CM13 and CM21	31 Baseline Noise Monitoring at CM1, CM2, CM3, CM11, CM13 and CM21

Service Contract No. WD/03/2023 Hung Shui Kiu/Ha Tsuen New Development Area Second Phase Development - Environmental Team: Baseline Noise Monitoring Schedule (Version 5.3)

September 2024

Sun	Mon	Tue	Wed	Thu	Fri	Sat
1 Baseline Noise Monitoring at CM1, CM2, CM3, CM11, CM13 and CM21	**2** Baseline Noise Monitoring at CM1, CM2, CM3, CM11, CM13 and CM21	**3** Baseline Noise Monitoring at CM1, CM2, CM3, CM11, CM13 and CM21	**4** Baseline Noise Monitoring at CM1, CM2, CM3, CM11, CM13 and CM21	**5**	**6**	**7**
8	**9** Baseline Noise Monitoring at CM1, CM2, CM3, CM11, CM13 and CM21	**10** Baseline Noise Monitoring at CM1, CM2, CM3, CM11, CM13 and CM21	**11** Baseline Noise Monitoring at CM1, CM2, CM3, CM11, CM13 and CM21	**12**	**13** Baseline Noise Monitoring at CM15a, CM16, CM17a, CM18, CM20, CM22 and CM25	**14** Baseline Noise Monitoring at CM15a, CM16, CM17a, CM18, CM20, CM22, CM25, CM28, CM29, CM31 and CM32
15 Baseline Noise Monitoring at CM15a, CM16, CM17a, CM18, CM20, CM22, CM25, CM28, CM29, CM31 and CM32	**16** Baseline Noise Monitoring at CM15a, CM16, CM17a, CM18, CM20, CM22, CM25, CM28, CM29, CM31 and CM32	**17** Baseline Noise Monitoring at CM15a, CM16, CM17a, CM18, CM20, CM22, CM25, CM28, CM29, CM31 and CM32	**18** Baseline Noise Monitoring at CM15a, CM16, CM17a, CM18, CM20, CM22, CM25, CM28, CM29, CM31 and CM32	**19** Baseline Noise Monitoring at CM15a, CM16, CM17a, CM18, CM20, CM22, CM25, CM28, CM29, CM31 and CM32	**20** Baseline Noise Monitoring at CM15a, CM16, CM17a, CM18, CM20, CM22, CM25, CM28, CM29, CM31 and CM32	**21** Baseline Noise Monitoring at CM15a, CM16, CM17a, CM18, CM20, CM22, CM25, CM28, CM29, CM31 and CM32
22 Baseline Noise Monitoring at CM15a, CM16, CM17a, CM18, CM20, CM22, CM25, CM28, CM29, CM31 and CM32	**23** Baseline Noise Monitoring at CM15a, CM16, CM17a, CM18, CM20, CM22, CM25, CM28, CM29, CM31 and CM32	**24** Baseline Noise Monitoring at CM15a, CM16, CM17a, CM18, CM20, CM22, CM25, CM28, CM29, CM31 and CM32	**25** Baseline Noise Monitoring at CM15a, CM16, CM17a, CM18, CM20, CM22, CM25, CM28, CM29, CM31 and CM32	**26** Baseline Noise Monitoring at CM15a, CM16, CM17a, CM18, CM20, CM22, CM25, CM28, CM29, CM31 and CM32	**27** Baseline Noise Monitoring at CM15a, CM16, CM17a, CM18, CM20, CM22, CM25, CM28, CM29, CM31 and CM32	**28** Baseline Noise Monitoring at CM28, CM29, CM31 and CM32
29	**30**					

Remarks:
1. Baseline noise monitoring was suspended between the afternoon of 4 September 2024 and the morning of 9 September 2024 due to adverse weather.

Service Contract No. WD/03/2023 Hung Shui Kiu/Ha Tsuen New Development Area Second Phase Development - Environmental Team: Baseline Noise Monitoring Schedule (Version 5.2)

October 2024

Sun	Mon	Tue	Wed	Thu	Fri	Sat
		1	2 Baseline Noise Monitoring at CM4a, CM9, CM10, CM12, CM14, CM19, CM23a, CM26, CM27a and CM30	3 Baseline Noise Monitoring at CM4a, CM9, CM10, CM12, CM14, CM19, CM23a, CM24, CM26, CM27a and CM30	4 Baseline Noise Monitoring at CM4a, CM9, CM10, CM12, CM14, CM19, CM23a, CM24, CM26, CM27a and CM30	5 Baseline Noise Monitoring at CM4a, CM9, CM10, CM12, CM14, CM19, CM23a, CM24, CM26, CM27a and CM30
6 Baseline Noise Monitoring at CM4a, CM9, CM10, CM12, CM14, CM19, CM23a, CM24, CM26, CM27a and CM30	7 Baseline Noise Monitoring at CM4a, CM9, CM10, CM12, CM14, CM19, CM23a, CM24, CM26, CM27a and CM30	8 Baseline Noise Monitoring at CM4a, CM9, CM10, CM12, CM14, CM19, CM23a, CM24, CM26, CM27a and CM30	9 Baseline Noise Monitoring at CM4a, CM9, CM10, CM12, CM14, CM19, CM23a, CM24, CM26, CM27a and CM30	10 Baseline Noise Monitoring at CM4a, CM9, CM10, CM12, CM14, CM19, CM23a, CM24, CM26, CM27a and CM30	11 Baseline Noise Monitoring at CM4a, CM9, CM10, CM12, CM14, CM19, CM23a, CM24, CM26, CM27a and CM30	12 Baseline Noise Monitoring at CM4a, CM9, CM10, CM12, CM14, CM19, CM23a, CM24, CM26, CM27a and CM30
13 Baseline Noise Monitoring at CM4a, CM9, CM10, CM12, CM14, CM19, CM23a, CM24, CM26, CM27a and CM30	14 Baseline Noise Monitoring at CM4a, CM9, CM10, CM12, CM14, CM19, CM23a, CM24, CM26, CM27a and CM30	15 Baseline Noise Monitoring at CM4a, CM9, CM10, CM12, CM14, CM19, CM23a, CM24, CM26, CM27a and CM30	16 Baseline Noise Monitoring at CM4a, CM9, CM10, CM12, CM14, CM19, CM23a, CM24, CM26, CM27a and CM30	17 Baseline Noise Monitoring at CM24	18	19
20	21	22	23	24	25	26
27	28	29	30	31		

Service Contract No. WD/03/2023 Hung Shui Kiu/Ha Tsuen New Development Area Second Phase Development - Environmental Team: Baseline Water Quality Monitoring Schedule (Version 3.3)

September 2024

Sun	Mon	Tue	Wed	Thu	Fri	Sat
1	2	3	4	5	6	7
8	9	10	11	12	13	14
15	16 Baseline Water Quality Monitoring at U3a, U4a, U5a, U6a, TS1, TS2a, TSR1a, STa, LUTa, D2a, LFS, D1, D3, D4a, D5a, and D6a	17	18 Baseline Water Quality Monitoring at U3a, U4a, U5a, U6a, TS1, TS2a, TSR1a, STa, LUTa, D2a, LFS, D1, D3, D4a, D5a, and D6a	19	20 Baseline Water Quality Monitoring at U3a, U4a, U5a, U6a, TS1, TS2a, TSR1a, STa, LUTa, D2a, LFS, D1, D3, D4a, D5a, and D6a	21
22	23 Baseline Water Quality Monitoring at U3a, U4a, U5a, U6a, TS1, TS2a, TSR1a, STa, LUTa, D2a, LFS, D1, D3, D4a, D5a, and D6a	24	25 Baseline Water Quality Monitoring at U3a, U4a, U5a, U6a, TS1, TS2a, TSR1a, STa, LUTa, D2a, LFS, D1, D3, D4a, D5a, and D6a	26	27 Baseline Water Quality Monitoring at U3a, U4a, U5a, U6a, TS1, TS2a, TSR1a, STa, LUTa, D2a, LFS, D1, D3, D4a, D5a, and D6a	28
29	30 Baseline Water Quality Monitoring at U3a, U4a, U5a, U6a, TS1, TS2a, TSR1a, STa, LUTa, D2a, LFS, D1, D3, D4a, D5a, and D6a					

Baseline Water Quality Monitoring Locations:
Water quality monitoring stations at TSW Main Channel and its tributaries: U3a, U4a, U5a, U6a, TS1, TS2a, TSR1a, STa, LUTa and D2a
Water quality monitoring stations at Hang Hau Tsuen Channel: LFS and D1
Water quality monitoring stations at Tuen Mun River: D3
Water quality monitoring station at small watercourses along Deep Bay: D4a
Water quality monitoring stations at Upstream / Tributaries of Shan Pui River: D5a and D6a

Service Contract No. WD/03/2023 Hung Shui Kiu/Ha Tsuen New Development Area Second Phase Development - Environmental Team: Baseline Water Quality Monitoring Schedule (Version 3.3)

October 2024

Sun	Mon	Tue	Wed	Thu	Fri	Sat
		1	2	3 Baseline Water Quality Monitoring at U3a, U4a, U5a, U6a, TS1, TS2a, TSR1a, STa, LUTa, D2a, LFS, D1, D3, D4a, D5a, and D6a	4	5 Baseline Water Quality Monitoring at U3a, U4a, U5a, U6a, TS1, TS2a, TSR1a, STa, LUTa, D2a, LFS, D1, D3, D4a, D5a, and D6a
6	7	8 Baseline Water Quality Monitoring at U3a, U4a, U5a, U6a, TS1, TS2a, TSR1a, STa, LUTa, D2a, LFS, D1, D3, D4a, D5a, and D6a	9	10 Baseline Water Quality Monitoring at U3a, U4a, U5a, U6a, TS1, TS2a, TSR1a, STa, LUTa, D2a, LFS, D1, D3, D4a, D5a, and D6a	11	12 Baseline Water Quality Monitoring at U3a, U4a, U5a, U6a, TS1, TS2a, TSR1a, STa, LUTa, D2a, LFS, D1, D3, D4a, D5a, and D6a
13	14	15	16	17	18	19
20	21	22	23	24	25	26
27	28	29	30	31		

Baseline Water Quality Monitoring Locations:
Water quality monitoring stations at TSW Main Channel and its tributaries: U3a, U4a, U5a, U6a, TS1, TS2a, TSR1a, STa, LUTa and D2a
Water quality monitoring stations at Hang Hau Tsuen Channel: LFS and D1
Water quality monitoring stations at Tuen Mun River: D3
Water quality monitoring station at small watercourses along Deep Bay: D4a
Water quality monitoring stations at Upstream / Tributaries of Shan Pui River: D5a and D6a

Appendix 2 Calibration Certificates

ACUITY sustainability
Member of the Aurecon Group

aurecon

Sibata LD-5R K-Factor Verification Test by Total Suspended Particulates HVS Test Report

Information of Calibrated Equipement

Verification Test Date:	**17-Aug-24**	to	**18-Aug-24**	Next Verification Test Date:	**17-Aug-25**
Unit-under-Test- Model No.:	Sibata LD-5R				
Unit-under-Test Serial No.:	467356				
Our Report Refrence No.:	RPT-24-HVS-0080				
Calibration Location:	Man Cheong Building				

Standard Equipment Information

Verification Equipment Type:	Tisch TSP HVS	Tisch HVS Calibrator
Standard Equipment Model No.:	TE-5170X	TE-5025A
Equipment serial no.:	1050	3465
Last Calibration Date:	17-Aug-24	16-Jan-24
Next Calibration Date:	30-Aug-24	15-Jan-25

Equipement Vertification Result

Verification Test No.	Date	Duration			Results from Calibrated Equipement		Results from Standard Equipment
		Start-time	End-time	Elapsed Time (in min)	Total Counts	Counts/ Minute x-axis	Dust Concentration (μg/m^3) y-axis
1	17/08/2024	11832.91	11835.91	180.00	16140	90	92
2	17/08/2024	11835.91	11838.91	180.00	9600	53	54
3	17/08/2024	11838.91	11841.91	180.00	15960	89	89
4	18/07/2024	11841.94	11844.94	180.00	6180	34	34
5	18/07/2024	11844.94	11847.94	180.00	3780	21	21
6	18/07/2024	11847.94	11850.94	180.00	11580	64	63

Linear Regression of y on x

Slope, K factor:	**1.0232**	Intercept:	**-0.8300**	*Correlation Coefficient,R:	**0.9992**
Verification Test Result:	Strong Correlation, Results were accepted.			* If the Correlation Coefficient, R is <0.5. Checking and Re-verification are required.	

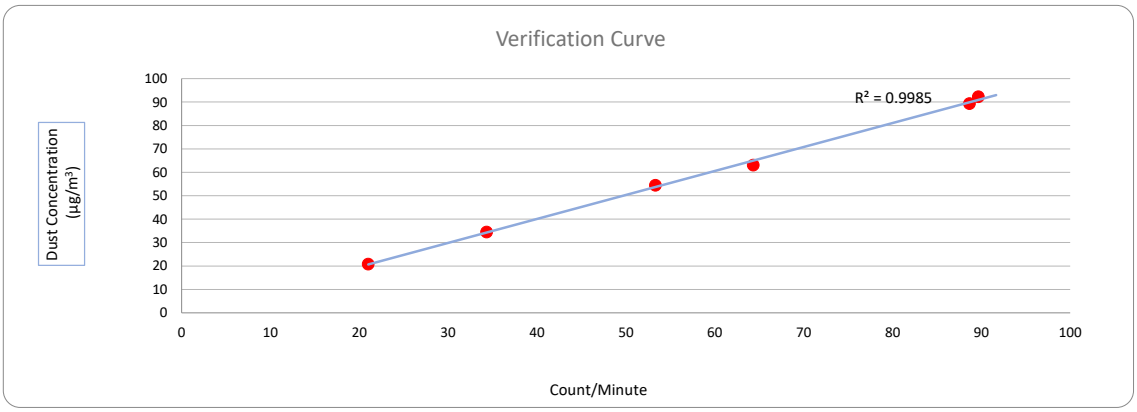

Operated By: Andy Li — Date: 23-08-2024
Project Technician, Environmental

Checked By: Tandy Tse — Date: 23-08-2024
Senior Consultant, Environmental

Sibata LD-5R K-Factor Verification Test by Total Suspended Particulates HVS Test Report

Information of Calibrated Equipement

Verification Test Date:	**17-Aug-24**	to	**18-Aug-24**	Next Verification Test Date:	**17-Aug-25**
Unit-under-Test- Model No.:	Sibata LD-5R				
Unit-under-Test Serial No.:	467357				
Our Report Refrence No.:	RPT-24-HVS-0081				
Calibration Location:	Man Cheong Building				

Standard Equipment Information

Verification Equipment Type:	Tisch TSP HVS	Tisch HVS Calibrator
Standard Equipment Model No.:	TE-5170X	TE-5025A
Equipment serial no.:	1050	3465
Last Calibration Date:	17-Aug-24	16-Jan-24
Next Calibration Date:	30-Aug-24	15-Jan-25

Equipement Vertification Result

Verification Test No.	Date	Duration			Results from Calibrated Equipement		Results from Standard Equipment
		Start-time	End-time	Elapsed Time (in min)	Total Counts	Counts/ Minute x-axis	Dust Concentration (μg/m^3) y-axis
1	17/08/2024	11832.91	11835.91	180.00	16020	89	92
2	17/08/2024	11835.91	11838.91	180.00	9600	53	54
3	17/08/2024	11838.91	11841.91	180.00	15840	88	89
4	18/07/2024	11841.94	11844.94	180.00	6180	34	34
5	18/07/2024	11844.94	11847.94	180.00	3600	20	21
6	18/07/2024	11847.94	11850.94	180.00	11100	62	63

Linear Regression of y on x

Slope, K factor:	**1.0280**	Intercept:	**-0.2511**	*Correlation Coefficient,R:	**0.9997**
Verification Test Result:	Strong Correlation, Results were accepted.			* If the Correlation Coefficient, R is <0.5. Checking and Re-verification are required.	

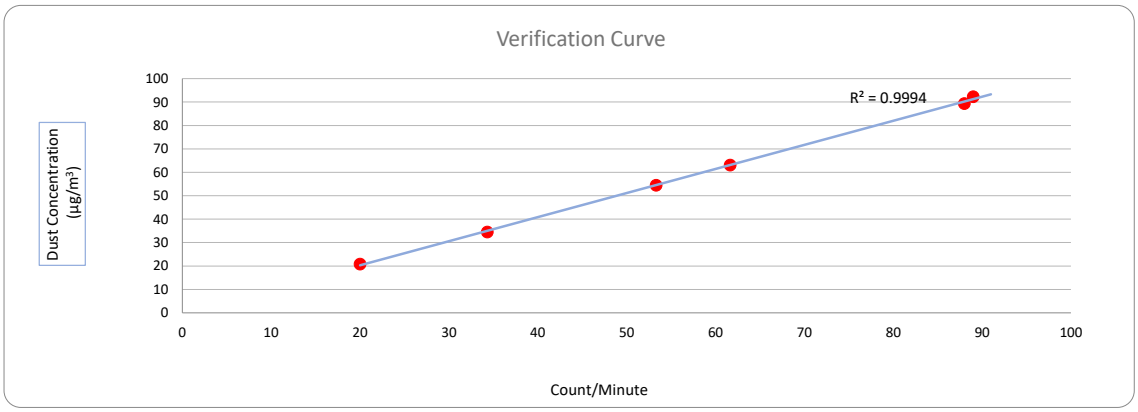

Operated By: Andy Li — Date: 23-08-2024
Project Technician, Environmental

Checked By: Tandy Tse — Date: 23-08-2024
Senior Consultant, Environmental

Sibata LD-5R K-Factor Verification Test by Total Suspended Particulates HVS Test Report

Information of Calibrated Equipement

Verification Test Date:	**17-Aug-24**	to	**18-Aug-24**	Next Verification Test Date:	**17-Aug-25**
Unit-under-Test- Model No.:	Sibata LD-5R				
Unit-under-Test Serial No.:	467358				
Our Report Refrence No.:	RPT-24-HVS-0082				
Calibration Location:	Man Cheong Building				

Standard Equipment Information

Verification Equipment Type:	Tisch TSP HVS	Tisch HVS Calibrator
Standard Equipment Model No.:	TE-5170X	TE-5025A
Equipment serial no.:	1050	3465
Last Calibration Date:	17-Aug-24	16-Jan-24
Next Calibration Date:	30-Aug-24	15-Jan-25

Equipement Vertification Result

Verification Test No.	Date	Duration			Results from Calibrated Equipement		Results from Standard Equipment
		Start-time	End-time	Elapsed Time (in min)	Total Counts	Counts/ Minute x-axis	Dust Concentration (μg/m^3) y-axis
1	17/08/2024	11832.91	11835.91	180.00	16140	89.67	92
2	17/08/2024	11835.91	11838.91	180.00	9480	52.67	54
3	17/08/2024	11838.91	11841.91	180.00	16020	89.00	89
4	18/07/2024	11841.94	11844.94	180.00	6420	35.67	34
5	18/07/2024	11844.94	11847.94	180.00	3660	20.33	21
6	18/07/2024	11847.94	11850.94	180.00	11400	63.33	63

Linear Regression of y on x

Slope, K factor:	**1.0225**	Intercept:	**-0.6726**	*Correlation Coefficient,R:	**0.9991**
Verification Test Result:	Strong Correlation, Results were accepted.			* If the Correlation Coefficient, R is <0.5. Checking and Re-verification are required.	

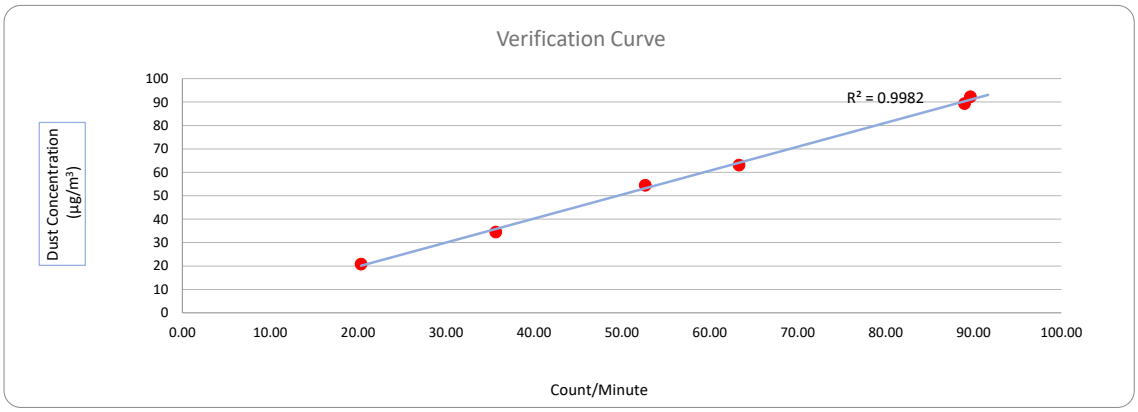

Operated By: Andy Li
Project Technician, Environmental
Date: 23-08-2024

Checked By: Tandy Tse
Senior Consultant, Environmental
Date: 23-08-2024

Sibata LD-5R K-Factor Verification Test by Total Suspended Particulates HVS Test Report

Information of Calibrated Equipement

Verification Test Date:	**17-Aug-24**	to	**18-Aug-24**	Next Verification Test Date:	**17-Aug-25**
Unit-under-Test- Model No.:	Sibata LD-5R				
Unit-under-Test Serial No.:	467359				
Our Report Refrence No.:	RPT-24-HVS-0083				
Calibration Location:	Man Cheong Building				

Standard Equipment Information

Verification Equipment Type:	Tisch TSP HVS	Tisch HVS Calibrator
Standard Equipment Model No.:	TE-5170X	TE-5025A
Equipment serial no.:	1050	3465
Last Calibration Date:	17-Aug-24	16-Jan-24
Next Calibration Date:	30-Aug-24	15-Jan-25

Equipement Vertification Result

Verification Test No.	Date	Duration			Results from Calibrated Equipement		Results from Standard Equipment
		Start-time	End-time	Elapsed Time (in min)	Total Counts	Counts/ Minute x-axis	Dust Concentration (μg/m^3) y-axis
1	17/08/2024	11832.91	11835.91	180.00	15960	89	92
2	17/08/2024	11835.91	11838.91	180.00	9600	53	54
3	17/08/2024	11838.91	11841.91	180.00	15780	88	89
4	18/07/2024	11841.94	11844.94	180.00	6300	35	34
5	18/07/2024	11844.94	11847.94	180.00	3540	20	21
6	18/07/2024	11847.94	11850.94	180.00	11220	62	63

Linear Regression of y on x

Slope, K factor:	**1.0331**	Intercept:	**-0.6022**	*Correlation Coefficient,R:	**0.9994**
Verification Test Result:	Strong Correlation, Results were accepted.			* If the Correlation Coefficient, R is <0.5. Checking and Re-verification are required.	

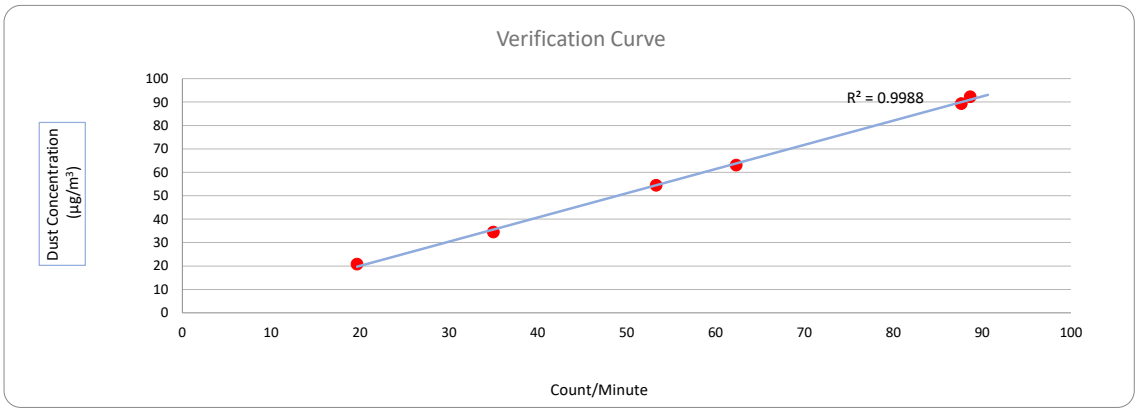

Operated By: Andy Li — Date: 23-08-2024

Project Technician, Environmental

Checked By: Tandy Tse — Date: 23-08-2024

Senior Consultant, Environmental

Sibata LD-5R K-Factor Verification Test by Total Suspended Particulates HVS Test Report

Information of Calibrated Equipement

Verification Test Date:	**17-Aug-24**	to	**18-Aug-24**	Next Verification Test Date:	**17-Aug-25**
Unit-under-Test- Model No.:	Sibata LD-5R				
Unit-under-Test Serial No.:	467360				
Our Report Refrence No.:	RPT-24-HVS-0084				
Calibration Location:	Man Cheong Building				

Standard Equipment Information

Verification Equipment Type:	Tisch TSP HVS	Tisch HVS Calibrator
Standard Equipment Model No.:	TE-5170X	TE-5025A
Equipment serial no.:	1050	3465
Last Calibration Date:	17-Aug-24	16-Jan-24
Next Calibration Date:	30-Aug-24	15-Jan-25

Equipement Vertification Result

Verification Test No.	Date	Duration			Results from Calibrated Equipement		Results from Standard Equipment
		Start-time	End-time	Elapsed Time (in min)	Total Counts	Counts/ Minute x-axis	Dust Concentration (μg/m^3) y-axis
1	17/08/2024	11832.91	11835.91	180.00	16140	89.67	92
2	17/08/2024	11835.91	11838.91	180.00	9660	53.67	54
3	17/08/2024	11838.91	11841.91	180.00	15960	88.67	89
4	18/07/2024	11841.94	11844.94	180.00	6300	35.00	34
5	18/07/2024	11844.94	11847.94	180.00	3660	20.33	21
6	18/07/2024	11847.94	11850.94	180.00	11400	63.33	63

Linear Regression of y on x

Slope, K factor:	**1.0229**	Intercept:	**-0.6982**	*Correlation Coefficient,R:	**0.9995**
Verification Test Result:	Strong Correlation, Results were accepted.			* If the Correlation Coefficient, R is <0.5. Checking and Re-verification are required.	

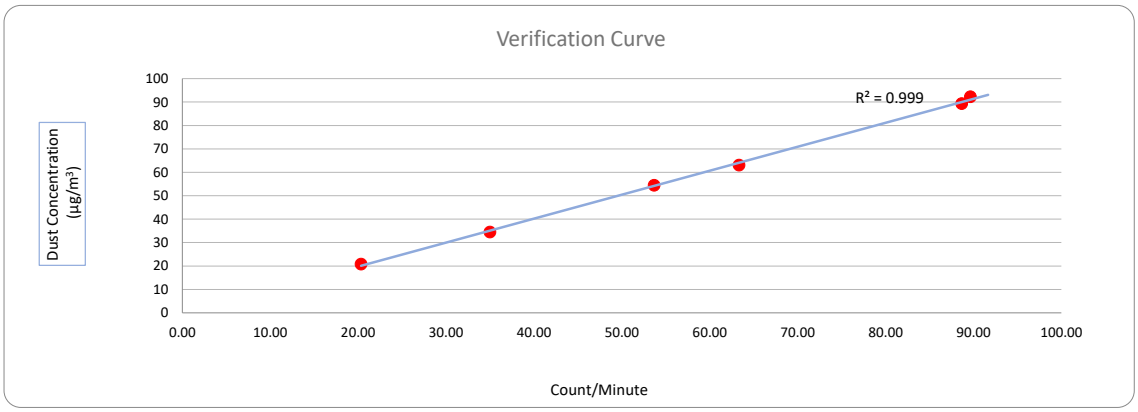

Operated By: Andy Li — Date: 23-08-2024

Project Technician, Environmental

Checked By: Tandy Tse — Date: 23-08-2024

Senior Consultant, Environmental

ACUITY sustainability
Member of the Aurecon Group

aurecon

Sibata LD-5R K-Factor Verification Test by Total Suspended Particulates HVS Test Report

Information of Calibrated Equipement

Verification Test Date:	**17-Aug-24**	to	**18-Aug-24**	Next Verification Test Date:	**17-Aug-25**
Unit-under-Test- Model No.:	Sibata LD-5R				
Unit-under-Test Serial No.:	467361				
Our Report Refrence No.:	RPT-24-HVS-0085				
Calibration Location:	Man Cheong Building				

Standard Equipment Information

Verification Equipment Type:	Tisch TSP HVS	Tisch HVS Calibrator
Standard Equipment Model No.:	TE-5170X	TE-5025A
Equipment serial no.:	1050	3465
Last Calibration Date:	17-Aug-24	16-Jan-24
Next Calibration Date:	30-Aug-24	15-Jan-25

Equipement Vertification Result

Verification Test No.	Date	Duration			Results from Calibrated Equipement		Results from Standard Equipment
		Start-time	End-time	Elapsed Time (in min)	Total Counts	Counts/ Minute x-axis	Dust Concentration (μg/m^3) y-axis
1	17/08/2024	11832.91	11835.91	180.00	16200	90.00	92
2	17/08/2024	11835.91	11838.91	180.00	9540	53.00	54
3	17/08/2024	11838.91	11841.91	180.00	15960	88.67	89
4	18/07/2024	11841.94	11844.94	180.00	6360	35.33	34
5	18/07/2024	11844.94	11847.94	180.00	3720	20.67	21
6	18/07/2024	11847.94	11850.94	180.00	11340	63.00	63

Linear Regression of y on x

Slope, K factor:	**1.0251**	Intercept:	**-0.8237**	*Correlation Coefficient,R:	**0.9996**
Verification Test Result:	Strong Correlation, Results were accepted.			* If the Correlation Coefficient, R is <0.5. Checking and Re-verification are required.	

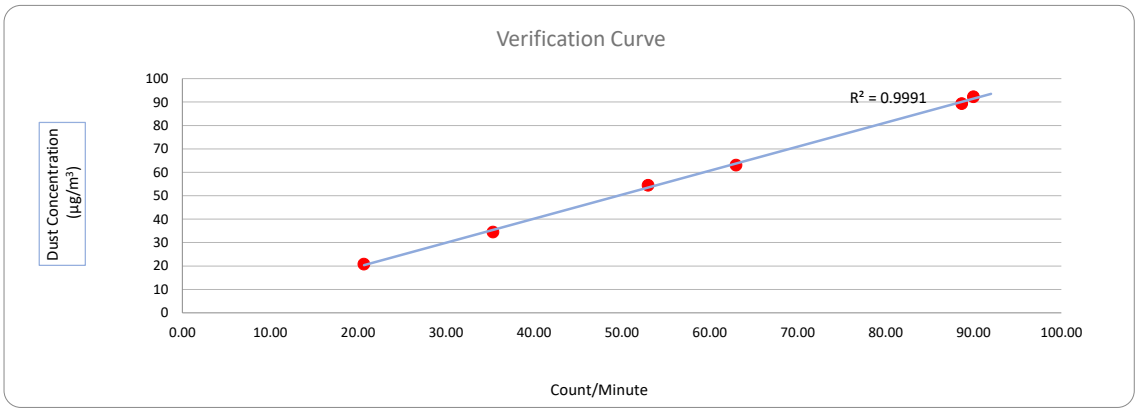

Operated By: Andy Li
Project Technician, Environmental
Date: 23-08-2024

Checked By: Tandy Tse
Senior Consultant, Environmental
Date: 23-08-2024

Sibata LD-5R K-Factor Verification Test by Total Suspended Particulates HVS Test Report

Information of Calibrated Equipement

Verification Test Date:	**19-Mar-24**	to	**24-Mar-24**	Next Verification Test Date:	**19-Mar-25**
Unit-under-Test- Model No.:	Sibata LD-5R				
Unit-under-Test Serial No.:	0Z4545				
Our Report Refrence No.:	RPT-24-HVS-0069				
Calibration Location:	Emax				

Standard Equipment Information

Verification Equipment Type:	Tisch TSP HVS	Tisch HVS Calibrator
Standard Equipment Model No.:	TE-5170X	TE-5025A
Equipment serial no.:	1049	3465
Last Calibration Date:	19-Mar-24	15-Jan-24
Next Calibration Date:	2-Apr-24	15-Jan-25

Equipement Vertification Result

Verification Test No.	Date	Duration			Results from Calibrated Equipement		Results from Standard Equipment
		Start-time	End-time	Elapsed Time (in min)	Total Counts	Counts/ Minute x-axis	Dust Concentration ($\mu g/m^3$) y-axis
1	19/03/2024	7953.66	7956.66	180.00	26280	146	162
2	19/03/2024	7956.66	7959.66	180.00	26640	148	160
3	19/03/2024	7959.66	7962.66	180.00	29700	165	182
4	24/03/2024	7985.12	7988.12	180.00	8820	49	40
5	24/03/2024	7988.12	7991.12	180.00	14400	80	92
6	24/03/2024	7991.12	7994.12	180.00	12780	71	70

Linear Regression of y on x

Slope, K factor:	**1.1860**	Intercept:	**-12.6439**	*Correlation Coefficient,R:	**0.9958**
Verification Test Result:	Strong Correlation, Results were accepted.			* If the Correlation Coefficient, R is <0.5. Checking and Re-verification are required.	

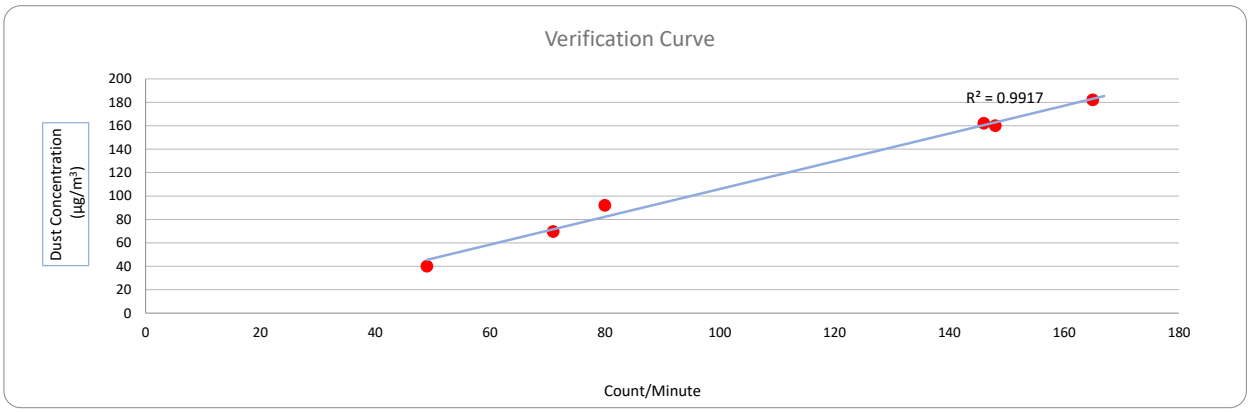

Operated By: Andy Li — Date: 29-03-2024
Project Technician, Environmental

Checked By: Tandy Tse — Date: 29-03-2024
Senior Consultant, Environmental

Sibata LD-5R K-Factor Verification Test by Total Suspended Particulates HVS Test Report

Information of Calibrated Equipement

Verification Test Date:	**19-Mar-24**	to	**24-Mar-24**	Next Verification Test Date:	**19-Mar-25**
Unit-under-Test- Model No.:	Sibata LD-5R				
Unit-under-Test Serial No.:	851816				
Our Report Refrence No.:	RPT-24-HVS-0071				
Calibration Location:	Emax				

Standard Equipment Information

Verification Equipment Type:	Tisch TSP HVS	Tisch HVS Calibrator
Standard Equipment Model No.:	TE-5170X	TE-5025A
Equipment serial no.:	1049	3465
Last Calibration Date:	19-Mar-24	15-Jan-24
Next Calibration Date:	2-Apr-24	15-Jan-25

Equipement Vertification Result

Verification Test No.	Date	Duration			Results from Calibrated Equipement		Results from Standard Equipment
		Start-time	End-time	Elapsed Time (in min)	Total Counts	Counts/ Minute x-axis	Dust Concentration ($\mu g/m^3$) y-axis
1	19/03/2024	7953.66	7956.66	180.00	26640	148	162
2	19/03/2024	7956.66	7959.66	180.00	26460	147	160
3	19/03/2024	7959.66	7962.66	180.00	29700	165	182
4	24/03/2024	7985.12	7988.12	180.00	8820	49	40
5	24/03/2024	7988.12	7991.12	180.00	14760	82	92
6	24/03/2024	7991.12	7994.12	180.00	12960	72	70

Linear Regression of y on x

Slope, K factor:	**1.1937**	Intercept:	**-14.2890**	*Correlation Coefficient,R:	**0.9972**
Verification Test Result:	Strong Correlation, Results were accepted.			* If the Correlation Coefficient, R is <0.5. Checking and Re-verification are required.	

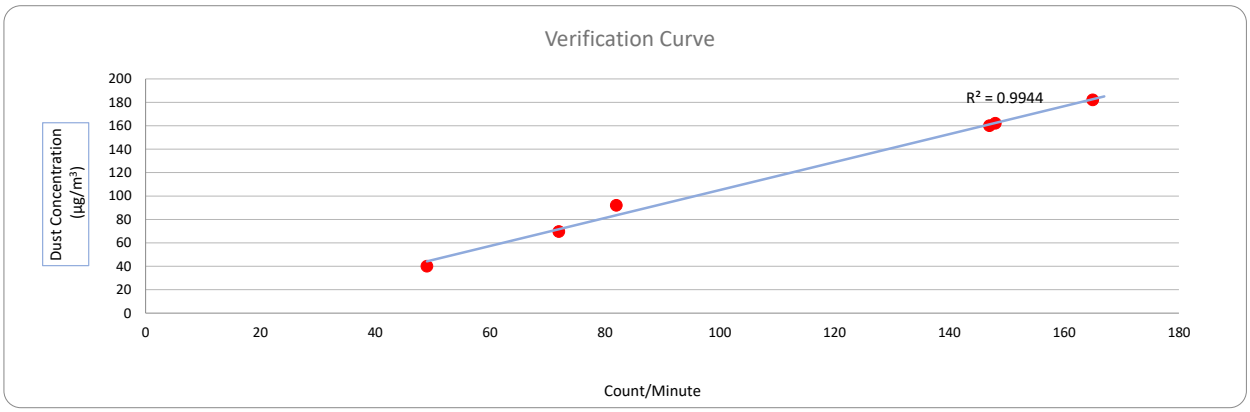

Operated By: Andy Li — Date: 29-03-2024
Project Technician, Environmental

Checked By: Tandy Tse — Date: 29-03-2024
Senior Consultant, Environmental

Sibata LD-5R K-Factor Verification Test by Total Suspended Particulates HVS Test Report

Information of Calibrated Equipement

Verification Test Date:	**19-Mar-24**	to	**24-Mar-24**	Next Verification Test Date:	**19-Mar-25**
Unit-under-Test- Model No.:	Sibata LD-5R				
Unit-under-Test Serial No.:	882106				
Our Report Refrence No.:	RPT-24-HVS-0067				
Calibration Location:	Emax				

Standard Equipment Information

Verification Equipment Type:	Tisch TSP HVS	Tisch HVS Calibrator
Standard Equipment Model No.:	TE-5170X	TE-5025A
Equipment serial no.:	1049	3465
Last Calibration Date:	19-Mar-24	15-Jan-24
Next Calibration Date:	2-Apr-24	15-Jan-25

Equipement Vertification Result

Verification Test No.	Date	Duration			Results from Calibrated Equipement		Results from Standard Equipment
		Start-time	End-time	Elapsed Time (in min)	Total Counts	Counts/ Minute x-axis	Dust Concentration (μg/m^3) y-axis
1	19/03/2024	7953.66	7956.66	180.00	27000	150	162
2	19/03/2024	7956.66	7959.66	180.00	26280	146	160
3	19/03/2024	7959.66	7962.66	180.00	30420	169	182
4	24/03/2024	7985.12	7988.12	180.00	8460	47	40
5	24/03/2024	7988.12	7991.12	180.00	14886	83	92
6	24/03/2024	7991.12	7994.12	180.00	12726	71	70

Linear Regression of y on x

Slope, K factor:	**1.1537**	Intercept:	**-10.3266**	*Correlation Coefficient,R:	**0.9977**
Verification Test Result:	Strong Correlation, Results were accepted.			* If the Correlation Coefficient, R is <0.5. Checking and Re-verification are required.	

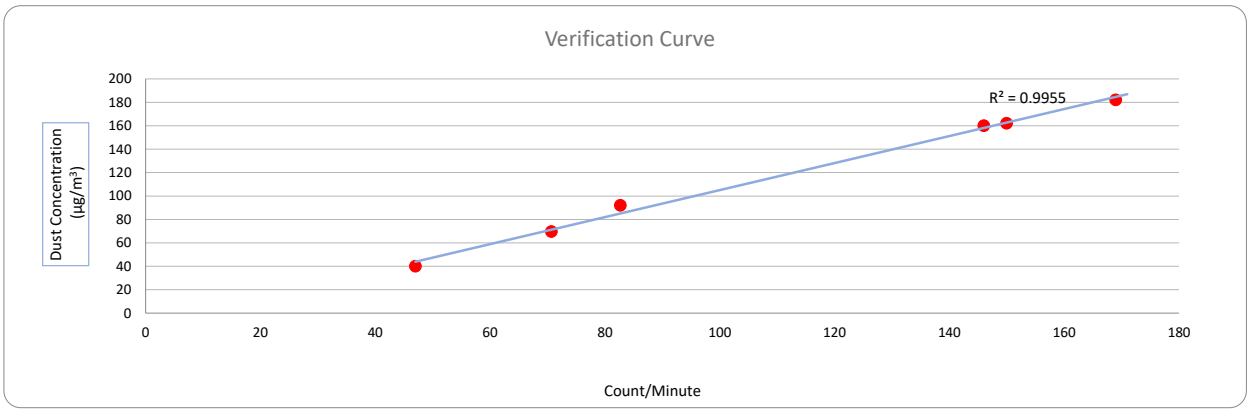

Operated By: Andy Li — Date: 29-03-2024
Project Technician, Environmental

Checked By: Tandy Tse — Date: 29-03-2024
Senior Consultant, Environmental

Sibata LD-5R K-Factor Verification Test by Total Suspended Particulates HVS Test Report

Information of Calibrated Equipement

Verification Test Date:	**19-Mar-24**	to	**24-Mar-24**	Next Verification Test Date:	**19-Mar-25**
Unit-under-Test- Model No.:	Sibata LD-5R				
Unit-under-Test Serial No.:	882107				
Our Report Refrence No.:	RPT-24-HVS-0072				
Calibration Location:	Emax				

Standard Equipment Information

Verification Equipment Type:	Tisch TSP HVS	Tisch HVS Calibrator
Standard Equipment Model No.:	TE-5170X	TE-5025A
Equipment serial no.:	1049	3465
Last Calibration Date:	19-Mar-24	15-Jan-24
Next Calibration Date:	2-Apr-24	15-Jan-25

Equipement Vertification Result

Verification Test No.	Date	Duration			Results from Calibrated Equipement		Results from Standard Equipment
		Start-time	End-time	Elapsed Time (in min)	Total Counts	Counts/ Minute x-axis	Dust Concentration ($\mu g/m^3$) y-axis
1	19/03/2024	7953.66	7956.66	180.00	26640	148	162
2	19/03/2024	7956.66	7959.66	180.00	26640	148	160
3	19/03/2024	7959.66	7962.66	180.00	29700	165	182
4	24/03/2024	7985.12	7988.12	180.00	9000	50	40
5	24/03/2024	7988.12	7991.12	180.00	14760	82	92
6	24/03/2024	7991.12	7994.12	180.00	12600	70	70

Linear Regression of y on x

Slope, K factor:	**1.1878**	Intercept:	**-13.6322**	*Correlation Coefficient,R:	**0.9969**
Verification Test Result:	Strong Correlation, Results were accepted.			* If the Correlation Coefficient, R is <0.5. Checking and Re-verification are required.	

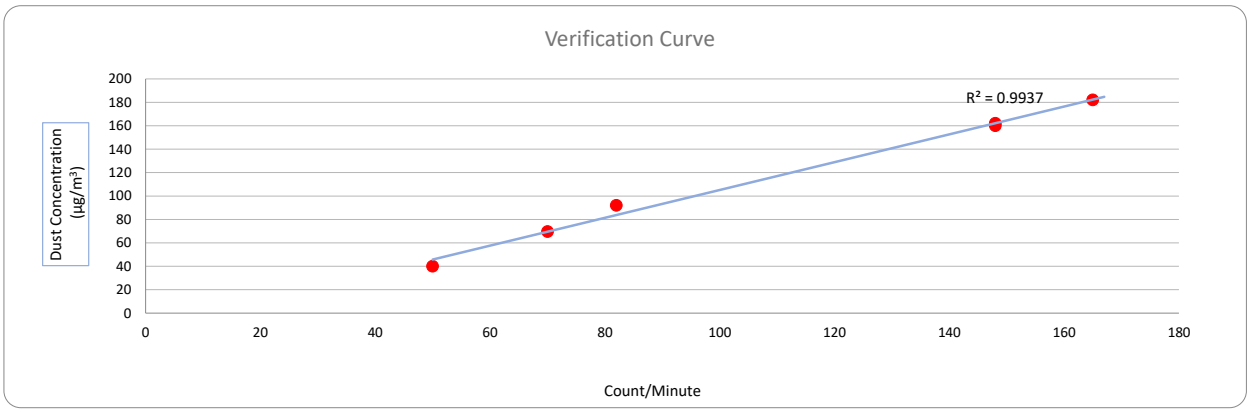

Operated By: Andy Li — Date: 29-03-2024
Project Technician, Environmental

Checked By: Tandy Tse — Date: 29-03-2024
Senior Consultant, Environmental

Sibata LD-5R K-Factor Verification Test by Total Suspended Particulates HVS Test Report

Information of Calibrated Equipement

Verification Test Date:	**19-Mar-24**	to	**24-Mar-24**	Next Verification Test Date:	**19-Mar-25**
Unit-under-Test- Model No.:	Sibata LD-5R				
Unit-under-Test Serial No.:	882150				
Our Report Refrence No.:	RPT-24-HVS-0068				
Calibration Location:	Emax				

Standard Equipment Information

Verification Equipment Type:	Tisch TSP HVS	Tisch HVS Calibrator
Standard Equipment Model No.:	TE-5170X	TE-5025A
Equipment serial no.:	1049	3465
Last Calibration Date:	19-Mar-24	15-Jan-24
Next Calibration Date:	2-Apr-24	15-Jan-25

Equipement Vertification Result

Verification Test No.	Date	Duration			Results from Calibrated Equipement		Results from Standard Equipment
		Start-time	End-time	Elapsed Time (in min)	Total Counts	Counts/ Minute x-axis	Dust Concentration ($\mu g/m^3$) y-axis
1	19/03/2024	7953.66	7956.66	180.00	26820	149	162
2	19/03/2024	7956.66	7959.66	180.00	26820	149	160
3	19/03/2024	7959.66	7962.66	180.00	29880	166	182
4	24/03/2024	7985.12	7988.12	180.00	8640	48	40
5	24/03/2024	7988.12	7991.12	180.00	14580	81	92
6	24/03/2024	7991.12	7994.12	180.00	12600	70	70

Linear Regression of y on x

Slope, K factor:	**1.1605**	Intercept:	**-10.6149**	*Correlation Coefficient,R:	**0.9968**
Verification Test Result:	Strong Correlation, Results were accepted.			* If the Correlation Coefficient, R is <0.5. Checking and Re-verification are required.	

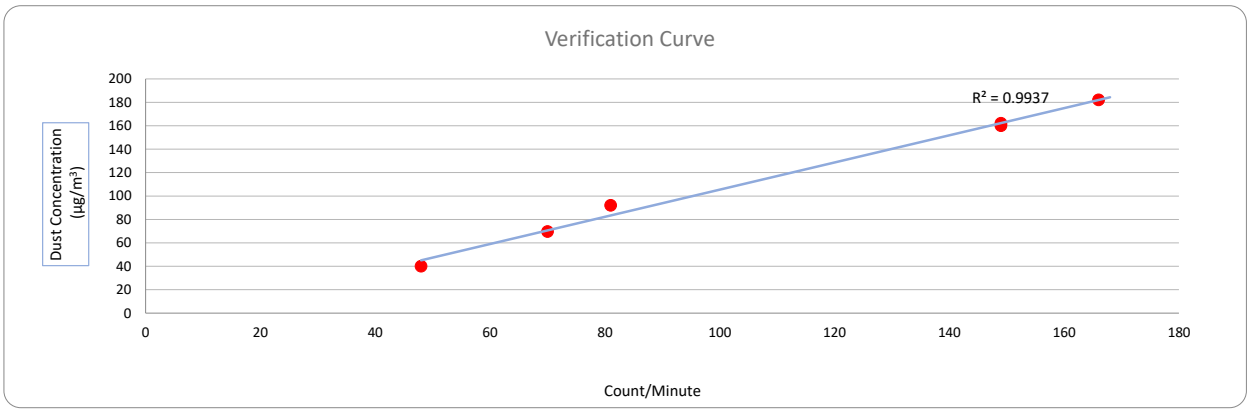

Operated By: Andy Li — Date: 29-03-2024

Project Technician, Environmental

Checked By: Tandy Tse — Date: 29-03-2024

Senior Consultant, Environmental

Sibata LD-5R K-Factor Verification Test by Total Suspended Particulates HVS Test Report

Information of Calibrated Equipement

Verification Test Date:	**19-Mar-24**	to	**24-Mar-24**	Next Verification Test Date:	**19-Mar-25**
Unit-under-Test- Model No.:	Sibata LD-5R				
Unit-under-Test Serial No.:	942532				
Our Report Refrence No.:	RPT-24-HVS-0070				
Calibration Location:	Emax				

Standard Equipment Information

Verification Equipment Type:	Tisch TSP HVS	Tisch HVS Calibrator
Standard Equipment Model No.:	TE-5170X	TE-5025A
Equipment serial no.:	1049	3465
Last Calibration Date:	19-Mar-24	15-Jan-24
Next Calibration Date:	2-Apr-24	15-Jan-25

Equipement Vertification Result

Verification Test No.	Date	Duration			Results from Calibrated Equipement		Results from Standard Equipment
		Start-time	End-time	Elapsed Time (in min)	Total Counts	Counts/ Minute x-axis	Dust Concentration (μg/m^3) y-axis
1	19/03/2024	7953.66	7956.66	180.00	26820	149	162
2	19/03/2024	7956.66	7959.66	180.00	26640	148	160
3	19/03/2024	7959.66	7962.66	180.00	29520	164	182
4	24/03/2024	7985.12	7988.12	180.00	8820	49	40
5	24/03/2024	7988.12	7991.12	180.00	15300	85	92
6	24/03/2024	7991.12	7994.12	180.00	12600	70	70

Linear Regression of y on x

Slope, K factor:	**1.1934**	Intercept:	**-14.6570**	*Correlation Coefficient,R:	**0.9986**
Verification Test Result:	Strong Correlation, Results were accepted.			* If the Correlation Coefficient, R is <0.5. Checking and Re-verification are required.	

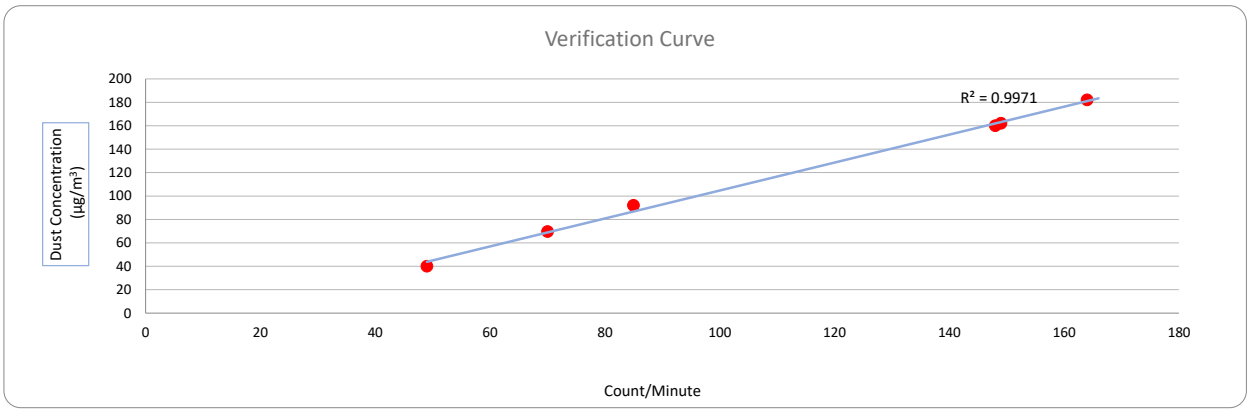

Operated By: Andy Li — Date: 29-03-2024
Project Technician, Environmental

Checked By: Tandy Tse — Date: 29-03-2024
Senior Consultant, Environmental

RION CO., LTD.

3-20-41 Higashimotomachi Kokubunji Tokyo 185-8533
Phone:042(359)7888, Facsimile:042(359)7442

Certificate of Calibration

Name : **Class 1 Sound Level Meter**

Model : **NL-53** **S/No.** : **01130783**

Date of Calibration : **March, 04, 2024**

We hereby certify that the above product was tested and calibrated according to the prescribed Rion procedures, and that it fulfills specification requirements.
The measuring equipment and reference devices used for testing and calibrating this unit are managed under the Rion traceability system and are traceable according to official Japanese standards and official standards of countries belonging to the International Committee of Weights and Measures.

RION CO., LTD.

J. Kawamura

Manager, Quality Control Department

RION CO., LTD.

3-20-41 Higashimotomachi Kokubunji Tokyo 185-8533
Phone:042(359)7888, Facsimile:042(359)7442

Certificate of Calibration

Name : **Class 1 Sound Level Meter**

Model : **NL-53** **S/No.** : **01130784**

Date of Calibration : **March, 04, 2024**

We hereby certify that the above product was tested and calibrated according to the prescribed Rion procedures, and that it fulfills specification requirements.
The measuring equipment and reference devices used for testing and calibrating this unit are managed under the Rion traceability system and are traceable according to official Japanese standards and official standards of countries belonging to the International Committee of Weights and Measures.

RION CO., LTD.

J. Kawamura

Manager, Quality Control Department

RION CO., LTD.

3-20-41 Higashimotomachi Kokubunji Tokyo 185-8533
Phone:042(359)7888, Facsimile:042(359)7442

Certificate of Calibration

Name : **Class 1 Sound Level Meter**

Model : **NL-53** **S/No.** : **01130785**

Date of Calibration : **March, 04, 2024**

We hereby certify that the above product was tested and calibrated according to the prescribed Rion procedures, and that it fulfills specification requirements.
The measuring equipment and reference devices used for testing and calibrating this unit are managed under the Rion traceability system and are traceable according to official Japanese standards and official standards of countries belonging to the International Committee of Weights and Measures.

RION CO., LTD.

J. Kawamura

Manager, Quality Control Department

Certificate of Calibration

for

Description:	***Sound Level Meter***
Manufacturer:	***SVANTEK***
Type No.:	***SVAN 971 (Serial No.:C132269)***
Microphone:	***ACO 7052 E (Serial No.: 85230)***
Preamplifier:	***SVANTEK SV-18 (Serial No.:C122483)***

Submitted by:

Customer:	*Acuity Sustainability Consulting Limited*
Address:	*Unit E, 12/F, Ford Glory Plaza,*
	Nos. 37-39 Wing Hong Street,
	Cheung Sha Wan, Kowloon, Hong Kong

Upon receipt for calibration, the instrument was found to be:

☑ **Within (31.5Hz – 8kHz)**
☐ **Outside**

the allowable tolerance.

The test equipment used for calibration are traceable to National Standards via:
- The Government of The Hong Kong Special Administrative Region Standard & Calibration Laboratory

Date of receipt: 19 October 2023

Date of calibration: 26 October 2023

Date of NEXT calibration: 25 October 2024

Calibrated by: _____
Calibration Technician

Certified by: _____
Mr. Ng Yan Wa
Laboratory Manager

***Date of issue: 27* October 2023**

Certificate No.: APJ23-091-CC003

ACOUSTICS AND AIR TESTING LABORATORY CO. LTD. (A+A)*L

Room 422,Leader Industrial Centre,57-59 Au Pui Wan Street ,Fo Tan, Shatin,N.T.,Hong Kong
Tel: (852) 2668 3423 Fax:(852) 2668 6946
Homepage: http://www.aa-lab.com E-mail : inquiry@aa-lab.com

1. *Calibration Precaution:*

- The unit-under-test (UUT) was allowed to stabilize in the laboratory for over 24 hours, and switched on to warm up for over 10 minutes before the commencement of the test.
- The results presented are the mean of 3 measurements at each calibration point.

2. *Calibration Conditions:*

Air Temperature: 22.6 °C
Air Pressure: 1016 hPa
Relative Humidity: 65.3 %

3. *Calibration Equipment:*

	Type	Serial No.	Calibration Report Number	Traceable to
Multifunction Calibrator	B&K 4226	2288467	AV220061	HOKLAS

4. *Calibration Results*

Sound Pressure Level

Reference Sound Pressure Level

Setting of Unit-under-test (UUT)			Applied value		UUT Reading, dB	IEC 61672 Class 1 Specification, dB
Range, dB	Freq. Weighting	Time Weighting	Level, dB	Frequency, Hz		
25-124.9	dBA SPL	Fast	94	1000	94.3	±0.4

Linearity

Setting of Unit-under-test (UUT)			Applied value		UUT Reading, dB	IEC 61672 Class 1 Specification, dB
Range, dB	Freq. Weighting	Time Weighting	Level, dB	Frequency, Hz		
25-124.9	dBA SPL	Fast	94	1000	94.3	Ref
			104		104.3	±0.3
			114		114.3	±0.3

Time Weighting

Setting of Unit-under-test (UUT)			Applied value		UUT Reading, dB	IEC 61672 Class 1 Specification, dB
Range, dB	Freq. Weighting	Time Weighting	Level, dB	Frequency, Hz		
25-124.9	dBA SPL	Fast	94	1000	94.3	Ref
		Slow			94.3	±0.3

ACOUSTICS AND AIR TESTING LABORATORY CO. LTD. (A+A)*L

Room 422,Leader Industrial Centre,57-59 Au Pui Wan Street ,Fo Tan, Shatin,N.T.,Hong Kong
Tel: (852) 2668 3423 Fax:(852) 2668 6946
Homepage: http://www.aa-lab.com E-mail : inquiry@aa-lab.com

Frequency Response

Linear Response

Setting of Unit-under-test (UUT)			Applied value		UUT Reading, dB	IEC 61672 Class 1 Specification, dB
Range, dB	Freq. Weighting	Time Weighting	Level, dB	Frequency, Hz		
25-124.9	dB SPL	Fast	94	31.5	94.6	±2.0
				63	95.2	±1.5
				125	94.5	±1.5
				250	94.3	±1.4
				500	94.3	±1.4
				1000	94.3	Ref
				2000	94.5	±1.6
				4000	94.2	±1.6
				8000	91.1	+2.1; -3.1

A-weighting

Setting of Unit-under-test (UUT)			Applied value		UUT Reading, dB	IEC 61672 Class 1 Specification, dB
Range, dB	Freq. Weighting	Time Weighting	Level, dB	Frequency, Hz		
25-124.9	dBA SPL	Fast	94	31.5	55.3	-39.4 ±2.0
				63	68.4	-26.2 ±1.5
				125	78.3	-16.1 ±1.5
				250	85.7	-8.6 ±1.4
				500	91.1	-3.2 ±1.4
				1000	94.3	Ref
				2000	95.3	+1.2 ±1.6
				4000	94.9	+1.0 ±1.6
				8000	89.8	-1.1 +2.1; -3.1

C-weighting

Setting of Unit-under-test (UUT)			Applied value		UUT Reading, dB	IEC 61672 Class 1 Specification, dB
Range, dB	Freq. Weighting	Time Weighting	Level, dB	Frequency, Hz		
25-124.9	dBC SPL	Fast	94	31.5	91.7	-3.0 ±2.0
				63	94.4	-0.8 ±1.5
				125	94.3	-0.2 ±1.5
				250	94.3	-0.0 ±1.4
				500	94.3	-0.0 ±1.4
				1000	94.3	Ref
				2000	94.3	-0.2 ±1.6
				4000	93.4	-0.8 ±1.6
				8000	88.3	-3.0 +2.1; -3.1

Room 422,Leader Industrial Centre,57-59 Au Pui Wan Street ,Fo Tan, Shatin,N.T.,Hong Kong
Tel: (852) 2668 3423 Fax:(852) 2668 6946
Homepage: http://www.aa-lab.com E-mail : inquiry@aa-lab.com

5. *Calibration Results Applied*

The results apply to the particular unit-under-test only. All calibration points are within manufacture's specification as IEC 61672 Class 1.

Uncertainties of Applied Value:

94 dB	31.5 Hz	± 0.10
	63 Hz	± 0.05
	125 Hz	± 0.05
	250 Hz	± 0.05
	500 Hz	± 0.05
	1000 Hz	± 0.05
	2000 Hz	± 0.05
	4000 Hz	± 0.05
	8000 Hz	± 0.10
104 dB	1000 Hz	± 0.05
114 dB	1000 Hz	± 0.05

The uncertainties are evaluated for a 95% confidence level.

Note:
The values given in this certification only related to the values measured at the time of the calibration and any uncertainties quoted will not allow for the equipment long-term drift, variations with environmental changes, vibration and shock during transportation, overloading, mis-handling, or the capability of any other laboratory to repeat the calibration. (A+A)*L shall not be liable for any loss or damage resulting from the use of the equipment.

Room 422,Leader Industrial Centre,57-59 Au Pui Wan Street ,Fo Tan, Shatin,N.T.,Hong Kong
Tel: (852) 2668 3423 Fax:(852) 2668 6946
Homepage: http://www.aa-lab.com E-mail : inquiry@aa-lab.com

Certificate of Calibration

for

Description:	***Sound Level Meter***
Manufacturer:	***Svantek***
Type No.:	***971 (Serial No.: 103449)***
Microphone:	***ACO 7052E (Serial No.: 85197)***
Preamplifier:	***SV 18 (Serial No.:149618)***

Submitted by:

Customer:	*Acuity Sustainability Consulting Limited*
Address:	*Unit E, 12/F, Ford Glory Plaza,*
	Nos. 37-39 Wing Hong Street,
	Cheung Sha Wan, Kowloon,
	Hong Kong

Upon receipt for calibration, the instrument was found to be:

☑ **Within (31.5Hz – 4kHz)**
☐ **Outside**

the allowable tolerance.

The test equipment used for calibration are traceable to National Standards via:
- The Government of The Hong Kong Special Administrative Region Standard & Calibration Laboratory

Date of receipt: 2 February 2024

Date of calibration: 5 February 2024

Date of NEXT calibration: 4 February 2025

Calibrated by: _____
Calibration Technician

Certified by: _____
Mr. Ng Yan Wa
Laboratory Manager

Date of issue: 5 February 2024

Certificate No.: APJ23-138-CC001

ACOUSTICS AND AIR TESTING LABORATORY CO. LTD. (A+A)*L

Room 422,Leader Industrial Centre,57-59 Au Pui Wan Street ,Fo Tan, Shatin,N.T.,Hong Kong
Tel: (852) 2668 3423 Fax:(852) 2668 6946
Homepage: http://www.aa-lab.com E-mail : inquiry@aa-lab.com

1. *Calibration Precaution:*

- The unit-under-test (UUT) was allowed to stabilize in the laboratory for over 24 hours, and switched on to warm up for over 10 minutes before the commencement of the test.
- The results presented are the mean of 3 measurements at each calibration point.

2. *Calibration Conditions:*

Air Temperature:	24.5 °C
Air Pressure:	1006 hPa
Relative Humidity:	68.2 %

3. *Calibration Equipment:*

	Type	Serial No.	Calibration Report Number	Traceable to
Multifunction Calibrator	B&K 4226	2288467	AV220061	HOKLAS

4. *Calibration Results*

Sound Pressure Level

Reference Sound Pressure Level

Setting of Unit-under-test (UUT)			Applied value		UUT Reading, dB	IEC 61672 Class 1 Specification, dB
Range, dB	Freq. Weighting	Time Weighting	Level, dB	Frequency, Hz		
25-123	dBA SPL	Fast	94	1000	94.0	±0.4

Linearity

Setting of Unit-under-test (UUT)			Applied value		UUT Reading, dB	IEC 61672 Class 1 Specification, dB
Range, dB	Freq. Weighting	Time Weighting	Level, dB	Frequency, Hz		
25-123	dBA SPL	Fast	94	1000	94.0	Ref
			104		104.0	±0.3
			114		114.0	±0.3

Time Weighting

Setting of Unit-under-test (UUT)			Applied value		UUT Reading, dB	IEC 61672 Class 1 Specification, dB
Range, dB	Freq. Weighting	Time Weighting	Level, dB	Frequency, Hz		
25-123	dBA SPL	Fast	94	1000	94.0	Ref
		Slow			94.0	±0.3

Room 422,Leader Industrial Centre,57-59 Au Pui Wan Street ,Fo Tan, Shatin,N.T.,Hong Kong
Tel: (852) 2668 3423 Fax:(852) 2668 6946
Homepage: http://www.aa-lab.com E-mail : inquiry@aa-lab.com

Frequency Response

Linear Response

Setting of Unit-under-test (UUT)			Applied value		UUT Reading, dB	IEC 61672 Class 1 Specification, dB
Range, dB	Freq. Weighting	Time Weighting	Level, dB	Frequency, Hz		
25-123	dB SPL	Fast	94	31.5	94.5	±2.0
				63	94.4	±1.5
				125	94.3	±1.5
				250	94.2	±1.4
				500	94.1	±1.4
				1000	94.0	Ref
				2000	93.5	±1.6
				4000	93.4	±1.6

A-weighting

Setting of Unit-under-test (UUT)			Applied value		UUT Reading, dB	IEC 61672 Class 1 Specification, dB
Range, dB	Freq. Weighting	Time Weighting	Level, dB	Frequency, Hz		
25-123	dBA SPL	Fast	94	31.5	55.2	-39.4 ±2.0
				63	68.3	-26.2 ±1.5
				125	78.2	-16.1 ±1.5
				250	85.6	-8.6 ±1.4
				500	90.9	-3.2 ±1.4
				1000	94.0	Ref
				2000	94.7	+1.2 ±1.6
				4000	94.4	+1.0 ±1.6

C-weighting

Setting of Unit-under-test (UUT)			Applied value		UUT Reading, dB	IEC 61672 Class 1 Specification, dB
Range, dB	Freq. Weighting	Time Weighting	Level, dB	Frequency, Hz		
25-123	dBC SPL	Fast	94	31.5	91.6	-3.0 ±2.0
				63	93.6	-0.8 ±1.5
				125	94.1	-0.2 ±1.5
				250	94.2	-0.0 ±1.4
				500	94.2	-0.0 ±1.4
				1000	94.0	Ref
				2000	93.4	-0.2 ±1.6
				4000	92.6	-0.8 ±1.6

Room 422,Leader Industrial Centre,57-59 Au Pui Wan Street ,Fo Tan, Shatin,N.T.,Hong Kong
Tel: (852) 2668 3423 Fax:(852) 2668 6946
Homepage: http://www.aa-lab.com E-mail : inquiry@aa-lab.com

ACOUSTICS AND AIR TESTING LABORATORY CO. LTD. (A+A)*L

5. *Calibration Results Applied*

The results apply to the particular unit-under-test only. All calibration points are within manufacture's specification as IEC 61672 Class 1.

Uncertainties of Applied Value:

94 dB	31.5 Hz	± 0.10
	63 Hz	± 0.05
	125 Hz	± 0.05
	250 Hz	± 0.05
	500 Hz	± 0.05
	1000 Hz	± 0.05
	2000 Hz	± 0.05
	4000 Hz	± 0.05
104 dB	1000 Hz	± 0.05
114 dB	1000 Hz	± 0.05

The uncertainties are evaluated for a 95% confidence level.

Note:
The values given in this certification only related to the values measured at the time of the calibration and any uncertainties quoted will not allow for the equipment long-term drift, variations with environmental changes, vibration and shock during transportation, overloading, mis-handling, or the capability of any other laboratory to repeat the calibration. (A+A)*L shall not be liable for any loss or damage resulting from the use of the equipment.

ACOUSTICS AND AIR TESTING LABORATORY CO. LTD. (A+A)*L

Room 422,Leader Industrial Centre,57-59 Au Pui Wan Street ,Fo Tan, Shatin,N.T.,Hong Kong
Tel: (852) 2668 3423 Fax:(852) 2668 6946
Homepage: http://www.aa-lab.com E-mail : inquiry@aa-lab.com

Certificate of Calibration

for

Description:	***Sound Level Meter***
Manufacturer:	***SVANTEK***
Type No.:	***SVAN 971 (Serial No.: C132260)***
Microphone:	***ACO 7052E (Serial No.: 85230)***
Preamplifier:	***SVANTEK SV-18 (Serial No.: C122483)***

Submitted by:

Customer:	*Acuity Sustainability Consulting Limited*
Address:	*Unit E, 12/F, Ford Glory Plaza,*
	Nos. 37-39 Wing Hong Street,
	Cheung Sha Wan, Kowloon, Hong Kong

Upon receipt for calibration, the instrument was found to be:

☑ **Within (31.5Hz – 8kHz)**
☐ **Outside**

the allowable tolerance.

The test equipment used for calibration are traceable to National Standards via:
- The Government of The Hong Kong Special Administrative Region Standard & Calibration Laboratory

Date of receipt: 21 December 2023

Date of calibration: 22 December 2023

Date of NEXT calibration: 21 December 2024

Calibrated by: _____
Calibration Technician

Certified by: _____
Mr. Ng Yan Wa
Laboratory Manager

Date of issue: **22 December 2023**

Certificate No.: APJ23-091-CC007

ACOUSTICS AND AIR TESTING LABORATORY CO. LTD. (A+A)*L

Room 422,Leader Industrial Centre,57-59 Au Pui Wan Street ,Fo Tan, Shatin,N.T.,Hong Kong
Tel: (852) 2668 3423 Fax:(852) 2668 6946
Homepage: http://www.aa-lab.com E-mail : inquiry@aa-lab.com

1. *Calibration Precaution:*

- The unit-under-test (UUT) was allowed to stabilize in the laboratory for over 24 hours, and switched on to warm up for over 10 minutes before the commencement of the test.
- The results presented are the mean of 3 measurements at each calibration point.

2. *Calibration Conditions:*

Air Temperature: 21.4 °C
Air Pressure: 1006 hPa
Relative Humidity: 24.7 %

3. *Calibration Equipment:*

	Type	Serial No.	Calibration Report Number	Traceable to
Multifunction Calibrator	B&K 4226	2288467	AV220061	HOKLAS

4. *Calibration Results*

Sound Pressure Level

Reference Sound Pressure Level

Setting of Unit-under-test (UUT)			Applied value		UUT Reading, dB	IEC 61672 Class 1 Specification, dB
Range, dB	Freq. Weighting	Time Weighting	Level, dB	Frequency, Hz		
25-124.8	dBA SPL	Fast	94	1000	94.0	±0.4

Linearity

Setting of Unit-under-test (UUT)			Applied value		UUT Reading, dB	IEC 61672 Class 1 Specification, dB
Range, dB	Freq. Weighting	Time Weighting	Level, dB	Frequency, Hz		
25-124.8	dBA SPL	Fast	94	1000	94.0	Ref
			104		104.0	±0.3
			114		114.0	±0.3

Time Weighting

Setting of Unit-under-test (UUT)			Applied value		UUT Reading, dB	IEC 61672 Class 1 Specification, dB
Range, dB	Freq. Weighting	Time Weighting	Level, dB	Frequency, Hz		
25-124.8	dBA SPL	Fast	94	1000	94.0	Ref
		Slow			94.0	±0.3

Room 422,Leader Industrial Centre,57-59 Au Pui Wan Street ,Fo Tan, Shatin,N.T.,Hong Kong
Tel: (852) 2668 3423 Fax:(852) 2668 6946
Homepage: http://www.aa-lab.com E-mail : inquiry@aa-lab.com

Frequency Response

Linear Response

Setting of Unit-under-test (UUT)			Applied value		UUT Reading, dB	IEC 61672 Class 1 Specification, dB
Range, dB	Freq. Weighting	Time Weighting	Level, dB	Frequency, Hz		
25-124.8	dB SPL	Fast	94	31.5	94.4	±2.0
				63	94.3	±1.5
				125	94.3	±1.5
				250	94.2	±1.4
				500	94.2	±1.4
				1000	94.0	Ref
				2000	94.0	±1.6
				4000	93.7	±1.6
				8000	90.9	+2.1; -3.1

A-weighting

Setting of Unit-under-test (UUT)			Applied value		UUT Reading, dB	IEC 61672 Class 1 Specification, dB
Range, dB	Freq. Weighting	Time Weighting	Level, dB	Frequency, Hz		
25-124.8	dBA SPL	Fast	94	31.5	54.8	-39.4 ±2.0
				63	68.0	-26.2 ±1.5
				125	78.0	-16.1 ±1.5
				250	85.4	-8.6 ±1.4
				500	90.8	-3.2 ±1.4
				1000	94.0	Ref
				2000	95.0	+1.2 ±1.6
				4000	94.5	+1.0 ±1.6
				8000	89.8	-1.1 +2.1; -3.1

C-weighting

Setting of Unit-under-test (UUT)			Applied value		UUT Reading, dB	IEC 61672 Class 1 Specification, dB
Range, dB	Freq. Weighting	Time Weighting	Level, dB	Frequency, Hz		
25-124.8	dBC SPL	Fast	94	31.5	91.3	-3.0 ±2.0
				63	93.4	-0.8 ±1.5
				125	93.9	-0.2 ±1.5
				250	94.0	-0.0 ±1.4
				500	94.1	-0.0 ±1.4
				1000	94.0	Ref
				2000	93.7	-0.2 ±1.6
				4000	92.7	-0.8 ±1.6
				8000	87.9	-3.0 +2.1; -3.1

ACOUSTICS AND AIR TESTING LABORATORY CO. LTD. (A+A)*L

Room 422,Leader Industrial Centre,57-59 Au Pui Wan Street ,Fo Tan, Shatin,N.T.,Hong Kong
Tel: (852) 2668 3423 Fax:(852) 2668 6946
Homepage: http://www.aa-lab.com E-mail : inquiry@aa-lab.com

5. *Calibration Results Applied*

The results apply to the particular unit-under-test only. All calibration points are within manufacture's specification as IEC 61672 Class 1.

Uncertainties of Applied Value:

94 dB	31.5 Hz	± 0.05
	63 Hz	± 0.10
	125 Hz	± 0.05
	250 Hz	± 0.10
	500 Hz	± 0.05
	1000 Hz	± 0.05
	2000 Hz	± 0.05
	4000 Hz	± 0.05
	8000 Hz	± 0.10
104 dB	1000 Hz	± 0.05
114 dB	1000 Hz	± 0.05

The uncertainties are evaluated for a 95% confidence level.

Note:
The values given in this certification only related to the values measured at the time of the calibration and any uncertainties quoted will not allow for the equipment long-term drift, variations with environmental changes, vibration and shock during transportation, overloading, mis-handling, or the capability of any other laboratory to repeat the calibration. (A+A)*L shall not be liable for any loss or damage resulting from the use of the equipment.

Room 422,Leader Industrial Centre,57-59 Au Pui Wan Street ,Fo Tan, Shatin,N.T.,Hong Kong
Tel: (852) 2668 3423 Fax:(852) 2668 6946
Homepage: http://www.aa-lab.com E-mail : inquiry@aa-lab.com

Certificate of Calibration

for

Description:	***Sound Level Meter***
Manufacturer:	***SVANTEK***
Type No.:	***SVAN 971 (Serial No.:C132261)***
Microphone:	***SV 7052E (Serial No.: 79778)***
Preamplifier:	***SVANTEK SV-18 (Serial No.:97276)***

Submitted by:

Customer:	*Acuity Sustainability Consulting Limited*
Address:	*Unit E, 12/F, Ford Glory Plaza,*
	Nos. 37-39 Wing Hong Street,
	Cheung Sha Wan, Kowloon, Hong Kong

Upon receipt for calibration, the instrument was found to be:

☑ **Within (31.5Hz – 4kHz)**
☐ **Outside**

the allowable tolerance.

The test equipment used for calibration are traceable to National Standards via:
- The Government of The Hong Kong Special Administrative Region Standard & Calibration Laboratory

Date of receipt: 19 October 2023

Date of calibration: 27 October 2023

Date of NEXT calibration: 26 October 2024

Calibrated by: _____
Calibration Technician

Certified by: _____
Mr. Ng Yan Wa
Laboratory Manager

Date of issue: *27* **October 2023**

Certificate No.: APJ23-091-CC006

ACOUSTICS AND AIR TESTING LABORATORY CO. LTD. (A+A)*L

Room 422,Leader Industrial Centre,57-59 Au Pui Wan Street ,Fo Tan, Shatin,N.T.,Hong Kong
Tel: (852) 2668 3423 Fax:(852) 2668 6946
Homepage: http://www.aa-lab.com E-mail : inquiry@aa-lab.com

1. *Calibration Precaution:*

- The unit-under-test (UUT) was allowed to stabilize in the laboratory for over 24 hours, and switched on to warm up for over 10 minutes before the commencement of the test.
- The results presented are the mean of 3 measurements at each calibration point.

2. *Calibration Conditions:*

Air Temperature: 22.6 °C
Air Pressure: 1016 hPa
Relative Humidity: 65.3 %

3. *Calibration Equipment:*

	Type	Serial No.	Calibration Report Number	Traceable to
Multifunction Calibrator	B&K 4226	2288467	AV220061	HOKLAS

4. *Calibration Results*

Sound Pressure Level

Reference Sound Pressure Level

Setting of Unit-under-test (UUT)			Applied value		UUT Reading, dB	IEC 61672 Class 1 Specification, dB
Range, dB	Freq. Weighting	Time Weighting	Level, dB	Frequency, Hz		
25-124.9	dBA SPL	Fast	94	1000	94.0	±0.4

Linearity

Setting of Unit-under-test (UUT)			Applied value		UUT Reading, dB	IEC 61672 Class 1 Specification, dB
Range, dB	Freq. Weighting	Time Weighting	Level, dB	Frequency, Hz		
25-124.9	dBA SPL	Fast	94	1000	94.0	Ref
			104		104.0	±0.3
			114		114.0	±0.3

Time Weighting

Setting of Unit-under-test (UUT)			Applied value		UUT Reading, dB	IEC 61672 Class 1 Specification, dB
Range, dB	Freq. Weighting	Time Weighting	Level, dB	Frequency, Hz		
25-124.9	dBA SPL	Fast	94	1000	94.0	Ref
		Slow			94.0	±0.3

Room 422,Leader Industrial Centre,57-59 Au Pui Wan Street ,Fo Tan, Shatin,N.T.,Hong Kong
Tel: (852) 2668 3423 Fax:(852) 2668 6946
Homepage: http://www.aa-lab.com E-mail : inquiry@aa-lab.com

Frequency Response

Linear Response

Setting of Unit-under-test (UUT)			Applied value		UUT Reading, dB	IEC 61672 Class 1 Specification, dB
Range, dB	Freq. Weighting	Time Weighting	Level, dB	Frequency, Hz		
25-124.9	dB SPL	Fast	94	31.5	94.4	±2.0
				63	94.3	±1.5
				125	94.2	±1.5
				250	94.1	±1.4
				500	94.1	±1.4
				1000	94.0	Ref
				2000	93.8	±1.6
				4000	93.3	±1.6

A-weighting

Setting of Unit-under-test (UUT)			Applied value		UUT Reading, dB	IEC 61672 Class 1 Specification, dB
Range, dB	Freq. Weighting	Time Weighting	Level, dB	Frequency, Hz		
25-124.9	dBA SPL	Fast	94	31.5	55.1	-39.4 ±2.0
				63	68.1	-26.2 ±1.5
				125	78.1	-16.1 ±1.5
				250	85.5	-8.6 ±1.4
				500	90.8	-3.2 ±1.4
				1000	94.0	Ref
				2000	95.0	+1.2 ±1.6
				4000	94.3	+1.0 ±1.6

C-weighting

Setting of Unit-under-test (UUT)			Applied value		UUT Reading, dB	IEC 61672 Class 1 Specification, dB
Range, dB	Freq. Weighting	Time Weighting	Level, dB	Frequency, Hz		
25-124.9	dBC SPL	Fast	94	31.5	91.4	-3.0 ±2.0
				63	93.4	-0.8 ±1.5
				125	94.0	-0.2 ±1.5
				250	94.1	-0.0 ±1.4
				500	94.1	-0.0 ±1.4
				1000	94.0	Ref
				2000	93.6	-0.2 ±1.6
				4000	92.5	-0.8 ±1.6

Room 422,Leader Industrial Centre,57-59 Au Pui Wan Street ,Fo Tan, Shatin,N.T.,Hong Kong
Tel: (852) 2668 3423 Fax:(852) 2668 6946
Homepage: http://www.aa-lab.com E-mail : inquiry@aa-lab.com

5. *Calibration Results Applied*

The results apply to the particular unit-under-test only. All calibration points are within manufacture's specification as IEC 61672 Class 1.

Uncertainties of Applied Value:

94 dB	31.5 Hz	± 0.10
	63 Hz	± 0.10
	125 Hz	± 0.05
	250 Hz	± 0.05
	500 Hz	± 0.05
	1000 Hz	± 0.05
	2000 Hz	± 0.05
	4000 Hz	± 0.05
104 dB	1000 Hz	± 0.05
114 dB	1000 Hz	± 0.05

The uncertainties are evaluated for a 95% confidence level.

Note:
The values given in this certification only related to the values measured at the time of the calibration and any uncertainties quoted will not allow for the equipment long-term drift, variations with environmental changes, vibration and shock during transportation, overloading, mis-handling, or the capability of any other laboratory to repeat the calibration. (A+A)*L shall not be liable for any loss or damage resulting from the use of the equipment.

Room 422,Leader Industrial Centre,57-59 Au Pui Wan Street ,Fo Tan, Shatin,N.T.,Hong Kong
Tel: (852) 2668 3423 Fax:(852) 2668 6946
Homepage: http://www.aa-lab.com E-mail : inquiry@aa-lab.com

Certificate of Calibration

for

Description:	***Sound Level Meter***
Manufacturer:	***SVANTEK***
Type No.:	***SVAN 971 (Serial No.:C119577)***
Microphone:	***ACO 7052E (Serial No.: 78090)***
Preamplifier:	***SVANTEK SV-18 (Serial No.:103808)***

Submitted by:

Customer:	*Acuity Sustainability Consulting Limited*
Address:	*Unit E, 12/F, Ford Glory Plaza,*
	Nos. 37-39 Wing Hong Street,
	Cheung Sha Wan, Kowloon, Hong Kong

Upon receipt for calibration, the instrument was found to be:

☑ **Within (31.5Hz – 8kHz)**
☐ **Outside**

the allowable tolerance.

The test equipment used for calibration are traceable to National Standards via:
- The Government of The Hong Kong Special Administrative Region Standard & Calibration Laboratory

Date of receipt: 19 October 2023

Date of calibration: 27 October 2023

Date of NEXT calibration: 26 October 2024

Calibrated by: _____
Calibration Technician

Certified by: _____
Mr. Ng Yan Wa
Laboratory Manager

Date of issue: *27* **October 2023**

Certificate No.: APJ23-091-CC004

ACOUSTICS AND AIR TESTING LABORATORY CO. LTD. (A+A)*L

Room 422,Leader Industrial Centre,57-59 Au Pui Wan Street ,Fo Tan, Shatin,N.T.,Hong Kong
Tel: (852) 2668 3423 Fax:(852) 2668 6946
Homepage: http://www.aa-lab.com E-mail : inquiry@aa-lab.com

1. *Calibration Precaution:*

- The unit-under-test (UUT) was allowed to stabilize in the laboratory for over 24 hours, and switched on to warm up for over 10 minutes before the commencement of the test.

- The results presented are the mean of 3 measurements at each calibration point.

2. *Calibration Conditions:*

Air Temperature: 24.5 °C
Air Pressure: 1013 hPa
Relative Humidity: 65.2 %

3. *Calibration Equipment:*

	Type	Serial No.	Calibration Report Number	Traceable to
Multifunction Calibrator	B&K 4226	2288467	AV220061	HOKLAS

4. *Calibration Results*

Sound Pressure Level

Reference Sound Pressure Level

Setting of Unit-under-test (UUT)			Applied value		UUT Reading, dB	IEC 61672 Class 1 Specification, dB
Range, dB	Freq. Weighting	Time Weighting	Level, dB	Frequency, Hz		
25-124.9	dBA SPL	Fast	94	1000	94.0	±0.4

Linearity

Setting of Unit-under-test (UUT)			Applied value		UUT Reading, dB	IEC 61672 Class 1 Specification, dB
Range, dB	Freq. Weighting	Time Weighting	Level, dB	Frequency, Hz		
25-124.9	dBA SPL	Fast	94	1000	94.0	Ref
			104		104.0	±0.3
			114		114.0	±0.3

Time Weighting

Setting of Unit-under-test (UUT)			Applied value		UUT Reading, dB	IEC 61672 Class 1 Specification, dB
Range, dB	Freq. Weighting	Time Weighting	Level, dB	Frequency, Hz		
25-124.9	dBA SPL	Fast	94	1000	94.0	Ref
		Slow			94.0	±0.3

Room 422,Leader Industrial Centre,57-59 Au Pui Wan Street ,Fo Tan, Shatin,N.T.,Hong Kong
Tel: (852) 2668 3423 Fax:(852) 2668 6946
Homepage: http://www.aa-lab.com E-mail : inquiry@aa-lab.com

Frequency Response

Linear Response

Setting of Unit-under-test (UUT)			Applied value		UUT Reading, dB	IEC 61672 Class 1 Specification, dB
Range, dB	Freq. Weighting	Time Weighting	Level, dB	Frequency, Hz		
25-124.9	dB SPL	Fast	94	31.5	94.3	±2.0
				63	94.2	±1.5
				125	94.1	±1.5
				250	94.1	±1.4
				500	94.1	±1.4
				1000	94.0	Ref
				2000	93.9	±1.6
				4000	93.4	±1.6
				8000	91.0	+2.1; -3.1

A-weighting

Setting of Unit-under-test (UUT)			Applied value		UUT Reading, dB	IEC 61672 Class 1 Specification, dB
Range, dB	Freq. Weighting	Time Weighting	Level, dB	Frequency, Hz		
25-124.9	dBA SPL	Fast	94	31.5	55.0	-39.4 ±2.0
				63	68.1	-26.2 ±1.5
				125	78.0	-16.1 ±1.5
				250	85.4	-8.6 ±1.4
				500	90.8	-3.2 ±1.4
				1000	94.0	Ref
				2000	95.0	+1.2 ±1.6
				4000	94.4	+1.0 ±1.6
				8000	90.0	-1.1 +2.1; -3.1

C-weighting

Setting of Unit-under-test (UUT)			Applied value		UUT Reading, dB	IEC 61672 Class 1 Specification, dB
Range, dB	Freq. Weighting	Time Weighting	Level, dB	Frequency, Hz		
25-124.9	dBC SPL	Fast	94	31.5	91.3	-3.0 ±2.0
				63	93.4	-0.8 ±1.5
				125	94.0	-0.2 ±1.5
				250	94.1	-0.0 ±1.4
				500	94.1	-0.0 ±1.4
				1000	94.0	Ref
				2000	93.7	-0.2 ±1.6
				4000	92.6	-0.8 ±1.6
				8000	88.1	-3.0 +2.1; -3.1

Room 422,Leader Industrial Centre,57-59 Au Pui Wan Street ,Fo Tan, Shatin,N.T.,Hong Kong
Tel: (852) 2668 3423 Fax:(852) 2668 6946
Homepage: http://www.aa-lab.com E-mail : inquiry@aa-lab.com

5. *Calibration Results Applied*

The results apply to the particular unit-under-test only. All calibration points are within manufacture's specification as IEC 61672 Class 1.

Uncertainties of Applied Value:

94 dB	31.5 Hz	± 0.10
	63 Hz	± 0.10
	125 Hz	± 0.05
	250 Hz	± 0.05
	500 Hz	± 0.05
	1000 Hz	± 0.05
	2000 Hz	± 0.05
	4000 Hz	± 0.05
	8000 Hz	± 0.10
104 dB	1000 Hz	± 0.05
114 dB	1000 Hz	± 0.05

The uncertainties are evaluated for a 95% confidence level.

Note:
The values given in this certification only related to the values measured at the time of the calibration and any uncertainties quoted will not allow for the equipment long-term drift, variations with environmental changes, vibration and shock during transportation, overloading, mis-handling, or the capability of any other laboratory to repeat the calibration. (A+A)*L shall not be liable for any loss or damage resulting from the use of the equipment.

Room 422,Leader Industrial Centre,57-59 Au Pui Wan Street ,Fo Tan, Shatin,N.T.,Hong Kong
Tel: (852) 2668 3423 Fax:(852) 2668 6946
Homepage: http://www.aa-lab.com E-mail : inquiry@aa-lab.com

Manufacturer Calibration Certificate

The sound level meter submitted for testing successfully completed the periodic tests of IEC 61672-3. All tests are traceable in accordance with ISO/IEC 17025.

No pattern approval is available for this sound level meter configuration.

Sound Level Meter

Manufacturer	NTi Audio		
Type	XL3	S/N	A3A-01220-F0
Firmware	V1.38		
Microphone Model	M2340		
Preamplifier	MA230	S/N	1831
Microphone Capsule	MC230A	S/N	A28677
Performance class			
Customer Inventory Nr.			

Customer

Date 03 September 2024

Certificate FL-24-126

Results **PASSED**
(for detailed report see next pages)

Operator

Markus Frick

NTi Audio AG • Im alten Riet 102, 9494 Schaan • Liechtenstein
info@nti-audio.com • www.nti-audio.com

NTi AUDIO

Measurement equipment

Test System

Model	NTi Audio FX100, S/No. 11094
Last Calibration	02 July 2024
Cal Certificate	NTI Cal #3393
Next Calibration	02 July 2025

Reference Microphone

Model	MTG MV203 S/N #2435, Mic Capsule MK202 S/No. #7313
Last Calibration	18 November 2022
Cal Certificate	DAkkS-000875
Next Calibration	17 November 2024

Sound Calibrator

Model	Norsonic 1251 S/No. #30930
Reference Level	114 dB
Calibration Frequency	1000 Hz
Last Calibration	08 December 2022
Cal Certificate	METAS #259-19602
Next Calibration	07 December 2024

Environmental conditions

Temperature	23 °C
Humidity	50 %
Pressure	965 hPa

Notes

- This calibration certificate documents the traceability to national standards, which realize the units of measurement according to the international Systems of Units (SI).

- The user is obliged to have the object recalibrated at appropriate intervals.
- This calibration certificate may not be reproduced other than in full except with the permission of the issuing laboratory. Calibration certificates without signature are not valid.
- All limits listed in this report are acceptance limits in accordance with IEC61672.
- The reported expanded uncertainty is based on a standard uncertainty multiplied by a coverage factor k=2, providing a level of confidence of approximately 95%. The uncertainty evaluation has been carried out in accordance with the regulations of the GUM.

NTi AUDIO

1. Indication at the calibration check frequency

The indication of the sound level meter at the calibration check frequency is checked by application of the sound calibrator and adjusted, if necessary, to indicate the required sound level for the environmental conditions under which the tests are performed. All levels in [dB].

Sensitivity before calibration	Sensitivity after calibration	Meas level	Limit -	Limit +	Uncert.	Status
42.8 mV/Pa	44.0 mV/Pa	114	113	115	0.2	Passed

2. Self-generated noise

2.1 Microphone cartridge installed

The self-generated noise is measured in the most-sensitive level range as a time-averaged sound pressure level with frequency-weighting A and an averaging time of 30 seconds. All levels in [dB].

Weight-ing	Meas level	Limit +	Uncert.	Status
A	16.2	19.0	0.1	Passed

2.2 Microphone cartridge replaced by the capsule replacement NTI-K65-15

The self-generated noise is measured in the most-sensitive level range as a time-averaged sound pressure level for all frequency-weightings and an averaging time of 30 seconds. All levels in [dB] referenced to S = 42 mV/Pa.

Weight-ing	Meas level	Limit +	Uncert.	Status
A	10.5	13.0	0.1	Passed
C	13.6	16.0	0.1	Passed
Z	21.4	24.0	0.1	Passed

3. Acoustic signal tests of a frequency weighting

The frequency weighting is tested for frequency-weighting A, using an acoustic test facility. The sound level meter is set to a fast time-weighted sound level in the reference level range. All levels in [dB].

Freq. [Hz]	Gen. level	Meas level	Dev	Limit -	Limit +	Uncert.	Status
125	70.0	69.4	-0.6	-1.0	1.0	0.4	Passed
250	77.1	77.2	0.1	-1.0	1.0	0.4	Passed
500	82.7	82.8	0.1	-1.0	1.0	0.4	Passed
1000	86.0	86.1	0.1	-0.7	0.7	0.4	Passed
2000	87.2	87.4	0.2	-1.0	1.0	0.4	Passed
4000	87.0	87.0	0.0	-1.0	1.0	0.4	Passed
8000	84.9	84.6	-0.3	-2.5	1.5	0.4	Passed

NTi AUDIO

4. Electric signal tests of frequency weightings

Frequency weightings are determined relative to the response at 1 kHz using steady sinusoidal electrical input signals. The sound level meter is set to display F-time-weighted sound level in the reference level range. All available frequency weightings provided in the sound level meter are verified. All levels in [dB].

4.1 A-Weighting

Freq. [Hz]	Gen. level	Meas level	Dev	Limit -	Limit +	Uncert.	Status
1000	80.0	80.0	0.0	-0.7	0.7	0.1	Passed
63	106.2	80.0	0.0	-1.0	1.0	0.1	Passed
125	96.1	80.0	0.0	-1.0	1.0	0.1	Passed
250	88.6	80.0	0.0	-1.0	1.0	0.1	Passed
500	83.2	80.0	0.0	-1.0	1.0	0.1	Passed
2000	78.8	80.0	0.0	-1.0	1.0	0.1	Passed
4000	79.0	79.9	-0.1	-1.0	1.0	0.1	Passed
8000	81.1	79.7	-0.3	-2.5	1.5	0.1	Passed
12500	84.3	79.4	-0.6	-2.5	1.5	0.1	Passed
16000	86.6	78.7	-1.3	-2.5	1.5	0.1	Passed

4.2 C-Weighting

Freq. [Hz]	Gen. level	Meas level	Dev	Limit -	Limit +	Uncert.	Status
1000	80.0	80.0	0.0	-0.7	0.7	0.1	Passed
63	80.8	79.9	-0.1	-1.0	1.0	0.1	Passed
125	80.2	80.0	0.0	-1.0	1.0	0.1	Passed
250	80.0	80.0	0.0	-1.0	1.0	0.1	Passed
500	80.0	80.0	0.0	-1.0	1.0	0.1	Passed
2000	80.2	80.0	0.0	-1.0	1.0	0.1	Passed
4000	80.8	79.8	-0.2	-1.0	1.0	0.1	Passed
8000	83.0	79.6	-0.4	-2.5	1.5	0.1	Passed
12500	86.2	79.3	-0.7	-2.5	1.5	0.1	Passed
16000	88.5	78.5	-1.5	-2.5	1.5	0.1	Passed

4.3 Z-Weighting

Freq. [Hz]	Gen. level	Meas level	Dev	Limit -	Limit +	Uncert.	Status
1000	80.0	80.0	0.0	-0.7	0.7	0.1	Passed
63	80.0	80.1	0.1	-1.0	1.0	0.1	Passed
125	80.0	80.0	0.0	-1.0	1.0	0.1	Passed
250	80.0	80.0	0.0	-1.0	1.0	0.1	Passed
500	80.0	80.0	0.0	-1.0	1.0	0.1	Passed
2000	80.0	80.0	0.0	-1.0	1.0	0.1	Passed
4000	80.0	80.0	0.0	-1.0	1.0	0.1	Passed
8000	80.0	79.9	-0.1	-2.5	1.5	0.1	Passed
12500	80.0	79.8	-0.2	-2.5	1.5	0.1	Passed
16000	80.0	79.9	-0.1	-2.5	1.5	0.1	Passed

5. Frequency and time weightings at 1kHz

While injecting a constant steady signal at the reference frequency of 1 kHz the F-time-weighted sound level, S-time-weighted sound level and time-averaged sound level are verified with frequency weighting A. Additionally the F-time-weighted sound level for frequency weightings C and Z is measured. The first measurement serves as reference and differences in the reading with respect to this first one are determined. All levels in [dB].

Level	Exp level	Meas level	Dev	Limit -	Limit +	Uncert.	Status
LAF	114.0	114.0	0.0	-0.7	0.7	0.1	Passed
LAS	114.0	113.8	-0.2	-0.7	0.7	0.1	Passed
LAeq	114.0	114.0	0.0	-0.7	0.7	0.1	Passed
LCF	114.0	114.0	0.0	-0.7	0.7	0.1	Passed
LCeq	114.0	114.0	0.0	-0.7	0.7	0.1	Passed
LZF	114.0	114.0	0.0	-0.7	0.7	0.1	Passed
LZeq	114.0	114.0	0.0	-0.7	0.7	0.1	Passed

6. Level linearity on the reference level range

The level linearity on the reference level range is determined by applying steady sinusoidal electrical signals at a frequency of 8 kHz with the sound level meter set for frequency-weighting A and fast time-weighting. All levels in [dB].

Exp abs level	Meas. level	Abs dev	Abs Limit -	Abs Limit +	Exp rel level	Rel dev	Rel Limit -	Rel Limit +	Uncert.	Status
114.0	114.0	0.0	-0.8	0.8	0.0	0.0	-0.3	0.3	0.1	Passed
119.0	119.0	0.0	-0.8	0.8	119.0	0.0	-0.3	0.3	0.1	Passed
124.0	124.0	0.0	-0.8	0.8	124.0	0.0	-0.3	0.3	0.1	Passed
129.0	129.0	0.0	-0.8	0.8	129.0	0.0	-0.3	0.3	0.1	Passed
134.0	134.0	0.0	-0.8	0.8	134.0	0.0	-0.3	0.3	0.1	Passed
135.0	135.0	0.0	-0.8	0.8	135.0	0.0	-0.3	0.3	0.1	Passed
136.0	136.0	0.0	-0.8	0.8	136.0	0.0	-0.3	0.3	0.1	Passed
114.0	114.0	0.0	-0.8	0.8	0.0	0.0	-0.3	0.3	0.1	Passed
109.0	109.0	0.0	-0.8	0.8	109.0	0.0	-0.3	0.3	0.1	Passed
104.0	104.0	0.0	-0.8	0.8	104.0	0.0	-0.3	0.3	0.1	Passed
99.0	99.0	0.0	-0.8	0.8	99.0	0.0	-0.3	0.3	0.1	Passed
94.0	94.0	0.0	-0.8	0.8	94.0	0.0	-0.3	0.3	0.1	Passed
89.0	89.0	0.0	-0.8	0.8	89.0	0.0	-0.3	0.3	0.1	Passed
84.0	84.0	0.0	-0.8	0.8	84.0	0.0	-0.3	0.3	0.1	Passed
79.0	79.0	0.0	-0.8	0.8	79.0	0.0	-0.3	0.3	0.1	Passed
74.0	74.0	0.0	-0.8	0.8	74.0	0.0	-0.3	0.3	0.1	Passed
69.0	69.0	0.0	-0.8	0.8	69.0	0.0	-0.3	0.3	0.1	Passed
64.0	64.0	0.0	-0.8	0.8	64.0	0.0	-0.3	0.3	0.1	Passed
59.0	59.0	0.0	-0.8	0.8	59.0	0.0	-0.3	0.3	0.1	Passed
54.0	54.0	0.0	-0.8	0.8	54.0	0.0	-0.3	0.3	0.1	Passed
49.0	49.0	0.0	-0.8	0.8	49.0	0.0	-0.3	0.3	0.1	Passed
44.0	44.0	0.0	-0.8	0.8	44.0	0.0	-0.3	0.3	0.1	Passed
39.0	39.0	0.0	-0.8	0.8	39.0	0.0	-0.3	0.3	0.1	Passed
34.0	34.0	0.0	-0.8	0.8	34.0	0.0	-0.3	0.3	0.1	Passed
29.0	29.0	0.0	-0.8	0.8	29.0	0.0	-0.3	0.3	0.1	Passed
28.0	28.0	0.0	-0.8	0.8	28.0	0.0	-0.3	0.3	0.1	Passed
27.0	27.1	0.1	-0.8	0.8	27.0	0.1	-0.3	0.3	0.1	Passed
26.0	26.1	0.1	-0.8	0.8	26.1	0.0	-0.3	0.3	0.1	Passed
25.0	25.1	0.1	-0.8	0.8	25.1	0.0	-0.3	0.3	0.1	Passed

7. Level linearity including the level range control

This test is not applicable for a single-range sound level meter.

8. Toneburst response

The response of the sound level meter to short-duration signals is tested on the reference level range with 4 kHz tonebursts that start and stop at zero crossings and are extracted from steady 4 kHz sinusoidal electrical input signals. The sound level meter is set for frequency weighting A. All levels in [dB].

The continuous signal level is 123 dB.

Burst signal	Burst duration [ms]	Exp level	Meas level	Dev	Limit -	Limit +	Uncert.	Status
LAF	200	122.0	121.9	-0.1	-0.5	0.5	0.2	Passed
LAF	2	105.0	104.8	-0.2	-1.5	1.0	0.2	Passed
LAF	0.25	96.0	95.6	-0.4	-3.0	1.0	0.2	Passed
LAS	200	115.6	115.5	-0.1	-0.5	0.5	0.2	Passed
LAS	2	96.0	95.9	-0.1	-3.0	1.0	0.2	Passed
LAeq10s	200	106.0	105.9	-0.1	-0.5	0.5	0.2	Passed
LAeq10s	2	86.0	85.9	-0.1	-0.5	0.5	0.2	Passed
LAeq10s	0.25	77.0	76.8	-0.2	-0.5	0.5	0.2	Passed

9. C-weighted peak sound level

The sound level meter is tested on the least-sensitive level range with fast time weighting and C frequency weighting. The test signals are a single complete cycle of an 8 kHz sinusoid starting and stopping at zero crossings and positive and negative half cycles of a 500 Hz sinusoid that also start and stop at zero crossings. All levels in [dB].

Burst signal	Source level	Exp LCp-LCF	Meas LCp-LCF	Dev	Limit -	Limit +	Uncert.	Status
8kHz	114.0	3.4	3.1	-0.3	-2.0	2.0	0.2	Passed
500Hz +	132.0	2.4	2.2	-0.2	-1.0	1.0	0.2	Passed
500Hz -	132.0	2.4	2.2	-0.2	-1.0	1.0	0.2	Passed

10. Overload Indication

Overload indication is tested on the least-sensitive level range with the sound level meter set to A-weighted, time-averaged sound level. Positive and negative one-half-cycle sinusoidal electrical signals at a frequency of 4 kHz are used. All levels in [dB].

Start level	OV +	OV -	Dev	Limit -	Limit +	Uncert.	Status
136.6	139.2	139.3	0.1	-1.5	1.5	0.3	Passed

Manufacturer Calibration Certificate

The sound level meter submitted for testing successfully completed the periodic tests of IEC 61672-3. All tests are traceable in accordance with ISO/IEC 17025.

No pattern approval is available for this sound level meter configuration.

Sound Level Meter

Manufacturer	NTi Audio		
Type	XL3	S/N	A3A-01229-F0
Firmware	V1.36		
Microphone Model	M2340		
Preamplifier	MA230	S/N	1794
Microphone Capsule	MC230A	S/N	A28290
Performance class			
Customer Inventory Nr.			

Customer

Date 25 July 2024

Certificate FL-24-115

Results **PASSED**
(for detailed report see next pages)

Operator

Markus Frick

NTi Audio AG • Im alten Riet 102, 9494 Schaan • Liechtenstein
info@nti-audio.com • www.nti-audio.com

NTi AUDIO

Measurement equipment

Test System

Model	NTi Audio FX100, S/No. 11094
Last Calibration	02 July 2024
Cal Certificate	NTI Cal #3393
Next Calibration	02 July 2025

Reference Microphone

Model	MTG MV203 S/N #2435, Mic Capsule MK202 S/No. #7313
Last Calibration	18 November 2022
Cal Certificate	DAkkS-000875
Next Calibration	17 November 2024

Sound Calibrator

Model	Norsonic 1251 S/No. #30930
Reference Level	114 dB
Calibration Frequency	1000 Hz
Last Calibration	08 December 2022
Cal Certificate	METAS #259-19602
Next Calibration	07 December 2024

Environmental conditions

Temperature	25.2 °C
Humidity	48 %
Pressure	965 hPa

Notes

- This calibration certificate documents the traceability to national standards, which realize the units of measurement according to the international Systems of Units (SI).
- The user is obliged to have the object recalibrated at appropriate intervals.
- This calibration certificate may not be reproduced other than in full except with the permission of the issuing laboratory. Calibration certificates without signature are not valid.
- All limits listed in this report are acceptance limits in accordance with IEC61672.
- The reported expanded uncertainty is based on a standard uncertainty multiplied by a coverage factor k=2, providing a level of confidence of approximately 95%. The uncertainty evaluation has been carried out in accordance with the regulations of the GUM.

NTi AUDIO

1. Indication at the calibration check frequency

The indication of the sound level meter at the calibration check frequency is checked by application of the sound calibrator and adjusted, if necessary, to indicate the required sound level for the environmental conditions under which the tests are performed. All levels in [dB].

Sensitivity before calibration	Sensitivity after calibration	Meas level	Limit -	Limit +	Uncert.	Status
42.9 mV/Pa	44.4 mV/Pa	114	113	115	0.2	Passed

2. Self-generated noise

2.1 Microphone cartridge installed

The self-generated noise is measured in the most-sensitive level range as a time-averaged sound pressure level with frequency-weighting A and an averaging time of 30 seconds. All levels in [dB].

Weight-ing	Meas level	Limit +	Uncert.	Status
A	16.0	19.0	0.1	Passed

2.2 Microphone cartridge replaced by the capsule replacement NTI-K65-15

The self-generated noise is measured in the most-sensitive level range as a time-averaged sound pressure level for all frequency-weightings and an averaging time of 30 seconds. All levels in [dB] referenced to S = 42 mV/Pa.

Weight-ing	Meas level	Limit +	Uncert.	Status
A	10.7	13.0	0.1	Passed
C	12.8	16.0	0.1	Passed
Z	18.6	24.0	0.1	Passed

3. Acoustic signal tests of a frequency weighting

The frequency weighting is tested for frequency-weighting A, using an acoustic test facility. The sound level meter is set to a fast time-weighted sound level in the reference level range. All levels in [dB].

Freq. [Hz]	Gen. level	Meas level	Dev	Limit -	Limit +	Uncert.	Status
125	70.0	69.6	-0.4	-1.0	1.0	0.4	Passed
250	77.1	77.0	-0.1	-1.0	1.0	0.4	Passed
500	82.7	82.7	0.0	-1.0	1.0	0.4	Passed
1000	86.0	86.1	0.1	-0.7	0.7	0.4	Passed
2000	87.2	87.4	0.2	-1.0	1.0	0.4	Passed
4000	87.0	87.1	0.1	-1.0	1.0	0.4	Passed
8000	84.8	84.9	0.1	-2.5	1.5	0.4	Passed

4. Electric signal tests of frequency weightings

Frequency weightings are determined relative to the response at 1 kHz using steady sinusoidal electrical input signals. The sound level meter is set to display F-time-weighted sound level in the reference level range. All available frequency weightings provided in the sound level meter are verified. All levels in [dB].

4.1 A-Weighting

Freq. [Hz]	Gen. level	Meas level	Dev	Limit -	Limit +	Uncert.	Status
1000	80.0	80.0	0.0	-0.7	0.7	0.1	Passed
63	106.2	80.0	0.0	-1.0	1.0	0.1	Passed
125	96.1	79.9	-0.1	-1.0	1.0	0.1	Passed
250	88.6	79.9	-0.1	-1.0	1.0	0.1	Passed
500	83.2	79.9	-0.1	-1.0	1.0	0.1	Passed
2000	78.8	80.0	0.0	-1.0	1.0	0.1	Passed
4000	79.0	79.9	-0.1	-1.0	1.0	0.1	Passed
8000	81.1	79.6	-0.4	-2.5	1.5	0.1	Passed
12500	84.3	79.3	-0.7	-2.5	1.5	0.1	Passed
16000	86.6	78.6	-1.4	-2.5	1.5	0.1	Passed

4.2 C-Weighting

Freq. [Hz]	Gen. level	Meas level	Dev	Limit -	Limit +	Uncert.	Status
1000	80.0	80.0	0.0	-0.7	0.7	0.1	Passed
63	80.8	80.0	0.0	-1.0	1.0	0.1	Passed
125	80.2	80.0	0.0	-1.0	1.0	0.1	Passed
250	80.0	80.0	0.0	-1.0	1.0	0.1	Passed
500	80.0	80.0	0.0	-1.0	1.0	0.1	Passed
2000	80.2	80.0	0.0	-1.0	1.0	0.1	Passed
4000	80.8	79.9	-0.1	-1.0	1.0	0.1	Passed
8000	83.0	79.6	-0.4	-2.5	1.5	0.1	Passed
12500	86.2	79.3	-0.7	-2.5	1.5	0.1	Passed
16000	88.5	78.6	-1.4	-2.5	1.5	0.1	Passed

4.3 Z-Weighting

Freq. [Hz]	Gen. level	Meas level	Dev	Limit -	Limit +	Uncert.	Status
1000	80.0	80.0	0.0	-0.7	0.7	0.1	Passed
63	80.0	79.9	-0.1	-1.0	1.0	0.1	Passed
125	80.0	80.0	0.0	-1.0	1.0	0.1	Passed
250	80.0	80.0	0.0	-1.0	1.0	0.1	Passed
500	80.0	80.0	0.0	-1.0	1.0	0.1	Passed
2000	80.0	79.9	-0.1	-1.0	1.0	0.1	Passed
4000	80.0	79.9	-0.1	-1.0	1.0	0.1	Passed
8000	80.0	79.8	-0.2	-2.5	1.5	0.1	Passed
12500	80.0	79.8	-0.2	-2.5	1.5	0.1	Passed
16000	80.0	79.8	-0.2	-2.5	1.5	0.1	Passed

NTi AUDIO

5. Frequency and time weightings at 1kHz

While injecting a constant steady signal at the reference frequency of 1 kHz the F-time-weighted sound level, S-time-weighted sound level and time-averaged sound level are verified with frequency weighting A. Additionally the F-time-weighted sound level for frequency weightings C and Z is measured. The first measurement serves as reference and differences in the reading with respect to this first one are determined. All levels in [dB].

Level	Exp level	Meas level	Dev	Limit -	Limit +	Uncert.	Status
LAF	114.0	114.0	0.0	-0.7	0.7	0.1	Passed
LAS	114.0	113.8	-0.2	-0.7	0.7	0.1	Passed
LAeq	114.0	114.0	0.0	-0.7	0.7	0.1	Passed
LCF	114.0	114.0	0.0	-0.7	0.7	0.1	Passed
LCeq	114.0	114.0	0.0	-0.7	0.7	0.1	Passed
LZF	114.0	114.0	0.0	-0.7	0.7	0.1	Passed
LZeq	114.0	114.0	0.0	-0.7	0.7	0.1	Passed

NTi AUDIO

6. Level linearity on the reference level range

The level linearity on the reference level range is determined by applying steady sinusoidal electrical signals at a frequency of 8 kHz with the sound level meter set for frequency-weighting A and fast time-weighting. All levels in [dB].

Exp abs level	Meas. level	Abs dev	Abs Limit -	Abs Limit +	Exp rel level	Rel dev	Rel Limit -	Rel Limit +	Uncert.	Status
114.0	114.0	0.0	-0.8	0.8	0.0	0.0	-0.3	0.3	0.1	Passed
119.0	119.0	0.0	-0.8	0.8	119.0	0.0	-0.3	0.3	0.1	Passed
124.0	124.0	0.0	-0.8	0.8	124.0	0.0	-0.3	0.3	0.1	Passed
129.0	129.0	0.0	-0.8	0.8	129.0	0.0	-0.3	0.3	0.1	Passed
134.0	134.1	0.1	-0.8	0.8	134.0	0.1	-0.3	0.3	0.1	Passed
135.0	135.1	0.1	-0.8	0.8	135.1	0.0	-0.3	0.3	0.1	Passed
136.0	136.1	0.1	-0.8	0.8	136.1	0.0	-0.3	0.3	0.1	Passed
114.0	114.0	0.0	-0.8	0.8	0.0	0.0	-0.3	0.3	0.1	Passed
109.0	109.0	0.0	-0.8	0.8	109.0	0.0	-0.3	0.3	0.1	Passed
104.0	104.0	0.0	-0.8	0.8	104.0	0.0	-0.3	0.3	0.1	Passed
99.0	99.0	0.0	-0.8	0.8	99.0	0.0	-0.3	0.3	0.1	Passed
94.0	94.0	0.0	-0.8	0.8	94.0	0.0	-0.3	0.3	0.1	Passed
89.0	89.0	0.0	-0.8	0.8	89.0	0.0	-0.3	0.3	0.1	Passed
84.0	84.0	0.0	-0.8	0.8	84.0	0.0	-0.3	0.3	0.1	Passed
79.0	79.0	0.0	-0.8	0.8	79.0	0.0	-0.3	0.3	0.1	Passed
74.0	74.0	0.0	-0.8	0.8	74.0	0.0	-0.3	0.3	0.1	Passed
69.0	69.0	0.0	-0.8	0.8	69.0	0.0	-0.3	0.3	0.1	Passed
64.0	64.0	0.0	-0.8	0.8	64.0	0.0	-0.3	0.3	0.1	Passed
59.0	59.0	0.0	-0.8	0.8	59.0	0.0	-0.3	0.3	0.1	Passed
54.0	54.0	0.0	-0.8	0.8	54.0	0.0	-0.3	0.3	0.1	Passed
49.0	49.0	0.0	-0.8	0.8	49.0	0.0	-0.3	0.3	0.1	Passed
44.0	44.0	0.0	-0.8	0.8	44.0	0.0	-0.3	0.3	0.1	Passed
39.0	39.0	0.0	-0.8	0.8	39.0	0.0	-0.3	0.3	0.1	Passed
34.0	34.0	0.0	-0.8	0.8	34.0	0.0	-0.3	0.3	0.1	Passed
29.0	29.0	0.0	-0.8	0.8	29.0	0.0	-0.3	0.3	0.1	Passed
28.0	28.0	0.0	-0.8	0.8	28.0	0.0	-0.3	0.3	0.1	Passed
27.0	27.1	0.1	-0.8	0.8	27.0	0.1	-0.3	0.3	0.1	Passed
26.0	26.1	0.1	-0.8	0.8	26.1	0.0	-0.3	0.3	0.1	Passed
25.0	25.1	0.1	-0.8	0.8	25.1	0.0	-0.3	0.3	0.1	Passed

7. Level linearity including the level range control

This test is not applicable for a single-range sound level meter.

8. Toneburst response

The response of the sound level meter to short-duration signals is tested on the reference level range with 4 kHz tonebursts that start and stop at zero crossings and are extracted from steady 4 kHz sinusoidal electrical input signals. The sound level meter is set for frequency weighting A. All levels in [dB].

The continuous signal level is 123 dB.

Burst signal	Burst duration [ms]	Exp level	Meas level	Dev	Limit -	Limit +	Uncert.	Status
LAF	200	122.0	121.9	-0.1	-0.5	0.5	0.2	Passed
LAF	2	105.0	104.7	-0.3	-1.5	1.0	0.2	Passed
LAF	0.25	96.0	95.6	-0.4	-3.0	1.0	0.2	Passed
LAS	200	115.6	115.5	-0.1	-0.5	0.5	0.2	Passed
LAS	2	96.0	95.9	-0.1	-3.0	1.0	0.2	Passed
LAeq10s	200	106.0	105.9	-0.1	-0.5	0.5	0.2	Passed
LAeq10s	2	86.0	85.9	-0.1	-0.5	0.5	0.2	Passed
LAeq10s	0.25	77.0	76.6	-0.4	-0.5	0.5	0.2	Passed

9. C-weighted peak sound level

The sound level meter is tested on the least-sensitive level range with fast time weighting and C frequency weighting. The test signals are a single complete cycle of an 8 kHz sinusoid starting and stopping at zero crossings and positive and negative half cycles of a 500 Hz sinusoid that also start and stop at zero crossings. All levels in [dB].

Burst signal	Source level	Exp LCp-LCF	Meas LCp-LCF	Dev	Limit -	Limit +	Uncert.	Status
8kHz	114.0	3.4	3.3	-0.1	-2.0	2.0	0.2	Passed
500Hz +	132.0	2.4	2.2	-0.2	-1.0	1.0	0.2	Passed
500Hz -	132.0	2.4	2.2	-0.2	-1.0	1.0	0.2	Passed

10. Overload Indication

Overload indication is tested on the least-sensitive level range with the sound level meter set to A-weighted, time-averaged sound level. Positive and negative one-half-cycle sinusoidal electrical signals at a frequency of 4 kHz are used. All levels in [dB].

Start level	OV +	OV -	Dev	Limit -	Limit +	Uncert.	Status
136.5	139.1	139.1	0.0	-1.5	1.5	0.3	Passed

Manufacturer Calibration Certificate

The sound level meter submitted for testing successfully completed the periodic tests of IEC 61672-3. All tests are traceable in accordance with ISO/IEC 17025.

No pattern approval is available for this sound level meter configuration.

Sound Level Meter

Manufacturer	NTi Audio		
Type	XL3	S/N	A3A-01230-F0
Firmware	V1.36		
Microphone Model	M2340		
Preamplifier	MA230	S/N	1797
Microphone Capsule	MC230A	S/N	A28287
Performance class			
Customer Inventory Nr.			

Customer

Date 25 July 2024

Certificate FL-24-114

Results **PASSED**
(for detailed report see next pages)

Operator

Markus Frick

NTi Audio AG • Im alten Riet 102, 9494 Schaan • Liechtenstein
info@nti-audio.com • www.nti-audio.com

Measurement equipment

Test System

Model	NTi Audio FX100, S/No. 11094
Last Calibration	02 July 2024
Cal Certificate	NTI Cal #3393
Next Calibration	02 July 2025

Reference Microphone

Model	MTG MV203 S/N #2435, Mic Capsule MK202 S/No. #7313
Last Calibration	18 November 2022
Cal Certificate	DAkkS-000875
Next Calibration	17 November 2024

Sound Calibrator

Model	Norsonic 1251 S/No. #30930
Reference Level	114 dB
Calibration Frequency	1000 Hz
Last Calibration	08 December 2022
Cal Certificate	METAS #259-19602
Next Calibration	07 December 2024

Environmental conditions

Temperature	23.6 °C
Humidity	53 %
Pressure	965 hPa

Notes

- This calibration certificate documents the traceability to national standards, which realize the units of measurement according to the international Systems of Units (SI).
- The user is obliged to have the object recalibrated at appropriate intervals.
- This calibration certificate may not be reproduced other than in full except with the permission of the issuing laboratory. Calibration certificates without signature are not valid.
- All limits listed in this report are acceptance limits in accordance with IEC61672.
- The reported expanded uncertainty is based on a standard uncertainty multiplied by a coverage factor k=2, providing a level of confidence of approximately 95%. The uncertainty evaluation has been carried out in accordance with the regulations of the GUM.

NTi AUDIO

1. Indication at the calibration check frequency

The indication of the sound level meter at the calibration check frequency is checked by application of the sound calibrator and adjusted, if necessary, to indicate the required sound level for the environmental conditions under which the tests are performed. All levels in [dB].

Sensitivity before calibration	Sensitivity after calibration	Meas level	Limit -	Limit +	Uncert.	Status
42.8 mV/Pa	42.9 mV/Pa	114	113	115	0.2	Passed

2. Self-generated noise

2.1 Microphone cartridge installed

The self-generated noise is measured in the most-sensitive level range as a time-averaged sound pressure level with frequency-weighting A and an averaging time of 30 seconds. All levels in [dB].

Weight-ing	Meas level	Limit +	Uncert.	Status
A	16.2	19.0	0.1	Passed

2.2 Microphone cartridge replaced by the capsule replacement NTI-K65-15

The self-generated noise is measured in the most-sensitive level range as a time-averaged sound pressure level for all frequency-weightings and an averaging time of 30 seconds. All levels in [dB] referenced to S = 42 mV/Pa.

Weight-ing	Meas level	Limit +	Uncert.	Status
A	10.7	13.0	0.1	Passed
C	12.7	16.0	0.1	Passed
Z	18.7	24.0	0.1	Passed

3. Acoustic signal tests of a frequency weighting

The frequency weighting is tested for frequency-weighting A, using an acoustic test facility. The sound level meter is set to a fast time-weighted sound level in the reference level range. All levels in [dB].

Freq. [Hz]	Gen. level	Meas level	Dev	Limit -	Limit +	Uncert.	Status
125	70.0	69.6	-0.4	-1.0	1.0	0.4	Passed
250	77.1	76.9	-0.2	-1.0	1.0	0.4	Passed
500	82.7	82.9	0.2	-1.0	1.0	0.4	Passed
1000	86.0	86.2	0.2	-0.7	0.7	0.4	Passed
2000	87.2	87.5	0.3	-1.0	1.0	0.4	Passed
4000	87.0	87.2	0.2	-1.0	1.0	0.4	Passed
8000	84.8	85.0	0.2	-2.5	1.5	0.4	Passed

4. Electric signal tests of frequency weightings

Frequency weightings are determined relative to the response at 1 kHz using steady sinusoidal electrical input signals. The sound level meter is set to display F-time-weighted sound level in the reference level range. All available frequency weightings provided in the sound level meter are verified. All levels in [dB].

4.1 A-Weighting

Freq. [Hz]	Gen. level	Meas level	Dev	Limit -	Limit +	Uncert.	Status
1000	80.0	80.0	0.0	-0.7	0.7	0.1	Passed
63	106.2	80.0	0.0	-1.0	1.0	0.1	Passed
125	96.1	79.9	-0.1	-1.0	1.0	0.1	Passed
250	88.6	79.9	-0.1	-1.0	1.0	0.1	Passed
500	83.2	79.9	-0.1	-1.0	1.0	0.1	Passed
2000	78.8	80.0	0.0	-1.0	1.0	0.1	Passed
4000	79.0	79.9	-0.1	-1.0	1.0	0.1	Passed
8000	81.1	79.6	-0.4	-2.5	1.5	0.1	Passed
12500	84.3	79.3	-0.7	-2.5	1.5	0.1	Passed
16000	86.6	78.6	-1.4	-2.5	1.5	0.1	Passed

4.2 C-Weighting

Freq. [Hz]	Gen. level	Meas level	Dev	Limit -	Limit +	Uncert.	Status
1000	80.0	80.0	0.0	-0.7	0.7	0.1	Passed
63	80.8	80.0	0.0	-1.0	1.0	0.1	Passed
125	80.2	80.0	0.0	-1.0	1.0	0.1	Passed
250	80.0	80.0	0.0	-1.0	1.0	0.1	Passed
500	80.0	80.0	0.0	-1.0	1.0	0.1	Passed
2000	80.2	80.0	0.0	-1.0	1.0	0.1	Passed
4000	80.8	79.9	-0.1	-1.0	1.0	0.1	Passed
8000	83.0	79.6	-0.4	-2.5	1.5	0.1	Passed
12500	86.2	79.3	-0.7	-2.5	1.5	0.1	Passed
16000	88.5	78.6	-1.4	-2.5	1.5	0.1	Passed

4.3 Z-Weighting

Freq. [Hz]	Gen. level	Meas level	Dev	Limit -	Limit +	Uncert.	Status
1000	80.0	80.0	0.0	-0.7	0.7	0.1	Passed
63	80.0	80.0	0.0	-1.0	1.0	0.1	Passed
125	80.0	80.1	0.1	-1.0	1.0	0.1	Passed
250	80.0	80.0	0.0	-1.0	1.0	0.1	Passed
500	80.0	80.1	0.1	-1.0	1.0	0.1	Passed
2000	80.0	80.0	0.0	-1.0	1.0	0.1	Passed
4000	80.0	80.0	0.0	-1.0	1.0	0.1	Passed
8000	80.0	79.9	-0.1	-2.5	1.5	0.1	Passed
12500	80.0	79.9	-0.1	-2.5	1.5	0.1	Passed
16000	80.0	79.9	-0.1	-2.5	1.5	0.1	Passed

NTi AUDIO

5. Frequency and time weightings at 1kHz

While injecting a constant steady signal at the reference frequency of 1 kHz the F-time-weighted sound level, S-time-weighted sound level and time-averaged sound level are verified with frequency weighting A. Additionally the F-time-weighted sound level for frequency weightings C and Z is measured. The first measurement serves as reference and differences in the reading with respect to this first one are determined. All levels in [dB].

Level	Exp level	Meas level	Dev	Limit -	Limit +	Uncert.	Status
LAF	114.0	114.0	0.0	-0.7	0.7	0.1	Passed
LAS	114.0	113.8	-0.2	-0.7	0.7	0.1	Passed
LAeq	114.0	114.0	0.0	-0.7	0.7	0.1	Passed
LCF	114.0	114.0	0.0	-0.7	0.7	0.1	Passed
LCeq	114.0	114.0	0.0	-0.7	0.7	0.1	Passed
LZF	114.0	114.0	0.0	-0.7	0.7	0.1	Passed
LZeq	114.0	114.0	0.0	-0.7	0.7	0.1	Passed

NTi AUDIO

6. Level linearity on the reference level range

The level linearity on the reference level range is determined by applying steady sinusoidal electrical signals at a frequency of 8 kHz with the sound level meter set for frequency-weighting A and fast time-weighting. All levels in [dB].

Exp abs level	Meas. level	Abs dev	Abs Limit -	Abs Limit +	Exp rel level	Rel dev	Rel Limit -	Rel Limit +	Uncert.	Status
114.0	114.0	0.0	-0.8	0.8	0.0	0.0	-0.3	0.3	0.1	Passed
119.0	119.0	0.0	-0.8	0.8	119.0	0.0	-0.3	0.3	0.1	Passed
124.0	124.0	0.0	-0.8	0.8	124.0	0.0	-0.3	0.3	0.1	Passed
129.0	129.0	0.0	-0.8	0.8	129.0	0.0	-0.3	0.3	0.1	Passed
134.0	134.0	0.0	-0.8	0.8	134.0	0.0	-0.3	0.3	0.1	Passed
135.0	135.0	0.0	-0.8	0.8	135.0	0.0	-0.3	0.3	0.1	Passed
136.0	136.0	0.0	-0.8	0.8	136.0	0.0	-0.3	0.3	0.1	Passed
114.0	114.0	0.0	-0.8	0.8	0.0	0.0	-0.3	0.3	0.1	Passed
109.0	109.0	0.0	-0.8	0.8	109.0	0.0	-0.3	0.3	0.1	Passed
104.0	104.0	0.0	-0.8	0.8	104.0	0.0	-0.3	0.3	0.1	Passed
99.0	99.0	0.0	-0.8	0.8	99.0	0.0	-0.3	0.3	0.1	Passed
94.0	94.0	0.0	-0.8	0.8	94.0	0.0	-0.3	0.3	0.1	Passed
89.0	89.0	0.0	-0.8	0.8	89.0	0.0	-0.3	0.3	0.1	Passed
84.0	84.0	0.0	-0.8	0.8	84.0	0.0	-0.3	0.3	0.1	Passed
79.0	79.0	0.0	-0.8	0.8	79.0	0.0	-0.3	0.3	0.1	Passed
74.0	74.0	0.0	-0.8	0.8	74.0	0.0	-0.3	0.3	0.1	Passed
69.0	69.0	0.0	-0.8	0.8	69.0	0.0	-0.3	0.3	0.1	Passed
64.0	64.0	0.0	-0.8	0.8	64.0	0.0	-0.3	0.3	0.1	Passed
59.0	59.0	0.0	-0.8	0.8	59.0	0.0	-0.3	0.3	0.1	Passed
54.0	54.0	0.0	-0.8	0.8	54.0	0.0	-0.3	0.3	0.1	Passed
49.0	49.0	0.0	-0.8	0.8	49.0	0.0	-0.3	0.3	0.1	Passed
44.0	44.0	0.0	-0.8	0.8	44.0	0.0	-0.3	0.3	0.1	Passed
39.0	39.0	0.0	-0.8	0.8	39.0	0.0	-0.3	0.3	0.1	Passed
34.0	34.0	0.0	-0.8	0.8	34.0	0.0	-0.3	0.3	0.1	Passed
29.0	29.1	0.1	-0.8	0.8	29.0	0.1	-0.3	0.3	0.1	Passed
28.0	28.0	0.0	-0.8	0.8	28.1	-0.1	-0.3	0.3	0.1	Passed
27.0	27.1	0.1	-0.8	0.8	27.0	0.1	-0.3	0.3	0.1	Passed
26.0	26.1	0.1	-0.8	0.8	26.1	0.0	-0.3	0.3	0.1	Passed
25.0	25.1	0.1	-0.8	0.8	25.1	0.0	-0.3	0.3	0.1	Passed

7. Level linearity including the level range control

This test is not applicable for a single-range sound level meter.

8. Toneburst response

The response of the sound level meter to short-duration signals is tested on the reference level range with 4 kHz tonebursts that start and stop at zero crossings and are extracted from steady 4 kHz sinusoidal electrical input signals. The sound level meter is set for frequency weighting A. All levels in [dB].

The continuous signal level is 123 dB.

Burst signal	Burst duration [ms]	Exp level	Meas level	Dev	Limit -	Limit +	Uncert.	Status
LAF	200	122.0	121.9	-0.1	-0.5	0.5	0.2	Passed
LAF	2	105.0	104.8	-0.2	-1.5	1.0	0.2	Passed
LAF	0.25	96.0	95.6	-0.4	-3.0	1.0	0.2	Passed
LAS	200	115.6	115.5	-0.1	-0.5	0.5	0.2	Passed
LAS	2	96.0	95.9	-0.1	-3.0	1.0	0.2	Passed
LAeq10s	200	106.0	105.8	-0.2	-0.5	0.5	0.2	Passed
LAeq10s	2	86.0	85.9	-0.1	-0.5	0.5	0.2	Passed
LAeq10s	0.25	77.0	76.8	-0.2	-0.5	0.5	0.2	Passed

9. C-weighted peak sound level

The sound level meter is tested on the least-sensitive level range with fast time weighting and C frequency weighting. The test signals are a single complete cycle of an 8 kHz sinusoid starting and stopping at zero crossings and positive and negative half cycles of a 500 Hz sinusoid that also start and stop at zero crossings. All levels in [dB].

Burst signal	Source level	Exp LCp-LCF	Meas LCp-LCF	Dev	Limit -	Limit +	Uncert.	Status
8kHz	114.0	3.4	3.2	-0.2	-2.0	2.0	0.2	Passed
500Hz +	132.0	2.4	2.2	-0.2	-1.0	1.0	0.2	Passed
500Hz -	132.0	2.4	2.2	-0.2	-1.0	1.0	0.2	Passed

10. Overload Indication

Overload indication is tested on the least-sensitive level range with the sound level meter set to A-weighted, time-averaged sound level. Positive and negative one-half-cycle sinusoidal electrical signals at a frequency of 4 kHz are used. All levels in [dB].

Start level	OV +	OV -	Dev	Limit -	Limit +	Uncert.	Status
136.8	139.4	139.5	0.1	-1.5	1.5	0.3	Passed

Manufacturer Calibration Certificate

The sound level meter submitted for testing successfully completed the periodic tests of IEC 61672-3. All tests are traceable in accordance with ISO/IEC 17025.

No pattern approval is available for this sound level meter configuration.

Sound Level Meter

Manufacturer	NTi Audio		
Type	XL3	S/N	A3A-01231-F0
Firmware	V1.38		
Microphone Model	M2340		
Preamplifier	MA230	S/N	1813
Microphone Capsule	MC230A	S/N	A28695
Performance class			
Customer Inventory Nr.			

Customer

Date 03 September 2024

Certificate FL-24-123

Results **PASSED**
(for detailed report see next pages)

Operator

Markus Frick

NTi Audio AG • Im alten Riet 102, 9494 Schaan • Liechtenstein
info@nti-audio.com • www.nti-audio.com

Measurement equipment

Test System

Model	NTi Audio FX100, S/No. 11094
Last Calibration	02 July 2024
Cal Certificate	NTI Cal #3393
Next Calibration	02 July 2025

Reference Microphone

Model	MTG MV203 S/N #2435, Mic Capsule MK202 S/No. #7313
Last Calibration	18 November 2022
Cal Certificate	DAkkS-000875
Next Calibration	17 November 2024

Sound Calibrator

Model	Norsonic 1251 S/No. #30930
Reference Level	114 dB
Calibration Frequency	1000 Hz
Last Calibration	08 December 2022
Cal Certificate	METAS #259-19602
Next Calibration	07 December 2024

Environmental conditions

Temperature	24.1 °C
Humidity	50 %
Pressure	966 hPa

Notes

- This calibration certificate documents the traceability to national standards, which realize the units of measurement according to the international Systems of Units (SI).

- The user is obliged to have the object recalibrated at appropriate intervals.
- This calibration certificate may not be reproduced other than in full except with the permission of the issuing laboratory. Calibration certificates without signature are not valid.
- All limits listed in this report are acceptance limits in accordance with IEC61672.
- The reported expanded uncertainty is based on a standard uncertainty multiplied by a coverage factor k=2, providing a level of confidence of approximately 95%. The uncertainty evaluation has been carried out in accordance with the regulations of the GUM.

1. Indication at the calibration check frequency

The indication of the sound level meter at the calibration check frequency is checked by application of the sound calibrator and adjusted, if necessary, to indicate the required sound level for the environmental conditions under which the tests are performed. All levels in [dB].

Sensitivity before calibration	Sensitivity after calibration	Meas level	Limit -	Limit +	Uncert.	Status
41.3 mV/Pa	42.9 mV/Pa	114	113	115	0.2	Passed

2. Self-generated noise

2.1 Microphone cartridge installed

The self-generated noise is measured in the most-sensitive level range as a time-averaged sound pressure level with frequency-weighting A and an averaging time of 30 seconds. All levels in [dB].

Weight-ing	Meas level	Limit +	Uncert.	Status
A	16.9	19.0	0.1	Passed

2.2 Microphone cartridge replaced by the capsule replacement NTI-K65-15

The self-generated noise is measured in the most-sensitive level range as a time-averaged sound pressure level for all frequency-weightings and an averaging time of 30 seconds. All levels in [dB] referenced to S = 42 mV/Pa.

Weight-ing	Meas level	Limit +	Uncert.	Status
A	10.6	13.0	0.1	Passed
C	12.9	16.0	0.1	Passed
Z	19.4	24.0	0.1	Passed

3. Acoustic signal tests of a frequency weighting

The frequency weighting is tested for frequency-weighting A, using an acoustic test facility. The sound level meter is set to a fast time-weighted sound level in the reference level range. All levels in [dB].

Freq. [Hz]	Gen. level	Meas level	Dev	Limit -	Limit +	Uncert.	Status
125	70.0	69.4	-0.6	-1.0	1.0	0.4	Passed
250	77.1	76.9	-0.2	-1.0	1.0	0.4	Passed
500	82.7	82.7	0.0	-1.0	1.0	0.4	Passed
1000	86.0	86.0	0.0	-0.7	0.7	0.4	Passed
2000	87.2	87.3	0.1	-1.0	1.0	0.4	Passed
4000	87.0	87.0	0.0	-1.0	1.0	0.4	Passed
8000	84.9	84.7	-0.2	-2.5	1.5	0.4	Passed

NTi AUDIO

4. Electric signal tests of frequency weightings

Frequency weightings are determined relative to the response at 1 kHz using steady sinusoidal electrical input signals. The sound level meter is set to display F-time-weighted sound level in the reference level range. All available frequency weightings provided in the sound level meter are verified. All levels in [dB].

4.1 A-Weighting

Freq. [Hz]	Gen. level	Meas level	Dev	Limit -	Limit +	Uncert.	Status
1000	80.0	80.0	0.0	-0.7	0.7	0.1	Passed
63	106.2	80.0	0.0	-1.0	1.0	0.1	Passed
125	96.1	79.9	-0.1	-1.0	1.0	0.1	Passed
250	88.6	79.9	-0.1	-1.0	1.0	0.1	Passed
500	83.2	79.9	-0.1	-1.0	1.0	0.1	Passed
2000	78.8	79.9	-0.1	-1.0	1.0	0.1	Passed
4000	79.0	79.8	-0.2	-1.0	1.0	0.1	Passed
8000	81.1	79.6	-0.4	-2.5	1.5	0.1	Passed
12500	84.3	79.3	-0.7	-2.5	1.5	0.1	Passed
16000	86.6	78.6	-1.4	-2.5	1.5	0.1	Passed

4.2 C-Weighting

Freq. [Hz]	Gen. level	Meas level	Dev	Limit -	Limit +	Uncert.	Status
1000	80.0	80.0	0.0	-0.7	0.7	0.1	Passed
63	80.8	79.9	-0.1	-1.0	1.0	0.1	Passed
125	80.2	80.0	0.0	-1.0	1.0	0.1	Passed
250	80.0	80.0	0.0	-1.0	1.0	0.1	Passed
500	80.0	80.0	0.0	-1.0	1.0	0.1	Passed
2000	80.2	80.0	0.0	-1.0	1.0	0.1	Passed
4000	80.8	79.8	-0.2	-1.0	1.0	0.1	Passed
8000	83.0	79.6	-0.4	-2.5	1.5	0.1	Passed
12500	86.2	79.3	-0.7	-2.5	1.5	0.1	Passed
16000	88.5	78.5	-1.5	-2.5	1.5	0.1	Passed

4.3 Z-Weighting

Freq. [Hz]	Gen. level	Meas level	Dev	Limit -	Limit +	Uncert.	Status
1000	80.0	80.0	0.0	-0.7	0.7	0.1	Passed
63	80.0	80.0	0.0	-1.0	1.0	0.1	Passed
125	80.0	80.0	0.0	-1.0	1.0	0.1	Passed
250	80.0	80.0	0.0	-1.0	1.0	0.1	Passed
500	80.0	80.0	0.0	-1.0	1.0	0.1	Passed
2000	80.0	80.0	0.0	-1.0	1.0	0.1	Passed
4000	80.0	80.0	0.0	-1.0	1.0	0.1	Passed
8000	80.0	79.9	-0.1	-2.5	1.5	0.1	Passed
12500	80.0	79.9	-0.1	-2.5	1.5	0.1	Passed
16000	80.0	79.9	-0.1	-2.5	1.5	0.1	Passed

5. Frequency and time weightings at 1kHz

While injecting a constant steady signal at the reference frequency of 1 kHz the F-time-weighted sound level, S-time-weighted sound level and time-averaged sound level are verified with frequency weighting A. Additionally the F-time-weighted sound level for frequency weightings C and Z is measured. The first measurement serves as reference and differences in the reading with respect to this first one are determined. All levels in [dB].

Level	Exp level	Meas level	Dev	Limit -	Limit +	Uncert.	Status
LAF	114.0	114.0	0.0	-0.7	0.7	0.1	Passed
LAS	114.0	113.8	-0.2	-0.7	0.7	0.1	Passed
LAeq	114.0	114.0	0.0	-0.7	0.7	0.1	Passed
LCF	114.0	114.0	0.0	-0.7	0.7	0.1	Passed
LCeq	114.0	114.0	0.0	-0.7	0.7	0.1	Passed
LZF	114.0	114.0	0.0	-0.7	0.7	0.1	Passed
LZeq	114.0	114.0	0.0	-0.7	0.7	0.1	Passed

6. Level linearity on the reference level range

The level linearity on the reference level range is determined by applying steady sinusoidal electrical signals at a frequency of 8 kHz with the sound level meter set for frequency-weighting A and fast time-weighting. All levels in [dB].

Exp abs level	Meas. level	Abs dev	Abs Limit -	Abs Limit +	Exp rel level	Rel dev	Rel Limit -	Rel Limit +	Uncert.	Status
114.0	114.0	0.0	-0.8	0.8	0.0	0.0	-0.3	0.3	0.1	Passed
119.0	119.0	0.0	-0.8	0.8	119.0	0.0	-0.3	0.3	0.1	Passed
124.0	124.0	0.0	-0.8	0.8	124.0	0.0	-0.3	0.3	0.1	Passed
129.0	129.0	0.0	-0.8	0.8	129.0	0.0	-0.3	0.3	0.1	Passed
134.0	134.0	0.0	-0.8	0.8	134.0	0.0	-0.3	0.3	0.1	Passed
135.0	135.0	0.0	-0.8	0.8	135.0	0.0	-0.3	0.3	0.1	Passed
136.0	136.0	0.0	-0.8	0.8	136.0	0.0	-0.3	0.3	0.1	Passed
114.0	114.0	0.0	-0.8	0.8	0.0	0.0	-0.3	0.3	0.1	Passed
109.0	109.0	0.0	-0.8	0.8	109.0	0.0	-0.3	0.3	0.1	Passed
104.0	104.0	0.0	-0.8	0.8	104.0	0.0	-0.3	0.3	0.1	Passed
99.0	99.0	0.0	-0.8	0.8	99.0	0.0	-0.3	0.3	0.1	Passed
94.0	94.0	0.0	-0.8	0.8	94.0	0.0	-0.3	0.3	0.1	Passed
89.0	89.0	0.0	-0.8	0.8	89.0	0.0	-0.3	0.3	0.1	Passed
84.0	84.0	0.0	-0.8	0.8	84.0	0.0	-0.3	0.3	0.1	Passed
79.0	79.0	0.0	-0.8	0.8	79.0	0.0	-0.3	0.3	0.1	Passed
74.0	74.0	0.0	-0.8	0.8	74.0	0.0	-0.3	0.3	0.1	Passed
69.0	69.0	0.0	-0.8	0.8	69.0	0.0	-0.3	0.3	0.1	Passed
64.0	64.0	0.0	-0.8	0.8	64.0	0.0	-0.3	0.3	0.1	Passed
59.0	59.0	0.0	-0.8	0.8	59.0	0.0	-0.3	0.3	0.1	Passed
54.0	54.0	0.0	-0.8	0.8	54.0	0.0	-0.3	0.3	0.1	Passed
49.0	49.0	0.0	-0.8	0.8	49.0	0.0	-0.3	0.3	0.1	Passed
44.0	44.0	0.0	-0.8	0.8	44.0	0.0	-0.3	0.3	0.1	Passed
39.0	39.0	0.0	-0.8	0.8	39.0	0.0	-0.3	0.3	0.1	Passed
34.0	34.0	0.0	-0.8	0.8	34.0	0.0	-0.3	0.3	0.1	Passed
29.0	29.0	0.0	-0.8	0.8	29.0	0.0	-0.3	0.3	0.1	Passed
28.0	28.1	0.1	-0.8	0.8	28.0	0.1	-0.3	0.3	0.1	Passed
27.0	27.1	0.1	-0.8	0.8	27.1	0.0	-0.3	0.3	0.1	Passed
26.0	26.1	0.1	-0.8	0.8	26.1	0.0	-0.3	0.3	0.1	Passed
25.0	25.1	0.1	-0.8	0.8	25.1	0.0	-0.3	0.3	0.1	Passed

7. Level linearity including the level range control

This test is not applicable for a single-range sound level meter.

8. Toneburst response

The response of the sound level meter to short-duration signals is tested on the reference level range with 4 kHz tonebursts that start and stop at zero crossings and are extracted from steady 4 kHz sinusoidal electrical input signals. The sound level meter is set for frequency weighting A. All levels in [dB].

The continuous signal level is 123 dB.

Burst signal	Burst duration [ms]	Exp level	Meas level	Dev	Limit -	Limit +	Uncert.	Status
LAF	200	122.0	121.9	-0.1	-0.5	0.5	0.2	Passed
LAF	2	105.0	104.8	-0.2	-1.5	1.0	0.2	Passed
LAF	0.25	96.0	95.6	-0.4	-3.0	1.0	0.2	Passed
LAS	200	115.6	115.5	-0.1	-0.5	0.5	0.2	Passed
LAS	2	96.0	95.9	-0.1	-3.0	1.0	0.2	Passed
LAeq10s	200	106.0	105.9	-0.1	-0.5	0.5	0.2	Passed
LAeq10s	2	86.0	85.9	-0.1	-0.5	0.5	0.2	Passed
LAeq10s	0.25	77.0	76.6	-0.4	-0.5	0.5	0.2	Passed

9. C-weighted peak sound level

The sound level meter is tested on the least-sensitive level range with fast time weighting and C frequency weighting. The test signals are a single complete cycle of an 8 kHz sinusoid starting and stopping at zero crossings and positive and negative half cycles of a 500 Hz sinusoid that also start and stop at zero crossings. All levels in [dB].

Burst signal	Source level	Exp LCp-LCF	Meas LCp-LCF	Dev	Limit -	Limit +	Uncert.	Status
8kHz	114.0	3.4	3.2	-0.2	-2.0	2.0	0.2	Passed
500Hz +	132.0	2.4	2.2	-0.2	-1.0	1.0	0.2	Passed
500Hz -	132.0	2.4	2.2	-0.2	-1.0	1.0	0.2	Passed

10. Overload Indication

Overload indication is tested on the least-sensitive level range with the sound level meter set to A-weighted, time-averaged sound level. Positive and negative one-half-cycle sinusoidal electrical signals at a frequency of 4 kHz are used. All levels in [dB].

Start level	OV +	OV -	Dev	Limit -	Limit +	Uncert.	Status
136.8	139.4	139.4	0.0	-1.5	1.5	0.3	Passed

Manufacturer Calibration Certificate

The sound level meter submitted for testing successfully completed the periodic tests of IEC 61672-3. All tests are traceable in accordance with ISO/IEC 17025.

No pattern approval is available for this sound level meter configuration.

Sound Level Meter

Manufacturer	NTi Audio		
Type	XL3	S/N	A3A-01235-F0
Firmware	V1.36		
Microphone Model	M2340		
Preamplifier	MA230	S/N	1796
Microphone Capsule	MC230A	S/N	A28288
Performance class			
Customer Inventory Nr.			

Customer

Date 25 July 2024

Certificate FL-24-116

Results **PASSED**
(for detailed report see next pages)

Operator

Markus Frick

NTi Audio AG • Im alten Riet 102, 9494 Schaan • Liechtenstein
info@nti-audio.com • www.nti-audio.com

Measurement equipment

Test System

Model	NTi Audio FX100, S/No. 11094
Last Calibration	02 July 2024
Cal Certificate	NTI Cal #3393
Next Calibration	02 July 2025

Reference Microphone

Model	MTG MV203 S/N #2435, Mic Capsule MK202 S/No. #7313
Last Calibration	18 November 2022
Cal Certificate	DAkkS-000875
Next Calibration	17 November 2024

Sound Calibrator

Model	Norsonic 1251 S/No. #30930
Reference Level	114 dB
Calibration Frequency	1000 Hz
Last Calibration	08 December 2022
Cal Certificate	METAS #259-19602
Next Calibration	07 December 2024

Environmental conditions

Temperature	25.6 °C
Humidity	48 %
Pressure	965 hPa

Notes

- This calibration certificate documents the traceability to national standards, which realize the units of measurement according to the international Systems of Units (SI).
- The user is obliged to have the object recalibrated at appropriate intervals.
- This calibration certificate may not be reproduced other than in full except with the permission of the issuing laboratory. Calibration certificates without signature are not valid.
- All limits listed in this report are acceptance limits in accordance with IEC61672.
- The reported expanded uncertainty is based on a standard uncertainty multiplied by a coverage factor k=2, providing a level of confidence of approximately 95%. The uncertainty evaluation has been carried out in accordance with the regulations of the GUM.

NTi AUDIO

1. Indication at the calibration check frequency

The indication of the sound level meter at the calibration check frequency is checked by application of the sound calibrator and adjusted, if necessary, to indicate the required sound level for the environmental conditions under which the tests are performed. All levels in [dB].

Sensitivity before calibration	Sensitivity after calibration	Meas level	Limit -	Limit +	Uncert.	Status
42.3 mV/Pa	43.6 mV/Pa	114	113	115	0.2	Passed

2. Self-generated noise

2.1 Microphone cartridge installed

The self-generated noise is measured in the most-sensitive level range as a time-averaged sound pressure level with frequency-weighting A and an averaging time of 30 seconds. All levels in [dB].

Weight-ing	Meas level	Limit +	Uncert.	Status
A	16.3	19.0	0.1	Passed

2.2 Microphone cartridge replaced by the capsule replacement NTI-K65-15

The self-generated noise is measured in the most-sensitive level range as a time-averaged sound pressure level for all frequency-weightings and an averaging time of 30 seconds. All levels in [dB] referenced to S = 42 mV/Pa.

Weight-ing	Meas level	Limit +	Uncert.	Status
A	10.7	13.0	0.1	Passed
C	12.8	16.0	0.1	Passed
Z	18.9	24.0	0.1	Passed

3. Acoustic signal tests of a frequency weighting

The frequency weighting is tested for frequency-weighting A, using an acoustic test facility. The sound level meter is set to a fast time-weighted sound level in the reference level range. All levels in [dB].

Freq. [Hz]	Gen. level	Meas level	Dev	Limit -	Limit +	Uncert.	Status
125	70.0	69.3	-0.7	-1.0	1.0	0.4	Passed
250	77.1	76.9	-0.2	-1.0	1.0	0.4	Passed
500	82.7	82.8	0.1	-1.0	1.0	0.4	Passed
1000	86.0	86.0	0.0	-0.7	0.7	0.4	Passed
2000	87.2	87.4	0.2	-1.0	1.0	0.4	Passed
4000	87.0	86.9	-0.1	-1.0	1.0	0.4	Passed
8000	84.9	84.9	0.0	-2.5	1.5	0.4	Passed

4. Electric signal tests of frequency weightings

Frequency weightings are determined relative to the response at 1 kHz using steady sinusoidal electrical input signals. The sound level meter is set to display F-time-weighted sound level in the reference level range. All available frequency weightings provided in the sound level meter are verified. All levels in [dB].

4.1 A-Weighting

Freq. [Hz]	Gen. level	Meas level	Dev	Limit -	Limit +	Uncert.	Status
1000	80.0	80.0	0.0	-0.7	0.7	0.1	Passed
63	106.2	80.0	0.0	-1.0	1.0	0.1	Passed
125	96.1	79.9	-0.1	-1.0	1.0	0.1	Passed
250	88.6	80.0	0.0	-1.0	1.0	0.1	Passed
500	83.2	80.0	0.0	-1.0	1.0	0.1	Passed
2000	78.8	80.0	0.0	-1.0	1.0	0.1	Passed
4000	79.0	79.9	-0.1	-1.0	1.0	0.1	Passed
8000	81.1	79.7	-0.3	-2.5	1.5	0.1	Passed
12500	84.3	79.4	-0.6	-2.5	1.5	0.1	Passed
16000	86.6	78.6	-1.4	-2.5	1.5	0.1	Passed

4.2 C-Weighting

Freq. [Hz]	Gen. level	Meas level	Dev	Limit -	Limit +	Uncert.	Status
1000	80.0	80.0	0.0	-0.7	0.7	0.1	Passed
63	80.8	80.1	0.1	-1.0	1.0	0.1	Passed
125	80.2	80.0	0.0	-1.0	1.0	0.1	Passed
250	80.0	80.0	0.0	-1.0	1.0	0.1	Passed
500	80.0	80.1	0.1	-1.0	1.0	0.1	Passed
2000	80.2	80.1	0.1	-1.0	1.0	0.1	Passed
4000	80.8	79.9	-0.1	-1.0	1.0	0.1	Passed
8000	83.0	79.7	-0.3	-2.5	1.5	0.1	Passed
12500	86.2	79.3	-0.7	-2.5	1.5	0.1	Passed
16000	88.5	78.6	-1.4	-2.5	1.5	0.1	Passed

4.3 Z-Weighting

Freq. [Hz]	Gen. level	Meas level	Dev	Limit -	Limit +	Uncert.	Status
1000	80.0	80.0	0.0	-0.7	0.7	0.1	Passed
63	80.0	80.0	0.0	-1.0	1.0	0.1	Passed
125	80.0	80.0	0.0	-1.0	1.0	0.1	Passed
250	80.0	80.0	0.0	-1.0	1.0	0.1	Passed
500	80.0	80.0	0.0	-1.0	1.0	0.1	Passed
2000	80.0	80.0	0.0	-1.0	1.0	0.1	Passed
4000	80.0	80.0	0.0	-1.0	1.0	0.1	Passed
8000	80.0	79.9	-0.1	-2.5	1.5	0.1	Passed
12500	80.0	79.8	-0.2	-2.5	1.5	0.1	Passed
16000	80.0	79.9	-0.1	-2.5	1.5	0.1	Passed

5. Frequency and time weightings at 1kHz

While injecting a constant steady signal at the reference frequency of 1 kHz the F-time-weighted sound level, S-time-weighted sound level and time-averaged sound level are verified with frequency weighting A. Additionally the F-time-weighted sound level for frequency weightings C and Z is measured. The first measurement serves as reference and differences in the reading with respect to this first one are determined. All levels in [dB].

Level	Exp level	Meas level	Dev	Limit -	Limit +	Uncert.	Status
LAF	114.0	114.0	0.0	-0.7	0.7	0.1	Passed
LAS	114.0	113.8	-0.2	-0.7	0.7	0.1	Passed
LAeq	114.0	114.0	0.0	-0.7	0.7	0.1	Passed
LCF	114.0	114.0	0.0	-0.7	0.7	0.1	Passed
LCeq	114.0	114.0	0.0	-0.7	0.7	0.1	Passed
LZF	114.0	114.0	0.0	-0.7	0.7	0.1	Passed
LZeq	114.0	114.0	0.0	-0.7	0.7	0.1	Passed

6. Level linearity on the reference level range

The level linearity on the reference level range is determined by applying steady sinusoidal electrical signals at a frequency of 8 kHz with the sound level meter set for frequency-weighting A and fast time-weighting. All levels in [dB].

Exp abs level	Meas. level	Abs dev	Abs Limit -	Abs Limit +	Exp rel level	Rel dev	Rel Limit -	Rel Limit +	Uncert.	Status
114.0	114.0	0.0	-0.8	0.8	0.0	0.0	-0.3	0.3	0.1	Passed
119.0	119.0	0.0	-0.8	0.8	119.0	0.0	-0.3	0.3	0.1	Passed
124.0	124.0	0.0	-0.8	0.8	124.0	0.0	-0.3	0.3	0.1	Passed
129.0	129.0	0.0	-0.8	0.8	129.0	0.0	-0.3	0.3	0.1	Passed
134.0	133.9	-0.1	-0.8	0.8	134.0	-0.1	-0.3	0.3	0.1	Passed
135.0	134.9	-0.1	-0.8	0.8	134.9	0.0	-0.3	0.3	0.1	Passed
136.0	135.9	-0.1	-0.8	0.8	135.9	0.0	-0.3	0.3	0.1	Passed
114.0	114.0	0.0	-0.8	0.8	0.0	0.0	-0.3	0.3	0.1	Passed
109.0	109.0	0.0	-0.8	0.8	109.0	0.0	-0.3	0.3	0.1	Passed
104.0	104.0	0.0	-0.8	0.8	104.0	0.0	-0.3	0.3	0.1	Passed
99.0	99.0	0.0	-0.8	0.8	99.0	0.0	-0.3	0.3	0.1	Passed
94.0	94.0	0.0	-0.8	0.8	94.0	0.0	-0.3	0.3	0.1	Passed
89.0	89.0	0.0	-0.8	0.8	89.0	0.0	-0.3	0.3	0.1	Passed
84.0	84.0	0.0	-0.8	0.8	84.0	0.0	-0.3	0.3	0.1	Passed
79.0	79.0	0.0	-0.8	0.8	79.0	0.0	-0.3	0.3	0.1	Passed
74.0	74.0	0.0	-0.8	0.8	74.0	0.0	-0.3	0.3	0.1	Passed
69.0	69.0	0.0	-0.8	0.8	69.0	0.0	-0.3	0.3	0.1	Passed
64.0	64.0	0.0	-0.8	0.8	64.0	0.0	-0.3	0.3	0.1	Passed
59.0	59.0	0.0	-0.8	0.8	59.0	0.0	-0.3	0.3	0.1	Passed
54.0	54.0	0.0	-0.8	0.8	54.0	0.0	-0.3	0.3	0.1	Passed
49.0	49.0	0.0	-0.8	0.8	49.0	0.0	-0.3	0.3	0.1	Passed
44.0	44.0	0.0	-0.8	0.8	44.0	0.0	-0.3	0.3	0.1	Passed
39.0	39.0	0.0	-0.8	0.8	39.0	0.0	-0.3	0.3	0.1	Passed
34.0	34.0	0.0	-0.8	0.8	34.0	0.0	-0.3	0.3	0.1	Passed
29.0	29.0	0.0	-0.8	0.8	29.0	0.0	-0.3	0.3	0.1	Passed
28.0	28.0	0.0	-0.8	0.8	28.0	0.0	-0.3	0.3	0.1	Passed
27.0	27.1	0.1	-0.8	0.8	27.0	0.1	-0.3	0.3	0.1	Passed
26.0	26.1	0.1	-0.8	0.8	26.1	0.0	-0.3	0.3	0.1	Passed
25.0	25.1	0.1	-0.8	0.8	25.1	0.0	-0.3	0.3	0.1	Passed

7. Level linearity including the level range control

This test is not applicable for a single-range sound level meter.

8. Toneburst response

The response of the sound level meter to short-duration signals is tested on the reference level range with 4 kHz tonebursts that start and stop at zero crossings and are extracted from steady 4 kHz sinusoidal electrical input signals. The sound level meter is set for frequency weighting A. All levels in [dB].

The continuous signal level is 123 dB.

Burst signal	Burst duration [ms]	Exp level	Meas level	Dev	Limit -	Limit +	Uncert.	Status
LAF	200	122.0	121.9	-0.1	-0.5	0.5	0.2	Passed
LAF	2	105.0	104.7	-0.3	-1.5	1.0	0.2	Passed
LAF	0.25	96.0	95.6	-0.4	-3.0	1.0	0.2	Passed
LAS	200	115.6	115.5	-0.1	-0.5	0.5	0.2	Passed
LAS	2	96.0	95.9	-0.1	-3.0	1.0	0.2	Passed
LAeq10s	200	106.0	105.9	-0.1	-0.5	0.5	0.2	Passed
LAeq10s	2	86.0	85.9	-0.1	-0.5	0.5	0.2	Passed
LAeq10s	0.25	77.0	76.8	-0.2	-0.5	0.5	0.2	Passed

9. C-weighted peak sound level

The sound level meter is tested on the least-sensitive level range with fast time weighting and C frequency weighting. The test signals are a single complete cycle of an 8 kHz sinusoid starting and stopping at zero crossings and positive and negative half cycles of a 500 Hz sinusoid that also start and stop at zero crossings. All levels in [dB].

Burst signal	Source level	Exp LCp-LCF	Meas LCp-LCF	Dev	Limit -	Limit +	Uncert.	Status
8kHz	114.0	3.4	3.2	-0.2	-2.0	2.0	0.2	Passed
500Hz +	132.0	2.4	2.2	-0.2	-1.0	1.0	0.2	Passed
500Hz -	132.0	2.4	2.2	-0.2	-1.0	1.0	0.2	Passed

10. Overload Indication

Overload indication is tested on the least-sensitive level range with the sound level meter set to A-weighted, time-averaged sound level. Positive and negative one-half-cycle sinusoidal electrical signals at a frequency of 4 kHz are used. All levels in [dB].

Start level	OV +	OV -	Dev	Limit -	Limit +	Uncert.	Status
136.7	139.4	139.4	0.0	-1.5	1.5	0.3	Passed

ACR

Certificate of Calibration

for

Description:	***Sound Level Calibrator***
Manufacturer:	***RION***
Type No.:	***NC-75***
Serial No.:	***35124530***

Submitted by:

Customer:	*Acuity Sustainability Consulting Limited*
Address:	*Unit E, 12/F, Ford Glory Plaza,*
	Nos. 37-39 Wing Hong Street,
	Cheung Sha Wan, Kowloon,
	Hong Kong

Upon receipt for calibration, the instrument was found to be:

☑ **Within**
☐ **Outside**

the allowable tolerance.

The test equipments used for calibration are traceable to National Standards via:
- The Government of The Hong Kong Special Administrative Region Standard & Calibration Laboratory

Date of receipt: 10 November 2023

Date of calibration: 17 November 2023

Date of NEXT calibration: 16 November 2024

Calibrated by: _____
Calibration Technician

Certified by: _____
Mr. Ng Yan Wa
Laboratory Manager

Date of issue: 17 November 2023

ACOUSTICS AND AIR TESTING LABORATORY CO. LTD. (A+A) *L

Room 422,Leader Industrial Centre,57-59 Au Pui Wan Street ,Fo Tan, Shatin,N.T.,Hong Kong
Tel: (852) 2668 3423 Fax:(852) 2668 6946
Homepage: http://www.aa-lab.com E-mail : inquiry@aa-lab.com

1. *Calibration Precautions:*

- The unit-under-test (UUT) was allowed to stabilize in the laboratory for over 24 hours, and switched on to warm up for over 10 minutes before the commencement of the test.
- The results presented are the mean of 3 measurements at each calibration point.

2. *Calibration Specifications:*

Calibration check

3. *Calibration Conditions:*

Air Temperature:	23.4 °C
Air Pressure:	1004 hPa
Relative Humidity:	24.4 %

4. *Calibration Equipment:*

Test Equipment	Type	Serial No.	Calibration Report Number	Traceable to
Multifunction Calibrator	B&K 4226	2288467	AV220061	HOKLAS
Sound Level Meter	RION NA-28	30721812	AV230128	HOKLAS

5. *Calibration Results*

5.1 Sound Pressure Level

Nominal value dB	Accept lower level dB	Accept upper level dB	Measured value dB
94.0	93.6	94.4	94.1

Note:
The values given in this certification only related to the values measured at the time of the calibration.

ACOUSTICS AND AIR TESTING LABORATORY CO. LTD. (A+A) *L

Room 422,Leader Industrial Centre,57-59 Au Pui Wan Street ,Fo Tan, Shatin,N.T.,Hong Kong
Tel: (852) 2668 3423 Fax:(852) 2668 6946
Homepage: http://www.aa-lab.com E-mail : inquiry@aa-lab.com

Certificate of Calibration

for

Description:	***Sound Level Calibrator***
Manufacturer:	***RION***
Type No.:	***NC-75***
Serial No.:	***34724245***

Submitted by:

Customer:	*Aurecon Hong Kong Limited*
Address:	*Unit 1608, 16/F, Tower B, Manulife Financial Centre,*
	223-231 Wai Yip Street, Kwun Tong,
	Kowloon, Hong Kong

Upon receipt for calibration, the instrument was found to be:

☑ **Within**
☐ **Outside**

the allowable tolerance.

The test equipments used for calibration are traceable to National Standards via:
- The Government of The Hong Kong Special Administrative Region Standard & Calibration Laboratory

Date of receipt: 22 July 2024

Date of calibration: 24 July 2024

Date of NEXT calibration: 23 July 2025

Calibrated by: _____
Calibration Technician

Certified by: _____
Mr. Ng Yan Wa
Laboratory Manager

ACOUSTICS AND AIR TESTING LABORATORY CO. LTD. (A+A) *L

Date of issue: **24 July 2024**

Room 422,Leader Industrial Centre,57-59 Au Pui Wan Street ,Fo Tan, Shatin,N.T.,Hong Kong
Tel: (852) 2668 3423 Fax:(852) 2668 6946
Homepage: http://www.aa-lab.com E-mail : inquiry@aa-lab.com

1. *Calibration Precautions:*

- The unit-under-test (UUT) was allowed to stabilize in the laboratory for over 24 hours, and switched on to warm up for over 10 minutes before the commencement of the test.
- The results presented are the mean of 3 measurements at each calibration point.

2. *Calibration Specifications:*

Calibration check

3. *Calibration Conditions:*

Air Temperature:	23.4 °C
Air Pressure:	1005 hPa
Relative Humidity:	56.7 %

4. *Calibration Equipment:*

Test Equipment	Type	Serial No.	Calibration Report Number	Traceable to
Multifunction Calibrator	B&K 4226	2288467	AV240081	HOKLAS
Sound Level Meter	RION NA-28	30721812	AV230128	HOKLAS

5. *Calibration Results*

5.1 Sound Pressure Level

Nominal value dB	Accept lower level dB	Accept upper level dB	Measured value dB
94.0	93.6	94.4	94.0

Note:
The values given in this certification only related to the values measured at the time of the calibration.

ACOUSTICS AND AIR TESTING LABORATORY CO. LTD. (A+A)*L

Room 422,Leader Industrial Centre,57-59 Au Pui Wan Street ,Fo Tan, Shatin,N.T.,Hong Kong
Tel: (852) 2668 3423 Fax:(852) 2668 6946
Homepage: http://www.aa-lab.com E-mail : inquiry@aa-lab.com

專業化驗有限公司
QUALITY PRO TEST-CONSULT LIMITED
Unit 10, 5/F, Wah Wai Centre, 38-40 Au Pui Wan St., Fotan, Hong Kong
Email: info@qualityprotest.com; Website: www.qualityprotest.com
Tel: (852) 3956 8717; Fax: (852) 3956 3928

REPORT OF EQUIPMENT PERFORMANCE CHECK/ CALIBRATION

Test Report No. : R-BD080044
Date of Issue : 16 August 2024
Page No. : 1 of 2

PART A - CUSTOMER INFORMATION

Acuity Sustainability Consulting Limited
Unit E, 12/F, Ford Glory Plaza 37-39 Wing Hong Street, Cheung Sha Wan, Kowloon, Hong Kong

PART B - SAMPLE INFORMATION

Name of Equipment :	YSI ProDSS Multi Parameters
Manufacturer :	YSI
Serial Number :	24G101659
Date of Received :	15 August 2024
Date of Calibration :	16 August 2024
Date of Next Calibration :	16 November 2024
Request No. :	D-BD080044

PART C - REFERENCE METHODS/ DOCUMENTS FOR THE CALIBRATION

Test Parameter	Reference Method
pH value	APHA 21e 4500-H^+ B
Temperature	Section 6 of international Accreditation New Zealand Technical Guide no. 3 Second edition March 2008: Working Thermometer Calibration Procedure
Salinity	APHA 21e 2520 B
Dissolved oxygen	APHA 23e 4500-O G (Membrane Electrode Method)
Oxidation-Reduction Potential	APHA 22e 2580 B
Turbidity	APHA 21e 2130 B (Nephelometric Method)

PART D - CALIBRATION RESULT

(1) pH value

Target (pH unit)	Display Reading (pH unit)	Tolerance	Result
4.00	3.96	-0.04	Satisfactory
7.42	7.32	-0.10	Satisfactory
10.01	9.95	-0.06	Satisfactory

Tolerance of pH value should be less than ± 0.2 (pH unit)

(2) Temperature

Reading of Ref. thermometer (°C)	Display Reading (°C)	Tolerance	Result
18.0	17.8	-0.2	Satisfactory
26.0	25.2	-0.8	Satisfactory
32.0	31.0	-1.0	Satisfactory

Tolerance of Temperature should be less than ± 2.0 (°C)

(3) Salinity

Expected Reading (g/L)	Display Reading (g/L)	Tolerance (%)	Result
10	9.75	-2.50	Satisfactory
20	19.76	-1.20	Satisfactory
30	29.92	-0.27	Satisfactory

Tolerance of Salinity should be less than ± 10.0 (%)

--- CONTINUED ON NEXT PAGE ---

AUTHORIZED SIGNATORY:

LEE Chun-ning
Assistant Manager

This report shall not be reproduced unless with prior written approval from this laboratory

專業化驗有限公司
QUALITY PRO TEST-CONSULT LIMITED
Unit 10, 5/F, Wah Wai Centre, 38-40 Au Pui Wan St., Fotan, Hong Kong
Email: info@qualityprotest.com; Website: www.qualityprotest.com
Tel: (852) 3956 8717; Fax: (852) 3956 3928

REPORT OF EQUIPMENT PERFORMANCE CHECK/ CALIBRATION

Test Report No. : R-BD080044
Date of Issue : 16 August 2024

(4) Dissolved oxygen

Expected Reading (mg/L)	Display Reading (mg/L)	Tolerance	Result
8.09	8.17	0.08	Satisfactory
7.53	7.97	0.44	Satisfactory
6.52	6.55	0.03	Satisfactory
0.72	1.05	0.33	Satisfactory

Tolerance of Dissolved oxygen should be less than ± 0.5 (mg/L)

(5) Oxidation-Reduction Potential

Expected Reading	Display Reading	Tolerance	Result
229	225.4	-3.6	Satisfactory

Tolerance of Oxidation-Reduction Potential should be less than ± 10.0 (mV)

(6) Turbidity

Expected Reading (NTU)	Display Reading (NTU)	Tolerance [a] (%)	Result
0	0.40	--	--
10	9.24	-7.6	Satisfactory
20	19.63	-1.9	Satisfactory
100	94.80	-5.2	Satisfactory
800	738.22	-7.7	Satisfactory

Tolerance of Turbidity should be less than ± 10.0 (%)

[a] For 0 NTU, Display Reading should be less than 1 NTU

Remark(s)

·The "Date of Next Calibration" is recommended according to best practice principals as practiced by QPT or quoted form relevant international standards.

·The results relate only to the calibrated equipment as received

·The performance of the equipment stated in this report is checked with independent reference material and results compared against a calibrated secondary source.

·"Displayed Reading" denotes the figure shown on item under calibration/ checking regardless of equipment precision or significant figures.

·The "Tolerance Limit" mentioned is the acceptance criteria applicable for similar equipment used by Quality Pro Test-Consult Ltd. or quoted form relevant international standards.

--- END OF REPORT ---

This report shall not be reproduced unless with prior written approval from this laboratory

專業化驗有限公司
QUALITY PRO TEST-CONSULT LIMITED
Unit 10, 5/F, Wah Wai Centre, 38-40 Au Pui Wan St., Fotan, Hong Kong
Email: info@qualityprotest.com; Website: www.qualityprotest.com
Tel: (852) 3956 8717; Fax: (852) 3956 3928

REPORT OF EQUIPMENT PERFORMANCE CHECK/ CALIBRATION

Test Report No. : R-BD080045
Date of Issue : 16 August 2024
Page No. : 1 of 2

PART A - CUSTOMER INFORMATION

Acuity Sustainability Consulting Limited
Unit E, 12/F, Ford Glory Plaza 37-39 Wing Hong Street, Cheung Sha Wan, Kowloon, Hong Kong

PART B - SAMPLE INFORMATION

Name of Equipment :	YSI ProDSS Multi Parameters
Manufacturer :	YSI
Serial Number :	24G101660
Date of Received :	15 August 2024
Date of Calibration :	16 August 2024
Date of Next Calibration :	16 November 2024
Request No. :	D-BD080045

PART C - REFERENCE METHODS/ DOCUMENTS FOR THE CALIBRATION

Test Parameter	Reference Method
pH value	APHA 21e 4500-H^+ B
Temperature	Section 6 of international Accreditation New Zealand Technical Guide no. 3 Second edition March 2008: Working Thermometer Calibration Procedure
Salinity	APHA 21e 2520 B
Dissolved oxygen	APHA 23e 4500-O G (Membrane Electrode Method)
Oxidation-Reduction Potential	APHA 22e 2580 B
Turbidity	APHA 21e 2130 B (Nephelometric Method)

PART D - CALIBRATION RESULT

(1) pH value

Target (pH unit)	Display Reading (pH unit)	Tolerance	Result
4.00	4.05	0.05	Satisfactory
7.42	7.41	-0.01	Satisfactory
10.01	10.00	-0.01	Satisfactory

Tolerance of pH value should be less than ± 0.2 (pH unit)

(2) Temperature

Reading of Ref. thermometer (°C)	Display Reading (°C)	Tolerance	Result
18.0	17.3	-0.7	Satisfactory
26.0	24.5	-1.5	Satisfactory
32.0	31.6	-0.4	Satisfactory

Tolerance of Temperature should be less than ± 2.0 (°C)

(3) Salinity

Expected Reading (g/L)	Display Reading (g/L)	Tolerance (%)	Result
10	10.73	7.30	Satisfactory
20	21.86	9.30	Satisfactory
30	32.09	6.97	Satisfactory

Tolerance of Salinity should be less than ± 10.0 (%)

--- CONTINUED ON NEXT PAGE ---

AUTHORIZED SIGNATORY:

LEE Chun-ning
Assistant Manager

This report shall not be reproduced unless with prior written approval from this laboratory

專業化驗有限公司
QUALITY PRO TEST-CONSULT LIMITED
Unit 10, 5/F, Wah Wai Centre, 38-40 Au Pui Wan St., Fotan, Hong Kong
Email: info@qualityprotest.com; Website: www.qualityprotest.com
Tel: (852) 3956 8717; Fax: (852) 3956 3928

REPORT OF EQUIPMENT PERFORMANCE CHECK/ CALIBRATION

Test Report No. : R-BD080045
Date of Issue : 16 August 2024

(4) Dissolved oxygen

Expected Reading (mg/L)	Display Reading (mg/L)	Tolerance	Result
8.09	8.18	0.09	Satisfactory
7.53	7.89	0.36	Satisfactory
6.52	6.27	-0.25	Satisfactory
1.92	1.57	-0.35	Satisfactory

Tolerance of Dissolved oxygen should be less than ± 0.5 (mg/L)

(5) Oxidation-Reduction Potential

Expected Reading	Display Reading	Tolerance	Result
229	224.5	-4.5	Satisfactory

Tolerance of Oxidation-Reduction Potential should be less than ± 10.0 (mV)

(6) Turbidity

Expected Reading (NTU)	Display Reading (NTU)	Tolerance [a] (%)	Result
0	0.59	--	--
10	10.27	2.7	Satisfactory
20	19.59	-2.1	Satisfactory
100	93.87	-6.1	Satisfactory
800	723.00	-9.6	Satisfactory

Tolerance of Turbidity should be less than ± 10.0 (%)

[a] For 0 NTU, Display Reading should be less than 1 NTU

Remark(s)

·The "Date of Next Calibration" is recommended according to best practice principals as practiced by QPT or quoted form relevant international standards.

·The results relate only to the calibrated equipment as received

·The performance of the equipment stated in this report is checked with independent reference material and results compared against a calibrated secondary source.

·"Displayed Reading" denotes the figure shown on item under calibration/ checking regardless of equipment precision or significant figures.

·The "Tolerance Limit" mentioned is the acceptance criteria applicable for similar equipment used by Quality Pro Test-Consult Ltd. or quoted form relevant international standards.

--- END OF REPORT ---

This report shall not be reproduced unless with prior written approval from this laboratory

Appendix 3 Baseline Monitoring Data

Appendix 3-1 Baseline Air Quality Monitoring Data

Summary of 1-hour Total Suspended Particulates ("1-hour TSP") Concentration (μg/m^3) at Location AM1

Date	Weather	Sampling Time (1)	Sampling Time (2)	Sampling Time (3)	Reading (1)	Reading (2)	Reading (3)	Average
					μg/m^3	μg/m^3	μg/m^3	μg/m^3
23/08/2024	Sunny	14:11	15:11	16:11	21	31	25	26
24/08/2024	Sunny	13:37	14:37	15:37	19	26	28	24
25/08/2024	Sunny	8:14	9:14	10:14	31	30	28	30
26/08/2024	Sunny	13:09	14:09	15:09	20	21	30	24
27/08/2024	Sunny	14:22	15:22	16:22	32	26	22	27
28/08/2024	Fine	9:03	10:03	11:03	15	20	16	17
29/08/2024	Fine	13:43	14:43	15:43	20	18	18	19
30/08/2024	Cloudy	13:19	14:19	15:19	28	18	25	24
31/08/2024	Cloudy	13:10	14:10	15:10	20	31	33	28
1/09/2024	Fine	8:47	9:47	10:47	28	26	21	25
2/09/2024	Fine	8:52	9:52	10:52	32	26	29	29
3/09/2024	Cloudy	9:00	10:00	11:00	24	28	29	27
4/09/2024	Fine	14:16	15:16	16:16	22	18	24	21
5/09/2024	Cloudy	14:32	15:32	16:32	24	20	21	22

TSP-1hr		
Average	Max.	Min.
24	33	15

Summary of 1-hour Total Suspended Particulates ("1-hour TSP") Concentration (μg/m^3) at Location AM2

Date	Weather	Sampling Time (1)	Sampling Time (2)	Sampling Time (3)	Reading (1)	Reading (2)	Reading (3)	Average
					μg/m^3	μg/m^3	μg/m^3	μg/m^3
23/08/2024	Sunny	14:06	15:06	16:06	40	27	29	32
24/08/2024	Sunny	13:42	14:42	15:42	21	24	33	26
25/08/2024	Sunny	8:22	9:22	10:22	26	26	25	26
26/08/2024	Sunny	13:16	14:16	15:16	29	22	27	26
27/08/2024	Sunny	14:39	15:39	16:39	20	43	27	30
28/08/2024	Fine	9:15	10:15	11:15	41	20	36	32
29/08/2024	Fine	14:00	15:00	16:00	33	21	24	26
30/08/2024	Cloudy	13:38	14:38	15:38	22	46	41	36
31/08/2024	Cloudy	13:20	14:20	15:20	33	40	44	39
1/09/2024	Fine	9:15	10:15	11:15	38	23	43	35
2/09/2024	Fine	9:11	10:11	11:11	41	27	32	33
3/09/2024	Cloudy	9:16	10:16	11:16	39	26	25	30
4/09/2024	Fine	14:30	15:30	16:30	41	30	39	37
5/09/2024	Cloudy	14:42	15:42	16:42	22	37	43	34

TSP-1hr		
Average	Max.	Min.
32	46	20

Summary of 1-hour Total Suspended Particulates ("1-hour TSP") Concentration (μg/m^3) at Location AM3

Date	Weather	Sampling Time (1)	Sampling Time (2)	Sampling Time (3)	Reading (1)	Reading (2)	Reading (3)	Average
					μg/m^3	μg/m^3	μg/m^3	μg/m^3
13/09/2024	Sunny	15:47	16:47	17:47	41	32	29	34
14/09/2024	Fine	8:06	9:06	10:06	32	27	29	29
15/09/2024	Sunny	8:47	9:47	10:47	46	52	56	51
16/09/2024	Cloudy	7:07	8:07	9:07	34	22	49	35
17/09/2024	Fine	8:30	9:30	10:30	35	32	50	39
18/09/2024	Fine	10:16	11:16	12:16	42	52	56	50
19/09/2024	Sunny	10:18	11:18	12:18	56	40	42	46
20/09/2024	Cloudy	13:41	14:41	15:41	31	47	34	37
21/09/2024	Cloudy	13:08	14:08	15:08	27	35	23	28
22/09/2024	Cloudy	13:19	14:19	15:19	22	19	29	23
23/09/2024	Cloudy	14:35	15:35	16:35	21	26	25	24
24/09/2024	Cloudy	13:43	14:43	15:43	29	25	23	26
25/09/2024	Fine	13:46	14:46	15:46	38	36	24	33
26/09/2024	Fine	13:41	14:41	15:41	37	28	35	33

TSP-1hr		
Average	Max.	Min.
35	56	19

Summary of 1-hour Total Suspended Particulates ("1-hour TSP") Concentration (μg/m^3) at Location AM4

Date	Weather	Sampling Time (1)	Sampling Time (2)	Sampling Time (3)	Reading (1)	Reading (2)	Reading (3)	Average
					μg/m^3	μg/m^3	μg/m^3	μg/m^3
13/09/2024	Sunny	14:22	15:22	16:22	38	40	31	36
14/09/2024	Fine	13:56	14:56	15:56	21	34	36	30
15/09/2024	Sunny	8:34	9:34	10:34	44	36	41	40
16/09/2024	Cloudy	13:20	14:20	15:20	26	18	24	23
17/09/2024	Fine	13:26	14:26	15:26	32	26	22	27
18/09/2024	Fine	13:23	14:23	15:23	25	35	28	29
19/09/2024	Sunny	13:36	14:36	15:36	48	35	46	43
20/09/2024	Cloudy	13:30	14:30	15:30	23	22	23	23
21/09/2024	Cloudy	13:08	14:08	15:08	29	24	27	27
22/09/2024	Cloudy	8:32	9:32	10:32	21	36	32	30
23/09/2024	Cloudy	8:35	9:35	10:35	17	19	22	19
24/09/2024	Cloudy	8:30	9:30	10:30	18	20	24	21
25/09/2024	Fine	8:22	9:22	10:22	22	29	26	26
26/09/2024	Fine	13:26	14:26	15:26	22	19	28	23

TSP-1hr		
Average	Max.	Min.
28	48	17

Summary of 1-hour Total Suspended Particulates ("1-hour TSP") Concentration (μg/m^3) at Location AM5

Date	Weather	Sampling Time (1)	Sampling Time (2)	Sampling Time (3)	Reading (1)	Reading (2)	Reading (3)	Average
					μg/m^3	μg/m^3	μg/m^3	μg/m^3
13/09/2024	Sunny	15:01	16:01	17:01	38	40	51	43
14/09/2024	Fine	8:13	9:13	10:13	42	37	35	38
15/09/2024	Sunny	8:24	9:24	10:24	49	45	39	44
16/09/2024	Cloudy	13:01	14:01	15:01	26	18	24	23
17/09/2024	Fine	13:04	14:04	15:04	22	12	22	19
18/09/2024	Fine	13:06	14:06	15:06	25	27	18	23
19/09/2024	Sunny	14:00	15:00	16:00	38	41	46	42
20/09/2024	Cloudy	13:06	14:06	15:06	26	29	35	30
21/09/2024	Cloudy	13:05	14:05	15:05	22	27	25	25
22/09/2024	Cloudy	14:21	15:21	16:21	24	33	29	29
23/09/2024	Cloudy	15:59	16:59	17:59	25	61	38	41
24/09/2024	Cloudy	13:53	14:53	15:53	25	29	37	30
25/09/2024	Fine	15:20	16:20	17:20	48	44	45	46
26/09/2024	Fine	13:31	14:31	15:31	40	52	49	47

TSP-1hr		
Average	Max.	Min.
34	61	12

Summary of 1-hour Total Suspended Particulates ("1-hour TSP") Concentration (μg/m^3) at Location AM6

Date	Weather	Sampling Time (1)	Sampling Time (2)	Sampling Time (3)	Reading (1)	Reading (2)	Reading (3)	Average
					μg/m^3	μg/m^3	μg/m^3	μg/m^3
13/09/2024	Sunny	14:58	15:58	16:58	37	32	29	33
14/09/2024	Fine	8:06	9:06	10:06	24	26	21	24
15/09/2024	Sunny	8:12	9:12	10:12	43	38	34	38
16/09/2024	Cloudy	13:13	14:13	15:13	28	34	25	29
17/09/2024	Fine	13:15	14:15	15:15	23	26	29	26
18/09/2024	Fine	15:49	16:49	17:49	21	26	22	23
19/09/2024	Sunny	15:22	16:22	17:22	39	42	46	42
20/09/2024	Cloudy	13:22	14:22	15:22	31	25	28	28
21/09/2024	Cloudy	13:09	14:09	15:09	27	25	21	24
22/09/2024	Cloudy	14:02	15:02	16:02	24	31	29	28
23/09/2024	Cloudy	15:57	16:57	17:57	22	29	24	25
24/09/2024	Cloudy	13:31	14:31	15:31	30	28	34	31
25/09/2024	Fine	14:11	15:11	16:11	41	45	43	43
26/09/2024	Fine	15:36	16:36	17:36	49	46	54	50

TSP-1hr		
Average	Max.	Min.
32	54	21

Summary of 1-hour Total Suspended Particulates ("1-hour TSP") Concentration (μg/m^3) at Location AM7

Date	Weather	Sampling Time (1)	Sampling Time (2)	Sampling Time (3)	Reading (1)	Reading (2)	Reading (3)	Average
					μg/m^3	μg/m^3	μg/m^3	μg/m^3
23/08/2024	Sunny	14:32	15:32	16:32	42	45	52	46
24/08/2024	Sunny	14:19	15:19	16:19	59	67	54	60
25/08/2024	Sunny	8:49	9:49	10:49	42	57	37	45
26/08/2024	Sunny	13:54	14:54	15:54	49	66	34	50
27/08/2024	Sunny	15:12	16:12	17:12	62	56	66	61
28/08/2024	Fine	9:48	10:48	11:48	43	42	36	40
29/08/2024	Fine	14:37	15:37	16:37	64	58	67	63
30/08/2024	Cloudy	14:04	15:04	16:04	38	66	45	50
31/08/2024	Cloudy	13:56	14:56	15:56	34	46	46	42
1/09/2024	Fine	9:57	10:57	11:57	64	54	39	52
2/09/2024	Fine	9:58	10:58	11:58	42	42	44	43
3/09/2024	Cloudy	9:51	10:51	11:51	50	36	37	41
4/09/2024	Fine	14:52	15:52	16:52	46	60	53	53
5/09/2024	Cloudy	15:05	16:05	17:05	34	44	60	46

TSP-1hr		
Average	Max.	Min.
49	67	34

Summary of 1-hour Total Suspended Particulates ("1-hour TSP") Concentration (μg/m^3) at Location AM8a

Date	Weather	Sampling Time (1)	Sampling Time (2)	Sampling Time (3)	Reading (1)	Reading (2)	Reading (3)	Average
					μg/m^3	μg/m^3	μg/m^3	μg/m^3
13/09/2024	Sunny	15:17	16:17	17:17	33	25	26	28
14/09/2024	Fine	13:43	14:43	15:43	29	22	27	26
15/09/2024	Sunny	14:28	15:28	16:28	19	26	20	22
16/09/2024	Cloudy	13:15	14:15	15:15	21	17	15	18
17/09/2024	Fine	13:18	14:18	15:18	24	22	19	22
18/09/2024	Fine	13:32	14:32	15:32	21	27	24	24
19/09/2024	Sunny	14:30	15:30	16:30	31	30	38	33
20/09/2024	Cloudy	13:55	14:55	15:55	22	26	18	22
21/09/2024	Cloudy	13:59	14:59	15:59	16	13	15	15
22/09/2024	Cloudy	14:32	15:32	16:32	19	21	24	21
23/09/2024	Cloudy	13:55	14:55	15:55	23	28	17	23
24/09/2024	Cloudy	13:09	14:09	15:09	27	35	26	29
25/09/2024	Fine	13:52	14:52	15:52	29	41	38	36
26/09/2024	Fine	14:03	15:03	16:03	39	54	50	48

TSP-1hr		
Average	Max.	Min.
26	54	13

Summary of 1-hour Total Suspended Particulates ("1-hour TSP") Concentration (μg/m^3) at Location AM9

Date	Weather	Sampling Time (1)	Sampling Time (2)	Sampling Time (3)	Reading (1)	Reading (2)	Reading (3)	Average
					μg/m^3	μg/m^3	μg/m^3	μg/m^3
23/08/2024	Sunny	15:03	16:03	17:03	50	59	46	52
24/08/2024	Sunny	14:38	15:38	16:38	54	47	51	51
25/08/2024	Sunny	8:56	9:56	10:56	61	58	51	57
26/08/2024	Sunny	14:13	15:13	16:13	51	57	56	55
27/08/2024	Sunny	15:31	16:31	17:31	35	41	47	41
28/08/2024	Fine	10:00	11:00	12:00	38	33	24	32
29/08/2024	Fine	14:52	15:52	16:52	30	42	48	40
30/08/2024	Cloudy	14:13	15:13	16:13	45	52	42	46
31/08/2024	Cloudy	14:15	15:15	16:15	29	27	34	30
1/09/2024	Fine	10:12	11:12	12:12	24	33	29	29
2/09/2024	Fine	10:22	11:22	12:22	37	30	32	33
3/09/2024	Cloudy	10:09	11:09	12:09	20	36	24	27
4/09/2024	Fine	15:08	16:08	17:08	35	31	39	35
5/09/2024	Cloudy	15:20	16:20	17:20	31	25	24	27

TSP-1hr		
Average	Max.	Min.
39	61	20

Summary of 1-hour Total Suspended Particulates ("1-hour TSP") Concentration (μg/m^3) at Location AM10

Date	Weather	Sampling Time (1)	Sampling Time (2)	Sampling Time (3)	Reading (1)	Reading (2)	Reading (3)	Average
					μg/m^3	μg/m^3	μg/m^3	μg/m^3
13/09/2024	Sunny	15:37	16:37	17:37	33	36	46	38
14/09/2024	Fine	13:52	14:52	15:52	22	31	26	26
15/09/2024	Sunny	8:20	9:20	10:20	39	43	47	43
16/09/2024	Cloudy	13:16	14:16	15:16	20	21	24	22
17/09/2024	Fine	15:24	16:24	17:24	27	29	40	32
18/09/2024	Fine	14:19	15:19	16:19	32	37	45	38
19/09/2024	Sunny	13:15	14:15	15:15	46	50	52	49
20/09/2024	Cloudy	13:53	14:53	15:53	22	29	27	26
21/09/2024	Cloudy	14:01	15:01	16:01	28	26	17	24
22/09/2024	Cloudy	15:36	16:36	17:36	19	23	27	23
23/09/2024	Cloudy	13:15	14:15	15:15	21	23	26	23
24/09/2024	Cloudy	14:10	15:10	16:10	29	21	27	26
25/09/2024	Fine	13:13	14:13	15:13	35	38	32	35
26/09/2024	Fine	13:19	14:19	15:19	39	46	43	43

TSP-1hr		
Average	Max.	Min.
32	52	17

Summary of 1-hour Total Suspended Particulates ("1-hour TSP") Concentration (μg/m^3) at Location AM11

Date	Weather	Sampling Time (1)	Sampling Time (2)	Sampling Time (3)	Reading (1)	Reading (2)	Reading (3)	Average
					μg/m^3	μg/m^3	μg/m^3	μg/m^3
13/09/2024	Sunny	13:06	14:06	15:06	41	46	52	46
14/09/2024	Fine	13:11	14:11	15:11	35	28	33	32
15/09/2024	Sunny	15:02	16:02	17:02	59	52	54	55
16/09/2024	Cloudy	8:16	9:16	10:16	29	37	25	30
17/09/2024	Fine	8:19	9:19	10:19	31	43	49	41
18/09/2024	Fine	8:23	9:23	10:23	32	45	40	39
19/09/2024	Sunny	7:27	8:27	9:27	51	60	59	57
20/09/2024	Cloudy	7:22	8:22	9:22	39	26	22	29
21/09/2024	Cloudy	8:31	9:31	10:31	31	35	38	35
22/09/2024	Cloudy	13:15	14:15	15:15	27	22	29	26
23/09/2024	Cloudy	8:36	9:36	10:36	22	40	37	33
24/09/2024	Cloudy	8:03	9:03	10:03	26	37	32	32
25/09/2024	Fine	8:08	9:08	10:08	48	44	55	49
26/09/2024	Fine	8:12	9:12	10:12	46	51	48	48

TSP-1hr		
Average	Max.	Min.
39	60	22

Summary of 1-hour Total Suspended Particulates ("1-hour TSP") Concentration (μg/m^3) at Location AM12

Date	Weather	Sampling Time (1)	Sampling Time (2)	Sampling Time (3)	Reading (1)	Reading (2)	Reading (3)	Average
					μg/m^3	μg/m^3	μg/m^3	μg/m^3
13/09/2024	Sunny	13:27	14:27	15:27	47	39	36	41
14/09/2024	Fine	8:32	9:32	10:32	29	31	38	33
15/09/2024	Sunny	8:41	9:41	10:41	54	51	48	51
16/09/2024	Cloudy	7:06	8:06	9:06	18	24	27	23
17/09/2024	Fine	8:11	9:11	10:11	33	35	42	37
18/09/2024	Fine	8:18	9:18	10:18	35	48	41	41
19/09/2024	Sunny	14:06	15:06	16:06	48	56	58	54
20/09/2024	Cloudy	14:15	15:15	16:15	23	36	20	26
21/09/2024	Cloudy	14:11	15:11	16:11	39	34	26	33
22/09/2024	Cloudy	8:24	9:24	10:24	30	27	28	28
23/09/2024	Cloudy	13:06	14:06	15:06	25	26	22	24
24/09/2024	Cloudy	13:14	14:14	15:14	22	25	23	23
25/09/2024	Fine	13:18	14:18	15:18	35	33	27	32
26/09/2024	Fine	13:15	14:15	15:15	40	39	52	44

TSP-1hr		
Average	Max.	Min.
35	58	18

The Summary of TSP-1hr Concentration (µg/m3) at Location AM13

Date	Weather	Sampling Time (1)	Sampling Time (2)	Sampling Time (3)	Reading (1)	Reading (2)	Reading (3)	Average
					µg/m3	µg/m3	µg/m3	µg/m3
27/09/2024	Sunny	11:15	12:15	13:15	24	17	26	22
28/09/2024	Sunny	11:19	12:19	13:19	25	26	21	24
29/09/2024	Fine	10:58	11:58	12:58	29	34	37	33
30/09/2024	Sunny	11:20	12:20	13:20	16	15	18	16
1/10/2024	Fine	10:23	1:00	2:00	18	22	26	22
2/10/2024	Sunny	11:16	12:16	13:16	15	18	13	15
3/10/2024	Sunny	11:22	12:22	13:22	11	15	15	14
4/10/2024	Sunny	11:19	12:19	13:19	13	12	14	13
5/10/2024	Fine	14:09	15:09	16:09	21	29	33	28
6/10/2024	Fine	14:36	1:00	2:00	34	25	42	34
7/10/2024	Sunny	11:10	12:10	13:10	15	16	19	17
8/10/2024	Sunny	11:16	12:16	13:16	19	15	14	16
9/10/2024	Sunny	11:05	12:05	13:05	21	23	27	24
10/10/2024	Sunny	11:15	1:00	2:00	15	19	17	17

TSP-1hr		
Average	Max.	Min.
21	42	11

The Summary of TSP-1hr Concentration (µg/m3) at Location AM14

Date	Weather	Sampling Time (1)	Sampling Time (2)	Sampling Time (3)	Reading (1)	Reading (2)	Reading (3)	Average
					µg/m3	µg/m3	µg/m3	µg/m3
27/09/2024	Sunny	9:26	10:26	11:26	30	32	29	30
28/09/2024	Sunny	9:22	10:22	11:22	62	68	38	56
29/09/2024	Fine	9:31	10:31	11:31	46	59	41	49
30/09/2024	Sunny	9:25	10:25	11:25	48	49	48	48
1/10/2024	Fine	9:42	1:00	2:00	46	29	26	34
2/10/2024	Sunny	9:33	10:33	11:33	35	31	33	33
3/10/2024	Sunny	9:40	10:40	11:40	40	42	35	39
4/10/2024	Sunny	9:35	10:35	11:35	49	50	43	47
5/10/2024	Fine	9:21	10:21	11:21	46	49	58	51
6/10/2024	Fine	9:04	1:00	2:00	41	59	51	50
7/10/2024	Sunny	9:44	10:44	11:44	49	50	41	47
8/10/2024	Sunny	9:50	10:50	11:50	51	46	59	52
9/10/2024	Sunny	9:26	10:26	11:26	44	52	58	51
10/10/2024	Sunny	9:35	1:00	2:00	62	51	48	54

TSP-1hr		
Average	Max.	Min.
46	68	26

The Summary of TSP-1hr Concentration (µg/m3) at Location AM15

Date	Weather	Sampling Time (1)	Sampling Time (2)	Sampling Time (3)	Reading (1)	Reading (2)	Reading (3)	Average
					µg/m3	µg/m3	µg/m3	µg/m3
27/09/2024	Sunny	11:06	12:06	13:06	20	22	31	24
28/09/2024	Sunny	11:51	12:51	13:51	27	19	21	22
29/09/2024	Fine	11:28	12:28	13:28	26	31	18	25
30/09/2024	Sunny	11:42	12:42	13:42	22	16	19	19
1/10/2024	Fine	11:17	1:00	2:00	28	21	24	24
2/10/2024	Sunny	11:35	12:35	13:35	27	18	35	27
3/10/2024	Sunny	11:39	12:39	13:39	34	50	36	40
4/10/2024	Sunny	11:26	12:26	13:26	23	34	46	34
5/10/2024	Fine	11:34	12:34	13:34	49	41	35	42
6/10/2024	Fine	11:12	1:00	2:00	38	46	44	43
7/10/2024	Sunny	11:29	12:29	13:29	47	40	41	43
8/10/2024	Sunny	11:35	12:35	13:35	22	27	28	26
9/10/2024	Sunny	11:37	12:37	13:37	29	35	42	35
10/10/2024	Sunny	11:28	1:00	2:00	35	41	44	40

TSP-1hr		
Average	Max.	Min.
32	50	16

Summary of 1-hour Total Suspended Particulates ("1-hour TSP") Concentration (μg/m3) at Location AM16

Date	Weather	Sampling Time (1)	Sampling Time (2)	Sampling Time (3)	Reading (1)	Reading (2)	Reading (3)	Average
					μg/m3	μg/m3	μg/m3	μg/m3
11/10/2024	Sunny	9:26	10:26	11:26	36	42	39	39
12/10/2024	Sunny	9:22	10:22	11:22	42	58	38	46
13/10/2024	Fine	9:16	10:16	11:16	37	41	44	41
14/10/2024	Sunny	9:25	10:25	11:25	48	49	48	48
15/10/2024	Fine	8:32	1:00	2:00	41	35	39	38
16/10/2024	Sunny	9:33	10:33	11:33	45	31	33	36
17/10/2024	Sunny	9:40	10:40	11:40	40	55	34	43
18/10/2024	Sunny	9:35	10:35	11:35	39	50	53	47
19/10/2024	Fine	8:41	9:41	10:41	49	51	56	52
20/10/2024	Fine	8:58	1:00	2:00	44	46	54	48
21/10/2024	Sunny	9:44	10:44	11:44	49	50	41	47
22/10/2024	Sunny	9:50	10:50	11:50	51	46	59	52
23/10/2024	Sunny	9:26	10:26	11:26	46	44	58	49
24/10/2024	Sunny	9:35	1:00	2:00	52	55	63	57

TSP-1hr		
Average	Max.	Min.
46	63	31

Summary of 1-hour Total Suspended Particulates ("1-hour TSP") Concentration (μg/m3) at Location AM17

Date	Weather	Sampling Time (1)	Sampling Time (2)	Sampling Time (3)	Reading (1)	Reading (2)	Reading (3)	Average
					μg/m3	μg/m3	μg/m3	μg/m3
27/09/2024	Sunny	10:53	11:53	12:53	24	32	33	30
28/09/2024	Sunny	11:11	12:11	13:11	22	26	21	23
29/09/2024	Fine	11:03	12:03	13:03	29	31	33	31
30/09/2024	Sunny	11:19	12:19	13:19	57	47	45	50
1/10/2024	Fine	13:51	1:00	2:00	28	34	31	31
2/10/2024	Sunny	11:15	12:15	13:15	36	39	25	33
3/10/2024	Sunny	11:22	12:22	13:22	25	28	35	29
4/10/2024	Sunny	11:25	12:25	13:25	34	45	36	38
5/10/2024	Fine	10:49	11:49	12:49	49	56	44	50
6/10/2024	Fine	11:06	1:00	2:00	51	48	44	48
7/10/2024	Sunny	11:10	12:10	13:10	43	40	53	45
8/10/2024	Sunny	11:18	12:18	13:18	28	27	26	27
9/10/2024	Sunny	11:36	12:36	13:36	28	32	33	31
10/10/2024	Sunny	11:15	1:00	2:00	33	36	31	33

TSP-1hr		
Average	Max.	Min.
36	57	21

Summary of 1-hour Total Suspended Particulates ("1-hour TSP") Concentration (μg/m3) at Location AM21

Date	Weather	Sampling Time (1)	Sampling Time (2)	Sampling Time (3)	Reading (1)	Reading (2)	Reading (3)	Average
					μg/m3	μg/m3	μg/m3	μg/m3
27/09/2024	Sunny	11:51	12:51	13:51	41	39	42	41
28/09/2024	Sunny	11:55	12:55	13:55	29	40	40	36
29/09/2024	Fine	13:31	14:31	15:31	42	48	43	44
30/09/2024	Sunny	13:00	14:00	15:00	35	46	41	41
1/10/2024	Fine	13:16	1:00	2:00	48	35	37	40
2/10/2024	Sunny	12:05	13:05	14:05	28	34	34	32
3/10/2024	Sunny	12:11	13:11	14:11	39	48	56	48
4/10/2024	Sunny	12:09	13:09	14:09	37	24	36	32
5/10/2024	Fine	13:08	14:08	15:08	28	41	36	35
6/10/2024	Fine	13:22	1:00	2:00	33	37	39	36
7/10/2024	Sunny	12:14	13:14	14:14	27	36	39	34
8/10/2024	Sunny	11:55	12:55	13:55	26	31	42	33
9/10/2024	Sunny	11:59	12:59	13:59	41	47	31	40
10/10/2024	Sunny	12:19	1:00	2:00	32	38	36	35

TSP-1hr		
Average	Max.	Min.
38	56	24

Summary of 1-hour Total Suspended Particulates ("1-hour TSP") Concentration (µg/m3) at Location AM22

Date	Weather	Sampling Time (1)	Sampling Time (2)	Sampling Time (3)	Reading (1)	Reading (2)	Reading (3)	Average
					µg/m3	µg/m3	µg/m3	µg/m3
14/09/2024	Fine	9:19	10:19	11:19	26	34	39	33
15/09/2024	Sunny	8:32	9:32	10:32	42	38	46	42
16/09/2024	Cloudy	8:47	9:47	10:47	34	28	22	28
17/09/2024	Fine	8:33	9:33	10:33	33	25	34	31
18/09/2024	Fine	7:41	1:00	2:00	25	28	25	26
19/09/2024	Sunny	7:46	8:46	9:46	54	49	41	48
20/09/2024	Cloudy	13:28	14:28	15:28	25	29	26	27
21/09/2024	Cloudy	14:23	15:23	16:23	19	24	29	24
22/09/2024	Cloudy	13:30	14:30	15:30	32	33	34	33
23/09/2024	Cloudy	13:02	1:00	2:00	42	34	31	36
24/09/2024	Cloudy	8:14	9:14	10:14	39	47	49	45
25/09/2024	Fine	13:05	14:05	15:05	42	47	52	47
26/09/2024	Fine	13:11	14:11	15:11	49	48	51	49
27/09/2024	Sunny	13:15	1:00	2:00	58	51	53	54

TSP-1hr		
Average	Max.	Min.
37	58	19

Appendix 3-2 Baseline Noise Monitoring Data

Appendix 3-2-1 Baseline Noise Monitoring Data at CM1

Station: CM1

Date	Start Time	Leq (5mins)	Leq (30mins)	L10 (5mins)	L90 (5mins)
23/08/2024	13:59	60.9		63.5	54.7
23/08/2024	14:04	58.7		63.8	51.8
23/08/2024	14:09	57.6	58.0	60.5	52.8
23/08/2024	14:14	55.4		55.9	52.5
23/08/2024	14:19	55.9		56.2	52.4
23/08/2024	14:24	57.3		59.6	52.4
23/08/2024	14:29	57.7		58.9	52.5
23/08/2024	14:34	57.2		59.4	52.8
23/08/2024	14:39	59.7	58.7	62.4	53.0
23/08/2024	14:44	57.3		59.5	52.7
23/08/2024	14:49	58.4		58.8	52.9
23/08/2024	14:54	60.5		63.4	53.1
23/08/2024	14:59	60.5		63.0	54.5
23/08/2024	15:04	62.5		62.8	53.4
23/08/2024	15:09	58.9	59.7	60.7	56.1
23/08/2024	15:14	58.5		60.3	55.3
23/08/2024	15:19	59.3		63.0	54.4
23/08/2024	15:24	55.3		56.7	53.7
23/08/2024	15:29	56.0		57.6	53.7
23/08/2024	15:34	63.0		65.1	53.3
23/08/2024	15:39	60.4	59.6	64.6	53.4
23/08/2024	15:44	57.9		59.4	53.0
23/08/2024	15:49	54.8		56.7	52.4
23/08/2024	15:54	60.3		61.7	54.2
23/08/2024	15:59	56.3		58.6	53.0
23/08/2024	16:04	60.1		61.7	53.6
23/08/2024	16:09	56.9	59.6	59.6	53.8
23/08/2024	16:14	57.8		59.3	53.1
23/08/2024	16:19	57.9		60.7	53.3
23/08/2024	16:24	63.7		66.2	54.5
23/08/2024	16:29	60.5		60.6	53.0
23/08/2024	16:34	59.8		62.8	52.3
23/08/2024	16:39	53.9	59.0	54.7	52.5
23/08/2024	16:44	55.9		57.7	53.0
23/08/2024	16:49	62.0		63.5	53.7
23/08/2024	16:54	57.1		59.2	53.6
23/08/2024	16:59	56.5		58.4	53.9
23/08/2024	17:04	64.0		64.9	54.4
23/08/2024	17:09	60.7	63.4	62.2	54.5
23/08/2024	17:14	57.6		59.3	53.7
23/08/2024	17:19	68.7		72.6	53.1
23/08/2024	17:24	60.5		61.6	53.7
23/08/2024	17:29	58.2		59.2	53.8
23/08/2024	17:34	55.4		56.8	53.5
23/08/2024	17:39	55.7	58.5	57.5	52.3
23/08/2024	17:44	56.0		57.0	52.1
23/08/2024	17:49	61.1		62.2	52.9
23/08/2024	17:54	60.7		62.7	52.9
23/08/2024	17:59	60.8		62.8	53.8
23/08/2024	18:04	58.9		59.8	53.3
23/08/2024	18:09	60.1	58.7	61.2	51.8
23/08/2024	18:14	54.1		56.0	52.0
23/08/2024	18:19	59.1		62.4	51.3
23/08/2024	18:24	55.3		56.8	52.7
23/08/2024	18:29	54.7		55.9	52.9
23/08/2024	18:34	62.1		63.8	53.2
23/08/2024	18:39	57.6	59.0	59.0	53.2
23/08/2024	18:44	61.3		62.3	53.5
23/08/2024	18:49	55.1		57.2	53.2
23/08/2024	18:54	57.8		58.7	53.0
23/08/2024	18:59	57.9		61.6	53.0
		Mean	59.4		
		Maximum	63.4		
		Minimum	58.0		

Date	Start Time	Leq (5mins)	Leq (30mins)	L10 (5mins)	L90 (5mins)
24/08/2024	7:04	58.9		59.2	51.2
24/08/2024	7:09	63.8		65.7	52.9
24/08/2024	7:14	59.1	61.3	60.6	52.0
24/08/2024	7:19	61.4		62.9	52.5
24/08/2024	7:24	62.0		66.7	54.6
24/08/2024	7:29	60.4		66.4	51.5
24/08/2024	7:34	59.4		63.0	52.4
24/08/2024	7:39	56.3		58.6	51.9
24/08/2024	7:44	62.4	60.7	67.2	54.4
24/08/2024	7:49	64.7		69.2	53.9
24/08/2024	7:54	58.0		59.3	53.0
24/08/2024	7:59	56.7		57.2	54.2
24/08/2024	8:04	58.6		60.6	54.1
24/08/2024	8:09	59.2		61.4	51.8
24/08/2024	8:14	55.5	57.1	57.8	51.0
24/08/2024	8:19	53.7		53.9	51.0
24/08/2024	8:24	57.3		60.3	53.0
24/08/2024	8:29	55.8		58.5	52.3
24/08/2024	8:34	57.3		59.9	53.0
24/08/2024	8:39	54.9		55.9	52.5
24/08/2024	8:44	56.5	57.1	58.8	52.9
24/08/2024	8:49	59.6		63.3	53.3
24/08/2024	8:54	56.9		59.4	52.4
24/08/2024	8:59	55.5		57.6	52.6
24/08/2024	9:04	57.8		60.3	52.3
24/08/2024	9:09	55.0		57.4	52.0
24/08/2024	9:14	61.5	57.7	66.6	53.5
24/08/2024	9:19	56.2		56.6	53.0
24/08/2024	9:24	56.1		57.4	53.2
24/08/2024	9:29	55.9		56.1	52.7
24/08/2024	9:34	55.5		57.8	52.6
24/08/2024	9:39	55.6		57.8	53.3
24/08/2024	9:44	54.6	55.7	56.1	52.6
24/08/2024	9:49	56.7		59.5	53.0
24/08/2024	9:54	56.1		58.5	52.2
24/08/2024	9:59	55.2		56.6	52.6
24/08/2024	10:04	54.7		56.0	52.5
24/08/2024	10:09	54.3		55.3	52.2
24/08/2024	10:14	56.4	54.8	56.9	52.5
24/08/2024	10:19	53.4		54.4	52.1
24/08/2024	10:24	54.9		56.6	52.8
24/08/2024	10:29	54.3		55.9	52.7
24/08/2024	10:34	56.8		58.7	52.7
24/08/2024	10:39	57.3		60.3	52.6
24/08/2024	10:44	57.8	56.6	60.2	53.4
24/08/2024	10:49	55.4		57.3	52.8
24/08/2024	10:54	55.1		56.8	52.7
24/08/2024	10:59	56.8		58.1	53.3
24/08/2024	11:04	57.6		60.6	53.0
24/08/2024	11:09	57.9		59.4	53.9
24/08/2024	11:14	58.8	58.3	59.5	53.8
24/08/2024	11:19	58.4		59.9	53.8
24/08/2024	11:24	56.9		57.4	54.4
24/08/2024	11:29	59.6		64.0	55.1
24/08/2024	11:34	58.2		60.6	54.6
24/08/2024	11:39	61.0		64.8	54.8
24/08/2024	11:44	60.9	60.1	63.3	54.8
24/08/2024	11:49	61.4		65.4	54.4
24/08/2024	11:54	56.9		58.2	53.9
24/08/2024	11:59	60.4		63.6	54.7
24/08/2024	12:04	58.8		62.0	54.2
24/08/2024	12:09	58.5		61.4	54.0
24/08/2024	12:14	56.9	58.8	59.2	54.5
24/08/2024	12:19	58.4		61.0	54.4
24/08/2024	12:24	58.7		60.3	54.2
24/08/2024	12:29	60.8		64.2	54.6
24/08/2024	12:34	60.6		63.3	53.0
24/08/2024	12:39	56.4		57.6	53.4
24/08/2024	12:44	57.7	57.9	61.0	53.3
24/08/2024	12:49	59.4		61.5	53.3
24/08/2024	12:54	55.0		56.6	52.8
24/08/2024	12:59	55.1		57.2	52.8
24/08/2024	13:04	55.1		56.5	52.9
24/08/2024	13:09	57.9		59.4	53.4
24/08/2024	13:14	56.3	56.4	58.5	53.6
24/08/2024	13:19	55.2		56.5	53.4
24/08/2024	13:24	55.6		57.5	53.9
24/08/2024	13:29	57.6		59.4	54.0
24/08/2024	13:34	59.6		61.6	54.2
24/08/2024	13:39	55.7		57.7	53.9
24/08/2024	13:44	55.8	59.2	57.5	53.8
24/08/2024	13:49	59.5		60.9	53.9
24/08/2024	13:54	55.7		57.4	53.6
24/08/2024	13:59	63.1		64.5	53.7
24/08/2024	14:04	56.9		57.9	53.5
24/08/2024	14:09	55.8		58.2	53.6
24/08/2024	14:14	59.0	58.5	61.2	53.6
24/08/2024	14:19	62.1		62.2	53.5
24/08/2024	14:24	56.1		58.2	53.2
24/08/2024	14:29	57.3		59.3	54.3
24/08/2024	14:34	57.2		60.1	53.5
24/08/2024	14:39	59.5		61.6	53.4
24/08/2024	14:44	61.6	59.2	62.6	52.9
24/08/2024	14:49	57.5		60.5	54.0
24/08/2024	14:54	58.8		61.3	55.6
24/08/2024	14:59	58.9		60.7	56.0
24/08/2024	15:04	57.3		58.5	56.0
24/08/2024	15:09	57.4		58.6	56.2
24/08/2024	15:14	59.6	58.8	60.8	56.8
24/08/2024	15:19	58.9		59.6	56.3
24/08/2024	15:24	59.8		63.5	55.6
24/08/2024	15:29	59.4		61.2	55.4
24/08/2024	15:34	61.7		63.3	54.8
24/08/2024	15:39	62.8		65.7	53.9
24/08/2024	15:44	64.4	61.5	66.5	56.4
24/08/2024	15:49	60.4		64.0	54.0
24/08/2024	15:54	58.3		61.1	53.3
24/08/2024	15:59	58.1		60.5	53.9
24/08/2024	16:04	61.9		64.1	53.3
24/08/2024	16:09	57.4		60.2	52.8
24/08/2024	16:14	62.7	60.9	64.2	53.5
24/08/2024	16:19	61.9		64.8	53.3
24/08/2024	16:24	59.9		62.7	53.4
24/08/2024	16:29	59.6		61.8	53.2
24/08/2024	16:34	61.5		61.8	53.8
24/08/2024	16:39	62.1		65.5	54.3
24/08/2024	16:44	62.1	61.1	63.6	53.2
24/08/2024	16:49	61.0		62.9	54.9
24/08/2024	16:54	60.3		63.1	54.3
24/08/2024	16:59	58.9		61.1	54.6
24/08/2024	17:04	60.0		63.7	54.1
24/08/2024	17:09	61.1		64.7	54.4
24/08/2024	17:14	58.8	59.4	62.3	54.4
24/08/2024	17:19	61.1		62.9	54.0
24/08/2024	17:24	56.0		59.0	52.8
24/08/2024	17:29	57.4		59.1	53.2
24/08/2024	17:34	59.2		61.9	53.8
24/08/2024	17:39	55.5		56.6	52.9
24/08/2024	17:44	58.1	62.2	59.3	53.4
24/08/2024	17:49	61.8		63.1	53.8
24/08/2024	17:54	59.1		62.0	53.7
24/08/2024	17:59	67.6		70.5	53.2
24/08/2024	18:04	54.6		56.3	52.7
24/08/2024	18:09	54.2		55.9	52.3
24/08/2024	18:14	61.0	60.0	61.4	52.6
24/08/2024	18:19	62.1		64.1	55.9
24/08/2024	18:24	63.3		63.8	55.9
24/08/2024	18:29	55.7		57.4	51.7
24/08/2024	18:34	60.7		61.1	52.2
24/08/2024	18:39	61.1		62.9	53.6
24/08/2024	18:44	56.0	58.9	58.1	51.7
24/08/2024	18:49	57.5		60.6	52.2
24/08/2024	18:54	55.4		55.7	51.9
24/08/2024	18:59	59.4		61.4	52.1
		Mean	58.8		
		Maximum	62.2		
		Minimum	54.8		

Station: CM1

Date	Start Time	Leq (5mins)	Leq (30mins)	L10 (5mins)	L90 (5mins)
25/08/2024	7:04	52.8		54.9	50.5
25/08/2024	7:09	55.6		58.2	51.0
25/08/2024	7:14	53.7	54.3	56.2	50.4
25/08/2024	7:19	54.3		56.9	51.4
25/08/2024	7:24	55.3		59.0	51.0
25/08/2024	7:29	53.7		55.5	50.2
25/08/2024	7:34	57.5		58.3	49.5
25/08/2024	7:39	51.2		52.5	49.7
25/08/2024	7:44	50.9	54.5	51.9	49.8
25/08/2024	7:49	51.9		52.9	50.7
25/08/2024	7:54	56.9		57.1	51.8
25/08/2024	7:59	53.4		55.2	50.5
25/08/2024	8:04	53.7		55.3	50.7
25/08/2024	8:09	54.0		56.1	50.4
25/08/2024	8:14	52.5	53.2	54.2	50.4
25/08/2024	8:19	53.3		55.4	49.7
25/08/2024	8:24	52.0		54.8	49.6
25/08/2024	8:29	53.1		53.4	50.3
25/08/2024	8:34	54.8		56.8	49.9
25/08/2024	8:39	56.1		59.0	49.8
25/08/2024	8:44	52.8	57.2	55.3	49.3
25/08/2024	8:49	53.9		56.0	49.4
25/08/2024	8:54	62.2		65.5	49.5
25/08/2024	8:59	54.9		57.7	49.5
25/08/2024	9:04	53.3		55.8	49.6
25/08/2024	9:09	54.0		56.1	49.2
25/08/2024	9:14	53.3	53.4	55.1	50.0
25/08/2024	9:19	54.2		55.3	49.9
25/08/2024	9:24	50.3		51.4	48.8
25/08/2024	9:29	54.1		54.5	49.3
25/08/2024	9:34	52.0		52.6	49.1
25/08/2024	9:39	54.5		56.7	49.3
25/08/2024	9:44	53.2	52.6	53.8	48.8
25/08/2024	9:49	52.2		53.6	48.7
25/08/2024	9:54	51.6		52.6	48.7
25/08/2024	9:59	51.6		53.3	49.0
25/08/2024	10:04	51.8		53.2	50.0
25/08/2024	10:09	53.7		55.0	50.6
25/08/2024	10:14	55.4	54.3	56.1	50.3
25/08/2024	10:19	53.8		54.5	49.4
25/08/2024	10:24	52.8		54.2	49.7
25/08/2024	10:29	56.4		57.4	49.7
25/08/2024	10:34	53.3		56.3	49.6
25/08/2024	10:39	51.3		52.8	49.3
25/08/2024	10:44	54.2	53.7	56.2	50.0
25/08/2024	10:49	55.5		57.4	50.5
25/08/2024	10:54	53.4		54.9	51.1
25/08/2024	10:59	53.5		55.1	51.3
25/08/2024	11:04	55.7		55.8	52.1
25/08/2024	11:09	53.8		55.0	50.8
25/08/2024	11:14	55.3	55.6	56.7	51.6
25/08/2024	11:19	52.2		53.5	50.8
25/08/2024	11:24	59.1		59.4	51.7
25/08/2024	11:29	54.1		55.5	52.2
25/08/2024	11:34	54.2		56.1	51.3
25/08/2024	11:39	53.7		55.2	50.9
25/08/2024	11:44	56.8	55.7	59.3	51.9
25/08/2024	11:49	58.7		62.4	54.0
25/08/2024	11:54	53.1		55.9	49.6
25/08/2024	11:59	54.9		56.5	49.1
25/08/2024	12:04	52.7		54.4	50.0
25/08/2024	12:09	55.7		56.5	50.3
25/08/2024	12:14	53.9	54.2	56.5	50.3
25/08/2024	12:19	55.2		57.6	49.9
25/08/2024	12:24	52.7		55.5	49.3
25/08/2024	12:29	54.4		57.4	49.7
25/08/2024	12:34	53.9		57.4	48.6
25/08/2024	12:39	59.6		61.4	53.2
25/08/2024	12:44	59.7	58.7	61.5	55.1
25/08/2024	12:49	60.7		62.8	56.1
25/08/2024	12:54	59.4		59.8	51.1
25/08/2024	12:59	55.5		58.0	50.7
25/08/2024	13:04	54.3		54.8	50.1
25/08/2024	13:09	56.2		57.4	49.9
25/08/2024	13:14	54.3	55.8	55.0	51.3
25/08/2024	13:19	55.9		57.9	51.5
25/08/2024	13:24	56.2		60.0	51.9
25/08/2024	13:29	57.3		59.9	53.4
25/08/2024	13:34	54.2		55.7	50.4
25/08/2024	13:39	54.8		56.1	50.5
25/08/2024	13:44	57.5	54.7	59.1	52.5
25/08/2024	13:49	54.3		56.7	51.6
25/08/2024	13:54	53.3		55.0	50.3
25/08/2024	13:59	52.2		54.4	50.4
25/08/2024	14:04	54.0		55.6	52.0
25/08/2024	14:09	53.5		54.8	51.8
25/08/2024	14:14	52.8	54.8	54.2	51.0
25/08/2024	14:19	54.8		57.0	51.6
25/08/2024	14:24	56.9		57.2	53.0
25/08/2024	14:29	55.3		56.5	52.4
25/08/2024	14:34	55.6		56.9	52.2
25/08/2024	14:39	56.6		58.0	53.4
25/08/2024	14:44	55.2	55.9	57.5	52.3
25/08/2024	14:49	56.1		58.0	53.3
25/08/2024	14:54	54.8		57.1	52.3
25/08/2024	14:59	56.7		59.3	52.9
25/08/2024	15:04	55.5		57.7	52.9
25/08/2024	15:09	55.9		57.5	53.6
25/08/2024	15:14	56.8	56.3	58.9	52.6
25/08/2024	15:19	56.3		57.7	53.5
25/08/2024	15:24	57.8		59.6	53.6
25/08/2024	15:29	55.0		56.6	53.0
25/08/2024	15:34	57.2		61.0	52.5
25/08/2024	15:39	61.6		63.1	53.0
25/08/2024	15:44	54.8	57.6	55.6	52.3
25/08/2024	15:49	53.9		55.5	51.8
25/08/2024	15:54	57.3		59.6	53.3
25/08/2024	15:59	55.6		56.8	52.4
25/08/2024	16:04	53.6		54.8	52.3
25/08/2024	16:09	55.0		57.1	52.0
25/08/2024	16:14	54.4	57.1	56.3	51.6
25/08/2024	16:19	60.0		60.1	52.1
25/08/2024	16:24	52.3		53.1	51.3
25/08/2024	16:29	60.5		61.5	51.6
25/08/2024	16:34	54.1		55.3	52.1
25/08/2024	16:39	55.2		57.1	52.2
25/08/2024	16:44	62.9	58.0	63.3	51.8
25/08/2024	16:49	54.4		55.7	52.4
25/08/2024	16:54	53.4		55.2	51.3
25/08/2024	16:59	58.6		62.7	50.9
25/08/2024	17:04	58.5		60.3	51.1
25/08/2024	17:09	53.5		54.4	51.1
25/08/2024	17:14	52.7	55.0	53.4	50.6
25/08/2024	17:19	53.6		55.2	50.8
25/08/2024	17:24	53.1		55.2	50.6
25/08/2024	17:29	55.3		55.4	50.5
25/08/2024	17:34	54.2		56.7	50.6
25/08/2024	17:39	57.3		59.6	50.4
25/08/2024	17:44	58.3	62.7	60.9	50.0
25/08/2024	17:49	56.7		59.7	51.4
25/08/2024	17:54	59.6		62.9	51.3
25/08/2024	17:59	69.2		74.4	51.0
25/08/2024	18:04	53.2		54.9	50.6
25/08/2024	18:09	52.1		53.4	50.5
25/08/2024	18:14	59.6	60.1	61.4	49.4
25/08/2024	18:19	66.3		66.5	49.4
25/08/2024	18:24	56.0		58.0	49.8
25/08/2024	18:29	52.7		54.1	49.8
25/08/2024	18:34	55.1		55.8	50.2
25/08/2024	18:39	54.6		58.3	49.1
25/08/2024	18:44	51.8	62.1	52.9	49.2
25/08/2024	18:49	51.4		52.4	49.7
25/08/2024	18:54	53.3		57.2	50.1
25/08/2024	18:59	69.4		75.5	50.0
		Mean	56.1		
		Maximum	62.7		
		Minimum	52.6		

Date	Start Time	Leq (5mins)	Leq (30mins)	L10 (5mins)	L90 (5mins)
26/08/2024	7:04	59.5		59.5	51.1
26/08/2024	7:09	62.9		62.9	51.8
26/08/2024	7:14	55.7	60.5	55.7	51.2
26/08/2024	7:19	63.0		63.0	52.1
26/08/2024	7:24	58.7		58.7	51.2
26/08/2024	7:29	58.8		58.8	51.3
26/08/2024	7:34	58.7		58.7	53.0
26/08/2024	7:39	57.6		57.6	53.3
26/08/2024	7:44	60.0	61.3	60.0	53.5
26/08/2024	7:49	58.2		58.2	52.5
26/08/2024	7:54	65.9		65.9	52.9
26/08/2024	7:59	60.9		60.9	51.6
26/08/2024	8:04	59.2		59.2	51.6
26/08/2024	8:09	59.9		59.9	51.9
26/08/2024	8:14	60.1	60.3	60.1	52.4
26/08/2024	8:19	59.2		59.2	51.6
26/08/2024	8:24	58.6		58.6	52.5
26/08/2024	8:29	63.2		63.2	52.5
26/08/2024	8:34	60.6		60.6	51.4
26/08/2024	8:39	59.9		59.9	52.1
26/08/2024	8:44	57.0	60.6	57.0	52.1
26/08/2024	8:49	57.3		57.3	52.1
26/08/2024	8:54	63.1		63.1	51.8
26/08/2024	8:59	62.1		62.1	52.5
26/08/2024	9:04	61.7		61.7	52.7
26/08/2024	9:09	60.1		60.1	52.3
26/08/2024	9:14	58.5	59.5	58.5	52.3
26/08/2024	9:19	59.9		59.9	51.7
26/08/2024	9:24	55.5		55.5	51.8
26/08/2024	9:29	58.8		58.8	51.9
26/08/2024	9:34	61.6		61.6	52.3
26/08/2024	9:39	60.2		60.2	53.0
26/08/2024	9:44	61.5	60.4	61.5	53.0
26/08/2024	9:49	61.1		61.1	51.5
26/08/2024	9:54	58.2		58.2	51.6
26/08/2024	9:59	58.2		58.2	51.5
26/08/2024	10:04	61.0		61.0	52.0
26/08/2024	10:09	62.7		62.7	51.4
26/08/2024	10:14	62.2	62.7	62.2	51.8
26/08/2024	10:19	63.8		63.8	52.5
26/08/2024	10:24	61.0		61.0	50.9
26/08/2024	10:29	64.4		64.4	52.8
26/08/2024	10:34	61.7		61.7	52.2
26/08/2024	10:39	58.6		58.6	51.1
26/08/2024	10:44	54.8	59.2	54.8	50.9
26/08/2024	10:49	58.9		58.9	51.4
26/08/2024	10:54	60.4		60.4	51.5
26/08/2024	10:59	57.6		57.6	52.0
26/08/2024	11:04	56.9		56.9	51.6
26/08/2024	11:09	59.7		59.7	51.1
26/08/2024	11:14	54.7	59.9	54.7	51.4
26/08/2024	11:19	59.5		59.5	52.4
26/08/2024	11:24	61.4		61.4	51.7
26/08/2024	11:29	62.7		62.7	52.3
26/08/2024	11:34	61.3		61.3	52.3
26/08/2024	11:39	62.1		62.1	51.6
26/08/2024	11:44	61.0	61.5	61.0	52.4
26/08/2024	11:49	58.5		58.5	52.3
26/08/2024	11:54	59.7		59.7	52.1
26/08/2024	11:59	64.3		64.3	50.4
26/08/2024	12:04	59.0		59.0	52.1
26/08/2024	12:09	58.7		58.7	51.7
26/08/2024	12:14	57.4	60.0	57.4	51.7
26/08/2024	12:19	62.7		62.7	53.2
26/08/2024	12:24	57.8		57.8	51.3
26/08/2024	12:29	61.8		61.8	52.8
26/08/2024	12:34	61.1		61.1	52.9
26/08/2024	12:39	59.3		59.3	52.9
26/08/2024	12:44	59.7	60.6	59.7	53.8
26/08/2024	12:49	61.9		61.9	54.1
26/08/2024	12:54	61.7		61.7	54.3
26/08/2024	12:59	58.7		58.7	54.1
26/08/2024	13:04	62.3		62.3	54.2
26/08/2024	13:09	62.8		62.8	54.3
26/08/2024	13:14	60.0	61.6	60.0	53.8
26/08/2024	13:19	61.8		61.8	54.0
26/08/2024	13:24	60.5		60.5	54.1
26/08/2024	13:29	61.8		61.8	53.5
26/08/2024	13:34	60.1		60.1	53.5
26/08/2024	13:39	58.1		58.1	53.7
26/08/2024	13:44	60.8	62.2	60.8	55.5
26/08/2024	13:49	66.6		66.6	55.1
26/08/2024	13:54	59.0		59.0	53.9
26/08/2024	13:59	62.2		62.2	54.3
26/08/2024	14:04	57.2		57.2	53.4
26/08/2024	14:09	62.9		62.9	56.7
26/08/2024	14:14	63.3	63.5	63.3	57.1
26/08/2024	14:19	64.1		64.1	57.6
26/08/2024	14:24	66.9		66.9	57.6
26/08/2024	14:29	61.5		61.5	56.5
26/08/2024	14:34	60.4		60.4	56.5
26/08/2024	14:39	64.8		64.8	56.9
26/08/2024	14:44	62.3	62.3	62.3	56.4
26/08/2024	14:49	60.3		60.3	55.5
26/08/2024	14:54	62.0		62.0	56.1
26/08/2024	14:59	62.1		62.1	56.6
26/08/2024	15:04	61.5		61.5	56.6
26/08/2024	15:09	64.3		64.3	57.2
26/08/2024	15:14	63.2	62.4	63.2	56.8
26/08/2024	15:19	61.2		61.2	57.0
26/08/2024	15:24	62.9		62.9	57.1
26/08/2024	15:29	60.0		60.0	57.0
26/08/2024	15:34	63.2		63.2	56.5
26/08/2024	15:39	63.2		63.2	56.4
26/08/2024	15:44	60.6	61.8	60.6	56.8
26/08/2024	15:49	60.5		60.5	56.7
26/08/2024	15:54	61.5		61.5	57.2
26/08/2024	15:59	60.6		60.6	57.6
26/08/2024	16:04	60.4		60.4	57.4
26/08/2024	16:09	60.6		60.6	57.3
26/08/2024	16:14	61.9	61.9	61.9	57.2
26/08/2024	16:19	62.0		62.0	57.1
26/08/2024	16:24	64.3		64.3	57.3
26/08/2024	16:29	60.6		60.6	57.1
26/08/2024	16:34	63.0		63.0	57.2
26/08/2024	16:39	59.2		59.2	57.4
26/08/2024	16:44	60.5	61.5	60.5	57.6
26/08/2024	16:49	61.7		61.7	57.6
26/08/2024	16:54	62.3		62.3	56.4
26/08/2024	16:59	61.3		61.3	56.8
26/08/2024	17:04	65.9		65.9	55.5
26/08/2024	17:09	60.3		60.3	55.5
26/08/2024	17:14	59.1	61.5	59.1	55.1
26/08/2024	17:19	57.6		57.6	54.9
26/08/2024	17:24	59.8		59.8	54.7
26/08/2024	17:29	60.5		60.5	54.6
26/08/2024	17:34	61.4		61.4	54.8
26/08/2024	17:39	57.8		57.8	54.8
26/08/2024	17:44	58.2	69.0	58.2	54.6
26/08/2024	17:49	76.4		76.4	55.3
26/08/2024	17:54	58.6		58.6	54.5
26/08/2024	17:59	59.3		59.3	54.4
26/08/2024	18:04	60.7		60.7	53.9
26/08/2024	18:09	60.4		60.4	53.9
26/08/2024	18:14	58.6	59.9	58.6	53.6
26/08/2024	18:19	60.0		60.0	54.5
26/08/2024	18:24	59.7		59.7	54.7
26/08/2024	18:29	60.0		60.0	54.4
26/08/2024	18:34	62.5		62.5	56.0
26/08/2024	18:39	63.1		63.1	54.0
26/08/2024	18:44	61.2	63.8	61.2	55.3
26/08/2024	18:49	66.1		66.1	55.7
26/08/2024	18:54	66.1		66.1	56.0
26/08/2024	18:59	60.5		60.5	52.8
		Mean	61.6		
		Maximum	69.0		
		Minimum	59.2		

Station: CM1

Date	Start Time	Leq (5mins)	Leq (30mins)	L10 (5mins)	L90 (5mins)
27/08/2024	7:04	52.8		50.8	50.8
27/08/2024	7:09	55.4		58.1	51.8
27/08/2024	7:14	58.1		61.3	52.3
27/08/2024	7:19	62.2	58.8	64.3	52.3
27/08/2024	7:24	59.0		59.8	51.0
27/08/2024	7:29	59.4		59.9	51.2
27/08/2024	7:34	56.3		58.5	51.3
27/08/2024	7:39	59.0		60.5	52.6
27/08/2024	7:44	59.1	57.8	60.9	52.5
27/08/2024	7:49	57.1		59.6	51.3
27/08/2024	7:54	59.4		60.0	50.6
27/08/2024	7:59	53.3		54.7	50.6
27/08/2024	8:04	55.1		56.4	51.6
27/08/2024	8:09	54.6		56.4	52.3
27/08/2024	8:14	57.2	56.9	58.9	52.9
27/08/2024	8:19	58.4		61.6	53.6
27/08/2024	8:24	56.3		58.8	53.0
27/08/2024	8:29	58.4		62.0	52.0
27/08/2024	8:34	63.9		64.4	54.9
27/08/2024	8:39	60.6		63.1	54.8
27/08/2024	8:44	66.4	64.3	67.5	52.3
27/08/2024	8:49	66.3		68.5	52.5
27/08/2024	8:54	64.0		66.7	53.3
27/08/2024	8:59	61.3		62.8	53.9
27/08/2024	9:04	61.9		62.4	52.2
27/08/2024	9:09	69.6		74.4	52.7
27/08/2024	9:14	71.6	67.4	77.4	52.8
27/08/2024	9:19	66.4		68.0	52.5
27/08/2024	9:24	63.6		67.7	50.9
27/08/2024	9:29	59.3		61.8	51.4
27/08/2024	9:34	58.0		60.8	51.4
27/08/2024	9:39	60.3		62.7	54.6
27/08/2024	9:44	59.2	58.5	60.8	53.3
27/08/2024	9:49	56.5		59.3	51.9
27/08/2024	9:54	55.7		59.0	50.1
27/08/2024	9:59	59.6		61.5	50.6
27/08/2024	10:04	56.6		58.6	50.1
27/08/2024	10:09	56.9		59.2	51.8
27/08/2024	10:14	59.7	59.8	62.4	52.6
27/08/2024	10:19	59.0		61.6	53.2
27/08/2024	10:24	63.3		67.7	53.3
27/08/2024	10:29	59.4		62.6	52.9
27/08/2024	10:34	61.2		63.8	53.6
27/08/2024	10:39	54.7		56.9	52.4
27/08/2024	10:44	57.2	58.3	58.8	53.6
27/08/2024	10:49	59.7		62.3	52.6
27/08/2024	10:54	58.2		60.4	53.1
27/08/2024	10:59	54.5		57.9	52.2
27/08/2024	11:04	55.3		58.1	52.6
27/08/2024	11:09	62.3		66.2	53.3
27/08/2024	11:14	61.1	60.2	63.7	54.7
27/08/2024	11:19	62.3		62.7	53.6
27/08/2024	11:24	58.6		59.7	54.5
27/08/2024	11:29	57.3		58.4	52.8
27/08/2024	11:34	56.7		59.3	52.8
27/08/2024	11:39	56.4		57.7	53.6
27/08/2024	11:44	61.7	62.8	62.3	55.5
27/08/2024	11:49	58.7		61.2	54.6
27/08/2024	11:54	62.5		64.6	54.2
27/08/2024	11:59	68.2		69.6	53.7
27/08/2024	12:04	58.8		62.1	50.1
27/08/2024	12:09	58.7		61.5	51.9
27/08/2024	12:14	56.7	59.1	59.0	51.1
27/08/2024	12:19	58.8		60.4	50.4
27/08/2024	12:24	62.9		64.1	49.4
27/08/2024	12:29	52.9		55.2	50.0
27/08/2024	12:34	60.6		63.9	51.8
27/08/2024	12:39	60.1		64.4	52.5
27/08/2024	12:44	60.3	59.0	64.4	51.7
27/08/2024	12:49	53.5		54.6	51.8
27/08/2024	12:54	58.8		60.6	51.9
27/08/2024	12:59	56.9		58.2	52.2
27/08/2024	13:04	57.5		59.9	52.3
27/08/2024	13:09	58.0		59.0	52.5
27/08/2024	13:14	55.5	56.3	57.1	52.6
27/08/2024	13:19	53.5		54.5	52.1
27/08/2024	13:24	56.5		58.4	52.2
27/08/2024	13:29	55.6		57.5	52.8
27/08/2024	13:34	58.6		60.8	53.7
27/08/2024	13:39	59.7		62.4	54.3
27/08/2024	13:44	56.6	59.1	58.7	53.4
27/08/2024	13:49	58.9		59.1	53.4
27/08/2024	13:54	58.4		60.4	54.4
27/08/2024	13:59	61.2		61.3	54.0
27/08/2024	14:04	59.6		62.3	53.1
27/08/2024	14:09	54.2		55.1	52.4
27/08/2024	14:14	54.3	58.9	55.7	52.7
27/08/2024	14:19	55.6		56.5	52.8
27/08/2024	14:24	62.2		65.6	53.1
27/08/2024	14:29	60.8		63.1	55.1
27/08/2024	14:34	59.2		61.6	54.0
27/08/2024	14:39	56.5		58.1	53.7
27/08/2024	14:44	57.5	58.7	59.8	54.2
27/08/2024	14:49	59.3		61.8	54.4
27/08/2024	14:54	57.8		59.5	54.1
27/08/2024	14:59	60.6		63.8	54.7
27/08/2024	15:04	58.0		59.3	53.7
27/08/2024	15:09	58.6		61.1	54.1
27/08/2024	15:14	58.3	57.7	61.0	53.6
27/08/2024	15:19	58.5		61.6	53.6
27/08/2024	15:24	55.9		58.0	53.4
27/08/2024	15:29	55.9		57.4	53.4
27/08/2024	15:34	56.6		58.8	53.4
27/08/2024	15:39	59.1		62.0	54.1
27/08/2024	15:44	59.1	58.3	61.8	54.4
27/08/2024	15:49	60.4		61.4	54.0
27/08/2024	15:54	56.1		57.7	52.8
27/08/2024	15:59	57.0		59.7	53.8
27/08/2024	16:04	59.7		61.8	54.6
27/08/2024	16:09	58.7		60.7	53.6
27/08/2024	16:14	56.0	60.5	57.9	53.7
27/08/2024	16:19	62.4		66.9	54.1
27/08/2024	16:24	60.5		61.2	53.6
27/08/2024	16:29	62.6		63.3	54.0
27/08/2024	16:34	60.4		64.0	54.4
27/08/2024	16:39	59.3		60.6	53.5
27/08/2024	16:44	60.4	59.9	62.5	53.8
27/08/2024	16:49	60.0		60.1	53.5
27/08/2024	16:54	57.0		58.1	54.2
27/08/2024	16:59	61.3		64.2	55.7
27/08/2024	17:04	60.8		63.7	55.7
27/08/2024	17:09	62.4		66.6	55.8
27/08/2024	17:14	57.4	59.7	60.1	53.4
27/08/2024	17:19	57.0		58.8	53.0
27/08/2024	17:24	59.5		62.6	53.8
27/08/2024	17:29	58.2		60.2	53.8
27/08/2024	17:34	59.8		63.5	54.3
27/08/2024	17:39	60.6		63.1	53.3
27/08/2024	17:44	69.5	63.5	75.8	52.4
27/08/2024	17:49	60.7		61.8	52.0
27/08/2024	17:54	58.5		60.9	52.6
27/08/2024	17:59	55.8		58.6	51.3
27/08/2024	18:04	58.8		60.6	51.6
27/08/2024	18:09	54.3		56.1	52.2
27/08/2024	18:14	65.2	61.0	66.3	52.1
27/08/2024	18:19	57.4		60.8	52.1
27/08/2024	18:24	63.0		64.9	55.1
27/08/2024	18:29	58.2		59.3	55.7
27/08/2024	18:34	62.4		62.8	55.9
27/08/2024	18:39	62.1		62.6	56.2
27/08/2024	18:44	58.6	59.9	60.6	55.8
27/08/2024	18:49	57.1		59.5	55.4
27/08/2024	18:54	57.7		58.8	55.5
27/08/2024	18:59	58.5		60.1	55.1
		Mean	59.8		
		Maximum	67.4		
		Minimum	56.3		

Date	Start Time	Leq (5mins)	Leq (30mins)	L10 (5mins)	L90 (5mins)
28/08/2024	7:04	56.1		59.2	51.4
28/08/2024	7:09	58.6		62.5	51.4
28/08/2024	7:14	58.1	59.3	60.5	51.7
28/08/2024	7:19	62.4		66.9	52.1
28/08/2024	7:24	57.5		60.1	52.2
28/08/2024	7:29	60.0		63.8	52.8
28/08/2024	7:34	54.9		57.4	52.3
28/08/2024	7:39	60.0		61.6	53.4
28/08/2024	7:44	57.3	56.8	59.8	51.2
28/08/2024	7:49	56.3		58.8	50.5
28/08/2024	7:54	56.1		58.7	49.8
28/08/2024	7:59	52.5		53.9	50.1
28/08/2024	8:04	54.2		56.8	49.8
28/08/2024	8:09	57.2		58.1	51.8
28/08/2024	8:14	56.2	57.1	56.7	54.8
28/08/2024	8:19	58.0		59.0	54.9
28/08/2024	8:24	58.6		61.5	52.1
28/08/2024	8:29	56.9		59.5	51.3
28/08/2024	8:34	64.2		65.7	51.5
28/08/2024	8:39	56.5		58.5	51.7
28/08/2024	8:44	56.2	59.3	58.1	53.9
28/08/2024	8:49	57.5		58.1	53.1
28/08/2024	8:54	54.1		54.9	51.5
28/08/2024	8:59	59.2		61.9	51.9
28/08/2024	9:04	56.7		58.5	50.5
28/08/2024	9:09	57.7		59.9	51.0
28/08/2024	9:14	60.3	59.4	64.4	51.6
28/08/2024	9:19	58.6		60.5	52.1
28/08/2024	9:24	62.2		66.8	52.7
28/08/2024	9:29	58.7		61.4	52.3
28/08/2024	9:34	57.4		59.5	52.8
28/08/2024	9:39	58.6		60.9	52.2
28/08/2024	9:44	54.5	57.5	55.4	52.3
28/08/2024	9:49	59.6		61.6	51.6
28/08/2024	9:54	57.7		59.5	53.2
28/08/2024	9:59	55.1		56.8	52.9
28/08/2024	10:04	61.9		65.9	53.0
28/08/2024	10:09	54.9		57.3	52.0
28/08/2024	10:14	60.0		62.4	53.2
28/08/2024	10:19	57.9		61.3	52.4
28/08/2024	10:24	56.0		58.2	51.6
28/08/2024	10:32	54.8		56.5	52.9
28/08/2024	10:37	55.1		56.3	53.5
28/08/2024	10:42	57.0	56.0	59.8	54.1
28/08/2024	10:47	56.6		59.0	53.8
28/08/2024	10:52	56.2		58.9	52.8
28/08/2024	10:57	56.1		56.7	52.6
28/08/2024	11:02	57.7		61.1	52.0
28/08/2024	11:07	57.4		59.9	51.5
28/08/2024	11:12	54.2	57.0	56.0	52.1
28/08/2024	11:17	56.9		59.2	53.2
28/08/2024	11:22	59.5		61.8	52.1
28/08/2024	11:27	53.9		55.6	51.8
28/08/2024	11:32	58.3		60.1	51.0
28/08/2024	11:37	64.8		66.7	51.8
28/08/2024	11:42	54.1	60.6	56.6	51.0
28/08/2024	11:47	58.4		59.1	51.6
28/08/2024	11:52	59.2		62.3	50.8
28/08/2024	11:57	61.5		63.1	52.1
28/08/2024	12:02	62.5		65.2	52.4
28/08/2024	12:07	63.3		67.4	52.5
28/08/2024	12:12	60.9	60.9	62.9	52.3
28/08/2024	12:17	59.7		63.8	52.2
28/08/2024	12:22	57.9		59.3	54.6
28/08/2024	12:27	57.9		60.1	54.3
28/08/2024	12:32	59.1		59.6	54.0
28/08/2024	12:37	56.7		56.8	51.3
28/08/2024	12:42	55.4	57.1	57.6	50.7
28/08/2024	12:47	56.1		56.6	50.5
28/08/2024	12:52	58.2		59.7	50.8
28/08/2024	12:57	55.4		58.1	50.5
28/08/2024	13:02	58.8		62.5	51.6
28/08/2024	13:07	53.6		55.6	50.6
28/08/2024	13:12	52.9	55.6	54.5	50.6
28/08/2024	13:17	52.6		53.9	50.8
28/08/2024	13:22	56.8		60.6	51.9
28/08/2024	13:27	55.5		57.6	52.1
28/08/2024	13:32	56.3		58.4	52.6
28/08/2024	13:37	56.1		56.9	51.9
28/08/2024	13:42	54.5	56.0	56.4	51.8
28/08/2024	13:47	54.4		56.1	52.4
28/08/2024	13:52	55.9		57.8	52.7
28/08/2024	13:57	58.0		60.1	53.4
28/08/2024	14:02	54.9		56.5	52.9
28/08/2024	14:07	55.1		57.0	52.0
28/08/2024	14:12	56.8	55.6	57.8	51.7
28/08/2024	14:17	54.6		56.6	51.8
28/08/2024	14:22	57.5		58.6	51.8
28/08/2024	14:27	53.0		54.4	51.5
28/08/2024	14:32	58.4		59.5	52.4
28/08/2024	14:37	55.2		58.1	51.7
28/08/2024	14:42	56.9	56.2	59.0	52.3
28/08/2024	14:47	56.5		59.6	52.5
28/08/2024	14:52	54.0		55.5	51.6
28/08/2024	14:57	54.8		56.4	51.5
28/08/2024	15:02	56.7		58.6	52.2
28/08/2024	15:07	60.3		62.8	55.4
28/08/2024	15:12	59.5	59.7	60.2	56.6
28/08/2024	15:17	59.7		59.8	56.5
28/08/2024	15:22	61.0		61.3	56.6
28/08/2024	15:27	59.9		61.5	57.1
28/08/2024	15:32	59.0		60.2	56.9
28/08/2024	15:37	61.0		61.9	57.0
28/08/2024	15:42	60.4	60.0	60.6	57.1
28/08/2024	15:47	57.6		58.3	57.0
28/08/2024	15:52	59.5		61.0	57.1
28/08/2024	15:57	61.2		61.4	56.6
28/08/2024	16:02	60.7		60.8	56.7
28/08/2024	16:07	60.0		62.0	56.6
28/08/2024	16:12	62.4	60.2	64.0	56.8
28/08/2024	16:17	58.3		60.1	56.3
28/08/2024	16:22	60.0		62.2	56.4
28/08/2024	16:27	58.7		60.6	56.4
28/08/2024	16:32	57.9		59.8	56.3
28/08/2024	16:37	60.1		61.2	56.5
28/08/2024	16:42	61.1	62.9	63.0	56.6
28/08/2024	16:47	57.7		58.5	56.6
28/08/2024	16:52	62.1		63.7	57.8
28/08/2024	16:57	68.2		70.8	60.4
28/08/2024	17:02	67.4		69.2	61.0
28/08/2024	17:07	62.8		63.0	58.6
28/08/2024	17:12	65.1	70.8	65.2	60.0
28/08/2024	17:17	68.7		71.2	63.8
28/08/2024	17:22	72.8		75.0	68.0
28/08/2024	17:27	75.4		79.5	73.4
28/08/2024	17:32	68.3		70.5	65.3
28/08/2024	17:37	62.8		64.4	60.6
28/08/2024	17:42	64.4	64.4	67.0	60.0
28/08/2024	17:47	64.9		66.7	61.8
28/08/2024	17:52	61.0		63.0	57.8
28/08/2024	17:57	59.7		61.5	57.2
28/08/2024	18:02	62.0		65.6	56.8
28/08/2024	18:07	59.4		61.2	56.2
28/08/2024	18:12	63.2	64.0	63.5	56.2
28/08/2024	18:17	68.4		71.4	57.2
28/08/2024	18:22	62.4		64.9	57.9
28/08/2024	18:27	62.5		64.2	60.8
28/08/2024	18:32	60.6		62.2	59.0
28/08/2024	18:37	59.6		60.8	57.2
28/08/2024	18:42	60.8	59.1	62.4	56.5
28/08/2024	18:47	59.0		60.9	55.1
28/08/2024	18:52	56.4		58.2	54.6
28/08/2024	18:57	56.0		57.8	54.4
		Mean	59.4		
		Maximum	70.8		
		Minimum	55.6		

Station: CM1

Date	Start Time	Leq (5mins)	Leq (30mins)	L10 (5mins)	L90 (5mins)
29/08/2024	7:02	53.5		55.5	50.6
29/08/2024	7:07	57.8		60.0	52.6
29/08/2024	7:12	58.8	59.8	61.6	52.6
29/08/2024	7:17	62.2		65.8	53.3
29/08/2024	7:22	61.9		62.2	52.2
29/08/2024	7:27	59.9		61.4	52.6
29/08/2024	7:32	58.4		61.9	51.5
29/08/2024	7:37	56.0		56.7	52.5
29/08/2024	7:42	57.3	58.1	59.8	53.4
29/08/2024	7:47	56.2		59.0	53.1
29/08/2024	7:52	59.9		62.9	52.3
29/08/2024	7:57	59.2		60.2	52.6
29/08/2024	8:02	57.5		61.2	51.9
29/08/2024	8:07	56.7		58.6	51.6
29/08/2024	8:12	53.8	58.6	54.9	52.0
29/08/2024	8:17	57.4		60.0	52.5
29/08/2024	8:22	56.7		58.1	53.5
29/08/2024	8:27	63.2		65.6	54.4
29/08/2024	8:32	56.6		58.0	52.8
29/08/2024	8:37	58.5		61.7	53.4
29/08/2024	8:42	58.8	57.6	62.3	53.5
29/08/2024	8:47	57.8		58.8	52.6
29/08/2024	8:52	56.8		57.8	53.1
29/08/2024	8:57	56.8		58.0	53.1
29/08/2024	9:02	57.4		59.9	52.4
29/08/2024	9:07	59.2		60.6	53.9
29/08/2024	9:12	58.2	59.5	60.0	53.0
29/08/2024	9:17	59.7		62.5	54.2
29/08/2024	9:22	59.0		61.8	52.9
29/08/2024	9:27	62.1		64.1	53.6
29/08/2024	9:32	58.5		62.4	52.8
29/08/2024	9:37	55.8		57.7	52.9
29/08/2024	9:42	55.9	56.9	56.8	52.8
29/08/2024	9:47	54.6		55.8	52.2
29/08/2024	9:52	57.6		59.6	53.2
29/08/2024	9:57	57.8		60.2	53.1
29/08/2024	10:02	60.0		63.5	53.5
29/08/2024	10:07	57.1		58.4	53.4
29/08/2024	10:12	59.6	58.5	61.5	55.3
29/08/2024	10:17	58.9		61.0	54.7
29/08/2024	10:22	57.7		59.2	53.0
29/08/2024	10:27	56.2		58.3	53.3
29/08/2024	10:32	58.1		59.9	53.3
29/08/2024	10:37	56.7		57.8	53.8
29/08/2024	10:42	61.4	58.6	63.5	53.0
29/08/2024	10:47	53.9		55.4	52.1
29/08/2024	10:52	56.2		59.0	51.0
29/08/2024	10:57	60.6		64.1	52.2
29/08/2024	11:02	60.8		62.5	52.3
29/08/2024	11:07	57.3		59.6	54.4
29/08/2024	11:12	56.2	60.2	57.1	53.8
29/08/2024	11:17	62.0		67.0	52.5
29/08/2024	11:22	58.3		61.8	53.2
29/08/2024	11:27	62.6		65.8	56.6
29/08/2024	11:32	58.7		60.6	53.7
29/08/2024	11:37	59.8		62.9	53.0
29/08/2024	11:42	62.6	60.4	66.9	53.9
29/08/2024	11:47	61.4		65.1	54.3
29/08/2024	11:52	59.2		62.2	52.3
29/08/2024	11:57	59.0		61.3	53.4
29/08/2024	12:02	59.9		62.1	52.9
29/08/2024	12:07	62.5		64.9	53.7
29/08/2024	12:12	59.0	60.3	62.8	52.4
29/08/2024	12:17	61.3		65.0	53.1
29/08/2024	12:22	57.9		60.2	51.9
29/08/2024	12:27	59.6		60.7	51.9
29/08/2024	12:32	62.4		66.7	52.3
29/08/2024	12:37	55.4		56.4	52.0
29/08/2024	12:42	60.7	59.9	64.1	52.7
29/08/2024	12:47	57.1		59.0	52.4
29/08/2024	12:52	62.3		62.8	53.8
29/08/2024	12:57	56.3		58.4	53.1
29/08/2024	13:02	56.1		57.9	53.0
29/08/2024	13:07	55.0		57.0	52.3
29/08/2024	13:12	57.1	58.1	60.0	53.0
29/08/2024	13:17	56.8		58.3	54.9
29/08/2024	13:22	58.7		60.3	55.1
29/08/2024	13:27	61.4		64.6	55.5
29/08/2024	13:32	59.9		61.4	55.7
29/08/2024	13:37	61.4		64.6	56.5
29/08/2024	13:42	59.9	60.3	62.6	55.8
29/08/2024	13:47	59.0		61.4	55.4
29/08/2024	13:52	60.2		62.0	55.5
29/08/2024	13:57	61.2		61.4	56.0
29/08/2024	14:02	63.5		66.6	56.3
29/08/2024	14:07	57.8		59.3	55.6
29/08/2024	14:12	62.3	60.7	64.2	54.9
29/08/2024	14:17	59.3		61.4	55.1
29/08/2024	14:22	56.7		57.2	54.7
29/08/2024	14:27	60.8		64.5	55.7
29/08/2024	14:32	58.4		60.4	55.0
29/08/2024	14:37	58.1		59.9	55.1
29/08/2024	14:42	57.0	58.9	58.3	54.1
29/08/2024	14:47	55.8		57.4	53.9
29/08/2024	14:52	59.7		62.7	55.9
29/08/2024	14:57	61.8		65.7	54.3
29/08/2024	15:02	59.1		59.8	53.7
29/08/2024	15:07	62.1		65.6	57.0
29/08/2024	15:12	58.7	59.9	59.8	57.4
29/08/2024	15:17	59.7		60.4	57.5
29/08/2024	15:22	60.4		62.7	56.8
29/08/2024	15:27	58.6		61.3	55.3
29/08/2024	15:32	61.2		65.1	55.7
29/08/2024	15:37	61.0		63.6	55.4
29/08/2024	15:42	60.5	61.5	64.0	55.5
29/08/2024	15:47	62.9		66.3	56.0
29/08/2024	15:52	59.4		61.1	55.4
29/08/2024	15:57	62.7		67.0	56.0
29/08/2024	16:02	58.7		61.2	55.9
29/08/2024	16:07	59.8		61.6	55.7
29/08/2024	16:12	58.6	59.8	58.7	55.6
29/08/2024	16:17	60.4		63.4	55.6
29/08/2024	16:22	61.0		62.1	55.4
29/08/2024	16:27	59.7		62.1	55.3
29/08/2024	16:32	61.2		65.2	55.4
29/08/2024	16:37	60.1		62.0	54.8
29/08/2024	16:42	59.7	60.7	62.9	54.8
29/08/2024	16:47	58.3		60.2	55.4
29/08/2024	16:52	57.2		59.7	54.9
29/08/2024	16:57	64.2		68.4	55.6
29/08/2024	17:02	59.9		61.1	55.6
29/08/2024	17:07	60.8		63.1	55.3
29/08/2024	17:12	60.0	63.0	62.3	54.3
29/08/2024	17:17	61.2		63.2	54.1
29/08/2024	17:22	61.6		64.9	54.6
29/08/2024	17:27	67.9		70.1	54.8
29/08/2024	17:32	69.4		74.7	53.0
29/08/2024	17:37	57.5		59.0	55.2
29/08/2024	17:42	61.5	63.6	62.1	55.8
29/08/2024	17:47	59.8		61.8	55.3
29/08/2024	17:52	62.2		64.5	55.2
29/08/2024	17:57	57.4		59.4	55.2
29/08/2024	18:02	60.9		64.6	55.7
29/08/2024	18:07	54.0		55.2	51.8
29/08/2024	18:12	56.9	58.8	58.5	54.6
29/08/2024	18:17	61.4		64.7	55.4
29/08/2024	18:22	55.5		57.4	52.0
29/08/2024	18:27	59.2		61.6	53.3
29/08/2024	18:32	57.8		59.9	54.1
29/08/2024	18:37	57.4		60.1	53.9
29/08/2024	18:42	55.4	57.9	56.4	54.0
29/08/2024	18:47	57.0		58.9	53.9
29/08/2024	18:52	57.7		59.9	53.9
29/08/2024	18:57	60.4		61.3	53.6
		Mean	59.7		
		Maximum	63.6		
		Minimum	56.9		

Date	Start Time	Leq (5mins)	Leq (30mins)	L10 (5mins)	L90 (5mins)
30/08/2024	7:02	57.1		57.5	56.5
30/08/2024	7:07	57.1		57.7	56.5
30/08/2024	7:12	57.8	57.3	58.7	56.6
30/08/2024	7:17	57.4		58.1	56.8
30/08/2024	7:22	57.2		57.6	56.9
30/08/2024	7:27	57.2		57.6	56.7
30/08/2024	7:32	57.0		57.3	56.6
30/08/2024	7:37	57.7		58.2	57.1
30/08/2024	7:42	57.9	58.1	58.4	57.4
30/08/2024	7:47	58.5		59.7	57.2
30/08/2024	7:52	58.6		59.2	57.7
30/08/2024	7:57	58.4		59.1	57.4
30/08/2024	8:02	58.9		59.1	57.8
30/08/2024	8:07	58.8		59.5	58.1
30/08/2024	8:12	58.6	59.7	59.3	57.9
30/08/2024	8:17	60.6		62.1	59.0
30/08/2024	8:22	60.5		62.3	58.7
30/08/2024	8:27	60.2		61.9	58.7
30/08/2024	8:32	61.3		62.6	59.9
30/08/2024	8:37	61.7		63.3	60.4
30/08/2024	8:42	61.6	61.7	62.9	60.5
30/08/2024	8:47	62.1		63.4	61.0
30/08/2024	8:52	62.1		63.3	60.7
30/08/2024	8:57	61.5		62.5	60.7
30/08/2024	9:02	61.2		62.2	60.3
30/08/2024	9:07	61.4		62.3	60.5
30/08/2024	9:12	61.4	60.9	62.5	60.0
30/08/2024	9:17	60.3		61.3	59.1
30/08/2024	9:22	60.3		61.7	59.3
30/08/2024	9:27	60.9		62.0	59.6
30/08/2024	9:32	61.5		62.4	60.4
30/08/2024	9:37	61.6		62.5	60.4
30/08/2024	9:42	62.4	61.9	63.7	60.7
30/08/2024	9:47	61.5		62.7	60.5
30/08/2024	9:52	61.8		62.8	60.6
30/08/2024	9:57	62.3		63.6	60.8
30/08/2024	10:02	62.2		63.4	60.9
30/08/2024	10:07	61.5		62.7	60.2
30/08/2024	10:12	61.6	61.3	62.9	60.2
30/08/2024	10:17	61.4		62.3	60.2
30/08/2024	10:22	60.4		61.6	59.5
30/08/2024	10:27	60.7		61.4	59.9
30/08/2024	10:32	61.5		62.5	60.1
30/08/2024	10:37	61.4		62.2	60.6
30/08/2024	10:42	61.2	61.1	62.4	59.9
30/08/2024	10:47	61.0		62.7	59.8
30/08/2024	10:52	60.5		61.3	59.6
30/08/2024	10:57	60.9		62.1	59.8
30/08/2024	11:02	60.7		61.9	59.6
30/08/2024	11:07	60.4		61.1	59.4
30/08/2024	11:12	60.5	60.7	61.1	59.8
30/08/2024	11:17	60.4		61.3	59.6
30/08/2024	11:22	60.9		61.8	60.0
30/08/2024	11:27	61.3		62.7	59.9
30/08/2024	11:32	60.4		61.3	59.7
30/08/2024	11:37	60.2		60.7	59.7
30/08/2024	11:42	60.9	60.7	62.5	59.8
30/08/2024	11:47	60.9		61.6	60.1
30/08/2024	11:52	61.1		62.0	60.4
30/08/2024	11:57	60.8		61.8	59.6
30/08/2024	12:02	60.9		62.2	59.6
30/08/2024	12:07	62.3		63.0	61.3
30/08/2024	12:12	61.3	61.2	62.4	60.0
30/08/2024	12:17	61.4		62.5	60.0
30/08/2024	12:22	60.6		61.4	59.8
30/08/2024	12:27	60.4		61.6	59.3
30/08/2024	12:32	61.9		62.7	60.9
30/08/2024	12:37	62.4		63.2	61.5
30/08/2024	12:42	60.8	61.5	61.7	59.8
30/08/2024	12:47	61.3		62.3	60.2
30/08/2024	12:52	60.3		61.3	59.5
30/08/2024	12:57	61.7		63.0	60.4
30/08/2024	13:02	62.1		64.0	60.5
30/08/2024	13:07	60.9		62.2	59.7
30/08/2024	13:12	61.5	61.5	62.5	60.2
30/08/2024	13:17	61.9		63.1	60.3
30/08/2024	13:22	62.0		63.1	61.2
30/08/2024	13:27	60.3		61.3	59.2
30/08/2024	13:32	60.1		60.7	59.5
30/08/2024	13:37	59.9		60.6	59.2
30/08/2024	13:42	59.7	72.0	62.7	55.9
30/08/2024	13:47	59.6		61.8	55.1
30/08/2024	13:52	62.7		66.1	55.5
30/08/2024	13:57	79.5		82.9	67.4
30/08/2024	14:02	79.1		81.5	73.8
30/08/2024	14:07	72.1		74.2	69.2
30/08/2024	14:12	66.1	74.0	68.8	62.9
30/08/2024	14:17	63.1		64.9	60.5
30/08/2024	14:22	70.8		75.6	59.3
30/08/2024	14:27	75.3		79.0	69.9
30/08/2024	14:32	69.1		70.6	66.5
30/08/2024	14:37	71.5		74.5	66.3
30/08/2024	14:42	64.1	66.8	66.0	61.4
30/08/2024	14:47	62.5		63.7	59.3
30/08/2024	14:52	59.8		61.5	57.1
30/08/2024	14:57	61.7		62.2	55.8
30/08/2024	15:02	60.5		61.6	56.7
30/08/2024	15:07	61.2		63.8	55.8
30/08/2024	15:12	59.3	59.5	61.4	55.0
30/08/2024	15:17	57.7		60.0	54.4
30/08/2024	15:22	59.0		61.0	53.7
30/08/2024	15:27	58.0		60.2	53.1
30/08/2024	15:32	55.2		56.5	53.0
30/08/2024	15:37	57.6		59.1	53.9
30/08/2024	15:42	59.8	59.2	62.5	54.0
30/08/2024	15:47	59.3		60.8	54.8
30/08/2024	15:52	61.6		62.3	54.8
30/08/2024	15:57	58.9		61.7	54.7
30/08/2024	16:02	60.6		62.4	54.4
30/08/2024	16:07	60.0		61.3	54.6
30/08/2024	16:12	60.4	61.0	65.3	54.1
30/08/2024	16:17	60.7		63.9	54.6
30/08/2024	16:22	62.5		63.5	53.8
30/08/2024	16:27	61.4		63.1	54.3
30/08/2024	16:32	62.7		63.3	54.3
30/08/2024	16:37	60.2		60.6	53.9
30/08/2024	16:42	60.2	60.0	60.8	54.0
30/08/2024	16:47	57.2		58.8	55.3
30/08/2024	16:52	59.2		60.9	54.7
30/08/2024	16:57	58.7		60.9	54.9
30/08/2024	17:02	58.8		61.5	54.1
30/08/2024	17:07	56.5		57.4	55.2
30/08/2024	17:12	61.1	59.5	64.3	55.5
30/08/2024	17:17	60.2		60.5	55.2
30/08/2024	17:22	60.6		62.1	54.2
30/08/2024	17:27	58.3		60.0	53.9
30/08/2024	17:32	58.4		60.8	54.7
30/08/2024	17:37	58.8		62.0	54.1
30/08/2024	17:42	71.2	64.6	77.1	55.0
30/08/2024	17:47	59.7		61.5	54.9
30/08/2024	17:52	60.3		61.7	54.4
30/08/2024	17:57	57.8		59.7	54.2
30/08/2024	18:02	62.8		65.7	55.8
30/08/2024	18:07	59.7		61.0	53.4
30/08/2024	18:12	58.8	58.9	60.2	53.4
30/08/2024	18:17	54.2		55.6	52.8
30/08/2024	18:22	54.8		55.8	53.4
30/08/2024	18:27	56.6		59.0	54.0
30/08/2024	18:32	56.0		58.0	53.0
30/08/2024	18:37	56.5		59.0	53.3
30/08/2024	18:42	59.8	57.1	64.3	53.9
30/08/2024	18:47	55.3		57.0	53.4
30/08/2024	18:52	56.0		57.7	53.8
30/08/2024	18:57	57.2		57.4	53.9
		Mean	61.7		
		Maximum	74.0		
		Minimum	57.1		

Station: CM1

Date	Start Time	Leq (5mins)	Leq (30mins)	L10 (5mins)	L90 (5mins)
31/08/2024	7:02	54.0		55.8	51.7
31/08/2024	7:07	55.0		56.6	52.5
31/08/2024	7:12	57.4	58.8	59.4	53.3
31/08/2024	7:17	64.6		65.0	52.4
31/08/2024	7:22	53.5		54.7	51.8
31/08/2024	7:27	55.7		57.8	53.0
31/08/2024	7:32	54.6		56.0	52.8
31/08/2024	7:37	59.2		61.6	53.6
31/08/2024	7:42	57.6	58.6	59.3	54.3
31/08/2024	7:47	60.6		63.4	53.8
31/08/2024	7:52	55.2		56.7	52.6
31/08/2024	7:57	60.8		63.0	53.2
31/08/2024	8:02	61.1		62.3	52.9
31/08/2024	8:07	54.0		55.0	52.6
31/08/2024	8:12	57.5	57.7	60.3	53.2
31/08/2024	8:17	54.7		55.9	52.7
31/08/2024	8:22	55.9		56.7	54.9
31/08/2024	8:27	58.9		62.7	53.4
31/08/2024	8:32	60.0		62.1	53.8
31/08/2024	8:37	58.3		60.9	53.2
31/08/2024	8:42	60.0	59.7	63.2	55.1
31/08/2024	8:47	57.2		59.2	53.8
31/08/2024	8:52	56.7		58.9	53.7
31/08/2024	8:57	62.8		66.7	55.6
31/08/2024	9:02	61.1		64.5	56.2
31/08/2024	9:07	61.0		63.8	56.9
31/08/2024	9:12	60.0	60.3	62.8	56.4
31/08/2024	9:17	60.0		62.8	56.2
31/08/2024	9:22	61.7		63.5	54.8
31/08/2024	9:27	55.2		57.4	53.3
31/08/2024	9:32	59.9		62.3	56.7
31/08/2024	9:37	61.8		64.7	57.1
31/08/2024	9:42	58.8	59.9	60.6	55.8
31/08/2024	9:47	57.8		59.4	54.6
31/08/2024	9:52	57.7		60.1	54.7
31/08/2024	9:57	61.4		64.6	54.8
31/08/2024	10:02	58.0		59.6	55.2
31/08/2024	10:07	59.5		62.5	55.6
31/08/2024	10:12	58.2	60.2	60.2	55.1
31/08/2024	10:17	60.4		62.9	56.4
31/08/2024	10:22	61.6		64.4	56.1
31/08/2024	10:27	62.1		64.9	56.5
31/08/2024	10:32	58.6		60.7	55.8
31/08/2024	10:37	59.3		60.8	56.1
31/08/2024	10:42	60.7	60.6	62.7	56.4
31/08/2024	10:47	60.9		63.1	58.2
31/08/2024	10:52	62.1		64.8	58.2
31/08/2024	10:57	61.0		63.9	57.4
31/08/2024	11:02	61.9		64.0	57.0
31/08/2024	11:07	62.1		64.1	56.9
31/08/2024	11:12	58.3	60.9	59.7	56.2
31/08/2024	11:17	59.1		61.5	56.3
31/08/2024	11:22	61.7		64.8	56.9
31/08/2024	11:27	60.7		63.3	56.0
31/08/2024	11:32	60.3		63.3	56.1
31/08/2024	11:37	59.7		61.9	56.0
31/08/2024	11:42	62.1	62.0	64.1	56.8
31/08/2024	11:47	59.3		61.6	55.5
31/08/2024	11:52	64.8		68.7	55.1
31/08/2024	11:57	63.0		66.8	55.7
31/08/2024	12:02	60.2		62.6	56.1
31/08/2024	12:07	61.1		63.6	57.9
31/08/2024	12:12	61.7	61.1	64.5	58.4
31/08/2024	12:17	60.2		62.1	57.3
31/08/2024	12:22	62.3		64.0	56.5
31/08/2024	12:27	60.7		63.6	55.4
31/08/2024	12:32	61.6		63.1	56.9
31/08/2024	12:37	63.1		66.5	56.7
31/08/2024	12:42	58.8	63.4	60.2	55.3
31/08/2024	12:47	68.3		72.8	55.6
31/08/2024	12:52	58.7		60.4	55.6
31/08/2024	12:57	61.2		62.8	55.3
31/08/2024	13:02	58.2		59.7	55.8
31/08/2024	13:07	60.8		64.7	56.1
31/08/2024	13:12	62.6	61.8	65.9	56.9
31/08/2024	13:17	61.2		63.4	55.7
31/08/2024	13:22	63.6		65.8	57.1
31/08/2024	13:27	62.6		65.7	57.1
31/08/2024	13:32	59.8		62.0	55.7
31/08/2024	13:37	61.8		64.6	56.0
31/08/2024	13:42	58.7	59.5	60.3	55.1
31/08/2024	13:47	59.2		61.9	54.7
31/08/2024	13:52	57.7		60.2	54.5
31/08/2024	13:57	58.6		61.1	54.7
31/08/2024	14:02	62.1		65.0	56.8
31/08/2024	14:07	65.1		67.6	56.0
31/08/2024	14:12	64.9	63.4	66.2	55.2
31/08/2024	14:17	63.8		67.4	55.7
31/08/2024	14:22	61.3		63.5	55.4
31/08/2024	14:27	61.8		64.0	56.2
31/08/2024	14:32	63.0		66.5	56.7
31/08/2024	14:37	62.0		64.8	57.6
31/08/2024	14:42	63.3	62.5	66.0	58.7
31/08/2024	14:47	64.4		66.8	56.9
31/08/2024	14:52	59.3		61.2	54.7
31/08/2024	14:57	61.0		62.5	55.2
31/08/2024	15:02	66.4		68.4	55.4
31/08/2024	15:07	63.6		65.7	56.1
31/08/2024	15:12	64.5	64.9	67.8	59.1
31/08/2024	15:17	65.2		68.7	58.9
31/08/2024	15:22	64.6		67.8	59.8
31/08/2024	15:27	64.3		67.1	59.9
31/08/2024	15:32	63.6		66.1	59.3
31/08/2024	15:37	61.7		64.1	58.0
31/08/2024	15:42	63.9	64.0	66.6	58.4
31/08/2024	15:47	65.3		68.4	59.1
31/08/2024	15:52	64.3		67.4	58.6
31/08/2024	15:57	64.5		67.9	58.2
31/08/2024	16:02	62.9		66.9	56.8
31/08/2024	16:07	63.3		66.7	57.0
31/08/2024	16:12	63.3	64.1	64.5	57.0
31/08/2024	16:17	65.1		68.0	59.7
31/08/2024	16:22	64.7		67.7	60.6
31/08/2024	16:27	64.9		68.6	58.0
31/08/2024	16:32	62.2		64.8	56.6
31/08/2024	16:37	62.9		65.8	56.0
31/08/2024	16:42	59.6	60.9	61.7	56.5
31/08/2024	16:47	58.5		60.2	56.6
31/08/2024	16:52	60.6		62.7	56.4
31/08/2024	16:57	60.3		62.8	55.3
31/08/2024	17:02	59.4		62.7	55.0
31/08/2024	17:07	62.1		64.2	56.6
31/08/2024	17:12	59.2	60.0	61.4	56.5
31/08/2024	17:17	60.9		63.2	55.2
31/08/2024	17:22	60.0		63.4	54.4
31/08/2024	17:27	55.9		57.6	54.1
31/08/2024	17:32	56.4		57.7	54.2
31/08/2024	17:37	59.0		61.4	54.2
31/08/2024	17:42	62.3	61.4	65.3	53.7
31/08/2024	17:47	59.1		59.9	54.1
31/08/2024	17:52	65.3		66.3	54.4
31/08/2024	17:57	60.4		64.2	54.2
31/08/2024	18:02	58.5		61.0	54.6
31/08/2024	18:07	57.8		59.4	54.0
31/08/2024	18:12	57.8	60.4	59.2	54.2
31/08/2024	18:17	60.9		61.5	53.2
31/08/2024	18:22	64.9		66.7	54.2
31/08/2024	18:27	55.6		57.2	53.2
31/08/2024	18:32	55.2		56.3	53.6
31/08/2024	18:37	59.8		63.5	53.7
31/08/2024	18:42	61.1	60.4	62.2	54.0
31/08/2024	18:47	64.9		66.9	53.5
31/08/2024	18:52	56.6		58.6	53.3
31/08/2024	18:57	56.0		56.6	52.8
		Mean	61.1		
		Maximum	64.9		
		Minimum	57.7		

Date	Start Time	Leq (5mins)	Leq (30mins)	L10 (5mins)	L90 (5mins)
1/09/2024	7:02	51.0		52.0	48.5
1/09/2024	7:07	50.4		51.5	48.6
1/09/2024	7:12	52.2	54.1	54.1	49.1
1/09/2024	7:17	55.0		55.7	49.2
1/09/2024	7:22	58.6		62.3	51.5
1/09/2024	7:27	50.6		51.9	49.1
1/09/2024	7:32	52.5		54.5	48.7
1/09/2024	7:37	58.2		62.1	49.9
1/09/2024	7:42	54.1	54.7	55.9	50.7
1/09/2024	7:47	53.3		55.6	50.1
1/09/2024	7:52	54.2		56.8	49.6
1/09/2024	7:57	52.9		54.8	49.8
1/09/2024	8:02	51.2		52.8	48.6
1/09/2024	8:07	51.9		53.2	48.4
1/09/2024	8:12	53.6	52.8	55.3	49.6
1/09/2024	8:17	54.6		56.2	49.1
1/09/2024	8:22	51.7		53.1	48.8
1/09/2024	8:27	52.6		55.2	49.5
1/09/2024	8:32	50.4		51.8	48.4
1/09/2024	8:37	58.2		59.2	49.7
1/09/2024	8:42	51.7	54.4	53.4	49.7
1/09/2024	8:47	52.4		54.4	49.1
1/09/2024	8:52	53.5		53.9	49.8
1/09/2024	8:57	55.1		56.4	49.4
1/09/2024	9:02	56.4		57.9	51.5
1/09/2024	9:07	54.8		56.4	50.8
1/09/2024	9:12	52.8	55.4	55.3	50.2
1/09/2024	9:17	56.3		57.1	49.3
1/09/2024	9:22	53.3		55.6	50.0
1/09/2024	9:27	57.2		59.3	50.4
1/09/2024	9:32	53.3		55.8	49.8
1/09/2024	9:37	52.4		54.1	49.0
1/09/2024	9:42	57.1	53.7	59.5	47.7
1/09/2024	9:47	52.4		54.9	48.9
1/09/2024	9:52	51.9		53.6	48.6
1/09/2024	9:57	52.2		54.6	48.6
1/09/2024	10:02	58.2		61.3	50.3
1/09/2024	10:07	52.1		53.5	49.7
1/09/2024	10:12	55.7	54.7	59.4	50.1
1/09/2024	10:17	51.4		52.5	49.3
1/09/2024	10:22	53.4		54.7	50.1
1/09/2024	10:27	53.1		55.2	49.8
1/09/2024	10:32	57.1		60.3	50.6
1/09/2024	10:37	63.3		64.8	55.5
1/09/2024	10:42	60.0	59.8	62.8	55.3
1/09/2024	10:47	59.0		61.2	52.6
1/09/2024	10:52	57.4		58.7	51.8
1/09/2024	10:57	58.8		62.3	53.3
1/09/2024	11:02	63.4		67.0	56.7
1/09/2024	11:07	64.6		67.2	58.0
1/09/2024	11:12	61.3	63.5	64.8	54.9
1/09/2024	11:17	62.6		65.5	57.6
1/09/2024	11:22	63.7		66.6	58.1
1/09/2024	11:27	64.6		67.9	59.4
1/09/2024	11:32	64.8		68.4	57.6
1/09/2024	11:37	65.3		68.6	58.4
1/09/2024	11:42	66.0	64.1	70.0	56.8
1/09/2024	11:47	62.0		65.6	53.5
1/09/2024	11:52	62.4		66.1	54.5
1/09/2024	11:57	61.9		65.2	54.6
1/09/2024	12:02	61.6		65.5	50.3
1/09/2024	12:07	63.5		67.3	57.2
1/09/2024	12:12	63.4	63.7	67.0	58.3
1/09/2024	12:17	64.7		68.2	56.9
1/09/2024	12:22	64.3		68.1	57.1
1/09/2024	12:27	63.9		67.8	55.8
1/09/2024	12:32	64.3		67.6	55.9
1/09/2024	12:37	63.7		66.8	56.4
1/09/2024	12:42	64.1	64.2	67.9	57.2
1/09/2024	12:47	65.3		69.1	57.4
1/09/2024	12:52	64.8		68.6	57.2
1/09/2024	12:57	62.1		64.9	57.6
1/09/2024	13:02	63.0		65.0	57.5
1/09/2024	13:07	63.6		66.8	57.9
1/09/2024	13:12	63.2	62.0	66.6	55.5
1/09/2024	13:17	61.8		65.2	54.4
1/09/2024	13:22	59.4		61.0	55.5
1/09/2024	13:27	59.0		61.6	55.1
1/09/2024	13:32	59.8		62.2	56.4
1/09/2024	13:37	60.9		62.4	56.3
1/09/2024	13:42	59.1	62.1	61.7	55.8
1/09/2024	13:47	58.8		61.1	55.6
1/09/2024	13:52	63.8		66.8	57.7
1/09/2024	13:57	65.5		68.4	60.4
1/09/2024	14:02	65.2		68.8	57.5
1/09/2024	14:07	66.5		70.1	58.7
1/09/2024	14:12	67.0	67.1	70.4	59.6
1/09/2024	14:17	67.3		70.8	61.2
1/09/2024	14:22	67.5		71.1	59.1
1/09/2024	14:27	68.3		71.5	61.8
1/09/2024	14:32	66.9		70.7	58.6
1/09/2024	14:37	67.2		70.9	60.0
1/09/2024	14:42	66.4	66.0	70.0	58.5
1/09/2024	14:47	66.5		69.9	57.7
1/09/2024	14:52	64.4		68.0	53.0
1/09/2024	14:57	63.6		66.5	57.1
1/09/2024	15:02	63.2		66.9	51.9
1/09/2024	15:07	58.5		60.9	50.6
1/09/2024	15:12	55.5	59.4	58.6	51.2
1/09/2024	15:17	56.0		59.9	50.7
1/09/2024	15:22	61.4		62.3	50.9
1/09/2024	15:27	54.8		57.5	50.7
1/09/2024	15:32	60.9		62.9	51.4
1/09/2024	15:37	62.6		63.2	50.7
1/09/2024	15:42	58.1	59.2	62.0	50.4
1/09/2024	15:47	54.4		55.8	50.3
1/09/2024	15:52	56.5		57.9	54.3
1/09/2024	15:57	57.5		58.6	55.2
1/09/2024	16:02	56.3		57.6	54.9
1/09/2024	16:07	57.0		58.3	54.4
1/09/2024	16:12	57.2	62.2	59.0	53.8
1/09/2024	16:17	57.4		60.2	54.2
1/09/2024	16:22	57.0		59.2	54.2
1/09/2024	16:27	68.7		74.3	54.2
1/09/2024	16:32	63.8		64.6	56.3
1/09/2024	16:37	62.3		63.3	55.7
1/09/2024	16:42	60.6	60.8	62.8	56.8
1/09/2024	16:47	60.1		61.4	56.3
1/09/2024	16:52	57.2		58.8	55.0
1/09/2024	16:57	56.8		58.3	55.4
1/09/2024	17:02	65.4		67.6	57.2
1/09/2024	17:07	62.1		63.2	57.1
1/09/2024	17:12	60.3	62.8	62.0	58.4
1/09/2024	17:17	63.6		65.7	58.4
1/09/2024	17:22	62.7		63.5	59.2
1/09/2024	17:27	60.8		62.6	58.6
1/09/2024	17:32	61.2		62.3	54.5
1/09/2024	17:37	58.1		59.5	54.0
1/09/2024	17:42	54.4	60.0	55.7	53.2
1/09/2024	17:47	59.8		62.1	53.5
1/09/2024	17:52	61.1		62.6	54.7
1/09/2024	17:57	61.8		63.7	53.5
1/09/2024	18:02	55.8		57.5	53.4
1/09/2024	18:07	56.8		57.8	53.3
1/09/2024	18:12	70.0	63.1	76.1	54.5
1/09/2024	18:17	58.2		59.1	54.3
1/09/2024	18:22	56.4		58.8	54.3
1/09/2024	18:27	55.3		56.1	54.0
1/09/2024	18:32	56.1		57.7	54.6
1/09/2024	18:37	56.1		58.2	54.1
1/09/2024	18:42	55.5	55.6	56.1	53.9
1/09/2024	18:47	55.6		57.1	53.8
1/09/2024	18:52	54.9		56.1	53.8
1/09/2024	18:57	55.4		57.0	54.1
		Mean	59.8		
		Maximum	67.1		
		Minimum	52.8		

Station: CM1

Date	Start Time	Leq (5mins)	Leq (30mins)	L10 (5mins)	L90 (5mins)
2/09/2024	7:02	55.6		57.0	52.3
2/09/2024	7:07	60.1		62.7	52.1
2/09/2024	7:12	57.9	59.7	58.6	51.3
2/09/2024	7:17	64.0		65.9	51.9
2/09/2024	7:22	55.1		57.3	52.6
2/09/2024	7:27	59.1		60.3	54.4
2/09/2024	7:32	62.2		65.2	54.2
2/09/2024	7:37	56.3		58.1	53.3
2/09/2024	7:42	57.1	59.0	59.0	52.2
2/09/2024	7:47	59.5		62.0	49.9
2/09/2024	7:52	59.0		60.6	50.3
2/09/2024	7:57	57.0		59.3	50.4
2/09/2024	8:02	51.1		52.4	48.4
2/09/2024	8:07	56.8		60.0	49.6
2/09/2024	8:12	58.3	56.3	61.0	51.2
2/09/2024	8:17	52.7		53.9	49.4
2/09/2024	8:22	53.3		54.1	49.3
2/09/2024	8:27	59.5		62.7	51.9
2/09/2024	8:32	56.0		57.9	50.3
2/09/2024	8:37	60.1		63.4	51.8
2/09/2024	8:42	66.3	60.9	67.3	50.8
2/09/2024	8:47	57.0		60.2	49.7
2/09/2024	8:52	58.9		61.4	53.4
2/09/2024	8:57	56.6		59.2	51.3
2/09/2024	9:02	60.0		63.7	52.5
2/09/2024	9:07	62.1		63.8	53.9
2/09/2024	9:12	55.8	59.6	57.9	52.2
2/09/2024	9:17	58.4		61.4	53.5
2/09/2024	9:22	60.7		61.4	52.5
2/09/2024	9:27	57.8		59.8	52.5
2/09/2024	9:32	61.0		63.0	53.3
2/09/2024	9:37	57.1		58.7	54.8
2/09/2024	9:42	62.2	59.0	62.5	53.8
2/09/2024	9:47	57.2		59.0	53.4
2/09/2024	9:52	55.6		57.8	52.5
2/09/2024	9:57	56.9		57.1	53.3
2/09/2024	10:02	58.3		59.6	54.7
2/09/2024	10:07	59.1		61.4	54.2
2/09/2024	10:12	56.3	58.1	57.2	53.5
2/09/2024	10:17	56.4		58.2	52.7
2/09/2024	10:22	60.2		61.9	52.0
2/09/2024	10:27	56.7		60.1	51.2
2/09/2024	10:32	59.7		62.8	52.7
2/09/2024	10:37	61.5		65.6	52.5
2/09/2024	10:42	57.7	59.7	60.8	52.9
2/09/2024	10:47	57.0		59.2	51.9
2/09/2024	10:52	59.7		61.9	52.8
2/09/2024	10:57	61.1		62.2	57.8
2/09/2024	11:02	61.8		62.3	52.4
2/09/2024	11:07	54.6		55.6	52.4
2/09/2024	11:12	61.2	59.7	64.9	52.3
2/09/2024	11:17	59.4		62.7	51.4
2/09/2024	11:22	60.7		63.5	51.6
2/09/2024	11:27	55.8		58.0	52.4
2/09/2024	11:32	62.0		65.4	54.0
2/09/2024	11:37	61.1		63.6	53.1
2/09/2024	11:42	58.6	60.3	61.5	53.0
2/09/2024	11:47	61.8		65.0	52.5
2/09/2024	11:52	53.3		54.9	49.3
2/09/2024	11:57	60.2		62.0	50.6
2/09/2024	12:02	60.7		63.1	51.1
2/09/2024	12:07	55.3		59.0	49.9
2/09/2024	12:12	59.2	67.5	60.8	50.0
2/09/2024	12:17	63.1		67.0	52.1
2/09/2024	12:22	70.3		73.5	64.0
2/09/2024	12:27	72.7		76.0	65.8
2/09/2024	12:32	70.9		74.4	63.2
2/09/2024	12:37	64.0		68.3	54.2
2/09/2024	12:42	61.2	65.0	65.3	52.5
2/09/2024	12:47	61.0		62.2	55.1
2/09/2024	12:52	58.6		60.8	56.3
2/09/2024	12:57	60.0		61.2	56.0
2/09/2024	13:02	57.0		58.4	55.7
2/09/2024	13:07	60.1		61.5	53.7
2/09/2024	13:12	56.3	59.0	57.1	54.1
2/09/2024	13:17	58.7		59.3	54.8
2/09/2024	13:29	60.1		63.3	55.0
2/09/2024	13:34	60.4		64.0	55.1
2/09/2024	13:39	57.7		59.6	55.3
2/09/2024	13:44	62.0		65.5	55.3
2/09/2024	13:49	62.3	65.4	64.3	56.0
2/09/2024	13:54	56.5		58.4	54.4
2/09/2024	13:59	68.4		69.7	55.1
2/09/2024	14:04	69.8		72.2	56.8
2/09/2024	14:09	57.9		60.7	53.9
2/09/2024	14:14	59.5		61.8	54.3
2/09/2024	14:19	57.0	58.6	58.2	54.7
2/09/2024	14:24	60.7		62.4	55.5
2/09/2024	14:29	57.8		60.0	54.7
2/09/2024	14:34	57.5		59.1	55.1
2/09/2024	14:39	60.3		62.5	55.3
2/09/2024	14:44	61.7		64.3	57.3
2/09/2024	14:49	60.3	60.3	63.4	56.4
2/09/2024	14:54	61.0		63.7	54.7
2/09/2024	14:59	60.0		63.3	54.7
2/09/2024	15:04	57.9		60.2	54.5
2/09/2024	15:09	63.1		65.3	55.3
2/09/2024	15:14	58.9		61.0	55.6
2/09/2024	15:19	63.1	61.7	64.6	55.2
2/09/2024	15:24	62.0		65.3	56.8
2/09/2024	15:29	60.8		63.2	55.3
2/09/2024	15:34	60.7		63.3	55.7
2/09/2024	15:39	65.7		70.1	56.2
2/09/2024	15:44	58.2		59.9	55.1
2/09/2024	15:49	56.8	61.3	58.5	55.0
2/09/2024	15:54	59.4		61.6	56.1
2/09/2024	15:59	62.8		65.0	56.4
2/09/2024	16:04	55.8		56.7	55.0
2/09/2024	16:09	60.5		63.6	55.8
2/09/2024	16:14	64.7		65.2	56.6
2/09/2024	16:19	59.9	63.6	61.8	56.3
2/09/2024	16:24	67.4		71.2	57.2
2/09/2024	16:29	61.5		65.1	56.7
2/09/2024	16:34	62.3		65.9	56.4
2/09/2024	16:39	61.3		65.0	56.5
2/09/2024	16:44	62.7		66.2	56.2
2/09/2024	16:49	62.6	61.6	64.2	56.5
2/09/2024	16:54	59.6		61.6	55.9
2/09/2024	16:59	62.8		64.1	56.3
2/09/2024	17:04	59.2		59.7	55.9
2/09/2024	17:09	59.7		61.3	56.0
2/09/2024	17:14	65.9		69.4	58.6
2/09/2024	17:19	66.0	65.4	68.3	61.9
2/09/2024	17:24	67.7		70.4	63.4
2/09/2024	17:29	66.6		69.7	61.7
2/09/2024	17:34	61.2		62.2	57.0
2/09/2024	17:39	59.0		61.1	56.9
2/09/2024	17:44	61.7		63.7	57.1
2/09/2024	17:49	60.6	59.5	63.6	56.3
2/09/2024	17:54	58.9		61.1	54.9
2/09/2024	17:59	57.8		59.3	55.3
2/09/2024	18:04	57.7		59.5	55.1
2/09/2024	18:09	61.7		64.6	55.5
2/09/2024	18:14	59.6		61.9	55.5
2/09/2024	18:19	63.3	64.4	64.3	54.6
2/09/2024	18:24	56.9		58.2	54.6
2/09/2024	18:29	56.7		58.6	54.1
2/09/2024	18:34	70.5		76.8	54.0
2/09/2024	18:39	58.8		61.0	53.4
2/09/2024	18:44	61.3		62.2	53.6
2/09/2024	18:49	58.7		59.9	54.0
2/09/2024	18:54	55.7		57.2	53.9
2/09/2024	18:59	55.1		55.7	53.9
		Mean	61.1		
		Maximum	67.5		
		Minimum	56.3		

Date	Start Time	Leq (5mins)	Leq (30mins)	L10 (5mins)	L90 (5mins)
3/09/2024	7:04	60.7		62.9	50.7
3/09/2024	7:09	59.4		62.5	52.3
3/09/2024	7:14	52.5	58.9	54.4	50.1
3/09/2024	7:19	54.6		56.7	51.4
3/09/2024	7:24	60.1		61.4	52.2
3/09/2024	7:29	60.7		64.0	51.8
3/09/2024	7:34	56.7		60.1	51.4
3/09/2024	7:39	58.4		62.1	51.7
3/09/2024	7:44	58.9	62.8	60.8	53.4
3/09/2024	7:49	60.0		63.6	53.5
3/09/2024	7:54	67.4		68.3	55.3
3/09/2024	7:59	64.8		64.9	52.1
3/09/2024	8:04	63.3		64.3	52.1
3/09/2024	8:09	65.7		66.7	51.7
3/09/2024	8:14	58.0	61.7	59.5	51.6
3/09/2024	8:19	60.0		63.0	53.4
3/09/2024	8:24	57.4		60.3	52.9
3/09/2024	8:29	58.8		61.7	52.8
3/09/2024	8:34	54.0		54.7	51.8
3/09/2024	8:39	60.4		64.6	52.7
3/09/2024	8:44	55.3	56.6	56.7	52.2
3/09/2024	8:49	55.8		58.1	51.4
3/09/2024	8:54	54.1		54.7	51.7
3/09/2024	8:59	56.4		58.7	51.9
3/09/2024	9:04	55.1		57.1	52.2
3/09/2024	9:09	60.0		62.9	53.5
3/09/2024	9:14	61.8	60.3	63.2	60.5
3/09/2024	9:19	61.6		62.5	60.4
3/09/2024	9:24	60.3		61.2	59.4
3/09/2024	9:29	60.4		61.6	59.5
3/09/2024	9:34	60.8		61.9	59.7
3/09/2024	9:39	60.3		61.0	59.4
3/09/2024	9:44	60.8	61.3	61.7	59.6
3/09/2024	9:49	63.4		64.8	60.7
3/09/2024	9:54	60.7		61.9	59.6
3/09/2024	9:59	60.8		61.7	59.9
3/09/2024	10:04	60.6		61.5	59.5
3/09/2024	10:09	60.4		61.3	59.6
3/09/2024	10:14	60.2	60.6	60.9	59.5
3/09/2024	10:19	61.0		62.0	59.8
3/09/2024	10:24	60.7		61.8	59.7
3/09/2024	10:29	60.4		61.1	59.7
3/09/2024	10:34	60.9		61.8	59.9
3/09/2024	10:39	60.4		61.1	59.8
3/09/2024	10:44	61.6	61.6	63.5	59.9
3/09/2024	10:49	62.8		63.9	61.2
3/09/2024	10:54	62.0		63.3	60.9
3/09/2024	10:59	61.4		62.5	60.2
3/09/2024	11:04	62.1		63.1	60.8
3/09/2024	11:09	62.8		65.1	60.7
3/09/2024	11:14	63.0	62.3	64.4	61.4
3/09/2024	11:19	62.6		63.7	61.0
3/09/2024	11:24	61.8		63.3	60.5
3/09/2024	11:29	61.5		62.6	60.4
3/09/2024	11:34	61.6		62.9	60.2
3/09/2024	11:39	62.2		63.9	60.5
3/09/2024	11:44	62.4	62.1	63.6	61.1
3/09/2024	11:49	62.2		63.5	60.7
3/09/2024	11:54	61.8		63.3	60.5
3/09/2024	11:59	62.4		63.9	60.8
3/09/2024	12:04	62.6		64.1	60.8
3/09/2024	12:09	62.3		63.4	60.8
3/09/2024	12:14	62.8	62.5	64.0	61.4
3/09/2024	12:19	62.4		63.6	61.3
3/09/2024	12:24	62.2		63.8	60.5
3/09/2024	12:29	62.6		63.6	61.1
3/09/2024	12:34	61.7		63.6	59.9
3/09/2024	12:39	62.8		64.8	60.6
3/09/2024	12:44	63.1	62.3	64.0	61.9
3/09/2024	12:49	61.6		62.8	60.5
3/09/2024	12:54	61.9		64.0	60.0
3/09/2024	12:59	62.3		64.1	60.6
3/09/2024	13:04	61.4		62.5	59.7
3/09/2024	13:09	62.2		64.3	60.5
3/09/2024	13:14	61.5	61.2	63.1	59.6
3/09/2024	13:19	61.5		63.3	59.3
3/09/2024	13:24	60.4		61.5	59.2
3/09/2024	13:29	59.7		61.2	58.7
3/09/2024	13:34	61.6		63.1	59.1
3/09/2024	13:39	59.7		60.2	58.9
3/09/2024	13:44	59.8	60.5	60.8	58.8
3/09/2024	13:49	60.7		61.3	59.6
3/09/2024	13:54	60.8		62.2	59.3
3/09/2024	13:59	60.2		61.5	59.1
3/09/2024	14:04	60.5		62.2	59.3
3/09/2024	14:09	61.5		64.0	59.1
3/09/2024	14:14	61.3	61.0	62.9	59.6
3/09/2024	14:19	60.4		61.8	59.5
3/09/2024	14:24	61.4		63.3	59.6
3/09/2024	14:29	61.0		62.2	59.7
3/09/2024	14:34	60.9		62.5	59.6
3/09/2024	14:39	61.3		62.3	60.0
3/09/2024	14:44	60.5	60.7	62.2	59.1
3/09/2024	14:49	61.1		63.3	59.0
3/09/2024	14:54	60.2		61.5	58.9
3/09/2024	14:59	60.0		61.4	58.8
3/09/2024	15:04	60.0		61.6	58.6
3/09/2024	15:09	61.1		62.4	59.0
3/09/2024	15:14	60.8	60.6	62.1	59.2
3/09/2024	15:19	60.4		61.9	59.0
3/09/2024	15:24	60.5		62.0	58.7
3/09/2024	15:29	60.8		62.0	59.4
3/09/2024	15:34	64.5		68.8	59.8
3/09/2024	15:39	60.3		61.6	59.0
3/09/2024	15:44	61.0	61.9	62.0	59.7
3/09/2024	15:49	61.8		63.3	60.3
3/09/2024	15:54	61.5		63.2	59.9
3/09/2024	15:59	61.2		62.3	60.2
3/09/2024	16:04	60.4		61.0	59.6
3/09/2024	16:09	60.2		60.8	59.4
3/09/2024	16:14	61.5	61.0	63.1	60.0
3/09/2024	16:19	61.2		62.7	60.1
3/09/2024	16:24	61.1		62.4	60.0
3/09/2024	16:29	61.3		63.2	59.8
3/09/2024	16:34	62.5		64.1	60.6
3/09/2024	16:39	62.5		64.0	60.7
3/09/2024	16:44	62.9	62.5	64.9	60.9
3/09/2024	16:49	63.4		64.5	60.4
3/09/2024	16:54	61.9		64.0	60.0
3/09/2024	16:59	61.7		63.8	60.1
3/09/2024	17:04	61.4		63.5	59.5
3/09/2024	17:09	60.0		61.6	58.9
3/09/2024	17:14	60.0	60.2	60.6	59.2
3/09/2024	17:19	59.4		60.1	58.7
3/09/2024	17:24	60.1		60.7	59.2
3/09/2024	17:29	60.1		60.8	59.1
3/09/2024	17:34	59.8		60.3	59.2
3/09/2024	17:39	60.0		60.8	59.2
3/09/2024	17:44	60.1	60.4	60.8	59.4
3/09/2024	17:49	60.6		61.3	59.4
3/09/2024	17:54	61.0		61.9	59.0
3/09/2024	17:59	60.5		61.8	59.2
3/09/2024	18:04	60.0		60.5	59.4
3/09/2024	18:09	60.1		60.9	59.2
3/09/2024	18:14	60.5	60.1	61.4	59.6
3/09/2024	18:19	60.1		61.4	59.0
3/09/2024	18:24	59.9		60.8	58.8
3/09/2024	18:29	59.8		60.5	59.0
3/09/2024	18:34	59.8		60.5	58.9
3/09/2024	18:39	59.8		60.5	58.9
3/09/2024	18:44	60.8	61.0	62.5	59.6
3/09/2024	18:49	61.6		63.0	60.3
3/09/2024	18:54	62.1		63.6	60.1
3/09/2024	18:59	61.6		63.1	60.2
		Mean	61.0		
		Maximum	62.8		
		Minimum	56.6		

Station: CM1

Date	Start Time	Leq (5mins)	Leq (30mins)	L10 (5mins)	L90 (5mins)
4/09/2024	7:04	54.0		54.4	53.4
4/09/2024	7:09	53.8		54.2	53.3
4/09/2024	7:14	54.0		54.6	53.5
4/09/2024	7:19	53.9	53.9	54.3	53.4
4/09/2024	7:24	53.8		54.2	53.5
4/09/2024	7:29	53.9		54.2	53.6
4/09/2024	7:34	54.9		55.3	54.0
4/09/2024	7:39	54.3		54.8	53.8
4/09/2024	7:44	54.3		54.6	53.9
4/09/2024	7:49	54.4	54.5	55.2	53.4
4/09/2024	7:54	54.3		54.7	53.8
4/09/2024	7:59	54.9		55.5	54.4
4/09/2024	8:04	57.3		60.5	53.9
4/09/2024	8:09	54.1		54.5	53.6
4/09/2024	8:14	54.7		56.1	53.6
4/09/2024	8:19	54.1	55.0	54.9	53.3
4/09/2024	8:24	54.3		54.9	53.3
4/09/2024	8:29	54.5		55.1	53.9
4/09/2024	8:34	54.6		55.1	54.0
4/09/2024	8:39	54.4		54.9	53.9
4/09/2024	8:44	54.3		54.8	53.9
4/09/2024	8:49	54.4	54.3	55.0	53.9
4/09/2024	8:54	54.1		54.6	53.6
4/09/2024	8:59	54.1		54.8	53.5
4/09/2024	9:04	54.3		55.0	53.8
4/09/2024	9:09	54.3		54.5	53.9
4/09/2024	9:14	54.3	54.2	54.8	53.8
4/09/2024	9:19	54.2		54.5	53.6
4/09/2024	9:24	53.7		54.3	53.2
4/09/2024	9:29	54.2		54.9	53.5
4/09/2024	9:34	53.9		54.4	53.4
4/09/2024	9:39	53.5		53.8	52.9
4/09/2024	9:44	53.4	54.0	53.7	53.1
4/09/2024	9:49	54.1		54.6	53.6
4/09/2024	9:54	54.7		55.4	54.0
4/09/2024	9:59	54.2		55.0	53.5
4/09/2024	10:04	54.0		54.4	53.6
4/09/2024	10:09	54.0		54.6	53.6
4/09/2024	10:14	54.4		55.0	53.7
4/09/2024	10:19	53.9	53.9	54.5	53.5
4/09/2024	10:24	53.5		54.0	53.1
4/09/2024	10:29	53.5		53.9	53.0
4/09/2024	10:34	53.5		53.8	53.1
4/09/2024	10:39	53.3		53.7	52.8
4/09/2024	10:44	53.4	53.8	53.9	53.1
4/09/2024	10:49	53.5		53.8	53.2
4/09/2024	10:54	53.6		54.0	53.1
4/09/2024	10:59	55.0		56.7	53.5
4/09/2024	11:04	54.2		54.6	53.5
4/09/2024	11:09	54.1		54.3	53.6
4/09/2024	11:14	53.6	53.9	53.8	53.3
4/09/2024	11:19	54.0		54.6	53.5
4/09/2024	11:24	53.5		53.8	53.2
4/09/2024	11:29	53.9		54.3	53.4
4/09/2024	11:34	55.1		55.3	53.6
4/09/2024	11:39	54.8		55.4	54.0
4/09/2024	11:44	54.1	54.4	55.1	53.4
4/09/2024	11:49	53.9		54.1	53.5
4/09/2024	11:54	54.3		54.7	53.7
4/09/2024	11:59	53.8		54.1	53.4
4/09/2024	12:04	53.8		54.0	53.4
4/09/2024	12:09	53.9		54.3	53.5
4/09/2024	12:14	54.7	54.3	55.5	54.0
4/09/2024	12:19	54.8		55.8	53.8
4/09/2024	12:24	54.0		54.3	53.6
4/09/2024	12:29	54.2		54.5	53.9
4/09/2024	12:34	54.8		55.3	54.1
4/09/2024	12:39	55.3		56.0	54.4
4/09/2024	12:44	56.5	55.5	57.0	55.8
4/09/2024	12:49	56.6		57.6	54.8
4/09/2024	12:54	54.6		55.1	54.0
4/09/2024	12:59	54.5		55.1	53.8
4/09/2024	13:04	57.0		57.9	55.1
4/09/2024	13:09	56.6		58.1	54.7
4/09/2024	13:14	58.6	58.9	60.3	55.7
4/09/2024	13:19	60.0		61.7	57.7
4/09/2024	13:24	58.3		60.1	55.8
4/09/2024	13:29	61.0		63.5	57.3
4/09/2024	13:34	58.5		61.1	54.7
4/09/2024	13:39	59.9		62.1	56.2
4/09/2024	13:44	62.4	59.5	63.8	60.3
4/09/2024	13:49	58.8		61.2	55.3
4/09/2024	13:54	59.2		61.5	56.2
4/09/2024	13:59	55.4		56.5	54.4
		Mean	55.0		
		Maximum	59.5		
		Minimum	53.8		

Date	Start Time	Leq (5mins)+3	Leq (30mins)	L10 (5mins)	L90 (5mins)
9/09/2024	12:57	59.5		61.2	57.7
9/09/2024	13:02	58.6		59.6	57.7
9/09/2024	13:07	58.5	58.8	59.7	57.2
9/09/2024	13:12	59.1		60.8	57.4
9/09/2024	13:17	58.1		59.6	57.0
9/09/2024	13:22	58.8		59.8	57.9
9/09/2024	13:27	60.1		62.1	58.3
9/09/2024	13:32	60.1		62.0	58.3
9/09/2024	13:37	58.9	59.4	60.1	58.0
9/09/2024	13:42	58.9		61.0	57.4
9/09/2024	13:47	59.1		60.3	57.8
9/09/2024	13:52	58.8		61.0	57.0
9/09/2024	13:57	58.6		60.2	57.4
9/09/2024	14:02	58.1		59.2	57.1
9/09/2024	14:07	59.0	59.3	60.1	57.8
9/09/2024	14:12	59.3		60.9	57.5
9/09/2024	14:17	60.5		61.6	59.2
9/09/2024	14:22	59.8		61.0	58.5
9/09/2024	14:27	60.9		62.4	59.4
9/09/2024	14:32	59.3		60.7	58.0
9/09/2024	14:37	59.4	59.6	60.8	58.2
9/09/2024	14:42	59.4		60.2	58.5
9/09/2024	14:47	59.1		60.1	58.1
9/09/2024	14:52	59.0		60.6	57.7
9/09/2024	14:57	59.5		61.0	58.3
9/09/2024	15:02	59.3		60.6	58.2
9/09/2024	15:07	59.2	59.5	60.7	57.7
9/09/2024	15:12	58.6		59.6	57.8
9/09/2024	15:17	60.3		62.1	58.3
9/09/2024	15:22	60.1		62.2	58.1
9/09/2024	15:27	59.7		61.2	58.3
9/09/2024	15:32	59.0		59.5	57.8
9/09/2024	15:37	58.7	59.1	59.5	57.9
9/09/2024	15:42	59.0		59.8	58.0
9/09/2024	15:47	59.1		60.2	58.3
9/09/2024	15:52	59.1		59.9	58.2
9/09/2024	15:57	59.0		59.6	58.1
9/09/2024	16:02	60.2		61.3	59.0
9/09/2024	16:07	60.6	60.3	61.2	59.8
9/09/2024	16:12	59.6		60.8	58.3
9/09/2024	16:17	59.6		60.3	58.6
9/09/2024	16:22	61.9		64.1	60.2
9/09/2024	16:27	61.9		62.7	61.2
9/09/2024	16:32	61.6		62.7	60.5
9/09/2024	16:37	62.6	61.6	63.9	61.0
9/09/2024	16:42	62.0		63.2	60.4
9/09/2024	16:47	61.7		63.2	59.7
9/09/2024	16:52	59.5		59.9	59.0
9/09/2024	16:57	59.5		60.0	58.9
9/09/2024	17:02	59.4		59.9	58.9
9/09/2024	17:07	59.7	59.7	60.5	58.9
9/09/2024	17:12	59.9		60.6	59.1
9/09/2024	17:17	59.7		60.8	58.8
9/09/2024	17:22	59.8		60.9	58.9
9/09/2024	17:27	59.9		60.5	59.1
9/09/2024	17:32	59.7		60.3	59.2
9/09/2024	17:37	59.0	59.4	59.7	58.3
9/09/2024	17:42	59.4		60.5	58.3
9/09/2024	17:47	59.2		59.6	58.5
9/09/2024	17:52	59.2		59.8	58.5
9/09/2024	17:57	59.3		60.2	58.6
9/09/2024	18:02	59.2		59.7	58.6
9/09/2024	18:07	59.0	59.2	59.5	58.4
9/09/2024	18:12	59.1		59.5	58.7
9/09/2024	18:17	59.2		59.9	58.6
9/09/2024	18:22	59.4		60.5	58.3
9/09/2024	18:27	59.8		60.5	59.2
9/09/2024	18:32	59.9		60.7	59.3
9/09/2024	18:37	59.5	57.4	60.5	58.8
9/09/2024	18:42	52.4		53.0	51.1
9/09/2024	18:47	52.0		52.6	51.2
9/09/2024	18:52	51.3		52.0	50.7
9/09/2024	18:57	54.4		56.1	52.3
		Mean	59.4		
		Maximum	61.6		
		Minimum	57.4		

Station: CM1

Date	Start Time	Leq (5mins)	Leq (30mins)	L10 (5mins)	L90 (5mins)
10/09/2024	7:02	48.8		49.2	48.4
10/09/2024	7:07	49.3		50.0	48.7
10/09/2024	7:12	49.7	49.7	50.1	49.5
10/09/2024	7:17	50.1		50.3	49.8
10/09/2024	7:22	49.9		50.1	49.7
10/09/2024	7:27	50.1		50.5	49.7
10/09/2024	7:32	49.9		50.1	49.6
10/09/2024	7:37	49.8		50.1	49.6
10/09/2024	7:42	49.1	49.2	49.7	48.7
10/09/2024	7:47	48.8		48.9	48.5
10/09/2024	7:52	48.8		49.2	48.3
10/09/2024	7:57	48.7		49.1	48.5
10/09/2024	8:02	49.3		49.5	49.0
10/09/2024	8:07	49.3		49.5	49.1
10/09/2024	8:12	49.6	50.1	49.9	49.2
10/09/2024	8:17	50.2		50.6	49.8
10/09/2024	8:22	50.6		51.0	50.4
10/09/2024	8:27	51.1		51.3	50.3
10/09/2024	8:32	50.0		50.5	49.5
10/09/2024	8:37	50.0		50.4	49.5
10/09/2024	8:42	50.0	49.9	50.3	49.7
10/09/2024	8:47	50.0		50.3	49.7
10/09/2024	8:52	49.9		50.3	49.6
10/09/2024	8:57	49.7		50.0	49.4
10/09/2024	9:02	49.6		49.8	49.4
10/09/2024	9:07	49.4		49.6	49.2
10/09/2024	9:12	49.5	50.0	49.8	49.2
10/09/2024	9:17	49.6		50.0	49.3
10/09/2024	9:22	49.2		49.6	48.8
10/09/2024	9:27	52.0		52.5	50.6
10/09/2024	9:32	50.8		51.4	50.3
10/09/2024	9:37	50.2		50.5	49.9
10/09/2024	9:42	50.2	50.6	50.5	49.9
10/09/2024	9:47	50.9		51.4	50.5
10/09/2024	9:52	51.2		51.6	50.8
10/09/2024	9:57	50.3		51.0	49.8
10/09/2024	10:02	49.7		50.0	49.3
10/09/2024	10:07	49.4		49.6	49.0
10/09/2024	10:12	48.6	49.2	49.1	48.3
10/09/2024	10:17	49.0		49.3	48.7
10/09/2024	10:22	48.9		49.2	48.7
10/09/2024	10:27	49.4		49.8	49.0
10/09/2024	10:32	49.6		49.9	49.2
10/09/2024	10:37	49.7		50.1	49.4
10/09/2024	10:42	50.0	49.7	50.3	49.7
10/09/2024	10:47	49.7		50.0	49.5
10/09/2024	10:52	49.6		49.9	49.4
10/09/2024	10:57	49.5		49.8	49.3
10/09/2024	11:02	49.4		49.8	48.9
10/09/2024	11:07	49.1		49.3	48.9
10/09/2024	11:12	49.0	49.6	49.3	48.8
10/09/2024	11:17	49.9		50.3	49.5
10/09/2024	11:22	50.2		50.5	49.8
10/09/2024	11:27	50.0		50.3	49.8
10/09/2024	11:32	50.2		50.4	50.0
10/09/2024	11:37	50.1		50.3	49.8
10/09/2024	11:42	50.4	50.2	50.7	50.1
10/09/2024	11:47	50.5		50.8	50.2
10/09/2024	11:52	50.1		50.4	49.9
10/09/2024	11:57	50.1		50.4	49.8
10/09/2024	12:02	49.9		50.2	49.7
10/09/2024	12:07	50.2		50.5	49.9
10/09/2024	12:12	50.4	50.3	50.6	50.1
10/09/2024	12:17	50.4		50.6	50.2
10/09/2024	12:22	50.4		50.7	50.2
10/09/2024	12:27	50.2		50.6	49.7
10/09/2024	12:32	53.1		54.4	50.7
10/09/2024	12:37	61.5		64.4	51.0
10/09/2024	12:42	52.6	55.8	53.4	50.8
10/09/2024	12:47	50.9		51.4	50.4
10/09/2024	12:52	50.9		51.6	50.2
10/09/2024	12:57	53.9		57.8	50.6
10/09/2024	13:02	52.5		53.8	51.1
10/09/2024	13:07	52.9		54.2	50.5
10/09/2024	13:12	50.4	51.5	50.8	49.7
10/09/2024	13:17	51.4		52.7	49.8
10/09/2024	13:22	50.5		51.5	49.6
10/09/2024	13:27	50.6		51.5	49.9
10/09/2024	13:32	50.4		51.4	49.3
10/09/2024	13:37	50.9		53.2	49.0
10/09/2024	13:42	50.4	50.6	50.9	49.8
10/09/2024	13:47	50.9		51.3	50.5
10/09/2024	13:52	50.4		50.7	50.1
10/09/2024	13:57	50.5		50.8	50.1
10/09/2024	14:02	54.8		55.1	54.3
10/09/2024	14:07	55.2		56.2	54.3
10/09/2024	14:12	55.2	55.3	55.7	54.6
10/09/2024	14:17	56.1		57.2	55.1
10/09/2024	14:22	55.3		56.1	54.4
10/09/2024	14:27	55.3		55.4	54.7
10/09/2024	14:32	54.7		55.2	54.1
10/09/2024	14:37	55.0		55.4	54.5
10/09/2024	14:42	55.2	55.4	55.6	54.8
10/09/2024	14:47	55.5		55.8	55.2
10/09/2024	14:52	56.1		56.9	55.2
10/09/2024	14:57	55.6		56.4	54.5
10/09/2024	15:02	57.9		62.3	54.2
10/09/2024	15:07	62.0		66.4	54.7
10/09/2024	15:12	54.3	58.1	54.7	53.9
10/09/2024	15:17	59.3		63.2	54.1
10/09/2024	15:22	54.3		54.4	53.8
10/09/2024	15:27	54.8		55.3	54.1
10/09/2024	15:32	54.5		54.9	54.1
10/09/2024	15:37	54.4		54.8	54.1
10/09/2024	15:42	54.4	54.7	54.7	54.0
10/09/2024	15:47	55.4		55.9	55.0
10/09/2024	15:52	55.2		55.4	54.9
10/09/2024	15:57	54.4		54.8	54.0
10/09/2024	16:02	53.9		54.2	53.6
10/09/2024	16:07	53.7		54.0	53.4
10/09/2024	16:12	54.1	54.0	54.5	53.8
10/09/2024	16:17	53.8		54.3	53.4
10/09/2024	16:22	54.3		54.6	53.9
10/09/2024	16:27	54.3		55.1	53.7
10/09/2024	16:32	54.9		55.8	53.7
10/09/2024	16:37	53.9		54.1	53.6
10/09/2024	16:42	54.4	54.5	54.8	54.0
10/09/2024	16:47	54.2		54.5	54.0
10/09/2024	16:52	54.5		54.7	54.2
10/09/2024	16:57	54.8		55.2	54.5
10/09/2024	17:02	54.5		54.8	54.1
10/09/2024	17:07	54.4		54.7	54.2
10/09/2024	17:12	54.5	54.5	54.8	54.3
10/09/2024	17:17	54.5		54.8	54.2
10/09/2024	17:22	54.5		54.8	54.2
10/09/2024	17:27	54.5		54.8	54.2
10/09/2024	17:32	54.5		54.8	54.2
10/09/2024	17:37	54.5		55.0	54.2
10/09/2024	17:42	54.9	54.7	55.4	54.4
10/09/2024	17:47	55.0		55.8	54.6
10/09/2024	17:52	54.6		54.8	54.3
10/09/2024	17:57	54.6		54.9	54.3
10/09/2024	18:02	54.9		55.3	54.4
10/09/2024	18:07	57.1		58.7	54.7
10/09/2024	18:12	54.5	54.6	54.9	54.0
10/09/2024	18:17	54.3		55.1	53.1
10/09/2024	18:22	52.8		53.2	52.3
10/09/2024	18:27	52.6		53.0	52.1
10/09/2024	18:32	54.5		56.0	52.6
10/09/2024	18:37	54.7		55.9	53.4
10/09/2024	18:42	57.4	56.8	60.1	54.6
10/09/2024	18:47	57.4		59.0	54.9
10/09/2024	18:52	57.8		59.8	54.5
10/09/2024	18:57	57.9		60.0	54.4
		Mean	52.5		
		Maximum	58.1		
		Minimum	49.2		

Date	Start Time	Leq (5mins)	Leq (30mins)	L10 (5mins)	L90 (5mins)
11/09/2024	7:02	53.0		54.5	51.7
11/09/2024	7:07	51.6		52.3	50.5
11/09/2024	7:12	53.9	52.0	56.9	50.7
11/09/2024	7:17	50.8		51.2	50.4
11/09/2024	7:22	51.1		51.4	50.8
11/09/2024	7:27	50.7		51.0	50.4
11/09/2024	7:32	51.4		51.8	51.0
11/09/2024	7:37	51.1		51.4	50.9
11/09/2024	7:42	51.1	51.2	51.3	50.9
11/09/2024	7:47	51.2		51.7	50.8
11/09/2024	7:52	51.3		51.7	51.0
11/09/2024	7:57	51.2		51.5	50.8
11/09/2024	8:02	51.0		51.3	50.7
11/09/2024	8:07	51.4		51.9	50.8
11/09/2024	8:12	50.9	51.0	51.2	50.6
11/09/2024	8:17	50.7		51.1	50.5
11/09/2024	8:22	50.7		51.0	50.4
11/09/2024	8:27	51.1		51.3	50.8
11/09/2024	8:32	50.7		51.1	50.3
11/09/2024	8:37	50.7		51.0	50.4
11/09/2024	8:42	50.8	50.8	51.2	50.5
11/09/2024	8:47	50.8		51.1	50.5
11/09/2024	8:52	50.8		51.3	50.4
11/09/2024	8:57	51.0		51.2	50.6
11/09/2024	9:02	51.5		52.0	51.1
11/09/2024	9:07	51.3		51.7	50.9
11/09/2024	9:12	50.8	51.1	51.2	50.5
11/09/2024	9:17	50.7		51.2	50.2
11/09/2024	9:22	51.0		51.3	50.7
11/09/2024	9:27	51.0		51.3	50.8
11/09/2024	9:32	51.3		51.6	50.9
11/09/2024	9:37	51.3		51.7	51.1
11/09/2024	9:42	52.0	51.4	53.0	51.2
11/09/2024	9:47	51.7		52.6	51.0
11/09/2024	9:52	51.0		51.3	50.7
11/09/2024	9:57	50.7		51.1	50.1
11/09/2024	10:02	50.3		50.7	50.0
11/09/2024	10:07	50.2		50.5	49.8
11/09/2024	10:12	50.4	50.6	50.8	50.1
11/09/2024	10:17	50.9		51.5	50.3
11/09/2024	10:22	51.0		51.4	50.7
11/09/2024	10:27	51.0		51.3	50.7
11/09/2024	10:32	51.2		51.4	50.8
11/09/2024	10:37	51.3		51.9	50.9
11/09/2024	10:42	51.4	51.4	51.8	51.0
11/09/2024	10:47	51.6		52.0	51.2
11/09/2024	10:52	51.5		51.8	51.3
11/09/2024	10:57	51.5		51.7	51.2
11/09/2024	11:02	51.5		51.8	51.2
11/09/2024	11:07	51.5		52.2	50.7
11/09/2024	11:12	50.7	51.1	51.1	50.5
11/09/2024	11:17	50.6		50.9	50.3
11/09/2024	11:22	50.5		50.8	50.1
11/09/2024	11:27	51.4		52.8	50.1
11/09/2024	11:32	52.2		52.9	51.5
11/09/2024	11:37	52.4		53.2	51.3
11/09/2024	11:42	52.5	56.0	54.7	51.0
11/09/2024	11:47	58.5		59.4	57.3
11/09/2024	11:52	57.3		58.5	56.0
11/09/2024	11:57	57.8		59.4	56.5
11/09/2024	12:02	57.7		59.0	56.3
11/09/2024	12:07	59.2		60.7	57.4
11/09/2024	12:12	58.9	58.4	61.1	57.0
11/09/2024	12:17	58.5		60.2	56.4
11/09/2024	12:22	58.1		59.2	56.9
11/09/2024	12:27	57.8		59.1	56.6
11/09/2024	12:32	58.9		60.2	57.9
11/09/2024	12:37	59.1		60.8	57.6
11/09/2024	12:42	57.8	58.6	60.4	55.8
11/09/2024	12:47	58.5		60.1	56.4
11/09/2024	12:52	57.5		58.9	55.7
11/09/2024	12:57	59.3		61.7	57.1
		Mean	52.8		
		Maximum	58.6		
		Minimum	50.6		

Summary of Noise Monitoring Results during 07:00 - 19:00 at CM1	
	Leq (30mins)
Mean	58.7
Maximum	74.0
Minimum	49.2

Note:
1. The Leq (5mins) values within the time slots that do not have six consecutive Leq (5mins) values are not included in calculation of Leq (30mins).
2. Data gaps appear starting from the afternoon on 4 September 2024 to the morning on 9 September 2024 during the suspension of monitoring due to the super typhoon Yagi.
3. Short periods of data gaps in tables are due to suspension of monitoring during replacement of batteries for the sound level meter.

Station: CM1

Date	Start Time	Leq (5mins)	Leq (30mins)	L10 (5mins)	L90 (5mins)
23/08/2024	19:04	58.90		59.5	53.2
23/08/2024	19:09	58.50		61.0	53.2
23/08/2024	19:14	57.70	56.7	58.3	53.2
23/08/2024	19:19	53.50		54.8	50.8
23/08/2024	19:24	55.20		56.8	50.8
23/08/2024	19:29	52.30		53.3	51.0
23/08/2024	19:34	59.60		60.7	51.5
23/08/2024	19:39	60.10		63.9	52.9
23/08/2024	19:44	53.90	56.9	56.0	51.3
23/08/2024	19:49	53.40		55.8	50.9
23/08/2024	19:54	55.30		55.6	51.4
23/08/2024	19:59	52.90		53.9	51.4
23/08/2024	20:04	55.40		56.8	51.9
23/08/2024	20:09	54.30		55.3	52.3
23/08/2024	20:14	53.20	54.6	54.0	52.0
23/08/2024	20:19	56.60		58.6	52.4
23/08/2024	20:24	53.10		53.6	51.7
23/08/2024	20:29	53.90		54.9	51.8
23/08/2024	20:34	56.70		60.2	52.1
23/08/2024	20:39	59.90		64.6	51.7
23/08/2024	20:44	54.00	56.4	55.7	51.3
23/08/2024	20:49	55.30		57.1	52.1
23/08/2024	20:54	55.10		56.0	52.2
23/08/2024	20:59	53.80		54.9	52.1
23/08/2024	21:04	53.80		56.5	51.0
23/08/2024	21:09	51.70		52.4	50.9
23/08/2024	21:14	55.00	53.9	55.8	51.0
23/08/2024	21:19	55.60		58.0	50.4
23/08/2024	21:24	54.40		57.3	50.5
23/08/2024	21:29	51.10		51.9	50.1
23/08/2024	21:34	52.30		52.5	49.9
23/08/2024	21:39	53.10		55.2	50.1
23/08/2024	21:44	65.80	60.7	70.9	50.8
23/08/2024	21:49	63.20		65.2	51.7
23/08/2024	21:54	57.20		58.1	50.8
23/08/2024	21:59	54.60		57.8	51.0
23/08/2024	22:04	54.70		57.1	51.2
23/08/2024	22:09	53.40		54.2	51.5
23/08/2024	22:14	53.50	54.2	54.0	50.7
23/08/2024	22:19	56.50		57.1	50.7
23/08/2024	22:24	52.30		53.8	50.4
23/08/2024	22:29	53.20		54.4	50.5
23/08/2024	22:34	51.80		53.6	50.3
23/08/2024	22:39	52.50		53.5	50.5
23/08/2024	22:44	51.70	53.3	53.4	50.1
23/08/2024	22:49	53.20		54.7	50.5
23/08/2024	22:54	55.10		57.7	50.8
23/08/2024	22:59	54.30		54.9	51.0
		Mean	55.8		
		Maximum	60.7		
		Minimum	53.3		

Date	Start Time	Leq (5mins)	Leq (30mins)	L10 (5mins)	L90 (5mins)
24/08/2024	19:04	55.2		57.6	52.1
24/08/2024	19:09	54.9		55.6	52.0
24/08/2024	19:14	59.4	57.1	62.1	52.9
24/08/2024	19:19	54.5		56.6	52.3
24/08/2024	19:24	56.8		58.9	52.6
24/08/2024	19:29	58.9		60.3	53.4
24/08/2024	19:34	61.1		62.6	52.8
24/08/2024	19:39	54.9		55.7	51.8
24/08/2024	19:44	56.7	58.6	57.6	52.1
24/08/2024	19:49	58.1		59.1	52.4
24/08/2024	19:54	61.4		61.8	52.6
24/08/2024	19:59	54.1		56.5	51.8
24/08/2024	20:04	53.0		54.6	51.7
24/08/2024	20:09	56.1		58.8	51.8
24/08/2024	20:14	57.7	57.7	58.2	52.1
24/08/2024	20:19	57.0		57.9	52.2
24/08/2024	20:24	58.3		59.2	52.0
24/08/2024	20:29	60.7		64.1	51.9
24/08/2024	20:34	53.7		54.2	51.9
24/08/2024	20:39	54.8		55.3	52.1
24/08/2024	20:44	56.7	55.2	57.8	51.8
24/08/2024	20:49	55.1		57.6	51.8
24/08/2024	20:54	55.6		57.3	51.7
24/08/2024	20:59	54.5		55.6	52.1
24/08/2024	21:04	58.1		62.9	52.7
24/08/2024	21:09	54.8		57.0	52.5
24/08/2024	21:14	54.2	55.8	56.3	51.8
24/08/2024	21:19	52.6		53.2	51.9
24/08/2024	21:24	55.9		56.3	51.9
24/08/2024	21:29	57.2		60.8	51.9
24/08/2024	21:34	55.8		57.6	52.1
24/08/2024	21:39	57.7		58.8	52.2
24/08/2024	21:44	58.8	57.9	61.6	52.4
24/08/2024	21:49	59.6		60.7	53.1
24/08/2024	21:54	59.2		61.4	52.5
24/08/2024	21:59	53.0		54.4	51.4
24/08/2024	22:04	59.5		62.0	51.6
24/08/2024	22:09	57.0		57.7	51.2
24/08/2024	22:14	52.6	58.8	54.4	50.8
24/08/2024	22:19	64.1		65.2	51.5
24/08/2024	22:24	52.4		53.4	50.8
24/08/2024	22:29	52.6		53.2	50.9
24/08/2024	22:34	52.9		53.9	50.7
24/08/2024	22:39	62.8		64.5	51.0
24/08/2024	22:44	53.8	57.3	54.2	52.2
24/08/2024	22:49	54.7		55.7	52.2
24/08/2024	22:54	55.5		56.6	50.7
24/08/2024	22:59	54.1		56.0	50.5
		Mean	57.3		
		Maximum	58.8		
		Minimum	55.2		

Date	Start Time	Leq (5mins)	Leq (30mins)	L10 (5mins)	L90 (5mins)
25/08/2024	19:04	58.8		58.8	50.4
25/08/2024	19:09	53.6		53.6	49.8
25/08/2024	19:14	52.7	54.5	52.7	49.4
25/08/2024	19:19	53.5		53.5	49.2
25/08/2024	19:24	50.6		50.6	48.6
25/08/2024	19:29	52.4		52.4	48.3
25/08/2024	19:34	56.6		56.6	48.7
25/08/2024	19:39	59.8		59.8	49.3
25/08/2024	19:44	56.1	57.0	56.1	48.7
25/08/2024	19:49	59.6		59.6	49.4
25/08/2024	19:54	50.6		50.6	48.7
25/08/2024	19:59	51.6		51.6	48.8
25/08/2024	20:04	51.6		51.6	48.5
25/08/2024	20:09	57.1		57.1	49.5
25/08/2024	20:14	59.0	57.4	59.0	50.5
25/08/2024	20:19	61.3		61.3	50.3
25/08/2024	20:24	53.2		53.2	49.8
25/08/2024	20:29	54.4		54.4	49.9
25/08/2024	20:34	57.5		57.5	50.1
25/08/2024	20:39	56.2		56.2	50.8
25/08/2024	20:44	57.9	63.3	57.9	50.7
25/08/2024	20:49	70.1		70.1	51.5
25/08/2024	20:54	57.3		57.3	50.5
25/08/2024	20:59	56.3		56.3	50.6
25/08/2024	21:04	59.5		59.5	50.7
25/08/2024	21:09	55.5		55.5	50.8
25/08/2024	21:14	59.0	58.9	59.0	51.9
25/08/2024	21:19	60.0		60.0	54.3
25/08/2024	21:24	60.7		60.7	52.7
25/08/2024	21:29	56.6		56.6	51.2
25/08/2024	21:34	54.0		54.0	51.1
25/08/2024	21:39	54.4		54.4	50.5
25/08/2024	21:44	54.1	54.5	54.1	50.5
25/08/2024	21:49	55.1		55.1	51.1
25/08/2024	21:54	53.7		53.7	51.3
25/08/2024	21:59	55.5		55.5	51.8
25/08/2024	22:04	65.5		65.5	51.9
25/08/2024	22:09	59.4		59.4	51.3
25/08/2024	22:14	55.2	59.7	55.2	51.6
25/08/2024	22:19	55.7		55.7	51.8
25/08/2024	22:24	53.7		53.7	51.6
25/08/2024	22:29	52.9		52.9	51.5
25/08/2024	22:34	54.2		54.2	51.6
25/08/2024	22:39	56.0		56.0	51.6
25/08/2024	22:44	53.6	54.9	53.6	51.3
25/08/2024	22:49	55.9		55.9	51.5
25/08/2024	22:54	54.8		54.8	51.4
25/08/2024	22:59	54.3		54.3	51.1
		Mean	57.5		
		Maximum	63.3		
		Minimum	54.5		

Station: CM1

Date	Start Time	Leq (5mins)	Leq (30mins)	L10 (5mins)	L90 (5mins)
26/08/2024	19:04	60.0		63.4	53.6
26/08/2024	19:09	56.4		58.8	52.8
26/08/2024	19:14	55.3	58.1	56.6	52.7
26/08/2024	19:19	58.8		59.8	52.2
26/08/2024	19:24	60.6		61.4	52.6
26/08/2024	19:29	52.9		53.3	51.9
26/08/2024	19:34	54.6		55.1	52.3
26/08/2024	19:39	61.9		62.3	51.0
26/08/2024	19:44	56.0	57.8	56.5	53.4
26/08/2024	19:49	57.2		58.1	54.2
26/08/2024	19:54	55.3		56.0	54.3
26/08/2024	19:59	56.8		58.2	54.9
26/08/2024	20:04	54.3		56.1	50.1
26/08/2024	20:09	53.9		54.5	53.1
26/08/2024	20:14	56.1	56.7	58.0	54.5
26/08/2024	20:19	56.4		58.4	54.8
26/08/2024	20:24	59.5		61.6	53.2
26/08/2024	20:29	57.7		59.3	51.4
26/08/2024	20:34	55.7		57.2	50.8
26/08/2024	20:39	53.1		54.7	51.0
26/08/2024	20:44	52.8	58.0	54.0	51.4
26/08/2024	20:49	60.0		63.2	51.6
26/08/2024	20:54	55.1		56.4	51.8
26/08/2024	20:59	62.4		63.4	51.3
26/08/2024	21:04	61.1		62.5	52.0
26/08/2024	21:09	55.2		58.0	51.7
26/08/2024	21:14	55.6	56.4	57.8	51.7
26/08/2024	21:19	53.1		55.0	51.2
26/08/2024	21:24	54.6		56.2	51.5
26/08/2024	21:29	52.4		53.0	51.6
26/08/2024	21:34	53.5		54.6	51.5
26/08/2024	21:39	53.4		53.9	51.5
26/08/2024	21:44	54.2	55.3	55.3	52.1
26/08/2024	21:49	55.2		56.0	51.9
26/08/2024	21:54	56.0		57.3	54.9
26/08/2024	21:59	57.9		59.5	53.6
26/08/2024	22:04	53.9		55.0	52.3
26/08/2024	22:09	56.9		58.8	51.5
26/08/2024	22:14	54.3	56.5	55.1	51.7
26/08/2024	22:19	56.8		57.9	51.7
26/08/2024	22:24	55.5		57.2	51.4
26/08/2024	22:29	59.4		62.3	51.7
26/08/2024	22:34	56.7		59.4	51.7
26/08/2024	22:39	53.7		53.9	50.8
26/08/2024	22:44	52.5	54.1	52.7	50.8
26/08/2024	22:49	53.7		55.9	51.0
26/08/2024	22:54	53.2		54.8	50.7
26/08/2024	22:59	53.2		55.4	50.7
		Mean	56.6		
		Maximum	58.1		
		Minimum	54.1		

Date	Start Time	Leq (5mins)	Leq (30mins)	L10 (5mins)	L90 (5mins)
27/08/2024	19:04	57.4		58.0	55.1
27/08/2024	19:09	56.8		58.2	55.2
27/08/2024	19:14	56.7	56.4	58.3	55.1
27/08/2024	19:19	56.7		57.6	54.8
27/08/2024	19:24	54.9		55.7	54.1
27/08/2024	19:29	55.7		57.0	54.3
27/08/2024	19:34	55.9		57.9	54.4
27/08/2024	19:39	56.7		58.1	54.4
27/08/2024	19:44	57.7	57.1	59.9	55.0
27/08/2024	19:49	56.8		58.5	55.1
27/08/2024	19:54	55.7		56.2	54.8
27/08/2024	19:59	58.9		60.3	51.6
27/08/2024	20:04	53.5		55.3	50.9
27/08/2024	20:09	53.2		54.8	51.2
27/08/2024	20:14	53.5	54.1	54.5	50.7
27/08/2024	20:19	52.8		54.0	51.5
27/08/2024	20:24	54.1		55.3	51.9
27/08/2024	20:29	56.4		58.0	52.0
27/08/2024	20:34	58.5		59.7	51.9
27/08/2024	20:39	58.1		60.9	53.3
27/08/2024	20:44	57.2	57.2	60.7	52.6
27/08/2024	20:49	57.1		58.9	51.6
27/08/2024	20:54	56.4		59.5	51.2
27/08/2024	20:59	55.4		58.0	51.6
27/08/2024	21:04	55.6		57.2	51.4
27/08/2024	21:09	55.1		56.4	51.5
27/08/2024	21:14	52.1	58.0	53.0	51.0
27/08/2024	21:19	57.9		59.8	51.5
27/08/2024	21:24	63.1		64.7	51.5
27/08/2024	21:29	54.8		56.0	51.2
27/08/2024	21:34	56.8		60.4	51.4
27/08/2024	21:39	60.5		65.3	51.5
27/08/2024	21:44	55.5	59.2	56.6	52.5
27/08/2024	21:49	55.1		57.1	52.2
27/08/2024	21:54	62.5		66.7	53.7
27/08/2024	21:59	59.6		62.4	52.9
27/08/2024	22:04	59.1		60.6	52.6
27/08/2024	22:09	54.2		56.6	51.2
27/08/2024	22:14	54.6	56.0	55.8	51.4
27/08/2024	22:19	56.6		57.7	51.7
27/08/2024	22:24	55.2		57.6	51.8
27/08/2024	22:29	53.5		54.8	51.6
27/08/2024	22:34	54.0		55.5	52.0
27/08/2024	22:39	53.8		54.5	52.2
27/08/2024	22:44	53.0	53.8	53.8	52.0
27/08/2024	22:49	54.7		57.3	51.8
27/08/2024	22:54	53.7		55.2	51.8
27/08/2024	22:59	53.1		54.0	52.0
		Mean	56.5		
		Maximum	59.2		
		Minimum	53.8		

Date	Start Time	Leq (5mins)	Leq (30mins)	L10 (5mins)	L90 (5mins)
28/08/2024	19:07	60.1		62.9	54.8
28/08/2024	19:12	59.5		60.8	55.0
28/08/2024	19:17	57.7	58.2	58.8	54.3
28/08/2024	19:22	55.9		57.6	54.3
28/08/2024	19:27	57.7		60.1	54.6
28/08/2024	19:32	56.5		58.5	54.4
28/08/2024	19:37	55.9		58.9	51.5
28/08/2024	19:42	53.7		55.5	51.3
28/08/2024	19:47	52.4	55.4	53.7	50.5
28/08/2024	19:52	53.0		53.8	50.3
28/08/2024	19:57	55.7		59.0	50.9
28/08/2024	20:02	58.4		61.1	51.2
28/08/2024	20:07	56.1		56.6	50.8
28/08/2024	20:12	55.9		58.8	50.9
28/08/2024	20:17	54.7	54.5	56.8	51.5
28/08/2024	20:22	52.4		53.9	50.8
28/08/2024	20:27	52.8		53.5	51.0
28/08/2024	20:32	53.6		55.4	50.3
28/08/2024	20:37	60.7		61.9	51.4
28/08/2024	20:42	52.8		54.6	51.1
28/08/2024	20:47	56.0	57.2	57.4	51.4
28/08/2024	20:52	57.2		57.5	51.6
28/08/2024	20:57	57.6		59.5	53.6
28/08/2024	21:02	54.3		55.3	50.9
28/08/2024	21:07	55.5		58.9	51.1
28/08/2024	21:12	53.1		54.7	51.1
28/08/2024	21:17	52.7	54.7	53.6	51.3
28/08/2024	21:22	53.3		54.6	50.5
28/08/2024	21:27	57.9		60.6	51.2
28/08/2024	21:32	53.1		54.9	50.4
28/08/2024	21:37	54.5		56.4	51.4
28/08/2024	21:42	54.8		55.3	51.2
28/08/2024	21:47	53.6	54.4	54.5	51.1
28/08/2024	21:52	55.9		58.4	51.1
28/08/2024	21:57	53.3		53.6	51.3
28/08/2024	22:02	53.7		55.5	50.9
28/08/2024	22:07	55.1		57.5	51.4
28/08/2024	22:12	60.2		60.3	51.3
28/08/2024	22:17	53.5	56.1	55.3	51.2
28/08/2024	22:22	53.6		54.4	51.2
28/08/2024	22:27	56.8		58.5	51.5
28/08/2024	22:32	52.0		53.0	50.7
28/08/2024	22:37	53.6		53.9	50.6
28/08/2024	22:42	53.0		54.9	51.1
28/08/2024	22:47	53.3	53.9	54.9	51.4
28/08/2024	22:52	56.9		58.5	52.0
28/08/2024	22:57	52.3		53.9	51.3
28/08/2024	23:02	52.0		52.8	51.2
		Mean	55.5		
		Maximum	58.2		
		Minimum	53.9		

Station: CM1

Date	Start Time	Leq (5mins)	Leq (30mins)	L10 (5mins)	L90 (5mins)
29/08/2024	19:02	57.2	57.4	59.9	54.1
29/08/2024	19:07	57.3		59.6	54.2
29/08/2024	19:12	54.8		56.1	53.0
29/08/2024	19:17	57.9		60.2	53.4
29/08/2024	19:22	57.7		58.4	53.7
29/08/2024	19:27	58.6		59.5	53.3
29/08/2024	19:32	55.1	65.6	56.9	51.9
29/08/2024	19:37	54.7		56.0	50.4
29/08/2024	19:42	58.1		62.2	51.2
29/08/2024	19:47	68.4		72.3	62.7
29/08/2024	19:52	70.4		73.0	66.9
29/08/2024	19:57	64.2		65.7	62.1
29/08/2024	20:02	61.3	60.2	62.9	58.1
29/08/2024	20:07	63.2		65.6	58.4
29/08/2024	20:12	58.7		60.2	56.1
29/08/2024	20:17	61.5		63.1	55.0
29/08/2024	20:22	55.0		56.7	52.9
29/08/2024	20:27	55.2		56.9	52.4
29/08/2024	20:32	55.0	56.9	55.9	51.9
29/08/2024	20:37	60.5		64.1	53.7
29/08/2024	20:42	55.9		58.4	51.7
29/08/2024	20:47	54.6		56.5	50.6
29/08/2024	20:52	57.4		59.4	52.4
29/08/2024	20:57	54.8		56.8	51.4
29/08/2024	21:02	54.2	56.2	57.0	50.6
29/08/2024	21:07	54.9		57.2	51.6
29/08/2024	21:12	59.1		61.3	51.9
29/08/2024	21:17	53.8		56.0	51.0
29/08/2024	21:22	55.4		57.4	51.3
29/08/2024	21:27	57.1		58.6	51.2
29/08/2024	21:32	55.9	55.3	57.3	50.9
29/08/2024	21:37	53.4		55.3	50.7
29/08/2024	21:42	53.9		56.0	50.5
29/08/2024	21:47	57.0		59.2	51.8
29/08/2024	21:52	55.1		56.9	51.7
29/08/2024	21:57	55.6		57.0	52.0
29/08/2024	22:02	59.1	56.6	60.2	52.2
29/08/2024	22:07	55.6		57.4	51.9
29/08/2024	22:12	54.9		55.9	52.6
29/08/2024	22:17	58.0		62.4	52.3
29/08/2024	22:22	55.3		57.0	52.0
29/08/2024	22:27	55.0		57.0	51.7
29/08/2024	22:32	54.9	55.3	57.2	51.8
29/08/2024	22:37	53.2		54.8	51.3
29/08/2024	22:42	54.8		57.0	52.4
29/08/2024	22:47	55.4		56.8	53.3
29/08/2024	22:52	57.0		59.8	52.7
29/08/2024	22:57	55.7		58.0	52.8
		Mean	57.9		
		Maximum	65.6		
		Minimum	55.3		

Date	Start Time	Leq (5mins)	Leq (30mins)	L10 (5mins)	L90 (5mins)
30/08/2024	19:02	55.4	57.3	56.2	53.9
30/08/2024	19:07	57.5		59.1	54.5
30/08/2024	19:12	56.3		57.0	54.6
30/08/2024	19:17	57.8		58.4	56.4
30/08/2024	19:22	57.1		58.0	56.0
30/08/2024	19:27	58.8		60.1	56.4
30/08/2024	19:32	62.5	58.5	66.1	54.7
30/08/2024	19:37	55.9		56.7	54.2
30/08/2024	19:42	56.4		57.5	54.8
30/08/2024	19:47	58.0		59.2	55.0
30/08/2024	19:52	57.9		58.1	54.9
30/08/2024	19:57	56.3		57.1	55.3
30/08/2024	20:02	57.0	57.6	58.0	55.1
30/08/2024	20:07	60.0		60.8	55.0
30/08/2024	20:12	56.1		56.8	54.9
30/08/2024	20:17	56.5		57.1	55.2
30/08/2024	20:22	57.9		58.4	55.5
30/08/2024	20:27	57.1		58.8	55.4
30/08/2024	20:32	59.5	58.7	59.6	55.4
30/08/2024	20:37	59.8		60.4	55.2
30/08/2024	20:42	56.5		57.7	55.4
30/08/2024	20:47	59.7		60.5	55.7
30/08/2024	20:52	59.4		60.8	55.9
30/08/2024	20:57	56.0		56.8	55.2
30/08/2024	21:02	56.8	57.2	57.9	55.1
30/08/2024	21:07	59.1		59.4	55.0
30/08/2024	21:12	55.8		56.2	54.9
30/08/2024	21:17	55.6		56.1	54.7
30/08/2024	21:22	56.2		57.4	54.7
30/08/2024	21:27	58.3		60.2	55.2
30/08/2024	21:32	57.4	56.9	58.3	54.5
30/08/2024	21:37	56.8		57.3	54.5
30/08/2024	21:42	56.7		58.7	54.5
30/08/2024	21:47	55.8		57.8	54.0
30/08/2024	21:52	57.4		58.7	54.5
30/08/2024	21:57	57.0		58.6	54.7
30/08/2024	22:02	56.2	56.9	58.0	54.3
30/08/2024	22:07	56.6		57.9	55.2
30/08/2024	22:12	56.4		57.5	54.9
30/08/2024	22:17	59.7		62.2	54.3
30/08/2024	22:22	55.8		56.8	54.7
30/08/2024	22:27	55.4		56.8	54.0
30/08/2024	22:32	56.4	56.5	57.3	54.1
30/08/2024	22:37	56.3		57.2	54.5
30/08/2024	22:42	56.3		57.3	54.2
30/08/2024	22:47	55.8		56.5	54.7
30/08/2024	22:52	55.8		58.2	53.8
30/08/2024	22:57	57.8		59.5	53.9
		Mean	57.5		
		Maximum	58.7		
		Minimum	56.5		

Date	Start Time	Leq (5mins)	Leq (30mins)	L10 (5mins)	L90 (5mins)
31/08/2024	19:02	55.7	57.7	56.1	52.8
31/08/2024	19:07	53.6		54.2	52.8
31/08/2024	19:12	56.2		57.2	53.0
31/08/2024	19:17	53.4		54.1	51.5
31/08/2024	19:22	58.0		60.5	51.3
31/08/2024	19:27	62.2		63.8	51.8
31/08/2024	19:32	57.2	59.6	60.6	51.7
31/08/2024	19:37	58.1		59.8	51.5
31/08/2024	19:42	61.0		62.2	51.6
31/08/2024	19:47	57.7		60.0	51.9
31/08/2024	19:52	59.2		60.8	51.8
31/08/2024	19:57	62.2		63.2	52.6
31/08/2024	20:02	55.6	57.1	56.9	52.4
31/08/2024	20:07	57.7		58.8	52.5
31/08/2024	20:12	60.0		63.0	52.2
31/08/2024	20:17	53.0		54.5	51.4
31/08/2024	20:22	55.5		59.5	51.4
31/08/2024	20:27	57.4		60.5	51.6
31/08/2024	20:32	55.0	57.6	56.1	53.3
31/08/2024	20:37	57.1		62.8	53.3
31/08/2024	20:42	58.0		60.2	53.1
31/08/2024	20:47	52.1		53.2	50.9
31/08/2024	20:52	52.9		53.8	51.1
31/08/2024	20:57	62.2		65.5	51.6
31/08/2024	21:02	53.4	58.6	54.3	51.4
31/08/2024	21:07	57.1		60.7	51.7
31/08/2024	21:12	57.7		60.9	52.0
31/08/2024	21:17	56.3		59.7	52.3
31/08/2024	21:22	53.3		54.6	52.0
31/08/2024	21:27	63.8		65.6	51.6
31/08/2024	21:32	55.6	64.4	55.8	53.3
31/08/2024	21:37	58.1		61.0	54.0
31/08/2024	21:42	65.9		71.1	54.6
31/08/2024	21:47	61.7		64.2	52.6
31/08/2024	21:52	54.7		56.5	52.7
31/08/2024	21:57	69.9		76.3	53.3
31/08/2024	22:02	62.4	58.5	67.6	52.1
31/08/2024	22:07	58.3		60.8	52.1
31/08/2024	22:12	56.2		58.7	52.4
31/08/2024	22:17	54.3		55.4	50.7
31/08/2024	22:22	53.9		55.6	50.8
31/08/2024	22:27	59.5		61.9	50.7
31/08/2024	22:32	55.1	53.8	56.5	51.9
31/08/2024	22:37	55.0		56.8	53.3
31/08/2024	22:42	53.2		54.9	50.7
31/08/2024	22:47	52.6		54.4	50.8
31/08/2024	22:52	53.4		54.9	50.3
31/08/2024	22:57	52.8		54.3	50.0
		Mean	58.4		
		Maximum	64.4		
		Minimum	53.8		

Station: CM1

Date	Start Time	Leq (5mins)	Leq (30mins)	L10 (5mins)	L90 (5mins)
1/09/2024	19:02	59.3	56.9	60.9	54.2
1/09/2024	19:07	56.2		56.8	54.3
1/09/2024	19:12	55.5		57.7	53.5
1/09/2024	19:17	55.5		56.5	53.6
1/09/2024	19:22	57.5		59.1	53.8
1/09/2024	19:27	55.9		56.5	53.4
1/09/2024	19:32	54.9	54.9	55.4	53.0
1/09/2024	19:37	55.9		56.8	54.5
1/09/2024	19:42	55.5		55.6	52.9
1/09/2024	19:47	54.0		55.5	52.8
1/09/2024	19:52	55.0		56.1	53.1
1/09/2024	19:57	53.5		54.0	53.0
1/09/2024	20:02	54.2	57.0	54.7	52.9
1/09/2024	20:07	56.9		58.2	53.2
1/09/2024	20:12	56.5		58.9	53.4
1/09/2024	20:17	56.3		58.0	53.4
1/09/2024	20:22	54.9		55.4	53.1
1/09/2024	20:27	60.2		62.2	53.1
1/09/2024	20:32	57.3	59.4	59.1	53.4
1/09/2024	20:37	55.0		55.7	53.5
1/09/2024	20:42	64.7		65.4	54.0
1/09/2024	20:47	55.2		55.9	53.5
1/09/2024	20:52	58.9		60.2	53.6
1/09/2024	20:57	54.9		55.7	53.7
1/09/2024	21:02	55.4	57.6	57.2	53.5
1/09/2024	21:07	60.8		61.1	55.0
1/09/2024	21:12	56.8		56.9	53.5
1/09/2024	21:17	55.5		57.1	53.6
1/09/2024	21:22	56.8		57.7	53.9
1/09/2024	21:27	57.7		58.9	54.1
1/09/2024	21:32	56.5	56.1	57.5	53.6
1/09/2024	21:37	55.9		57.0	53.6
1/09/2024	21:42	55.5		55.6	53.9
1/09/2024	21:47	55.7		56.7	54.0
1/09/2024	21:52	54.8		55.3	53.9
1/09/2024	21:57	57.5		59.3	54.3
1/09/2024	22:02	57.0	56.4	60.0	53.7
1/09/2024	22:07	57.5		60.8	53.6
1/09/2024	22:12	58.4		63.3	53.5
1/09/2024	22:17	54.4		55.2	53.5
1/09/2024	22:22	54.9		56.6	53.5
1/09/2024	22:27	54.4		55.7	52.0
1/09/2024	22:32	52.5	56.7	53.4	51.3
1/09/2024	22:37	52.3		53.1	51.2
1/09/2024	22:42	53.5		53.9	50.9
1/09/2024	22:47	54.3		55.1	51.3
1/09/2024	22:52	56.0		57.3	51.0
1/09/2024	22:57	61.9		65.3	50.6
		Mean	56.9		
		Maximum	59.4		
		Minimum	54.9		

Date	Start Time	Leq (5mins)	Leq (30mins)	L10 (5mins)	L90 (5mins)
2/09/2024	19:09	60.2	57.8	64.7	53.8
2/09/2024	19:14	57.3		59.3	53.9
2/09/2024	19:19	59.3		60.6	53.7
2/09/2024	19:24	56.3		58.3	53.9
2/09/2024	19:29	54.7		55.9	53.4
2/09/2024	19:34	56.7		57.8	53.3
2/09/2024	19:39	56.4	57.3	58.1	53.4
2/09/2024	19:44	55.0		56.9	53.6
2/09/2024	19:49	56.3		58.5	53.6
2/09/2024	19:54	56.1		57.8	53.4
2/09/2024	19:59	60.8		63.0	53.8
2/09/2024	20:04	56.4		57.6	53.5
2/09/2024	20:09	60.1	56.9	61.4	53.0
2/09/2024	20:14	56.5		57.6	53.0
2/09/2024	20:19	54.4		54.5	52.7
2/09/2024	20:24	53.4		53.9	52.9
2/09/2024	20:29	58.0		58.6	52.8
2/09/2024	20:34	55.7		58.1	52.6
2/09/2024	20:39	53.3	56.3	53.7	52.6
2/09/2024	20:44	54.0		55.0	52.7
2/09/2024	20:49	54.9		56.6	52.7
2/09/2024	20:54	59.4		62.6	53.0
2/09/2024	20:59	58.0		60.6	53.1
2/09/2024	21:04	54.7		56.2	52.9
2/09/2024	21:09	56.7	57.5	57.4	52.8
2/09/2024	21:14	59.7		59.8	52.9
2/09/2024	21:19	56.3		56.7	52.9
2/09/2024	21:24	59.9		60.6	53.1
2/09/2024	21:29	54.4		55.5	52.7
2/09/2024	21:34	55.2		56.7	52.8
2/09/2024	21:39	53.9	55.3	55.4	52.7
2/09/2024	21:44	54.8		56.1	52.7
2/09/2024	21:49	57.5		60.6	52.9
2/09/2024	21:54	54.1		54.5	52.7
2/09/2024	21:59	56.0		57.3	52.8
2/09/2024	22:04	54.5		55.7	53.1
2/09/2024	22:09	53.7	56.1	54.6	52.7
2/09/2024	22:14	53.1		54.0	52.4
2/09/2024	22:19	54.4		55.4	52.9
2/09/2024	22:24	54.3		54.6	50.0
2/09/2024	22:29	60.8		65.6	50.2
2/09/2024	22:34	53.8		54.6	50.4
2/09/2024	22:39	50.9	52.6	51.7	50.2
2/09/2024	22:44	52.2		52.6	50.4
2/09/2024	22:49	52.6		53.5	50.3
2/09/2024	22:54	53.9		54.7	52.7
2/09/2024	22:59	53.1		54.0	51.5
2/09/2024	23:04	52.3		53.4	50.3
		Mean	56.2		
		Maximum	57.8		
		Minimum	52.6		

Date	Start Time	Leq (5mins)	Leq (30mins)	L10 (5mins)	L90 (5mins)
3/09/2024	19:04	61.2	60.8	62.0	60.3
3/09/2024	19:09	61.2		62.4	59.9
3/09/2024	19:14	60.7		61.6	59.7
3/09/2024	19:19	61.1		63.0	59.6
3/09/2024	19:24	60.2		61.5	59.0
3/09/2024	19:29	60.5		61.4	59.4
3/09/2024	19:34	60.0	60.3	60.7	59.3
3/09/2024	19:39	60.4		61.6	59.2
3/09/2024	19:44	60.0		61.1	59.0
3/09/2024	19:49	60.2		61.4	59.0
3/09/2024	19:54	60.8		62.5	59.2
3/09/2024	19:59	60.4		61.8	58.9
3/09/2024	20:04	60.0	60.5	61.7	58.5
3/09/2024	20:09	60.1		61.8	58.3
3/09/2024	20:14	59.8		61.4	57.9
3/09/2024	20:19	60.4		62.0	58.6
3/09/2024	20:24	61.4		64.6	59.1
3/09/2024	20:29	60.9		63.3	58.6
3/09/2024	20:34	61.2	61.7	62.9	58.6
3/09/2024	20:39	60.9		63.2	58.4
3/09/2024	20:44	61.9		63.8	58.8
3/09/2024	20:49	61.4		64.1	58.2
3/09/2024	20:54	62.6		65.2	58.7
3/09/2024	20:59	62.1		64.8	58.3
3/09/2024	21:04	61.5	60.3	64.5	57.8
3/09/2024	21:09	61.0		63.8	57.7
3/09/2024	21:14	59.9		61.4	58.4
3/09/2024	21:19	59.9		62.0	57.5
3/09/2024	21:24	60.4		62.3	58.2
3/09/2024	21:29	58.9		60.8	57.3
3/09/2024	21:34	59.7	60.2	61.6	57.9
3/09/2024	21:39	59.2		60.8	57.8
3/09/2024	21:44	59.8		61.7	58.0
3/09/2024	21:49	60.4		62.4	57.6
3/09/2024	21:54	60.6		63.4	57.8
3/09/2024	21:59	61.0		64.1	57.7
3/09/2024	22:04	61.2	63.2	64.7	57.1
3/09/2024	22:09	63.7		67.6	58.5
3/09/2024	22:14	62.2		65.6	58.9
3/09/2024	22:19	63.5		66.8	59.2
3/09/2024	22:24	63.0		65.3	57.1
3/09/2024	22:29	64.6		69.8	56.9
3/09/2024	22:34	62.9	62.1	66.0	57.0
3/09/2024	22:39	63.4		67.1	56.8
3/09/2024	22:44	63.2		66.0	57.1
3/09/2024	22:49	61.7		64.7	57.1
3/09/2024	22:54	60.0		62.5	57.6
3/09/2024	22:59	60.2		62.2	56.8
		Mean	61.1		
		Maximum	63.2		
		Minimum	60.2		

Station: CM1

Date	Start Time	Leq (5mins)	Leq (30mins)	L10 (5mins)	L90 (5mins)
9/09/2024	19:02	51.5	51.5	52.2	51.0
9/09/2024	19:07	51.6		53.0	50.2
9/09/2024	19:12	53.0		53.4	50.0
9/09/2024	19:17	51.5		53.3	50.1
9/09/2024	19:22	50.7		51.2	50.2
9/09/2024	19:27	50.5		50.9	50.2
9/09/2024	19:32	50.9	50.8	51.2	50.5
9/09/2024	19:37	50.8		51.1	50.5
9/09/2024	19:42	50.9		51.4	50.5
9/09/2024	19:47	50.6		51.0	50.2
9/09/2024	19:52	51.1		51.7	50.5
9/09/2024	19:57	50.7		51.4	50.1
9/09/2024	20:02	50.9	52.1	52.0	50.0
9/09/2024	20:07	52.8		53.2	50.9
9/09/2024	20:12	52.6		53.7	51.2
9/09/2024	20:17	53.1		55.0	51.7
9/09/2024	20:22	50.6		51.1	50.1
9/09/2024	20:27	52.1		53.4	50.3
9/09/2024	20:32	52.0	53.1	53.6	50.3
9/09/2024	20:37	52.7		54.9	50.4
9/09/2024	20:42	53.0		55.7	50.7
9/09/2024	20:47	52.0		54.2	50.3
9/09/2024	20:52	53.9		56.1	51.5
9/09/2024	20:57	54.5		57.9	50.8
9/09/2024	21:02	51.9	50.6	52.8	50.7
9/09/2024	21:07	53.4		55.3	51.1
9/09/2024	21:12	48.7		49.0	48.5
9/09/2024	21:17	48.9		49.2	48.6
9/09/2024	21:22	49.1		49.5	48.7
9/09/2024	21:27	49.3		49.5	49.0
9/09/2024	21:32	49.4	49.4	49.7	49.2
9/09/2024	21:37	49.3		49.5	49.1
9/09/2024	21:42	49.5		49.8	49.2
9/09/2024	21:47	49.5		49.8	49.2
9/09/2024	21:52	49.5		49.6	49.2
9/09/2024	21:57	49.1		49.7	48.5
9/09/2024	22:02	48.4	49.4	48.7	48.2
9/09/2024	22:07	48.8		49.2	48.5
9/09/2024	22:12	49.6		50.1	49.1
9/09/2024	22:17	49.8		50.2	49.4
9/09/2024	22:22	49.7		50.0	49.3
9/09/2024	22:27	49.7		49.9	49.4
9/09/2024	22:32	49.5	49.7	49.8	49.2
9/09/2024	22:37	49.9		52.9	49.2
9/09/2024	22:42	49.7		50.0	49.4
9/09/2024	22:47	49.3		49.7	48.8
9/09/2024	22:52	49.7		50.1	49.3
9/09/2024	22:57	49.9		50.2	49.5
		Mean	50.8		
		Maximum	53.1		
		Minimum	49.4		

Date	Start Time	Leq (5mins)	Leq (30mins)	L10 (5mins)	L90 (5mins)
10/09/2024	19:02	57.0	56.8	58.9	54.7
10/09/2024	19:07	59.8		61.2	57.5
10/09/2024	19:12	59.2		61.3	54.1
10/09/2024	19:17	53.0		53.7	52.2
10/09/2024	19:22	53.6		55.1	52.3
10/09/2024	19:27	52.2		52.7	51.6
10/09/2024	19:32	51.9	52.5	52.4	51.5
10/09/2024	19:37	52.2		52.7	51.7
10/09/2024	19:42	52.8		54.1	51.6
10/09/2024	19:47	52.6		53.6	51.1
10/09/2024	19:52	52.9		54.7	51.4
10/09/2024	19:57	52.3		53.1	51.4
10/09/2024	20:02	52.0	53.3	52.5	51.4
10/09/2024	20:07	51.8		52.2	51.3
10/09/2024	20:12	54.3		54.6	51.6
10/09/2024	20:17	55.6		58.7	51.3
10/09/2024	20:22	52.2		52.7	51.4
10/09/2024	20:27	52.5		53.0	52.0
10/09/2024	20:32	53.4	53.5	54.4	52.5
10/09/2024	20:37	53.4		53.9	52.6
10/09/2024	20:42	54.4		55.4	52.7
10/09/2024	20:47	53.6		54.2	53.0
10/09/2024	20:52	53.1		54.4	51.8
10/09/2024	20:57	52.6		52.8	51.6
10/09/2024	21:02	51.6	51.8	52.2	51.2
10/09/2024	21:07	51.4		51.6	51.1
10/09/2024	21:12	51.6		52.0	51.2
10/09/2024	21:17	51.6		51.9	51.4
10/09/2024	21:22	52.7		53.2	51.5
10/09/2024	21:27	51.9		52.1	51.6
10/09/2024	21:32	52.4	52.3	52.7	52.0
10/09/2024	21:37	52.2		52.4	51.9
10/09/2024	21:42	52.4		52.8	52.0
10/09/2024	21:47	52.5		53.6	51.6
10/09/2024	21:52	51.7		52.0	51.4
10/09/2024	21:57	52.4		53.0	51.5
10/09/2024	22:02	51.3	51.7	51.6	51.0
10/09/2024	22:07	51.6		52.0	51.3
10/09/2024	22:12	52.7		53.4	52.0
10/09/2024	22:17	52.2		52.7	51.8
10/09/2024	22:22	51.2		51.6	50.7
10/09/2024	22:27	50.9		51.7	50.2
10/09/2024	22:32	50.7	50.9	50.9	50.4
10/09/2024	22:37	50.6		50.9	50.3
10/09/2024	22:42	51.0		51.3	50.6
10/09/2024	22:47	51.1		51.5	50.6
10/09/2024	22:52	51.1		51.4	50.6
10/09/2024	22:57	50.6		50.9	50.2
		Mean	52.8		
		Maximum	56.8		
		Minimum	50.9		

Summary of Noise Monitoring Results during 19:00 - 23:00 at CM1	
	Leq (30mins)
Mean	56.5
Maximum	65.6
Minimum	49.4

Note:
1. Data gaps appear starting from the afternoon on 4 September 2024 to the morning on 9 September 2024 during the suspension of monitoring due to the super typhoon Yagi.
2. Short periods of data gaps in tables are due to suspension of monitoring during replacement of batteries for the sound level meter.

Station: CM1

Date	Start Time	Leq (5mins)	Leq (30mins)	L10 (5mins)	L90 (5mins)
23/08/2024	23:04	53.8		55.1	50.1
23/08/2024	23:09	53.8		54.8	50.4
23/08/2024	23:14	55.6	54.2	56.0	50.9
23/08/2024	23:19	55.1		56.1	51.0
23/08/2024	23:24	52.0		52.9	50.6
23/08/2024	23:29	54.2		56.5	50.9
23/08/2024	23:34	56.5		57.4	50.4
23/08/2024	23:39	52.8		54.4	50.6
23/08/2024	23:44	53.3	53.4	53.6	49.9
23/08/2024	23:49	51.7		52.5	50.3
23/08/2024	23:54	52.0		53.9	50.1
23/08/2024	23:59	52.1		53.7	50.2
		Mean	53.8		
		Maximum	54.2		
		Minimum	53.4		

Date	Start Time	Leq (5mins)	Leq (30mins)	L10 (5mins)	L90 (5mins)
24/08/2024	0:04	57.8		58.7	49.9
24/08/2024	0:09	53.2		54.1	50.2
24/08/2024	0:14	52.9	53.8	55.4	49.9
24/08/2024	0:19	51.2		52.9	49.7
24/08/2024	0:24	51.4		52.1	49.4
24/08/2024	0:29	52.3		54.2	49.7
24/08/2024	0:34	51.1		53.1	49.4
24/08/2024	0:39	50.3		51.5	49.2
24/08/2024	0:44	51.4	51.3	53.9	49.2
24/08/2024	0:49	51.8		53.2	49.7
24/08/2024	0:54	51.2		53.1	49.1
24/08/2024	0:59	52.0		53.5	49.7
24/08/2024	1:04	49.7		50.7	49.0
24/08/2024	1:09	50.6		51.6	48.8
24/08/2024	1:14	53.6	51.1	58.3	48.8
24/08/2024	1:19	49.7		50.5	48.6
24/08/2024	1:24	49.7		50.3	48.9
24/08/2024	1:29	51.5		51.7	49.1
24/08/2024	1:34	51.0		53.2	49.4
24/08/2024	1:39	50.1		51.2	49.1
24/08/2024	1:44	54.1	51.8	54.2	49.1
24/08/2024	1:49	50.6		52.6	49.2
24/08/2024	1:54	50.2		51.7	49.2
24/08/2024	1:59	53.2		54.1	49.0
24/08/2024	2:04	51.6		52.8	49.3
24/08/2024	2:09	51.2		53.0	49.7
24/08/2024	2:14	51.8	51.1	54.3	49.6
24/08/2024	2:19	51.2		52.6	49.6
24/08/2024	2:24	50.6		51.9	49.5
24/08/2024	2:29	50.2		50.8	49.4
24/08/2024	2:34	53.2		53.3	49.4
24/08/2024	2:39	50.5		51.8	49.2
24/08/2024	2:44	50.4	52.9	51.5	49.4
24/08/2024	2:49	50.7		53.3	49.3
24/08/2024	2:54	56.8		57.4	49.4
24/08/2024	2:59	51.7		54.3	49.5
24/08/2024	3:04	51.4		54.3	49.7
24/08/2024	3:09	52.1		54.1	49.9
24/08/2024	3:14	52.8	52.5	54.0	50.5
24/08/2024	3:19	52.7		54.2	49.9
24/08/2024	3:24	53.1		54.6	49.8
24/08/2024	3:29	52.9		54.5	49.9
24/08/2024	3:34	53.7		55.7	50.3
24/08/2024	3:39	54.9		57.8	49.6
24/08/2024	3:44	52.4	53.0	54.7	49.8
24/08/2024	3:49	52.0		53.9	49.5
24/08/2024	3:54	52.8		54.0	50.4
24/08/2024	3:59	51.4		52.9	49.9
24/08/2024	4:04	50.8		52.6	49.4
24/08/2024	4:09	51.2		52.9	49.7
24/08/2024	4:14	52.5	51.2	54.0	50.4
24/08/2024	4:19	50.6		52.2	49.6
24/08/2024	4:24	51.3		52.3	49.8
24/08/2024	4:29	50.6		52.0	49.4
24/08/2024	4:34	50.6		52.3	49.4
24/08/2024	4:39	51.4		52.2	49.7
24/08/2024	4:44	51.2	50.7	52.1	49.8
24/08/2024	4:49	50.3		50.9	49.3
24/08/2024	4:54	50.4		50.9	49.9
24/08/2024	4:59	50.0		50.5	49.1
24/08/2024	5:04	50.1		50.3	49.0
24/08/2024	5:09	49.7		50.2	49.1
24/08/2024	5:14	49.6	52.9	50.4	49.0
24/08/2024	5:19	51.9		52.7	49.3
24/08/2024	5:24	58.0		59.9	48.9
24/08/2024	5:29	50.0		50.4	49.0
24/08/2024	5:34	57.0		61.4	49.4
24/08/2024	5:39	58.6		61.0	53.2
24/08/2024	5:44	57.2	56.0	58.1	53.4
24/08/2024	5:49	49.8		50.4	48.6
24/08/2024	5:54	56.3		59.4	49.6
24/08/2024	5:59	51.2		52.8	49.5
24/08/2024	6:04	61.4		62.4	50.5
24/08/2024	6:09	57.5		60.5	51.3
24/08/2024	6:14	56.0	58.4	58.0	50.7
24/08/2024	6:19	61.0		61.5	51.9
24/08/2024	6:24	56.0		59.8	51.3
24/08/2024	6:29	52.9		55.1	50.0
24/08/2024	6:34	53.7		55.7	50.7
24/08/2024	6:39	53.3		55.3	50.9
24/08/2024	6:44	62.3	57.1	67.0	53.1
24/08/2024	6:49	56.8		58.9	50.8
24/08/2024	6:54	54.7		57.8	50.6
24/08/2024	6:59	52.7		53.4	50.9

24/08/2024	23:04	55.1		57.4	50.5
24/08/2024	23:09	51.4		52.0	50.3
24/08/2024	23:14	53.8	53.6	55.0	50.9
24/08/2024	23:19	55.1		57.2	51.5
24/08/2024	23:24	52.6		53.9	51.1
24/08/2024	23:29	52.6		53.4	51.1
24/08/2024	23:34	54.2		55.2	51.4
24/08/2024	23:39	53.9		55.8	51.5
24/08/2024	23:44	52.3	53.4	53.2	51.3
24/08/2024	23:49	54.4		55.1	51.2
24/08/2024	23:54	52.6		54.0	51.2
24/08/2024	23:59	52.4		53.3	51.0
		Mean	53.2		
		Maximum	58.4		
		Minimum	50.7		

Station: CM1

Date	Start Time	Leq (5mins)	Leq (30mins)	L10 (5mins)	L90 (5mins)
25/08/2024	0:04	54.0		56.2	50.3
25/08/2024	0:09	55.1		56.5	49.9
25/08/2024	0:14	51.2	54.2	52.6	49.6
25/08/2024	0:19	58.0		58.6	49.7
25/08/2024	0:24	51.4		53.9	49.4
25/08/2024	0:29	50.6		51.5	49.9
25/08/2024	0:34	52.1		53.1	49.8
25/08/2024	0:39	53.7		54.6	49.8
25/08/2024	0:44	51.6	59.3	53.2	50.3
25/08/2024	0:49	51.2		52.9	50.1
25/08/2024	0:54	66.0		66.5	49.6
25/08/2024	0:59	56.7		58.4	49.9
25/08/2024	1:04	53.5		55.0	49.8
25/08/2024	1:09	53.3		53.7	49.7
25/08/2024	1:14	50.8	51.9	53.1	49.7
25/08/2024	1:19	51.2		53.1	50.0
25/08/2024	1:24	50.8		51.2	49.8
25/08/2024	1:29	50.8		51.5	49.9
25/08/2024	1:34	52.8		53.8	49.8
25/08/2024	1:39	52.8		54.3	50.4
25/08/2024	1:44	51.8	53.2	52.5	50.3
25/08/2024	1:49	53.2		55.1	50.8
25/08/2024	1:54	54.4		56.9	49.6
25/08/2024	1:59	53.6		55.7	49.9
25/08/2024	2:04	52.0		53.4	50.2
25/08/2024	2:09	50.7		52.5	49.6
25/08/2024	2:14	50.8	51.0	52.1	50.0
25/08/2024	2:19	50.6		51.7	49.5
25/08/2024	2:24	50.7		50.9	49.8
25/08/2024	2:29	51.3		53.1	50.0
25/08/2024	2:34	51.0		52.3	49.6
25/08/2024	2:39	53.3		55.1	50.3
25/08/2024	2:44	51.2	51.6	52.8	49.7
25/08/2024	2:49	50.4		51.7	49.6
25/08/2024	2:54	51.1		53.1	49.5
25/08/2024	2:59	51.8		53.4	49.3
25/08/2024	3:04	54.3		54.9	49.1
25/08/2024	3:09	53.7		54.8	49.3
25/08/2024	3:14	54.7	56.4	55.1	50.5
25/08/2024	3:19	57.6		58.2	50.4
25/08/2024	3:24	58.1		58.6	50.0
25/08/2024	3:29	57.7		62.2	50.1
25/08/2024	3:34	60.4		65.5	51.4
25/08/2024	3:39	58.9		64.0	49.2
25/08/2024	3:44	52.7	56.7	54.2	49.4
25/08/2024	3:49	52.4		54.4	49.7
25/08/2024	3:54	56.3		56.7	49.3
25/08/2024	3:59	51.2		53.5	49.2
25/08/2024	4:04	56.8		60.6	49.8
25/08/2024	4:09	51.9		53.3	49.4
25/08/2024	4:14	52.2	53.1	52.7	49.6
25/08/2024	4:19	52.3		53.5	49.7
25/08/2024	4:24	51.6		52.4	50.1
25/08/2024	4:29	50.7		52.0	49.2
25/08/2024	4:34	50.1		51.4	49.0
25/08/2024	4:39	51.2		52.3	49.4
25/08/2024	4:44	53.0	51.6	55.9	49.2
25/08/2024	4:49	52.3		54.7	49.6
25/08/2024	4:54	51.1		52.3	48.5
25/08/2024	4:59	51.1		52.3	49.0
25/08/2024	5:04	49.2		49.8	48.7
25/08/2024	5:09	54.2		55.5	48.9
25/08/2024	5:14	49.6	50.7	50.8	48.3
25/08/2024	5:19	50.1		50.7	48.6
25/08/2024	5:24	49.2		49.6	48.9
25/08/2024	5:29	49.3		50.3	48.1
25/08/2024	5:34	52.4		54.3	48.9
25/08/2024	5:39	49.4		50.2	48.6
25/08/2024	5:44	49.5	50.9	50.2	48.6
25/08/2024	5:49	50.4		51.6	49.1
25/08/2024	5:54	49.5		50.7	48.2
25/08/2024	5:59	52.6		55.2	48.9
25/08/2024	6:04	54.1		56.4	50.0
25/08/2024	6:09	56.0		58.4	50.9
25/08/2024	6:14	53.7	56.0	55.8	50.4
25/08/2024	6:19	53.3		55.5	49.5
25/08/2024	6:24	60.4		61.2	50.0
25/08/2024	6:29	52.5		54.0	50.3
25/08/2024	6:34	54.1		57.7	49.7
25/08/2024	6:39	55.1		57.9	49.9
25/08/2024	6:44	56.2	54.1	58.0	49.4
25/08/2024	6:49	51.5		52.6	49.7
25/08/2024	6:54	51.5		52.9	50.1
25/08/2024	6:59	54.3		54.7	50.2

Date	Start Time	Leq (5mins)	Leq (30mins)	L10 (5mins)	L90 (5mins)
26/08/2024	0:04	53.3		55.7	50.7
26/08/2024	0:09	53.4		55.0	50.0
26/08/2024	0:14	50.2	52.3	51.1	49.4
26/08/2024	0:19	53.4		53.5	49.9
26/08/2024	0:24	51.6		52.6	49.7
26/08/2024	0:29	50.6		51.1	49.9
26/08/2024	0:34	55.2		56.9	49.9
26/08/2024	0:39	55.8		59.2	49.7
26/08/2024	0:44	50.7	54.3	52.3	49.8
26/08/2024	0:49	57.6		59.6	49.5
26/08/2024	0:54	50.5		51.0	49.4
26/08/2024	0:59	49.8		50.8	49.1
26/08/2024	1:04	51.6		53.4	49.4
26/08/2024	1:09	52.8		53.2	49.1
26/08/2024	1:14	56.9	57.0	61.6	49.4
26/08/2024	1:19	50.0		50.5	49.1
26/08/2024	1:24	63.0		65.9	48.8
26/08/2024	1:29	49.3		49.6	48.9
26/08/2024	1:34	50.8		52.3	49.1
26/08/2024	1:39	49.6		50.0	49.2
26/08/2024	1:44	51.2	50.7	51.3	49.2
26/08/2024	1:49	52.5		53.1	49.4
26/08/2024	1:54	49.6		50.0	49.3
26/08/2024	1:59	49.5		49.9	49.2
26/08/2024	2:04	50.5		51.2	49.5
26/08/2024	2:09	50.9		51.6	49.3
26/08/2024	2:14	50.0	50.0	50.7	49.4
26/08/2024	2:19	49.6		50.2	49.2
26/08/2024	2:24	49.7		50.2	49.4
26/08/2024	2:29	49.2		49.5	48.9
26/08/2024	2:34	49.1		49.6	48.7
26/08/2024	2:39	48.8		49.3	48.4
26/08/2024	2:44	48.9	49.0	49.5	48.5
26/08/2024	2:49	49.2		49.7	48.8
26/08/2024	2:54	49.0		49.4	48.7
26/08/2024	2:59	49.1		49.4	48.7
26/08/2024	3:04	49.0		49.4	48.5
26/08/2024	3:09	50.0		50.7	48.6
26/08/2024	3:14	49.1	49.2	49.4	48.8
26/08/2024	3:19	48.7		49.1	48.2
26/08/2024	3:24	49.1		49.6	48.6
26/08/2024	3:29	49.0		49.4	48.6
26/08/2024	3:34	49.7		51.4	48.4
26/08/2024	3:39	49.6		51.5	48.6
26/08/2024	3:44	52.1	50.2	52.9	49.1
26/08/2024	3:49	50.3		50.4	48.9
26/08/2024	3:54	49.6		50.0	49.2
26/08/2024	3:59	49.2		49.6	48.7
26/08/2024	4:04	49.1		49.7	48.5
26/08/2024	4:09	50.0		50.4	49.1
26/08/2024	4:14	49.1	49.5	49.7	48.4
26/08/2024	4:19	49.3		49.8	48.8
26/08/2024	4:24	50.2		50.3	48.9
26/08/2024	4:29	49.1		49.7	48.3
26/08/2024	4:34	49.6		50.3	48.8
26/08/2024	4:39	49.5		49.6	49.0
26/08/2024	4:44	50.8	50.2	54.1	49.0
26/08/2024	4:49	49.2		49.5	48.9
26/08/2024	4:54	49.6		49.8	48.5
26/08/2024	4:59	51.7		53.2	48.9
26/08/2024	5:04	50.7		51.7	49.0
26/08/2024	5:09	49.3		49.8	48.8
26/08/2024	5:14	49.5	53.2	50.3	48.7
26/08/2024	5:19	56.6		58.6	49.0
26/08/2024	5:24	56.1		56.9	49.1
26/08/2024	5:29	49.5		49.9	48.8
26/08/2024	5:34	56.9		58.5	48.9
26/08/2024	5:39	55.9		60.5	49.0
26/08/2024	5:44	55.5	56.3	56.7	52.8
26/08/2024	5:49	59.5		60.8	49.5
26/08/2024	5:54	51.4		52.9	49.6
26/08/2024	5:59	55.0		57.2	50.3
26/08/2024	6:04	59.1		61.8	49.9
26/08/2024	6:09	56.5		57.8	51.0
26/08/2024	6:14	52.7	58.5	53.8	50.6
26/08/2024	6:19	57.7		58.7	50.8
26/08/2024	6:24	60.7		61.0	51.0
26/08/2024	6:29	60.2		62.4	52.0
26/08/2024	6:34	53.9		56.7	50.7
26/08/2024	6:39	62.0		63.2	51.4
26/08/2024	6:44	60.7	58.9	61.5	51.5
26/08/2024	6:49	54.8		55.8	50.3
26/08/2024	6:54	56.9		59.3	51.1
26/08/2024	6:59	59.1		60.8	51.2

25/08/2024	23:04	52.5		53.7	51.2
25/08/2024	23:09	52.9		53.8	50.3
25/08/2024	23:14	51.8	53.7	52.6	50.4
25/08/2024	23:19	51.9		53.0	50.5
25/08/2024	23:24	56.2		60.2	50.7
25/08/2024	23:29	54.8		55.7	50.6
25/08/2024	23:34	52.3		53.5	50.3
25/08/2024	23:39	53.4		56.5	50.3
25/08/2024	23:44	51.0	52.1	51.9	49.9
25/08/2024	23:49	52.1		54.5	49.8
25/08/2024	23:54	51.9		53.4	49.8
25/08/2024	23:59	51.2		52.3	49.9
		Mean	53.5		
		Maximum	59.3		
		Minimum	50.7		

26/08/2024	23:04	51.3		52.1	50.3
26/08/2024	23:09	52.9		54.3	50.3
26/08/2024	23:14	54.6	54.1	57.1	50.7
26/08/2024	23:19	54.8		56.5	50.5
26/08/2024	23:24	55.7		58.0	50.3
26/08/2024	23:29	54.2		55.6	50.7
26/08/2024	23:34	51.4		52.4	50.5
26/08/2024	23:39	51.9		52.9	50.6
26/08/2024	23:44	51.5	51.7	52.2	50.1
26/08/2024	23:49	51.1		52.4	50.2
26/08/2024	23:54	52.8		55.1	50.4
26/08/2024	23:59	51.3		52.1	50.2
		Mean	52.8		
		Maximum	58.9		
		Minimum	49.0		

Station: CM1

Date	Start Time	Leq (5mins)	Leq (30mins)	L10 (5mins)	L90 (5mins)
27/08/2024	0:04	50.6		51.2	50.1
27/08/2024	0:09	50.7		51.5	50.1
27/08/2024	0:14	50.5	51.1	51.0	49.9
27/08/2024	0:19	50.8		51.5	50.0
27/08/2024	0:24	52.5		54.7	50.1
27/08/2024	0:29	51.0		51.7	49.9
27/08/2024	0:34	51.8		52.6	50.2
27/08/2024	0:39	50.6		51.0	49.7
27/08/2024	0:44	50.7	51.4	51.5	50.0
27/08/2024	0:49	51.1		51.9	49.7
27/08/2024	0:54	52.8		52.9	49.8
27/08/2024	0:59	50.7		51.8	49.7
27/08/2024	1:04	51.1		52.7	49.8
27/08/2024	1:09	50.6		51.0	49.7
27/08/2024	1:14	50.3	51.1	51.0	49.7
27/08/2024	1:19	50.1		50.6	49.6
27/08/2024	1:24	52.5		52.6	49.8
27/08/2024	1:29	51.5		52.1	49.6
27/08/2024	1:34	51.8		53.6	49.8
27/08/2024	1:39	50.0		50.7	49.2
27/08/2024	1:44	50.1	50.9	51.0	49.2
27/08/2024	1:49	51.1		52.3	49.6
27/08/2024	1:54	51.6		53.0	49.3
27/08/2024	1:59	50.4		51.0	49.7
27/08/2024	2:04	49.8		50.3	49.3
27/08/2024	2:09	49.8		50.2	49.4
27/08/2024	2:14	50.1	51.3	50.3	49.5
27/08/2024	2:19	52.5		53.5	50.2
27/08/2024	2:24	53.5		55.2	49.3
27/08/2024	2:29	50.3		51.5	49.4
27/08/2024	2:34	50.2		51.4	49.4
27/08/2024	2:39	54.0		55.1	49.4
27/08/2024	2:44	49.7	51.3	50.2	49.1
27/08/2024	2:49	50.8		51.8	49.2
27/08/2024	2:54	51.3		51.4	49.2
27/08/2024	2:59	50.0		50.5	49.5
27/08/2024	3:04	50.0		50.6	49.5
27/08/2024	3:09	49.5		49.7	49.2
27/08/2024	3:14	49.8	52.0	51.0	49.1
27/08/2024	3:19	49.8		50.6	49.3
27/08/2024	3:24	49.8		50.2	49.4
27/08/2024	3:29	56.7		58.1	49.1
27/08/2024	3:34	51.7		52.1	49.3
27/08/2024	3:39	49.3		49.7	48.7
27/08/2024	3:44	49.1	50.3	49.5	48.8
27/08/2024	3:49	49.6		49.9	49.0
27/08/2024	3:54	51.5		52.5	49.0
27/08/2024	3:59	50.1		50.7	49.0
27/08/2024	4:04	50.5		51.4	49.2
27/08/2024	4:09	50.2		51.0	49.2
27/08/2024	4:14	49.6	49.9	50.0	49.2
27/08/2024	4:19	49.5		49.8	49.2
27/08/2024	4:24	49.5		50.0	49.0
27/08/2024	4:29	50.1		50.2	49.2
27/08/2024	4:34	50.1		51.1	49.0
27/08/2024	4:39	49.4		50.2	48.7
27/08/2024	4:44	49.1	49.4	49.5	48.6
27/08/2024	4:49	49.1		49.7	48.5
27/08/2024	4:54	49.3		49.8	48.6
27/08/2024	4:59	49.1		49.9	48.1
27/08/2024	5:04	52.7		53.5	48.5
27/08/2024	5:09	49.9		50.4	48.4
27/08/2024	5:14	50.6	53.7	52.6	47.9
27/08/2024	5:19	52.1		54.1	48.0
27/08/2024	5:24	56.7		57.7	48.3
27/08/2024	5:29	55.7		56.1	48.2
27/08/2024	5:34	57.5		58.1	52.7
27/08/2024	5:39	58.9		61.5	52.6
27/08/2024	5:44	57.8	56.8	59.8	48.3
27/08/2024	5:49	51.2		52.1	48.4
27/08/2024	5:54	57.9		58.3	49.4
27/08/2024	5:59	52.5		55.1	49.2
27/08/2024	6:04	54.4		56.6	50.0
27/08/2024	6:09	59.4		60.4	50.5
27/08/2024	6:14	61.1	59.1	62.5	50.7
27/08/2024	6:19	58.3		58.8	50.2
27/08/2024	6:24	56.7		57.7	49.0
27/08/2024	6:29	61.3		62.3	50.1
27/08/2024	6:34	55.2		56.3	49.5
27/08/2024	6:39	51.9		52.9	49.6
27/08/2024	6:44	60.9	57.4	63.5	52.0
27/08/2024	6:49	59.4		61.1	51.4
27/08/2024	6:54	56.1		58.0	51.0
27/08/2024	6:59	54.3		55.4	51.1

Date	Start Time	Leq (5mins)	Leq (30mins)	L10 (5mins)	L90 (5mins)
28/08/2024	0:04	51.8		52.3	50.7
28/08/2024	0:09	53.3		53.9	51.0
28/08/2024	0:14	53.0	52.4	55.9	50.9
28/08/2024	0:19	52.4		53.5	51.1
28/08/2024	0:24	52.0		52.8	51.1
28/08/2024	0:29	51.8		52.5	50.6
28/08/2024	0:34	51.6		52.7	50.5
28/08/2024	0:39	54.8		56.4	51.1
28/08/2024	0:44	53.0	54.4	53.7	50.9
28/08/2024	0:49	57.5		59.6	50.6
28/08/2024	0:54	51.0		52.2	50.2
28/08/2024	0:59	55.1		56.9	50.4
28/08/2024	1:04	52.3		53.8	50.3
28/08/2024	1:09	51.7		53.0	50.4
28/08/2024	1:14	50.7	51.5	51.4	50.0
28/08/2024	1:19	51.6		52.9	50.2
28/08/2024	1:24	51.7		52.9	49.9
28/08/2024	1:29	50.7		51.3	50.0
28/08/2024	1:34	50.4		51.1	49.8
28/08/2024	1:39	50.6		51.4	50.0
28/08/2024	1:44	52.3	51.2	53.7	50.1
28/08/2024	1:49	50.6		51.2	49.9
28/08/2024	1:54	51.8		54.6	49.9
28/08/2024	1:59	51.4		53.1	49.9
28/08/2024	2:04	52.2		55.0	50.0
28/08/2024	2:09	51.9		53.6	50.2
28/08/2024	2:14	51.0	51.4	53.1	49.7
28/08/2024	2:19	50.8		52.1	49.9
28/08/2024	2:24	51.1		51.3	49.9
28/08/2024	2:29	51.2		53.3	50.0
28/08/2024	2:34	50.3		50.7	49.9
28/08/2024	2:39	50.9		52.1	50.0
28/08/2024	2:44	52.9	51.8	53.4	50.1
28/08/2024	2:49	51.2		53.0	50.3
28/08/2024	2:54	52.0		53.5	50.5
28/08/2024	2:59	53.0		53.5	50.6
28/08/2024	3:04	51.2		53.3	50.2
28/08/2024	3:09	50.5		51.1	50.0
28/08/2024	3:14	51.3	50.8	52.8	49.7
28/08/2024	3:19	50.5		50.9	49.7
28/08/2024	3:24	50.9		52.3	49.9
28/08/2024	3:29	50.3		50.7	49.7
28/08/2024	3:34	50.6		51.6	49.7
28/08/2024	3:39	50.4		51.3	49.7
28/08/2024	3:44	50.7	50.8	51.7	49.2
28/08/2024	3:49	50.9		52.1	49.6
28/08/2024	3:54	50.3		52.0	49.5
28/08/2024	3:59	51.7		53.4	50.0
28/08/2024	4:04	50.3		50.8	49.9
28/08/2024	4:09	50.2		50.5	49.9
28/08/2024	4:14	50.3	50.3	50.8	49.8
28/08/2024	4:19	50.0		50.2	49.8
28/08/2024	4:24	50.6		51.4	49.7
28/08/2024	4:29	50.4		50.8	49.8
28/08/2024	4:34	49.9		50.3	49.5
28/08/2024	4:39	50.0		50.6	49.5
28/08/2024	4:44	50.6	50.3	51.9	49.5
28/08/2024	4:49	49.9		50.4	49.4
28/08/2024	4:54	50.1		51.2	49.4
28/08/2024	4:59	51.2		52.5	49.5
28/08/2024	5:04	53.5		58.0	49.4
28/08/2024	5:09	50.1		51.0	49.0
28/08/2024	5:14	50.2	55.4	51.2	49.6
28/08/2024	5:19	56.3		62.5	49.5
28/08/2024	5:24	51.8		54.0	49.3
28/08/2024	5:29	60.3		62.4	49.7
28/08/2024	5:34	56.7		57.4	49.9
28/08/2024	5:39	57.6		58.5	53.6
28/08/2024	5:44	56.0	56.4	57.0	50.3
28/08/2024	5:49	51.4		51.9	49.8
28/08/2024	5:54	51.5		52.3	49.8
28/08/2024	5:59	59.6		60.6	50.0
28/08/2024	6:04	51.8		53.2	49.4
28/08/2024	6:09	62.2		63.4	50.4
28/08/2024	6:14	54.4	58.7	57.6	50.1
28/08/2024	6:19	62.4		62.6	50.9
28/08/2024	6:24	53.4		55.5	50.9
28/08/2024	6:29	55.6		58.1	51.1
28/08/2024	6:34	54.1		56.9	50.4
28/08/2024	6:39	59.2		61.8	50.7
28/08/2024	6:44	62.4	61.2	64.7	52.6
28/08/2024	6:49	58.5		59.8	50.5
28/08/2024	6:54	64.6		65.8	51.5
28/08/2024	6:59	61.5		61.7	51.6

27/08/2024	23:04	54.9		55.5	53.7
27/08/2024	23:09	55.4		55.8	54.9
27/08/2024	23:14	55.8	55.8	56.5	54.9
27/08/2024	23:19	56.0		56.7	54.9
27/08/2024	23:24	56.8		58.0	55.1
27/08/2024	23:29	55.7		56.2	55.1
27/08/2024	23:34	56.3		57.6	55.2
27/08/2024	23:39	54.7		56.0	51.5
27/08/2024	23:44	52.1	53.9	53.2	50.9
27/08/2024	23:49	54.1		56.8	51.0
27/08/2024	23:54	51.8		52.7	50.7
27/08/2024	23:59	52.3		52.7	51.0
		Mean	52.8		
		Maximum	59.1		
		Minimum	49.4		

28/08/2024	23:02	52.0		52.8	51.2
28/08/2024	23:07	53.4		54.0	51.2
28/08/2024	23:12	54.5	53.0	56.1	51.9
28/08/2024	23:17	53.2		54.6	51.5
28/08/2024	23:22	52.3		53.2	51.4
28/08/2024	23:27	52.2		52.7	51.1
28/08/2024	23:32	55.8		57.1	51.3
28/08/2024	23:37	56.6		59.8	51.7
28/08/2024	23:42	53.5	54.2	55.1	51.0
28/08/2024	23:47	52.7		54.6	51.4
28/08/2024	23:52	52.4		54.0	51.0
28/08/2024	23:57	52.4		53.7	50.9
		Mean	53.4		
		Maximum	61.2		
		Minimum	50.3		

Station: CM1

Date	Start Time	Leq (5mins)	Leq (30mins)	L10 (5mins)	L90 (5mins)
29/08/2024	0:02	53.4		55.0	51.0
29/08/2024	0:07	54.0		55.2	50.4
29/08/2024	0:12	57.2	54.1	57.5	50.3
29/08/2024	0:17	51.4		52.9	50.2
29/08/2024	0:22	51.4		53.0	50.0
29/08/2024	0:27	54.2		54.5	50.4
29/08/2024	0:32	51.7		53.5	50.2
29/08/2024	0:37	51.6		52.6	50.3
29/08/2024	0:42	51.7	52.0	52.6	49.9
29/08/2024	0:47	51.0		52.4	49.8
29/08/2024	0:52	54.4		57.2	49.6
29/08/2024	0:57	50.6		51.9	49.8
29/08/2024	1:02	52.3		52.7	50.2
29/08/2024	1:07	51.3		52.8	50.0
29/08/2024	1:12	51.0	51.1	51.8	50.1
29/08/2024	1:17	50.9		51.9	49.8
29/08/2024	1:22	50.9		52.5	49.6
29/08/2024	1:27	50.0		51.3	49.0
29/08/2024	1:32	56.2		57.6	49.4
29/08/2024	1:37	50.6		50.9	49.1
29/08/2024	1:42	50.6	52.8	52.2	49.5
29/08/2024	1:47	50.4		50.7	49.3
29/08/2024	1:52	50.3		51.0	49.0
29/08/2024	1:57	54.3		55.4	49.6
29/08/2024	2:02	51.2		54.0	49.2
29/08/2024	2:07	52.4		54.9	49.5
29/08/2024	2:12	51.3	52.6	54.5	49.2
29/08/2024	2:17	51.5		54.4	49.5
29/08/2024	2:22	50.9		54.2	49.2
29/08/2024	2:27	55.8		57.2	49.9
29/08/2024	2:32	58.0		63.0	49.7
29/08/2024	2:37	58.4		59.3	49.8
29/08/2024	2:42	52.9	55.4	55.0	49.8
29/08/2024	2:47	53.0		55.0	49.4
29/08/2024	2:52	52.9		54.7	49.5
29/08/2024	2:57	52.4		54.7	49.2
29/08/2024	3:02	52.6		54.7	49.5
29/08/2024	3:07	50.2		52.4	48.8
29/08/2024	3:12	52.7	51.7	54.3	49.8
29/08/2024	3:17	51.1		53.0	49.1
29/08/2024	3:22	51.8		54.4	49.1
29/08/2024	3:27	51.1		53.8	48.9
29/08/2024	3:32	51.6		54.9	48.9
29/08/2024	3:37	53.0		54.9	49.4
29/08/2024	3:42	51.2	51.2	54.0	49.2
29/08/2024	3:47	50.9		53.7	48.7
29/08/2024	3:52	50.4		51.7	49.2
29/08/2024	3:57	49.5		50.0	48.9
29/08/2024	4:02	49.4		49.9	49.0
29/08/2024	4:07	50.8		51.0	48.8
29/08/2024	4:12	50.3	50.1	51.7	48.9
29/08/2024	4:17	50.2		52.2	49.0
29/08/2024	4:22	49.3		49.9	48.9
29/08/2024	4:27	50.5		50.8	49.1
29/08/2024	4:32	49.6		50.4	48.9
29/08/2024	4:37	49.5		50.0	49.1
29/08/2024	4:42	51.0	50.0	51.5	49.0
29/08/2024	4:47	49.9		50.5	49.3
29/08/2024	4:52	50.1		51.5	48.8
29/08/2024	4:57	49.5		50.1	49.0
29/08/2024	5:02	50.3		51.0	49.0
29/08/2024	5:07	49.9		50.5	49.0
29/08/2024	5:12	50.8	53.6	52.5	49.1
29/08/2024	5:17	49.5		50.0	49.2
29/08/2024	5:22	55.1		56.8	49.5
29/08/2024	5:27	58.1		62.7	49.9
29/08/2024	5:32	50.7		51.5	49.3
29/08/2024	5:37	57.2		59.9	49.1
29/08/2024	5:42	58.9	60.0	62.1	49.5
29/08/2024	5:47	50.9		52.3	48.9
29/08/2024	5:52	65.8		67.8	49.8
29/08/2024	5:57	58.3		58.5	49.3
29/08/2024	6:02	57.3		58.3	49.5
29/08/2024	6:07	57.1		58.5	49.9
29/08/2024	6:12	54.8	57.4	56.6	51.2
29/08/2024	6:17	56.8		58.8	51.5
29/08/2024	6:22	60.6		61.9	50.4
29/08/2024	6:27	55.0		56.7	50.4
29/08/2024	6:32	53.9		55.5	51.4
29/08/2024	6:37	56.5		57.9	51.6
29/08/2024	6:42	59.1	60.9	59.4	52.2
29/08/2024	6:47	66.5		67.9	53.2
29/08/2024	6:52	59.9		61.9	51.7
29/08/2024	6:57	56.5		58.2	51.5

Date	Start Time	Leq (5mins)	Leq (30mins)	L10 (5mins)	L90 (5mins)
30/08/2024	0:02	55.8		58.5	52.4
30/08/2024	0:07	54.5		56.2	52.1
30/08/2024	0:12	52.2	56.1	53.4	50.8
30/08/2024	0:17	57.0		57.5	56.0
30/08/2024	0:22	58.2		60.4	55.8
30/08/2024	0:27	56.8		58.9	55.1
30/08/2024	0:32	55.7		56.4	54.9
30/08/2024	0:37	56.6		57.5	55.3
30/08/2024	0:42	55.9	56.8	56.3	55.3
30/08/2024	0:47	58.1		59.2	56.5
30/08/2024	0:52	57.0		57.8	56.4
30/08/2024	0:57	57.1		57.8	56.2
30/08/2024	1:02	59.7		60.4	58.8
30/08/2024	1:07	58.4		59.4	57.5
30/08/2024	1:12	57.5	57.9	57.8	57.0
30/08/2024	1:17	57.4		58.0	56.6
30/08/2024	1:22	56.8		57.1	56.4
30/08/2024	1:27	56.7		57.0	56.3
30/08/2024	1:32	56.7		57.4	56.2
30/08/2024	1:37	57.3		58.2	56.4
30/08/2024	1:42	56.3	56.8	56.9	55.7
30/08/2024	1:47	56.6		57.2	55.9
30/08/2024	1:52	57.3		58.8	55.9
30/08/2024	1:57	56.3		56.9	55.6
30/08/2024	2:02	56.1		56.5	55.7
30/08/2024	2:07	57.0		58.4	55.9
30/08/2024	2:12	57.9	57.7	59.4	56.4
30/08/2024	2:17	57.3		58.7	56.4
30/08/2024	2:22	58.6		60.4	56.3
30/08/2024	2:27	58.7		61.3	56.3
30/08/2024	2:32	57.4		59.4	56.0
30/08/2024	2:37	57.9		59.8	56.2
30/08/2024	2:42	58.7	57.9	60.4	56.5
30/08/2024	2:47	57.3		58.7	56.1
30/08/2024	2:52	57.9		59.6	56.4
30/08/2024	2:57	58.3		60.0	56.4
30/08/2024	3:02	57.9		59.5	56.3
30/08/2024	3:07	57.9		59.3	56.3
30/08/2024	3:12	57.1	57.6	57.6	56.6
30/08/2024	3:17	57.7		59.1	56.6
30/08/2024	3:22	57.0		58.7	55.9
30/08/2024	3:27	58.1		60.0	55.9
30/08/2024	3:32	57.5		59.1	55.8
30/08/2024	3:37	58.1		60.4	55.8
30/08/2024	3:42	57.0	57.3	58.9	55.9
30/08/2024	3:47	56.5		57.8	55.7
30/08/2024	3:52	57.5		58.9	56.1
30/08/2024	3:57	56.8		57.8	55.8
30/08/2024	4:02	56.2		56.9	55.2
30/08/2024	4:07	56.3		56.9	55.7
30/08/2024	4:12	57.1	57.0	58.7	55.9
30/08/2024	4:17	57.0		59.1	55.5
30/08/2024	4:22	57.5		59.1	56.1
30/08/2024	4:27	57.5		59.3	56.2
30/08/2024	4:32	57.8		59.6	56.3
30/08/2024	4:37	56.8		58.0	55.4
30/08/2024	4:42	56.9	56.8	58.1	55.7
30/08/2024	4:47	56.9		57.7	56.0
30/08/2024	4:52	56.2		56.8	55.5
30/08/2024	4:57	55.9		56.5	55.5
30/08/2024	5:02	56.9		57.8	56.0
30/08/2024	5:07	57.1		57.9	56.3
30/08/2024	5:12	56.7	56.9	57.5	56.0
30/08/2024	5:17	56.8		57.8	56.1
30/08/2024	5:22	56.6		57.7	55.7
30/08/2024	5:27	57.2		58.1	56.3
30/08/2024	5:32	56.5		56.9	55.8
30/08/2024	5:37	55.8		56.3	55.2
30/08/2024	5:42	56.3	56.1	57.1	55.4
30/08/2024	5:47	55.6		56.1	55.1
30/08/2024	5:52	56.0		56.8	55.3
30/08/2024	5:57	56.1		56.8	55.5
30/08/2024	6:02	55.9		56.6	55.4
30/08/2024	6:07	56.1		56.7	55.4
30/08/2024	6:12	56.3	56.2	56.7	55.8
30/08/2024	6:17	56.1		56.5	55.6
30/08/2024	6:22	56.2		56.8	55.8
30/08/2024	6:27	56.7		57.2	56.0
30/08/2024	6:32	56.3		56.6	55.9
30/08/2024	6:37	58.4		59.6	56.7
30/08/2024	6:42	57.3	57.1	58.2	56.5
30/08/2024	6:47	56.5		57.1	56.1
30/08/2024	6:52	56.7		57.3	56.1
30/08/2024	6:57	57.0		57.5	56.5

29/08/2024	23:02	61.5		62.2	52.4
29/08/2024	23:07	56.0		57.1	53.4
29/08/2024	23:12	56.0	57.4	58.0	52.9
29/08/2024	23:17	56.0		57.8	53.5
29/08/2024	23:22	55.0		57.1	51.9
29/08/2024	23:27	55.6		57.4	52.8
29/08/2024	23:32	55.1		57.2	52.7
29/08/2024	23:37	56.1		57.9	53.0
29/08/2024	23:42	59.2	56.7	59.6	52.5
29/08/2024	23:47	55.5		58.4	51.9
29/08/2024	23:52	55.3		58.1	52.5
29/08/2024	23:57	57.5		59.5	52.6
		Mean	54.2		
		Maximum	60.9		
		Minimum	50.0		

30/08/2024	23:02	55.3		56.2	54.5
30/08/2024	23:07	57.6		61.2	52.1
30/08/2024	23:12	54.1	56.1	56.5	51.6
30/08/2024	23:17	57.7		58.9	51.6
30/08/2024	23:22	53.9		54.9	51.1
30/08/2024	23:27	56.5		56.6	50.8
30/08/2024	23:32	52.6		54.1	50.7
30/08/2024	23:37	54.5		55.4	50.9
30/08/2024	23:42	53.4	52.9	54.7	50.8
30/08/2024	23:47	53.1		54.5	51.2
30/08/2024	23:52	51.4		52.5	50.1
30/08/2024	23:57	51.4		52.7	50.3
		Mean	56.7		
		Maximum	57.9		
		Minimum	52.9		

Station: CM1

Date	Start Time	Leq (5mins)	Leq (30mins)	L10 (5mins)	L90 (5mins)
31/08/2024	0:02	52.3		53.5	50.3
31/08/2024	0:07	51.3		52.2	50.3
31/08/2024	0:12	50.9	51.6	51.9	49.9
31/08/2024	0:17	51.5		53.1	50.2
31/08/2024	0:22	51.2		52.8	50.0
31/08/2024	0:27	52.3		54.2	50.5
31/08/2024	0:32	53.5		55.3	50.7
31/08/2024	0:37	52.6		54.3	50.8
31/08/2024	0:42	52.6	55.5	55.6	50.6
31/08/2024	0:47	54.4		57.8	50.2
31/08/2024	0:52	57.5		58.7	50.6
31/08/2024	0:57	58.5		59.4	55.2
31/08/2024	1:02	65.2		69.6	57.0
31/08/2024	1:07	64.0		67.2	58.8
31/08/2024	1:12	58.0	61.0	59.6	54.8
31/08/2024	1:17	55.3		57.1	53.5
31/08/2024	1:22	54.3		57.0	52.3
31/08/2024	1:27	56.9		58.8	53.6
31/08/2024	1:32	55.8		57.7	53.5
31/08/2024	1:37	59.9		60.8	53.2
31/08/2024	1:42	55.4	57.0	57.9	53.3
31/08/2024	1:47	55.6		58.2	52.8
31/08/2024	1:52	55.9		57.7	52.7
31/08/2024	1:57	57.4		58.8	53.8
31/08/2024	2:02	56.0		58.0	51.7
31/08/2024	2:07	57.2		59.0	53.2
31/08/2024	2:12	57.4	56.9	58.7	55.1
31/08/2024	2:17	57.2		58.5	54.8
31/08/2024	2:22	57.0		58.2	55.6
31/08/2024	2:27	56.6		57.7	54.9
31/08/2024	2:32	55.8		57.7	51.4
31/08/2024	2:37	54.2		56.7	51.5
31/08/2024	2:42	54.6	55.2	57.2	50.8
31/08/2024	2:47	55.5		57.5	50.5
31/08/2024	2:52	55.1		57.3	50.6
31/08/2024	2:57	55.6		57.3	52.0
31/08/2024	3:02	55.5		56.4	54.3
31/08/2024	3:07	55.5		56.4	54.0
31/08/2024	3:12	55.4	55.7	56.4	53.6
31/08/2024	3:17	57.5		59.3	49.7
31/08/2024	3:22	55.3		56.6	52.9
31/08/2024	3:27	54.4		56.0	51.3
31/08/2024	3:32	54.9		56.1	52.9
31/08/2024	3:37	54.4		55.7	52.6
31/08/2024	3:42	53.9	54.1	55.5	50.2
31/08/2024	3:47	53.7		55.4	50.2
31/08/2024	3:52	54.6		55.7	52.0
31/08/2024	3:57	53.0		54.9	50.1
31/08/2024	4:02	51.4		52.6	49.6
31/08/2024	4:07	51.5		52.5	50.2
31/08/2024	4:12	51.9	52.1	52.6	50.1
31/08/2024	4:17	51.8		52.9	50.7
31/08/2024	4:22	52.4		53.3	50.8
31/08/2024	4:27	53.3		56.3	49.6
31/08/2024	4:32	51.2		53.5	48.6
31/08/2024	4:37	50.8		53.1	48.7
31/08/2024	4:42	49.5	51.5	50.3	48.4
31/08/2024	4:47	49.9		51.0	48.9
31/08/2024	4:52	55.1		56.6	49.8
31/08/2024	4:57	49.7		51.2	48.2
31/08/2024	5:02	50.1		50.8	48.7
31/08/2024	5:07	49.8		51.0	48.2
31/08/2024	5:12	48.7	53.0	49.0	48.1
31/08/2024	5:17	50.1		51.1	48.1
31/08/2024	5:22	50.8		52.1	48.7
31/08/2024	5:27	58.4		61.9	48.2
31/08/2024	5:32	50.9		52.8	48.6
31/08/2024	5:37	56.3		56.5	48.6
31/08/2024	5:42	62.2	57.7	62.5	49.0
31/08/2024	5:47	50.7		51.8	48.6
31/08/2024	5:52	60.2		62.3	49.3
31/08/2024	5:57	52.9		55.3	48.7
31/08/2024	6:02	52.6		54.0	50.1
31/08/2024	6:07	62.3		64.8	50.0
31/08/2024	6:12	57.5	58.1	60.2	50.7
31/08/2024	6:17	58.4		60.9	50.7
31/08/2024	6:22	56.1		58.3	51.3
31/08/2024	6:27	54.7		57.2	51.2
31/08/2024	6:32	54.0		55.8	50.5
31/08/2024	6:37	54.9		57.5	51.0
31/08/2024	6:42	63.1	58.9	66.6	52.5
31/08/2024	6:47	52.9		54.0	51.0
31/08/2024	6:52	57.7		59.8	51.6
31/08/2024	6:57	61.0		62.1	52.9

Date	Start Time	Leq (5mins)	Leq (30mins)	L10 (5mins)	L90 (5mins)
1/09/2024	0:02	51.4		52.4	49.9
1/09/2024	0:07	51.6		53.4	49.7
1/09/2024	0:12	57.2	53.3	58.6	49.7
1/09/2024	0:17	51.9		54.0	49.5
1/09/2024	0:22	51.8		54.3	49.5
1/09/2024	0:27	51.9		53.4	49.7
1/09/2024	0:32	51.8		52.6	49.5
1/09/2024	0:37	55.9		56.0	49.3
1/09/2024	0:42	53.7	52.7	55.1	49.0
1/09/2024	0:47	49.7		50.4	48.9
1/09/2024	0:52	50.1		50.6	48.9
1/09/2024	0:57	51.3		52.3	49.0
1/09/2024	1:02	51.9		54.3	49.2
1/09/2024	1:07	51.1		53.2	49.1
1/09/2024	1:12	54.8	52.6	59.9	48.9
1/09/2024	1:17	53.8		54.1	49.3
1/09/2024	1:22	51.3		53.7	48.8
1/09/2024	1:27	51.5		52.7	49.0
1/09/2024	1:32	49.2		49.7	48.9
1/09/2024	1:37	49.1		49.7	48.7
1/09/2024	1:42	49.8	49.8	50.8	49.0
1/09/2024	1:47	50.5		51.6	48.6
1/09/2024	1:52	50.0		50.4	48.8
1/09/2024	1:57	49.9		51.4	48.7
1/09/2024	2:02	49.8		50.4	49.0
1/09/2024	2:07	49.7		51.0	48.6
1/09/2024	2:12	50.1	50.0	51.3	48.3
1/09/2024	2:17	49.8		52.1	48.8
1/09/2024	2:22	50.2		51.4	48.6
1/09/2024	2:27	50.4		52.2	48.6
1/09/2024	2:32	50.6		52.3	48.6
1/09/2024	2:37	50.5		51.7	49.3
1/09/2024	2:42	50.0	51.3	51.3	48.9
1/09/2024	2:47	49.2		49.5	48.8
1/09/2024	2:52	54.7		55.3	49.0
1/09/2024	2:57	50.1		51.0	49.5
1/09/2024	3:02	59.3		62.6	49.2
1/09/2024	3:07	59.4		60.7	49.8
1/09/2024	3:12	51.7	55.8	53.7	49.3
1/09/2024	3:17	51.3		53.6	48.9
1/09/2024	3:22	51.2		53.0	49.4
1/09/2024	3:27	51.3		52.6	49.5
1/09/2024	3:32	49.6		51.0	48.3
1/09/2024	3:37	49.7		50.7	48.5
1/09/2024	3:42	50.0	49.8	50.9	49.2
1/09/2024	3:47	49.1		50.0	48.3
1/09/2024	3:52	50.2		50.8	48.5
1/09/2024	3:57	49.9		50.7	49.0
1/09/2024	4:02	49.0		49.8	48.2
1/09/2024	4:07	52.0		53.2	48.7
1/09/2024	4:12	49.6	51.5	50.2	48.7
1/09/2024	4:17	52.1		55.2	48.8
1/09/2024	4:22	52.7		54.7	49.0
1/09/2024	4:27	52.3		54.6	48.7
1/09/2024	4:32	49.2		49.3	48.5
1/09/2024	4:37	48.8		49.2	48.2
1/09/2024	4:42	49.0	49.4	49.2	48.1
1/09/2024	4:47	50.5		52.0	48.6
1/09/2024	4:52	49.7		54.3	48.4
1/09/2024	4:57	48.7		48.9	48.3
1/09/2024	5:02	49.9		51.2	48.4
1/09/2024	5:07	48.4		49.0	47.8
1/09/2024	5:12	51.1	49.9	52.0	47.9
1/09/2024	5:17	49.1		49.9	48.2
1/09/2024	5:22	48.4		49.1	47.4
1/09/2024	5:27	51.6		54.7	47.7
1/09/2024	5:32	48.3		49.1	47.0
1/09/2024	5:37	50.2		52.1	47.7
1/09/2024	5:42	53.7	53.0	57.5	48.1
1/09/2024	5:47	50.6		51.8	48.3
1/09/2024	5:52	54.5		57.6	49.2
1/09/2024	5:57	55.8		59.1	49.1
1/09/2024	6:02	58.2		61.9	50.6
1/09/2024	6:07	56.0		60.0	49.3
1/09/2024	6:12	52.7	55.9	55.1	49.5
1/09/2024	6:17	58.2		59.2	50.3
1/09/2024	6:22	54.4		57.6	49.7
1/09/2024	6:27	52.3		54.5	48.3
1/09/2024	6:32	51.1		53.1	48.8
1/09/2024	6:37	58.1		61.0	50.7
1/09/2024	6:42	52.2	53.8	54.2	48.9
1/09/2024	6:47	50.6		51.9	48.6
1/09/2024	6:52	50.9		52.6	48.7
1/09/2024	6:57	54.4		57.8	48.5

31/08/2024	23:02	54.1		54.9	50.5
31/08/2024	23:07	53.3		55.6	50.6
31/08/2024	23:12	56.1	54.0	57.4	51.0
31/08/2024	23:17	54.5		55.6	50.3
31/08/2024	23:22	52.3		53.8	50.0
31/08/2024	23:27	52.2		53.9	50.1
31/08/2024	23:32	52.4		54.0	50.2
31/08/2024	23:37	51.8		52.7	50.5
31/08/2024	23:42	51.8	52.3	53.2	50.2
31/08/2024	23:47	51.3		52.2	50.4
31/08/2024	23:52	53.5		56.1	50.2
31/08/2024	23:57	52.6		55.2	50.0
		Mean	55.3		
		Maximum	61.0		
		Minimum	51.5		

1/09/2024	23:02	52.8		55.6	50.4
1/09/2024	23:07	54.3		54.6	50.6
1/09/2024	23:12	52.5	53.5	52.6	50.9
1/09/2024	23:17	52.8		53.0	50.8
1/09/2024	23:22	54.6		55.6	50.5
1/09/2024	23:27	53.7		53.8	50.9
1/09/2024	23:32	52.2		53.3	50.5
1/09/2024	23:37	51.8		52.8	50.7
1/09/2024	23:42	51.9	52.0	52.5	50.3
1/09/2024	23:47	52.3		53.2	50.5
1/09/2024	23:52	51.3		51.8	50.0
1/09/2024	23:57	52.6		54.8	50.2
		Mean	52.1		
		Maximum	55.9		
		Minimum	49.4		

Station: CM1

Date	Start Time	Leq (5mins)	Leq (30mins)	L10 (5mins)	L90 (5mins)
2/09/2024	0:02	52.4		53.5	49.7
2/09/2024	0:07	50.3		51.7	49.5
2/09/2024	0:12	50.4	51.5	50.9	49.3
2/09/2024	0:17	50.4		51.1	49.2
2/09/2024	0:22	52.1		55.9	49.3
2/09/2024	0:27	52.5		56.0	49.0
2/09/2024	0:32	49.6		50.0	49.2
2/09/2024	0:37	49.8		51.0	48.9
2/09/2024	0:42	50.8	51.3	52.6	49.3
2/09/2024	0:47	54.3		55.9	49.5
2/09/2024	0:52	50.9		51.6	49.0
2/09/2024	0:57	50.4		51.3	49.7
2/09/2024	1:02	54.4		55.6	49.6
2/09/2024	1:07	51.7		52.4	49.5
2/09/2024	1:12	50.0	51.9	50.9	49.4
2/09/2024	1:17	51.1		55.3	49.3
2/09/2024	1:22	52.6		54.6	49.4
2/09/2024	1:27	49.6		50.2	48.9
2/09/2024	1:32	55.8		60.5	49.3
2/09/2024	1:37	56.4		60.0	49.3
2/09/2024	1:42	50.7	53.6	51.8	49.0
2/09/2024	1:47	53.5		54.6	49.3
2/09/2024	1:52	49.4		49.8	49.1
2/09/2024	1:57	50.9		52.1	49.6
2/09/2024	2:02	49.6		50.1	49.2
2/09/2024	2:07	50.8		51.6	49.1
2/09/2024	2:12	49.9	51.2	50.6	48.8
2/09/2024	2:17	50.4		52.0	49.0
2/09/2024	2:22	52.1		52.7	48.8
2/09/2024	2:27	53.4		53.5	50.2
2/09/2024	2:32	54.2		55.6	49.0
2/09/2024	2:37	48.9		49.3	48.4
2/09/2024	2:42	49.4	51.3	50.0	48.8
2/09/2024	2:47	52.8		56.5	48.5
2/09/2024	2:52	49.2		49.5	48.9
2/09/2024	2:57	50.6		51.1	48.8
2/09/2024	3:02	51.2		52.3	48.8
2/09/2024	3:07	49.0		50.0	48.4
2/09/2024	3:12	49.1	49.6	49.8	48.6
2/09/2024	3:17	48.9		49.3	48.6
2/09/2024	3:22	49.7		52.4	48.4
2/09/2024	3:27	48.9		49.1	48.5
2/09/2024	3:32	49.6		50.3	48.9
2/09/2024	3:37	49.8		51.5	48.6
2/09/2024	3:42	52.1	50.6	52.5	48.8
2/09/2024	3:47	51.0		51.1	48.7
2/09/2024	3:52	51.4		52.1	48.2
2/09/2024	3:57	48.9		49.9	48.0
2/09/2024	4:02	49.9		51.8	48.6
2/09/2024	4:07	50.1		51.1	48.9
2/09/2024	4:12	50.1	50.0	51.3	48.5
2/09/2024	4:17	49.7		51.6	48.8
2/09/2024	4:22	51.1		54.1	48.7
2/09/2024	4:27	49.0		49.8	48.2
2/09/2024	4:32	48.5		48.9	48.1
2/09/2024	4:37	49.3		50.2	48.0
2/09/2024	4:42	48.2	49.1	48.6	47.8
2/09/2024	4:47	50.4		51.5	48.8
2/09/2024	4:52	49.0		49.3	48.5
2/09/2024	4:57	48.8		49.2	48.3
2/09/2024	5:02	49.5		50.2	48.1
2/09/2024	5:07	50.1		51.1	48.7
2/09/2024	5:12	49.5	52.6	49.7	48.7
2/09/2024	5:17	48.7		48.9	47.3
2/09/2024	5:22	56.4		57.6	48.2
2/09/2024	5:27	54.9		55.6	48.3
2/09/2024	5:32	48.3		48.8	47.8
2/09/2024	5:37	56.6		57.6	48.4
2/09/2024	5:42	62.5	56.8	64.4	49.4
2/09/2024	5:47	49.9		51.1	48.4
2/09/2024	5:52	55.2		59.0	48.9
2/09/2024	5:57	51.3		53.0	48.1
2/09/2024	6:02	52.2		54.2	49.0
2/09/2024	6:07	54.7		56.7	48.1
2/09/2024	6:12	58.2	56.9	59.8	48.8
2/09/2024	6:17	55.6		58.2	49.5
2/09/2024	6:22	58.8		61.2	50.2
2/09/2024	6:27	58.3		59.0	51.0
2/09/2024	6:32	56.7		58.4	50.4
2/09/2024	6:37	58.2		60.9	52.3
2/09/2024	6:42	58.7	58.2	59.2	50.5
2/09/2024	6:47	60.6		63.4	50.4
2/09/2024	6:52	54.0		56.2	51.4
2/09/2024	6:57	58.6		60.5	51.9

Date	Start Time	Leq (5mins)	Leq (30mins)	L10 (5mins)	L90 (5mins)
3/09/2024	0:04	53.0		55.9	50.1
3/09/2024	0:09	52.4		53.8	49.6
3/09/2024	0:14	50.4	51.3	51.4	49.4
3/09/2024	0:19	50.4		51.0	49.4
3/09/2024	0:24	51.0		52.1	48.9
3/09/2024	0:29	49.4		50.3	48.7
3/09/2024	0:34	50.6		51.8	49.3
3/09/2024	0:39	51.6		53.9	49.3
3/09/2024	0:44	50.8	53.8	51.3	49.7
3/09/2024	0:49	58.4		59.7	49.4
3/09/2024	0:54	50.5		51.2	49.8
3/09/2024	0:59	54.0		56.8	49.6
3/09/2024	1:04	51.0		52.5	49.7
3/09/2024	1:09	52.5		53.6	49.3
3/09/2024	1:14	50.3	51.8	51.1	49.2
3/09/2024	1:19	51.7		54.9	50.0
3/09/2024	1:24	51.0		51.6	50.1
3/09/2024	1:29	53.6		54.5	49.9
3/09/2024	1:34	51.6		52.4	50.7
3/09/2024	1:39	55.8		56.3	50.6
3/09/2024	1:44	50.0	52.7	50.3	49.7
3/09/2024	1:49	50.9		51.1	49.6
3/09/2024	1:54	52.7		55.1	49.9
3/09/2024	1:59	52.5		54.5	49.8
3/09/2024	2:04	49.9		50.3	49.5
3/09/2024	2:09	49.9		50.6	49.4
3/09/2024	2:14	52.9	51.7	54.0	49.6
3/09/2024	2:19	54.2		56.1	49.8
3/09/2024	2:24	51.7		52.3	49.4
3/09/2024	2:29	49.8		50.6	49.3
3/09/2024	2:34	50.3		50.4	49.1
3/09/2024	2:39	50.3		51.0	49.1
3/09/2024	2:44	50.5	50.4	51.5	49.2
3/09/2024	2:49	50.3		52.3	49.4
3/09/2024	2:54	49.7		50.7	48.6
3/09/2024	2:59	51.3		52.1	49.4
3/09/2024	3:04	49.6		50.2	49.2
3/09/2024	3:09	50.1		51.0	49.1
3/09/2024	3:14	49.5	49.9	49.9	49.1
3/09/2024	3:19	50.1		51.0	49.2
3/09/2024	3:24	49.5		50.7	48.5
3/09/2024	3:29	50.7		50.9	49.3
3/09/2024	3:34	49.4		50.0	48.9
3/09/2024	3:39	49.6		50.6	48.8
3/09/2024	3:44	49.5	49.8	50.7	48.7
3/09/2024	3:49	49.7		50.6	49.2
3/09/2024	3:54	50.1		50.9	48.5
3/09/2024	3:59	50.6		51.0	49.1
3/09/2024	4:04	49.9		50.9	49.2
3/09/2024	4:09	49.3		50.1	48.6
3/09/2024	4:14	51.8	50.4	53.1	49.3
3/09/2024	4:19	50.5		51.6	49.4
3/09/2024	4:24	50.0		50.6	48.8
3/09/2024	4:29	50.6		51.3	49.4
3/09/2024	4:34	49.4		50.8	48.6
3/09/2024	4:39	49.8		51.0	49.1
3/09/2024	4:44	49.8	56.2	51.1	48.9
3/09/2024	4:49	55.6		59.2	49.8
3/09/2024	4:54	57.6		63.2	51.5
3/09/2024	4:59	61.0		67.0	51.2
3/09/2024	5:04	54.1		56.9	49.3
3/09/2024	5:09	51.0		52.5	49.1
3/09/2024	5:14	51.3	52.4	54.1	49.4
3/09/2024	5:19	49.7		50.6	49.1
3/09/2024	5:24	49.9		50.1	49.2
3/09/2024	5:29	55.3		57.6	48.7
3/09/2024	5:34	50.7		52.5	48.7
3/09/2024	5:39	59.1		60.7	48.8
3/09/2024	5:44	52.4	57.2	55.2	49.2
3/09/2024	5:49	60.1		63.2	49.7
3/09/2024	5:54	51.3		53.5	49.2
3/09/2024	5:59	59.4		62.0	49.3
3/09/2024	6:04	53.2		55.0	49.6
3/09/2024	6:09	51.7		53.3	49.4
3/09/2024	6:14	56.9	56.0	57.2	49.5
3/09/2024	6:19	57.5		60.2	49.7
3/09/2024	6:24	59.2		61.5	51.8
3/09/2024	6:29	52.3		53.2	50.1
3/09/2024	6:34	52.0		53.4	50.1
3/09/2024	6:39	53.5		55.6	50.3
3/09/2024	6:44	56.0	58.2	60.4	50.6
3/09/2024	6:49	61.0		63.7	51.8
3/09/2024	6:54	62.0		65.1	50.8
3/09/2024	6:59	55.1		57.5	50.7

2/09/2024	23:04	52.3		53.4	50.3
2/09/2024	23:09	53.0		54.5	50.4
2/09/2024	23:14	56.6	53.9	61.2	50.9
2/09/2024	23:19	52.5		53.4	50.5
2/09/2024	23:24	52.6		53.3	50.5
2/09/2024	23:29	54.7		55.6	50.4
2/09/2024	23:34	54.4		56.2	50.3
2/09/2024	23:39	56.7		59.5	49.7
2/09/2024	23:44	52.0	53.6	53.0	49.8
2/09/2024	23:49	51.7		52.7	50.0
2/09/2024	23:54	52.5		52.9	49.7
2/09/2024	23:59	51.4		53.0	50.0
		Mean	52.6		
		Maximum	58.2		
		Minimum	49.1		

3/09/2024	23:04	60.9		64.5	57.0
3/09/2024	23:09	57.8		58.9	56.9
3/09/2024	23:14	57.4	58.3	58.2	56.8
3/09/2024	23:19	57.3		58.3	56.7
3/09/2024	23:24	57.6		58.0	57.1
3/09/2024	23:29	57.2		57.8	56.7
3/09/2024	23:34	57.3		57.9	56.8
3/09/2024	23:39	57.5		57.8	57.1
3/09/2024	23:44	57.2	57.7	57.6	56.5
3/09/2024	23:49	57.6		57.9	57.1
3/09/2024	23:54	58.4		59.0	57.7
3/09/2024	23:59	57.9		58.4	57.5
		Mean	53.6		
		Maximum	58.3		
		Minimum	49.8		

Station: CM1

Date	Start Time	Leq (5mins)	Leq (30mins)	L10 (5mins)	L90 (5mins)
4/09/2024	0:04	58.1	58.1	58.5	57.5
4/09/2024	0:09	57.8		58.2	57.3
4/09/2024	0:14	57.8		58.5	57.1
4/09/2024	0:19	58.3		58.8	57.4
4/09/2024	0:24	58.4		59.0	57.8
4/09/2024	0:29	58.2		58.6	57.8
4/09/2024	0:34	58.3	58.4	59.1	57.6
4/09/2024	0:39	58.0		59.0	57.3
4/09/2024	0:44	58.6		58.9	58.2
4/09/2024	0:49	58.7		59.7	58.0
4/09/2024	0:54	58.7		60.3	57.3
4/09/2024	0:59	58.0		58.6	57.3
4/09/2024	1:04	58.5	58.1	58.9	57.9
4/09/2024	1:09	57.8		58.5	56.8
4/09/2024	1:14	57.9		58.8	57.0
4/09/2024	1:19	58.0		59.0	57.0
4/09/2024	1:24	58.4		59.2	57.8
4/09/2024	1:29	58.1		58.5	57.6
4/09/2024	1:34	58.0	57.8	59.0	57.4
4/09/2024	1:39	57.7		58.2	57.0
4/09/2024	1:44	58.0		58.7	57.3
4/09/2024	1:49	57.4		58.2	56.7
4/09/2024	1:54	58.1		60.5	56.6
4/09/2024	1:59	57.5		58.2	56.9
4/09/2024	2:04	57.4	57.3	58.0	56.8
4/09/2024	2:09	57.1		57.5	56.6
4/09/2024	2:14	58.0		58.5	57.5
4/09/2024	2:19	57.2		57.7	56.8
4/09/2024	2:24	56.9		57.2	56.5
4/09/2024	2:29	57.4		58.0	56.7
4/09/2024	2:34	57.6	56.6	58.7	56.5
4/09/2024	2:39	56.6		57.5	55.8
4/09/2024	2:44	56.3		56.9	55.8
4/09/2024	2:49	56.6		57.6	55.5
4/09/2024	2:54	56.5		57.2	55.7
4/09/2024	2:59	56.1		57.0	55.4
4/09/2024	3:04	56.3	59.7	57.1	55.1
4/09/2024	3:09	59.7		61.8	56.6
4/09/2024	3:14	60.8		63.0	57.8
4/09/2024	3:19	60.3		62.1	58.0
4/09/2024	3:24	59.4		60.8	58.0
4/09/2024	3:29	60.2		62.1	56.3
4/09/2024	3:34	55.5	55.8	56.1	54.8
4/09/2024	3:39	55.6		56.0	55.3
4/09/2024	3:44	55.9		56.4	55.1
4/09/2024	3:49	56.1		56.5	55.6
4/09/2024	3:54	55.6		56.3	55.1
4/09/2024	3:59	56.3		56.9	55.7
4/09/2024	4:04	56.4	55.6	57.7	55.4
4/09/2024	4:09	56.2		57.4	55.4
4/09/2024	4:14	55.5		56.7	54.2
4/09/2024	4:19	54.9		55.3	54.4
4/09/2024	4:24	55.3		56.4	54.3
4/09/2024	4:29	55.4		56.6	54.5
4/09/2024	4:34	56.6	55.1	58.6	54.7
4/09/2024	4:39	54.6		55.1	54.0
4/09/2024	4:44	54.5		55.1	54.0
4/09/2024	4:49	54.0		54.4	53.5
4/09/2024	4:54	54.6		55.6	53.9
4/09/2024	4:59	55.9		56.8	54.6
4/09/2024	5:04	54.6	54.6	55.1	53.8
4/09/2024	5:09	54.4		55.0	54.0
4/09/2024	5:14	54.6		54.8	54.1
4/09/2024	5:19	54.4		55.0	54.0
4/09/2024	5:24	54.7		55.2	54.0
4/09/2024	5:29	54.9		55.9	53.9
4/09/2024	5:34	54.8	55.1	56.0	53.9
4/09/2024	5:39	54.1		54.5	53.6
4/09/2024	5:44	55.2		57.2	53.6
4/09/2024	5:49	55.6		58.1	53.9
4/09/2024	5:54	55.6		58.6	54.1
4/09/2024	5:59	55.3		58.5	53.6
4/09/2024	6:04	54.3	54.7	54.6	53.8
4/09/2024	6:09	54.8		56.3	53.8
4/09/2024	6:14	54.3		54.8	53.7
4/09/2024	6:19	55.0		56.1	53.8
4/09/2024	6:24	55.1		56.3	54.1
4/09/2024	6:29	54.6		54.9	54.3
4/09/2024	6:34	54.2	54.0	54.5	53.9
4/09/2024	6:39	54.1		54.4	53.8
4/09/2024	6:44	54.1		54.6	53.7
4/09/2024	6:49	54.2		54.6	53.9
4/09/2024	6:54	53.9		54.3	53.5
4/09/2024	6:59	53.6		54.1	53.1
		Mean	56.5		
		Maximum	59.7		
		Minimum	54.0		

Date	Start Time	Leq (5mins)	Leq (30mins)	L10 (5mins)	L90 (5mins)
9/09/2024	23:02	50.1	50.5	50.5	49.6
9/09/2024	23:07	50.5		50.8	50.1
9/09/2024	23:12	50.6		51.0	50.1
9/09/2024	23:17	50.3		50.5	50.0
9/09/2024	23:22	50.1		50.4	49.8
9/09/2024	23:27	51.2		51.5	50.9
9/09/2024	23:32	50.8	50.5	51.3	50.4
9/09/2024	23:37	50.6		51.2	50.0
9/09/2024	23:42	49.8		50.2	49.3
9/09/2024	23:47	50.2		51.4	49.2
9/09/2024	23:52	51.3		52.2	49.9
9/09/2024	23:57	50.0		50.3	49.7
		Mean	50.5		
		Maximum	50.5		
		Minimum	50.5		

Station: CM1

Date	Start Time	Leq (5mins)	Leq (30mins)	L10 (5mins)	L90 (5mins)
10/09/2024	0:02	50.2	50.0	50.4	49.9
10/09/2024	0:07	50.2		50.4	50.0
10/09/2024	0:12	50.0		50.2	49.7
10/09/2024	0:17	50.2		50.4	49.9
10/09/2024	0:22	49.9		50.4	49.4
10/09/2024	0:27	49.6		49.9	49.4
10/09/2024	0:32	49.4	49.7	49.7	49.2
10/09/2024	0:37	49.6		50.1	49.1
10/09/2024	0:42	50.0		50.3	49.8
10/09/2024	0:47	50.1		50.4	49.8
10/09/2024	0:52	49.7		50.1	49.3
10/09/2024	0:57	49.5		49.8	49.2
10/09/2024	1:02	49.4	49.5	49.7	49.2
10/09/2024	1:07	49.7		50.1	49.4
10/09/2024	1:12	49.4		49.9	48.8
10/09/2024	1:17	49.2		49.6	48.7
10/09/2024	1:22	49.4		49.8	49.1
10/09/2024	1:27	49.8		50.2	49.2
10/09/2024	1:32	50.0	50.3	50.5	49.6
10/09/2024	1:37	50.2		50.4	49.9
10/09/2024	1:42	50.3		50.6	50.0
10/09/2024	1:47	50.4		50.7	50.1
10/09/2024	1:52	50.3		50.5	50.0
10/09/2024	1:57	50.3		50.7	49.9
10/09/2024	2:02	49.1	49.3	49.4	48.7
10/09/2024	2:07	48.9		49.6	48.2
10/09/2024	2:12	48.9		49.2	48.5
10/09/2024	2:17	49.5		49.7	49.2
10/09/2024	2:22	49.7		50.1	49.3
10/09/2024	2:27	49.4		49.6	49.1
10/09/2024	2:32	49.7	49.5	50.2	49.3
10/09/2024	2:37	49.9		50.4	49.5
10/09/2024	2:42	50.0		50.5	49.3
10/09/2024	2:47	49.4		50.0	48.5
10/09/2024	2:52	48.9		49.2	48.6
10/09/2024	2:57	48.9		49.2	48.4
10/09/2024	3:02	49.1	49.3	49.4	48.6
10/09/2024	3:07	49.5		49.7	49.2
10/09/2024	3:12	49.0		49.3	48.8
10/09/2024	3:17	49.1		49.4	48.8
10/09/2024	3:22	49.5		49.9	49.1
10/09/2024	3:27	49.6		49.9	49.5
10/09/2024	3:32	49.8	50.2	50.0	49.5
10/09/2024	3:37	48.9		49.2	48.5
10/09/2024	3:42	48.9		49.2	48.6
10/09/2024	3:47	49.2		49.5	48.9
10/09/2024	3:52	52.9		55.0	49.7
10/09/2024	3:57	49.9		50.7	49.5
10/09/2024	4:02	49.9	49.5	50.5	49.5
10/09/2024	4:07	49.6		49.9	49.2
10/09/2024	4:12	49.6		49.9	49.3
10/09/2024	4:17	49.8		50.5	49.3
10/09/2024	4:22	49.3		49.8	48.6
10/09/2024	4:27	48.6		48.9	48.3
10/09/2024	4:32	48.8	49.6	49.1	48.5
10/09/2024	4:37	49.0		49.3	48.7
10/09/2024	4:42	49.9		50.2	49.4
10/09/2024	4:47	49.8		50.1	49.5
10/09/2024	4:52	49.9		50.3	49.6
10/09/2024	4:57	50.1		51.3	49.3
10/09/2024	5:02	53.7	50.5	55.3	51.2
10/09/2024	5:07	49.7		50.2	49.3
10/09/2024	5:12	49.8		50.4	49.3
10/09/2024	5:17	49.3		49.7	49.0
10/09/2024	5:22	49.5		49.8	49.2
10/09/2024	5:27	49.1		49.6	48.7
10/09/2024	5:32	49.5	49.5	49.8	49.3
10/09/2024	5:37	49.9		50.3	49.4
10/09/2024	5:42	49.5		49.9	49.1
10/09/2024	5:47	49.5		49.8	49.1
10/09/2024	5:52	49.2		49.5	48.8
10/09/2024	5:57	49.1		49.5	48.7
10/09/2024	6:02	48.8	49.4	49.2	48.5
10/09/2024	6:07	49.1		49.4	48.8
10/09/2024	6:12	49.2		49.4	48.9
10/09/2024	6:17	49.1		49.7	48.7
10/09/2024	6:22	50.0		50.3	49.7
10/09/2024	6:27	50.0		50.3	49.8
10/09/2024	6:32	50.1	49.6	50.4	49.8
10/09/2024	6:37	49.8		50.2	49.5
10/09/2024	6:42	49.7		50.0	49.4
10/09/2024	6:47	49.9		50.1	49.7
10/09/2024	6:52	49.3		50.3	48.5
10/09/2024	6:57	49.0		49.5	48.5
10/09/2024	23:02	51.5	51.4	51.8	51.2
10/09/2024	23:07	51.2		51.6	50.8
10/09/2024	23:12	51.0		51.3	50.6
10/09/2024	23:17	51.0		51.3	50.8
10/09/2024	23:22	51.5		52.0	51.1
10/09/2024	23:27	51.9		52.3	51.4
10/09/2024	23:32	51.7	51.7	52.2	51.3
10/09/2024	23:37	51.4		51.7	51.1
10/09/2024	23:42	51.4		51.6	51.0
10/09/2024	23:47	51.2		51.5	50.9
10/09/2024	23:52	52.0		52.3	51.5
10/09/2024	23:57	52.4		52.9	51.1
		Mean	49.9		
		Maximum	51.7		
		Minimum	49.3		

Date	Start Time	Leq (5mins)	Leq (30mins)	L10 (5mins)	L90 (5mins)
11/09/2024	0:02	51.7	52.1	51.9	51.3
11/09/2024	0:07	51.7		52.4	51.1
11/09/2024	0:12	52.3		53.3	51.6
11/09/2024	0:17	52.7		54.1	51.0
11/09/2024	0:22	50.8		51.4	50.2
11/09/2024	0:27	53.2		53.5	50.9
11/09/2024	0:32	54.5	52.8	59.5	51.1
11/09/2024	0:37	52.4		52.8	51.9
11/09/2024	0:42	52.5		52.9	52.0
11/09/2024	0:47	52.4		52.8	51.9
11/09/2024	0:52	52.2		52.5	51.9
11/09/2024	0:57	52.4		52.6	52.0
11/09/2024	1:02	56.2	53.5	60.2	52.1
11/09/2024	1:07	52.2		52.6	51.8
11/09/2024	1:12	52.2		52.6	51.8
11/09/2024	1:17	52.1		52.8	51.6
11/09/2024	1:22	53.9		56.9	51.9
11/09/2024	1:27	52.9		53.2	52.3
11/09/2024	1:32	52.3	52.2	52.6	52.0
11/09/2024	1:37	52.2		52.5	51.8
11/09/2024	1:42	52.2		52.7	51.8
11/09/2024	1:47	52.2		52.6	51.7
11/09/2024	1:52	52		52.3	51.7
11/09/2024	1:57	52.2		52.6	51.8
11/09/2024	2:02	52.2	52.0	52.6	51.6
11/09/2024	2:07	52		52.3	51.5
11/09/2024	2:12	51.8		52.3	51.4
11/09/2024	2:17	52		52.5	51.6
11/09/2024	2:22	51.9		52.4	51.5
11/09/2024	2:27	52.3		52.7	51.8
11/09/2024	2:32	52.7	52.6	53.1	52.3
11/09/2024	2:37	52.7		53.0	52.3
11/09/2024	2:42	52.5		52.8	52.2
11/09/2024	2:47	52.5		52.8	52.2
11/09/2024	2:52	52.4		52.8	51.8
11/09/2024	2:57	52.8		53.1	52.5
11/09/2024	3:02	52.6	52.4	52.9	52.2
11/09/2024	3:07	53.1		53.3	51.9
11/09/2024	3:12	51.8		52.3	51.3
11/09/2024	3:17	52.1		52.5	51.6
11/09/2024	3:22	52.4		52.8	51.9
11/09/2024	3:27	52.4		52.7	52.1
11/09/2024	3:32	52.3	52.5	52.6	52.0
11/09/2024	3:37	52.4		52.8	52.0
11/09/2024	3:42	52.3		52.6	51.9
11/09/2024	3:47	53.6		55.9	51.9
11/09/2024	3:52	52		52.4	51.7
11/09/2024	3:57	52.1		52.6	51.6
11/09/2024	4:02	52.1	51.8	52.6	51.7
11/09/2024	4:07	52.1		53.2	51.4
11/09/2024	4:12	51.9		52.2	51.5
11/09/2024	4:17	51.7		52.1	51.2
11/09/2024	4:22	51.4		52.0	50.9
11/09/2024	4:27	51.3		51.8	50.8
11/09/2024	4:32	50.8	51.1	51.2	50.5
11/09/2024	4:37	50.9		51.1	50.6
11/09/2024	4:42	50.9		51.2	50.6
11/09/2024	4:47	51.8		52.5	51.1
11/09/2024	4:52	51.2		51.4	50.8
11/09/2024	4:57	51.1		51.5	50.8
11/09/2024	5:02	51.2	51.6	51.6	50.8
11/09/2024	5:07	51.4		51.8	50.9
11/09/2024	5:12	52.1		53.0	50.9
11/09/2024	5:17	52.1		53.1	51.0
11/09/2024	5:22	51.6		52.0	51.0
11/09/2024	5:27	51.2		51.5	50.8
11/09/2024	5:32	51.2	51.4	51.7	50.7
11/09/2024	5:37	51.1		51.4	50.8
11/09/2024	5:42	50.8		51.0	50.5
11/09/2024	5:47	51.1		51.3	50.8
11/09/2024	5:52	51.3		51.9	50.7
11/09/2024	5:57	52.5		54.6	51.0
11/09/2024	6:02	51.8	51.3	52.5	51.1
11/09/2024	6:07	51		51.5	50.7
11/09/2024	6:12	51		51.3	50.6
11/09/2024	6:17	50.5		50.8	50.2
11/09/2024	6:22	51.3		52.0	50.5
11/09/2024	6:27	52		52.6	51.1
11/09/2024	6:32	51.8	51.9	52.3	51.2
11/09/2024	6:37	51.8		52.2	51.4
11/09/2024	6:42	51.8		52.3	51.4
11/09/2024	6:47	51.9		52.0	51.2
11/09/2024	6:52	51.8		52.5	51.2
11/09/2024	6:57	52		53.4	50.8
		Mean	52.1		
		Maximum	53.5		
		Minimum	51.1		

Summary of Noise Monitoring Results during 23:00 - 07:00 on the next day at CM1	
	Leq (30mins)
Mean	53.3
Maximum	61.2
Minimum	49.0

Note:
1. Data gaps appear starting from the afternoon on 4 September 2024 to the morning on 9 September 2024 during the suspension of monitoring due to the super typhoon Yagi.

Appendix 3-2-2 Baseline Noise Monitoring Data at CM2

Station: CM2

Date	Start Time	Leq (5mins)	Leq (30mins)	L10 (5mins)	L90 (5mins)
23/08/2024	16:37	77.5		79.1	69.9
23/08/2024	16:42	72.1		73.4	66.8
23/08/2024	16:47	71.7	72.1	74.7	66.9
23/08/2024	16:52	67.4		68.8	63.7
23/08/2024	16:57	64.4		67.5	58.0
23/08/2024	17:02	60.8		63.4	57.1
23/08/2024	17:07	60.6		63.2	56.3
23/08/2024	17:12	58.8		60.8	56.6
23/08/2024	17:17	60.0	59.7	63.9	52.0
23/08/2024	17:22	61.2		64.3	55.1
23/08/2024	17:27	57.2		58.9	53.6
23/08/2024	17:32	59.4		61.4	56.2
23/08/2024	17:37	57.6		60.7	53.3
23/08/2024	17:42	60.3		63.2	55.1
23/08/2024	17:47	56.3	59.1	59.4	52.1
23/08/2024	17:52	59.6		63.4	54.1
23/08/2024	17:57	58.5		61.6	53.2
23/08/2024	18:02	60.7		63.4	57.4
23/08/2024	18:07	57.1		60.4	53.6
23/08/2024	18:12	57.3		60.5	53.6
23/08/2024	18:17	61.3	59.2	64.9	55.6
23/08/2024	18:22	62.0		66.7	51.2
23/08/2024	18:27	56.8		60.1	50.4
23/08/2024	18:32	57.0		59.6	50.0
23/08/2024	18:37	57.1		60.3	50.7
23/08/2024	18:42	58.4		61.4	52.5
23/08/2024	18:47	58.0		60.1	55.2
23/08/2024	18:52	57.0		60.2	51.7
23/08/2024	18:57	59.7		61.9	56.5
		Mean	62.5		
		Maximum	72.1		
		Minimum	59.1		

Date	Start Time	Leq (5mins)	Leq (30mins)	L10 (5mins)	L90 (5mins)
24/08/2024	7:02	56.7		60.0	48.2
24/08/2024	7:07	53.5		57.2	48.2
24/08/2024	7:12	57.6	55.7	59.2	53.1
24/08/2024	7:17	57.2		60.7	48.9
24/08/2024	7:22	52.5		55.2	48.5
24/08/2024	7:27	53.7		56.2	47.6
24/08/2024	7:32	54.6		57.0	49.4
24/08/2024	7:37	55.6		59.0	48.3
24/08/2024	7:42	56.5	56.4	59.3	51.1
24/08/2024	7:47	59.1		61.1	47.0
24/08/2024	7:52	55.9		60.5	47.7
24/08/2024	7:57	55.1		56.9	52.3
24/08/2024	8:02	53.5		55.4	49.1
24/08/2024	8:07	53.7		55.9	48.3
24/08/2024	8:12	56.3	55.6	59.3	51.1
24/08/2024	8:17	52.2		55.3	45.7
24/08/2024	8:22	56.0		58.3	52.2
24/08/2024	8:27	58.6		60.0	51.4
24/08/2024	8:32	54.1		55.9	51.3
24/08/2024	8:37	55.3		58.7	48.8
24/08/2024	8:42	50.8	54.7	53.5	45.7
24/08/2024	8:47	56.6		59.1	51.1
24/08/2024	8:52	53.3		56.4	49.4
24/08/2024	8:57	56.0		59.8	50.0
24/08/2024	9:02	54.2		55.5	50.8
24/08/2024	9:07	52.0		54.1	48.0
24/08/2024	9:12	57.7	55.2	60.2	52.1
24/08/2024	9:17	54.7		57.2	51.4
24/08/2024	9:22	51.3		53.3	44.7
24/08/2024	9:27	57.3		59.7	54.0
24/08/2024	9:32	53.8		57.7	47.1
24/08/2024	9:37	55.6		57.6	51.2
24/08/2024	9:42	55.4	54.8	58.1	50.3
24/08/2024	9:47	53.9		55.9	48.9
24/08/2024	9:52	55.1		58.0	48.3
24/08/2024	9:57	54.4		57.0	48.7
24/08/2024	10:02	56.0		59.9	49.5
24/08/2024	10:07	55.1		58.0	50.1
24/08/2024	10:12	52.3	55.1	55.4	45.4
24/08/2024	10:17	58.1		60.1	48.6
24/08/2024	10:22	53.9		56.7	47.8
24/08/2024	10:27	52.1		54.5	46.7
24/08/2024	10:32	53.8		56.4	49.7
24/08/2024	10:37	51.8		54.0	48.4
24/08/2024	10:42	53.6	53.0	56.4	46.6
24/08/2024	10:47	53.6		55.2	51.3
24/08/2024	10:52	53.3		55.1	49.5
24/08/2024	10:57	50.9		52.8	48.8
24/08/2024	11:02	54.4		57.3	48.9
24/08/2024	11:07	55.1		57.9	49.8
24/08/2024	11:12	54.0	54.2	57.0	48.3
24/08/2024	11:17	55.8		59.3	50.0
24/08/2024	11:22	51.7		54.9	47.0
24/08/2024	11:27	52.7		55.8	46.0
24/08/2024	11:32	52.5		55.4	49.3
24/08/2024	11:37	53.9		56.6	51.2
24/08/2024	11:42	52.7	53.8	55.8	47.8
24/08/2024	11:47	51.5		54.6	46.9
24/08/2024	11:52	56.5		60.4	49.3
24/08/2024	11:57	53.9		55.5	50.8
24/08/2024	12:02	58.6		61.9	51.1
24/08/2024	12:07	53.9		57.2	45.7
24/08/2024	12:12	55.0	55.3	58.7	49.2
24/08/2024	12:17	52.5		55.5	47.0
24/08/2024	12:22	56.0		58.9	51.6
24/08/2024	12:27	52.5		55.3	46.8
24/08/2024	12:32	54.2		57.1	48.7
24/08/2024	12:37	52.7		54.1	50.7
24/08/2024	12:42	53.5	53.1	56.1	44.7
24/08/2024	12:47	53.9		56.1	48.9
24/08/2024	12:52	52.3		54.6	47.5
24/08/2024	12:57	51.7		54.8	46.3
24/08/2024	13:02	51.6		54.3	46.6
24/08/2024	13:07	52.7		56.5	44.9
24/08/2024	13:12	53.4	53.1	56.1	47.9
24/08/2024	13:17	53.8		56.8	48.9
24/08/2024	13:22	53.9		56.3	49.8
24/08/2024	13:27	52.9		56.5	45.2
24/08/2024	13:32	54.9		57.1	49.4
24/08/2024	13:37	53.6		56.5	48.1
24/08/2024	13:42	55.4	54.8	56.9	49.4
24/08/2024	13:47	55.2		56.8	49.8
24/08/2024	13:52	55.4		57.7	51.9
24/08/2024	13:57	54.1		57.7	47.1
24/08/2024	14:02	54.5		56.7	51.4
24/08/2024	14:07	54.5		57.7	47.4
24/08/2024	14:12	54.9	54.4	58.1	46.4
24/08/2024	14:17	51.9		55.8	45.9
24/08/2024	14:22	54.7		56.6	45.4
24/08/2024	14:27	55.2		56.9	49.6
24/08/2024	14:32	53.4		56.2	49.1
24/08/2024	14:37	51.4		53.9	44.3
24/08/2024	14:42	59.4	55.9	60.9	52.2
24/08/2024	14:47	57.6		58.8	53.2
24/08/2024	14:52	55.2		57.3	49.3
24/08/2024	14:57	52.9		56.4	46.3
24/08/2024	15:02	52.3		55.1	47.0
24/08/2024	15:07	56.4		58.5	46.6
24/08/2024	15:12	53.6	57.9	56.3	49.4
24/08/2024	15:17	55.3		59.3	49.9
24/08/2024	15:22	56.2		57.0	48.1
24/08/2024	15:27	63.2		65.2	47.8
24/08/2024	15:32	51.6		55.0	44.3
24/08/2024	15:37	51.6		53.7	46.9
24/08/2024	15:42	53.2	52.2	55.9	47.6
24/08/2024	15:47	50.9		53.5	48.4
24/08/2024	15:52	52.1		54.4	47.6
24/08/2024	15:57	53.2		54.7	49.8
24/08/2024	16:02	52.8		55.5	48.9
24/08/2024	16:07	55.6		56.8	49.7
24/08/2024	16:12	51.3	52.8	54.2	45.9
24/08/2024	16:17	51.6		54.9	45.4
24/08/2024	16:22	52.3		54.6	47.7
24/08/2024	16:27	51.6		53.0	48.3
24/08/2024	16:32	52.9		55.2	47.6
24/08/2024	16:37	51.2		54.0	45.7
24/08/2024	16:42	53.3	52.6	56.0	49.2
24/08/2024	16:47	52.2		55.3	47.8
24/08/2024	16:52	51.7		54.1	47.9
24/08/2024	16:57	53.9		57.5	48.8
24/08/2024	17:02	54.4		56.5	51.4
24/08/2024	17:07	50.2		52.1	46.2
24/08/2024	17:12	53.5	53.0	56.9	47.5
24/08/2024	17:17	51.7		53.7	46.8
24/08/2024	17:22	54.5		57.8	45.7
24/08/2024	17:27	51.9		54.8	46.3
24/08/2024	17:32	52.0		53.8	48.1
24/08/2024	17:37	52.9		55.3	49.9
24/08/2024	17:42	53.3	51.9	55.4	48.1
24/08/2024	17:47	50.7		52.8	46.5
24/08/2024	17:52	50.2		53.0	45.0
24/08/2024	17:57	51.7		54.7	46.3
24/08/2024	18:02	50.2		52.4	46.4
24/08/2024	18:07	52.9		55.4	48.4
24/08/2024	18:12	57.4	53.4	59.6	44.3
24/08/2024	18:17	53.2		55.1	50.6
24/08/2024	18:22	50.0		52.8	43.3
24/08/2024	18:27	51.7		54.7	46.0
24/08/2024	18:32	50.6		53.2	46.4
24/08/2024	18:37	50.1		51.9	47.0
24/08/2024	18:42	53.2	50.9	55.5	50.0
24/08/2024	18:47	48.9		52.7	43.0
24/08/2024	18:52	49.5		52.6	43.8
24/08/2024	18:57	51.6		54.0	46.0
		Mean	54.2		
		Maximum	57.9		
		Minimum	50.9		

Station: CM2

Date	Start Time	Leq (5mins)	Leq (30mins)	L10 (5mins)	L90 (5mins)
25/08/2024	7:02	49.6		52.0	43.4
25/08/2024	7:07	49.6		53.2	43.6
25/08/2024	7:12	46.7	48.9	50.9	42.2
25/08/2024	7:17	50.4		52.2	47.0
25/08/2024	7:22	47.9		49.9	41.7
25/08/2024	7:27	48.0		50.7	42.5
25/08/2024	7:32	48.1		52.5	42.5
25/08/2024	7:37	47.9		50.9	42.7
25/08/2024	7:42	52.5	50.1	54.5	47.3
25/08/2024	7:47	49.6		52.5	42.6
25/08/2024	7:52	50.4		52.2	47.2
25/08/2024	7:57	50.1		53.2	43.8
25/08/2024	8:02	50.4		53.3	46.4
25/08/2024	8:07	49.9		52.3	41.9
25/08/2024	8:12	46.7	50.2	48.8	42.7
25/08/2024	8:17	51.1		52.9	47.8
25/08/2024	8:22	51.4		53.1	44.3
25/08/2024	8:27	50.1		53.4	45.7
25/08/2024	8:32	52.5		56.2	46.0
25/08/2024	8:37	50.9		52.5	44.5
25/08/2024	8:42	52.6	51.2	56.7	48.5
25/08/2024	8:47	48.5		51.1	44.1
25/08/2024	8:52	49.2		51.9	44.0
25/08/2024	8:57	52.0		55.7	44.6
25/08/2024	9:02	48.4		50.1	45.2
25/08/2024	9:07	50.2		52.9	45.8
25/08/2024	9:12	49.5	49.4	52.9	43.9
25/08/2024	9:17	51.5		56.5	43.8
25/08/2024	9:22	46.6		49.4	42.8
25/08/2024	9:27	48.4		52.1	43.6
25/08/2024	9:32	51.7		53.4	45.4
25/08/2024	9:37	50.0		53.9	44.2
25/08/2024	9:42	49.6	49.5	51.3	45.0
25/08/2024	9:47	48.1		50.9	43.4
25/08/2024	9:52	48.8		51.9	42.6
25/08/2024	9:57	47.7		50.3	42.5
25/08/2024	10:02	47.5		50.0	42.4
25/08/2024	10:07	52.7		55.1	42.7
25/08/2024	10:12	49.2	50.2	52.1	42.8
25/08/2024	10:17	50.6		53.0	45.2
25/08/2024	10:22	50.0		52.5	44.0
25/08/2024	10:27	49.5		51.7	45.9
25/08/2024	10:32	47.3		49.2	44.0
25/08/2024	10:37	50.5		52.8	47.1
25/08/2024	10:42	50.1	49.1	54.1	43.7
25/08/2024	10:47	47.2		50.2	43.3
25/08/2024	10:52	50.6		53.6	46.0
25/08/2024	10:57	47.3		49.0	42.0
25/08/2024	11:02	53.3		56.2	47.9
25/08/2024	11:07	47.3		49.6	42.7
25/08/2024	11:12	50.9	49.8	54.2	44.4
25/08/2024	11:17	49.5		52.3	44.7
25/08/2024	11:22	47.1		49.6	43.0
25/08/2024	11:27	45.9		47.6	42.3
25/08/2024	11:32	49.1		51.5	44.1
25/08/2024	11:37	53.7		55.1	44.0
25/08/2024	11:42	48.5	49.8	51.6	44.1
25/08/2024	11:47	48.0		49.7	45.1
25/08/2024	11:52	48.1		52.1	42.5
25/08/2024	11:57	48.0		50.4	42.3
25/08/2024	12:02	49.7		51.2	42.9
25/08/2024	12:07	48.7		50.6	43.2
25/08/2024	12:12	47.6	48.8	50.9	42.1
25/08/2024	12:17	47.3		50.9	42.1
25/08/2024	12:22	50.8		53.8	46.1
25/08/2024	12:27	47.7		51.2	43.3
25/08/2024	12:32	51.0		53.7	45.0
25/08/2024	12:37	53.3		55.3	42.5
25/08/2024	12:42	50.5	51.2	52.7	46.1
25/08/2024	12:47	51.5		53.5	45.6
25/08/2024	12:52	51.9		56.2	44.3
25/08/2024	12:57	47.0		50.2	43.7
25/08/2024	13:02	51.7		54.6	45.5
25/08/2024	13:07	50.1		53.4	43.9
25/08/2024	13:12	47.3	49.6	50.8	43.3
25/08/2024	13:17	48.7		50.9	44.2
25/08/2024	13:22	49.8		53.0	42.8
25/08/2024	13:27	48.6		51.2	44.1
25/08/2024	13:32	47.2		50.4	42.7
25/08/2024	13:37	50.2		53.7	44.5
25/08/2024	13:42	54.4	51.1	55.5	47.0
25/08/2024	13:47	49.2		50.9	46.3
25/08/2024	13:52	49.3		52.3	46.0
25/08/2024	13:57	52.4		56.9	43.7
25/08/2024	14:02	50.7		53.1	47.5
25/08/2024	14:07	49.9		54.5	42.7
25/08/2024	14:12	49.5	49.7	51.3	45.7
25/08/2024	14:17	47.1		50.3	42.9
25/08/2024	14:22	49.2		52.2	45.5
25/08/2024	14:27	50.8		53.0	45.2
25/08/2024	14:32	47.4		50.0	43.7
25/08/2024	14:37	49.7		52.5	44.2
25/08/2024	14:42	51.2	50.3	54.4	43.6
25/08/2024	14:47	50.1		52.7	45.1
25/08/2024	14:52	49.9		52.3	44.6
25/08/2024	14:57	52.1		53.9	47.2
25/08/2024	15:02	53.1		55.7	45.5
25/08/2024	15:07	50.9		54.1	44.2
25/08/2024	15:12	51.7	51.6	54.0	45.3
25/08/2024	15:17	52.1		55.7	46.2
25/08/2024	15:22	50.6		53.0	47.3
25/08/2024	15:27	50.6		53.4	45.7
25/08/2024	15:32	53.3		56.3	46.2
25/08/2024	15:37	50.9		53.7	47.2
25/08/2024	15:42	52.5	55.0	56.7	47.4
25/08/2024	15:47	54.7		57.1	48.9
25/08/2024	15:52	56.8		60.2	51.6
25/08/2024	15:57	57.9		61.3	52.3
25/08/2024	16:02	60.2		63.8	51.3
25/08/2024	16:07	56.0		58.8	51.2
25/08/2024	16:12	57.5	58.5	59.7	51.4
25/08/2024	16:17	58.7		60.9	53.1
25/08/2024	16:22	55.6		59.3	50.6
25/08/2024	16:27	60.5		63.2	55.9
25/08/2024	16:32	58.2		61.4	51.5
25/08/2024	16:37	58.2		61.5	53.3
25/08/2024	16:42	60.3	59.6	63.4	54.6
25/08/2024	16:47	57.4		61.7	52.8
25/08/2024	16:52	62.6		67.6	55.8
25/08/2024	16:57	58.7		61.8	54.0
25/08/2024	17:02	60.5		64.3	53.3
25/08/2024	17:07	59.8		63.9	53.1
25/08/2024	17:12	59.7	60.1	63.0	54.7
25/08/2024	17:17	58.8		61.9	54.2
25/08/2024	17:22	59.9		62.8	53.3
25/08/2024	17:27	61.4		63.5	52.9
25/08/2024	17:32	60.3		62.8	56.2
25/08/2024	17:37	61.2		66.1	52.5
25/08/2024	17:42	59.1	60.6	60.8	54.5
25/08/2024	17:47	59.5		62.2	52.6
25/08/2024	17:52	59.7		61.9	55.1
25/08/2024	17:57	62.8		65.5	57.8
25/08/2024	18:02	60.8		64.5	54.9
25/08/2024	18:07	61.4		65.0	52.1
25/08/2024	18:12	59.4	59.9	62.8	53.1
25/08/2024	18:17	58.7		61.9	54.1
25/08/2024	18:22	60.3		63.0	56.4
25/08/2024	18:27	58.0		61.6	52.1
25/08/2024	18:32	60.2		63.4	52.4
25/08/2024	18:37	61.5		65.1	53.7
25/08/2024	18:42	58.0	59.7	62.0	52.6
25/08/2024	18:47	57.7		61.7	52.8
25/08/2024	18:52	60.0		63.2	54.9
25/08/2024	18:57	59.8		63.6	52.2
		Mean	52.7		
		Maximum	60.6		
		Minimum	48.8		

Date	Start Time	Leq (5mins)	Leq (30mins)	L10 (5mins)	L90 (5mins)
26/08/2024	7:02	56.1		59.9	49.9
26/08/2024	7:07	56.6		60.2	49.6
26/08/2024	7:12	55.1	56.4	59.4	50.3
26/08/2024	7:17	55.5		60.2	49.7
26/08/2024	7:22	58.0		61.8	50.3
26/08/2024	7:27	56.7		60.8	52.0
26/08/2024	7:32	53.7		57.2	49.6
26/08/2024	7:37	56.9		60.2	51.7
26/08/2024	7:42	56.1	56.6	60.1	50.6
26/08/2024	7:47	57.7		60.5	50.4
26/08/2024	7:52	57.1		61.6	50.6
26/08/2024	7:57	57.0		61.6	49.2
26/08/2024	8:02	57.3		60.4	49.8
26/08/2024	8:07	55.2		58.8	50.2
26/08/2024	8:12	55.5	56.0	59.9	49.7
26/08/2024	8:17	54.8		58.4	50.2
26/08/2024	8:22	53.7		57.4	49.4
26/08/2024	8:27	57.8		61.0	52.8
26/08/2024	8:32	59.1		62.3	52.6
26/08/2024	8:37	55.5		60.6	50.0
26/08/2024	8:42	54.6	58.0	58.5	50.2
26/08/2024	8:47	56.4		58.9	51.9
26/08/2024	8:52	59.3		62.4	52.8
26/08/2024	8:57	60.3		63.5	52.9
26/08/2024	9:02	51.5		53.6	49.5
26/08/2024	9:07	54.9		59.2	49.5
26/08/2024	9:12	58.9	56.7	63.0	51.6
26/08/2024	9:17	56.4		59.5	50.2
26/08/2024	9:22	56.7		61.4	50.4
26/08/2024	9:27	58.5		62.8	51.4
26/08/2024	9:32	58.0		62.6	51.0
26/08/2024	9:37	53.2		55.1	50.5
26/08/2024	9:42	57.0	57.8	59.0	51.2
26/08/2024	9:47	58.3		61.7	52.9
26/08/2024	9:52	59.1		62.2	51.8
26/08/2024	9:57	58.9		62.8	52.7
26/08/2024	10:02	57.3		61.3	52.2
26/08/2024	10:07	60.8		63.2	52.8
26/08/2024	10:12	53.4	57.2	56.6	50.6
26/08/2024	10:17	58.3		63.9	50.7
26/08/2024	10:22	52.5		54.2	50.5
26/08/2024	10:27	55.4		60.9	50.4
26/08/2024	10:32	56.1		60.2	51.0
26/08/2024	10:37	55.1		59.1	50.7
26/08/2024	10:42	56.6	58.0	59.9	50.7
26/08/2024	10:47	56.6		60.0	51.4
26/08/2024	10:52	58.4		62.5	50.9
26/08/2024	10:57	61.5		63.6	51.1
26/08/2024	11:02	57.0		61.4	50.4
26/08/2024	11:07	55.4		59.6	50.7
26/08/2024	11:12	55.5	56.0	59.9	50.6
26/08/2024	11:17	56.2		59.5	51.0
26/08/2024	11:22	56.3		60.9	50.7
26/08/2024	11:27	55.0		58.4	50.3
26/08/2024	11:32	58.0		63.0	50.9
26/08/2024	11:37	58.5		61.5	53.1
26/08/2024	11:42	53.9	56.8	56.9	50.3
26/08/2024	11:47	57.4		60.5	51.1
26/08/2024	11:52	57.4		60.9	50.9
26/08/2024	11:57	52.5		55.5	50.2
26/08/2024	12:02	53.4		56.8	50.1
26/08/2024	12:07	60.8		65.4	50.7
26/08/2024	12:12	62.2	59.1	66.7	51.6
26/08/2024	12:17	55.6		60.3	50.2
26/08/2024	12:22	59.3		63.9	51.5
26/08/2024	12:27	57.3		61.5	50.5
26/08/2024	12:32	55.5		59.2	50.3
26/08/2024	12:37	55.6		59.1	50.9
26/08/2024	12:42	57.8	57.4	59.9	50.0
26/08/2024	12:47	56.5		60.1	51.9
26/08/2024	12:52	56.4		59.7	50.8
26/08/2024	12:57	60.3		61.0	50.3
26/08/2024	13:02	54.8		58.3	50.9
26/08/2024	13:07	61.0		64.7	50.7
26/08/2024	13:12	56.7	58.5	60.7	50.4
26/08/2024	13:17	60.9		63.5	51.6
26/08/2024	13:22	57.8		61.4	50.3
26/08/2024	13:27	56.2		60.3	50.2
26/08/2024	13:32	58.0		62.2	50.8
26/08/2024	13:37	60.1		63.9	51.4
26/08/2024	13:42	54.4	58.0	59.1	49.9
26/08/2024	13:47	53.6		56.7	50.1
26/08/2024	13:52	60.4		62.7	50.0
26/08/2024	13:57	57.2		60.8	50.7
26/08/2024	14:02	55.2		59.0	50.1
26/08/2024	14:07	58.2		61.3	53.4
26/08/2024	14:12	56.7	56.3	59.0	50.5
26/08/2024	14:17	54.4		57.5	50.6
26/08/2024	14:22	56.8		61.2	51.2
26/08/2024	14:27	55.4		58.8	50.4
26/08/2024	14:32	58.5		61.5	52.4
26/08/2024	14:37	56.5		60.1	50.1
26/08/2024	14:42	58.3	56.8	62.8	50.2
26/08/2024	14:47	56.4		59.1	50.8
26/08/2024	14:52	55.9		59.2	50.8
26/08/2024	14:57	53.5		56.4	50.1
26/08/2024	15:02	57.2		61.5	50.3
26/08/2024	15:07	56.1		60.3	50.3
26/08/2024	15:12	58.3	57.2	60.8	50.3
26/08/2024	15:17	56.8		60.6	49.9
26/08/2024	15:22	59.2		62.3	51.1
26/08/2024	15:27	53.8		57.7	49.8
26/08/2024	15:32	53.5		56.7	50.0
26/08/2024	15:37	59.4		62.5	52.2
26/08/2024	15:42	57.1	56.4	61.2	50.4
26/08/2024	15:47	56.2		61.4	49.7
26/08/2024	15:52	56.5		61.0	50.1
26/08/2024	15:57	50.8		52.9	49.7
26/08/2024	16:02	63.1		65.1	51.2
26/08/2024	16:07	57.7		60.9	51.3
26/08/2024	16:12	58.0	58.9	59.4	50.0
26/08/2024	16:17	54.8		58.1	50.4
26/08/2024	16:22	59.0		61.7	51.1
26/08/2024	16:27	54.1		57.9	50.2
26/08/2024	16:32	55.6		59.3	50.9
26/08/2024	16:37	60.6		65.0	51.9
26/08/2024	16:42	58.5	57.8	63.2	51.1
26/08/2024	16:47	57.6		61.2	51.2
26/08/2024	16:52	56.6		60.0	50.6
26/08/2024	16:57	55.5		59.7	49.5
26/08/2024	17:02	54.8		58.3	49.0
26/08/2024	17:07	52.5		55.6	49.0
26/08/2024	17:12	60.0	57.5	63.3	50.3
26/08/2024	17:17	58.1		62.4	51.5
26/08/2024	17:22	58.0		62.8	51.5
26/08/2024	17:27	57.9		62.7	51.0
26/08/2024	17:32	58.2		62.6	49.6
26/08/2024	17:37	55.1		59.0	49.7
26/08/2024	17:42	61.3	59.3	65.5	52.4
26/08/2024	17:47	59.9		64.0	51.4
26/08/2024	17:52	60.7		64.6	51.4
26/08/2024	17:57	57.9		63.0	49.7
26/08/2024	18:02	53.5		57.5	49.6
26/08/2024	18:07	51.9		52.0	49.1
26/08/2024	18:12	62.4	59.5	66.8	51.6
26/08/2024	18:17	58.5		61.6	50.0
26/08/2024	18:22	60.4		64.7	53.3
26/08/2024	18:27	61.5		64.6	52.1
26/08/2024	18:32	57.3		60.4	50.8
26/08/2024	18:37	57.7		62.3	51.2
26/08/2024	18:42	59.5	57.7	65.5	49.2
26/08/2024	18:47	57.8		62.1	49.4
26/08/2024	18:52	54.1		57.6	49.1
26/08/2024	18:57	58.0		63.1	48.9
		Mean	57.5		
		Maximum	59.5		
		Minimum	56.0		

Station: CM2

Date	Start Time	Leq (5mins)	Leq (30mins)	L10 (5mins)	L90 (5mins)
27/08/2024	7:02	59.7		64.4	51.6
27/08/2024	7:07	62.0		64.9	54.0
27/08/2024	7:12	63.6	62.5	65.6	59.8
27/08/2024	7:17	62.8		65.8	56.1
27/08/2024	7:22	61.2		63.6	57.0
27/08/2024	7:27	64.2		66.9	56.4
27/08/2024	7:32	61.6		64.9	54.0
27/08/2024	7:37	64.3		67.5	56.2
27/08/2024	7:42	59.7	62.9	62.1	55.2
27/08/2024	7:47	63.6		65.8	57.0
27/08/2024	7:52	62.3		64.5	58.1
27/08/2024	7:57	64.0		67.7	58.6
27/08/2024	8:02	60.6		63.7	56.2
27/08/2024	8:07	63.4		66.2	57.7
27/08/2024	8:12	63.0	63.2	65.1	56.0
27/08/2024	8:17	63.1		65.8	56.0
27/08/2024	8:22	64.9		66.5	58.7
27/08/2024	8:27	63.0		65.1	58.9
27/08/2024	8:32	61.9		64.3	56.0
27/08/2024	8:37	62.6		65.6	56.5
27/08/2024	8:42	65.2	64.1	68.3	60.7
27/08/2024	8:47	65.3		67.0	62.6
27/08/2024	8:52	65.3		69.2	57.8
27/08/2024	8:57	63.1		66.7	58.2
27/08/2024	9:02	64.6		67.8	60.6
27/08/2024	9:07	64.0		66.4	57.4
27/08/2024	9:12	64.9	65.0	67.5	60.0
27/08/2024	9:17	65.8		68.3	57.6
27/08/2024	9:22	63.0		65.9	57.0
27/08/2024	9:27	66.6		69.2	60.9
27/08/2024	9:32	65.3		68.9	59.3
27/08/2024	9:37	65.2		66.4	54.8
27/08/2024	9:42	66.4	66.2	69.0	62.2
27/08/2024	9:47	68.1		71.3	60.1
27/08/2024	9:52	66.0		68.4	61.0
27/08/2024	9:57	65.3		67.9	58.8
27/08/2024	10:02	63.2		65.6	59.4
27/08/2024	10:07	63.7		66.7	58.4
27/08/2024	10:12	66.4	64.8	69.7	60.3
27/08/2024	10:17	64.5		67.1	59.9
27/08/2024	10:22	65.8		69.1	61.2
27/08/2024	10:27	64.5		66.9	61.0
27/08/2024	10:32	65.3		68.2	58.3
27/08/2024	10:37	64.2		66.1	57.5
27/08/2024	10:42	64.9	64.2	67.5	60.7
27/08/2024	10:47	63.1		66.3	58.6
27/08/2024	10:52	57.9		60.9	53.2
27/08/2024	10:57	66.1		68.7	62.2
27/08/2024	11:02	65.0		68.2	58.3
27/08/2024	11:07	65.6		68.0	61.4
27/08/2024	11:12	66.5	66.2	69.9	59.8
27/08/2024	11:17	64.5		67.2	57.9
27/08/2024	11:22	67.9		69.9	62.4
27/08/2024	11:27	66.6		69.7	62.6
27/08/2024	11:32	64.5		66.3	61.4
27/08/2024	11:37	65.7		67.4	62.0
27/08/2024	11:42	63.6	66.2	67.0	58.9
27/08/2024	11:47	65.6		68.9	58.7
27/08/2024	11:52	70.4		71.2	64.7
27/08/2024	11:57	62.5		64.4	59.0
27/08/2024	12:02	66.7		69.0	62.4
27/08/2024	12:07	63.0		65.8	58.1
27/08/2024	12:12	63.4	65.6	65.7	58.2
27/08/2024	12:17	68.2		71.4	59.3
27/08/2024	12:22	65.7		68.9	60.4
27/08/2024	12:27	64.2		65.2	52.2
27/08/2024	12:32	66.2		71.9	54.7
27/08/2024	12:37	65.2		67.9	60.6
27/08/2024	12:42	64.7	65.3	67.5	59.9
27/08/2024	12:47	64.0		67.3	58.7
27/08/2024	12:52	66.3		69.6	57.0
27/08/2024	12:57	64.9		68.2	59.1
27/08/2024	13:02	66.6		70.0	58.6
27/08/2024	13:07	65.5		68.3	60.0
27/08/2024	13:12	64.9	65.8	67.8	56.8
27/08/2024	13:17	62.8		65.8	59.0
27/08/2024	13:22	67.3		70.5	61.3
27/08/2024	13:27	66.2		69.4	56.5
27/08/2024	13:32	68.9		71.8	61.9
27/08/2024	13:37	67.7		70.2	63.3
27/08/2024	13:42	64.0	68.0	65.7	60.1
27/08/2024	13:47	66.3		69.5	57.4
27/08/2024	13:52	71.1		72.1	64.4
27/08/2024	13:57	66.2		70.5	57.4
27/08/2024	14:02	69.0		71.2	64.7
27/08/2024	14:07	66.7		69.6	60.3
27/08/2024	14:12	66.4	66.5	68.8	61.8
27/08/2024	14:17	63.0		65.6	58.7
27/08/2024	14:22	65.0		68.2	57.9
27/08/2024	14:27	66.8		69.3	60.6
27/08/2024	14:32	68.1		71.6	62.1
27/08/2024	14:37	66.9		71.2	58.9
27/08/2024	14:42	64.2	67.4	67.7	57.3
27/08/2024	14:47	69.2		71.9	60.3
27/08/2024	14:52	66.5		70.2	60.0
27/08/2024	14:57	68.1		71.4	61.8
27/08/2024	15:02	68.8		71.7	63.0
27/08/2024	15:07	66.8		68.0	61.4
27/08/2024	15:12	63.5	68.1	66.2	57.0
27/08/2024	15:17	72.3		73.1	64.2
27/08/2024	15:22	64.8		67.4	58.0
27/08/2024	15:27	66.4		67.5	52.6
27/08/2024	15:32	68.9		72.0	61.2
27/08/2024	15:37	67.6		70.7	60.2
27/08/2024	15:42	65.1	67.0	68.0	59.5
27/08/2024	15:47	66.1		69.5	59.0
27/08/2024	15:52	64.6		68.5	58.3
27/08/2024	15:57	68.1		71.4	55.9
27/08/2024	16:02	66.5		68.6	63.3
27/08/2024	16:07	65.9		67.8	61.4
27/08/2024	16:12	65.5	68.2	67.4	61.4
27/08/2024	16:17	69.7		72.7	65.9
27/08/2024	16:22	69.1		72.2	64.4
27/08/2024	16:27	70.3		72.1	61.7
27/08/2024	16:32	63.1		66.8	55.2
27/08/2024	16:37	67.6		70.5	61.6
27/08/2024	16:42	66.9	70.4	69.7	59.2
27/08/2024	16:47	70.6		72.7	67.1
27/08/2024	16:52	70.6		72.4	66.8
27/08/2024	16:57	74.7		77.6	70.2
27/08/2024	17:02	75.0		77.1	62.8
27/08/2024	17:07	74.7		79.0	75.4
27/08/2024	17:12	75.8	74.7	77.7	72.9
27/08/2024	17:17	75.9		77.4	73.9
27/08/2024	17:22	71.5		78.8	74.0
27/08/2024	17:27	73.9		77.9	74.5
27/08/2024	17:32	70.8		80.9	76.9
27/08/2024	17:37	75.6		81.1	78.0
27/08/2024	17:42	72.3	74.1	83.9	80.7
27/08/2024	17:47	74.4		86.2	79.7
27/08/2024	17:52	76.7		86.0	80.1
27/08/2024	17:57	71.2		85.5	75.6
27/08/2024	18:02	76.2		83.6	78.6
27/08/2024	18:07	72.8		85.1	77.1
27/08/2024	18:12	74.1	74.3	88.6	74.6
27/08/2024	18:17	75.4		84.0	77.2
27/08/2024	18:22	73.3		84.5	82.8
27/08/2024	18:27	72.6		87.0	80.2
27/08/2024	18:32	71.2		85.1	77.4
27/08/2024	18:37	71.9		84.6	77.1
27/08/2024	18:42	73.2	74.4	81.6	77.9
27/08/2024	18:47	77.8		81.5	73.3
27/08/2024	18:52	70.5		81.7	73.5
27/08/2024	18:57	76.4		79.2	63.9
		Mean	67.3		
		Maximum	74.7		
		Minimum	62.5		

Date	Start Time	Leq (5mins)	Leq (30mins)	L10 (5mins)	L90 (5mins)
28/08/2024	7:02	67.4		69.6	63.9
28/08/2024	7:07	66.3		71.0	62.4
28/08/2024	7:12	65.3	66.0	67.5	58.9
28/08/2024	7:17	64.8		67.2	60.7
28/08/2024	7:22	64.3		67.1	61.0
28/08/2024	7:27	66.9		68.9	63.2
28/08/2024	7:32	64.4		67.5	57.4
28/08/2024	7:37	67.7		69.6	64.4
28/08/2024	7:42	65.3	66.2	67.8	62.7
28/08/2024	7:47	66.5		68.8	63.5
28/08/2024	7:52	67.9		70.9	63.3
28/08/2024	7:57	63.7		63.9	60.2
28/08/2024	8:02	67.5		68.7	63.2
28/08/2024	8:07	64.8		68.1	59.9
28/08/2024	8:12	66.0	66.3	68.9	57.5
28/08/2024	8:17	67.8		70.2	63.7
28/08/2024	8:22	65.2		68.5	58.7
28/08/2024	8:27	65.6		67.3	61.5
28/08/2024	8:32	64.0		67.1	60.0
28/08/2024	8:37	65.2		67.0	60.7
28/08/2024	8:42	65.7	65.3	68.4	56.9
28/08/2024	8:47	66.0		68.7	62.6
28/08/2024	8:52	65.0		68.2	61.3
28/08/2024	8:57	65.4		66.4	63.1
28/08/2024	9:02	65.6		69.2	61.1
28/08/2024	9:07	67.4		69.3	61.8
28/08/2024	9:12	65.2	66.4	67.1	60.5
28/08/2024	9:17	67.8		69.7	60.5
28/08/2024	9:22	64.7		66.7	60.6
28/08/2024	9:27	66.6		69.0	62.0
28/08/2024	9:32	64.7		66.8	60.7
28/08/2024	9:37	69.0		73.0	63.9
28/08/2024	9:42	67.0	66.3	70.1	60.6
28/08/2024	9:47	65.4		67.9	55.6
28/08/2024	9:52	64.2		67.5	56.0
28/08/2024	9:57	65.7		68.4	59.5
28/08/2024	10:02	65.3		68.7	55.3
28/08/2024	10:07	68.9		71.5	59.3
28/08/2024	10:12	65.3	68.0	68.4	60.9
28/08/2024	10:17	68.6		71.3	64.9
28/08/2024	10:22	69.1		71.4	64.2
28/08/2024	10:27	69.0		72.1	64.0
28/08/2024	10:32	66.4		68.9	60.3
28/08/2024	10:37	64.4		66.9	61.3
28/08/2024	10:42	64.9	65.3	67.4	58.7
28/08/2024	10:47	66.8		70.0	57.2
28/08/2024	10:52	65.0		67.9	58.0
28/08/2024	10:57	63.6		67.8	56.2
28/08/2024	11:02	65.2		68.6	58.5
28/08/2024	11:07	66.6		68.6	61.5
28/08/2024	11:12	66.5	65.5	69.1	60.0
28/08/2024	11:17	65.0		68.2	59.2
28/08/2024	11:22	64.6		67.8	59.4
28/08/2024	11:27	64.9		68.5	57.8
28/08/2024	11:32	68.5		71.7	61.2
28/08/2024	11:37	70.6		70.8	57.5
28/08/2024	11:42	67.4	67.8	69.5	60.6
28/08/2024	11:47	63.0		66.1	58.3
28/08/2024	11:52	65.0		67.9	59.7
28/08/2024	11:57	68.2		69.8	63.7
28/08/2024	12:02	65.6		68.6	61.1
28/08/2024	12:07	64.9		68.0	58.1
28/08/2024	12:12	68.1	65.6	70.9	62.4
28/08/2024	12:17	63.7		66.2	59.2
28/08/2024	12:22	66.3		68.4	61.6
28/08/2024	12:27	62.5		65.0	58.0
28/08/2024	12:32	67.6		70.2	64.7
28/08/2024	12:37	64.6		67.6	60.8
28/08/2024	12:42	68.0	66.8	70.1	64.9
28/08/2024	12:47	67.0		69.4	63.7
28/08/2024	12:52	66.2		68.3	63.5
28/08/2024	12:57	66.3		69.0	60.0
28/08/2024	13:02	65.9		68.3	62.2
28/08/2024	13:07	66.4		68.4	57.2
28/08/2024	13:12	65.3	65.6	66.9	61.7
28/08/2024	13:17	65.1		68.2	57.5
28/08/2024	13:22	65.2		68.6	58.7
28/08/2024	13:27	65.5		67.4	58.9
28/08/2024	13:32	63.5		66.7	57.5
28/08/2024	13:37	68.1		71.4	61.9
28/08/2024	13:42	63.0	66.7	66.7	58.7
28/08/2024	13:47	69.0		72.1	61.4
28/08/2024	13:52	67.9		69.5	63.1
28/08/2024	13:57	65.4		67.6	62.0
28/08/2024	14:02	65.6		67.7	63.6
28/08/2024	14:07	67.8		71.8	59.1
28/08/2024	14:12	69.3	67.2	72.2	65.3
28/08/2024	14:17	65.0		67.4	59.0
28/08/2024	14:22	67.4		71.3	58.3
28/08/2024	14:27	66.7		70.9	59.6
28/08/2024	14:32	68.7		72.6	60.6
28/08/2024	14:37	64.1		65.6	62.0
28/08/2024	14:42	65.6	65.8	69.4	57.8
28/08/2024	14:47	65.5		67.2	61.8
28/08/2024	14:52	64.6		67.5	59.9
28/08/2024	14:57	64.8		69.0	57.6
28/08/2024	15:02	65.0		67.4	61.3
28/08/2024	15:07	66.2		67.9	58.7
28/08/2024	15:12	63.9	66.2	65.7	60.3
28/08/2024	15:17	66.0		68.4	61.9
28/08/2024	15:22	66.7		68.3	64.0
28/08/2024	15:27	68.1		70.6	65.0
28/08/2024	15:32	65.1		67.1	62.4
28/08/2024	15:37	69.2		71.6	60.7
28/08/2024	15:42	65.9	66.9	70.1	58.9
28/08/2024	15:47	67.4		70.4	62.1
28/08/2024	15:52	65.7		70.5	59.1
28/08/2024	15:57	66.5		68.8	62.3
28/08/2024	16:02	64.7		67.3	58.1
28/08/2024	16:07	64.9		68.2	59.1
28/08/2024	16:12	66.1	66.3	68.4	63.0
28/08/2024	16:17	67.8		70.3	64.5
28/08/2024	16:22	65.0		68.1	57.6
28/08/2024	16:27	67.8		69.3	62.7
28/08/2024	16:32	64.0		67.1	59.8
28/08/2024	16:37	67.7		70.4	62.4
28/08/2024	16:42	67.8	66.9	70.7	64.9
28/08/2024	16:47	67.4		69.3	64.6
28/08/2024	16:52	66.6		69.5	61.2
28/08/2024	16:57	67.0		68.6	62.6
28/08/2024	17:02	65.5		68.5	61.6
28/08/2024	17:07	64.7		68.2	60.6
28/08/2024	17:12	65.3	65.5	68.3	61.9
28/08/2024	17:17	67.6		70.6	61.5
28/08/2024	17:22	64.3		67.4	59.8
28/08/2024	17:27	64.4		66.7	61.2
28/08/2024	17:32	66.4		69.0	59.7
28/08/2024	17:37	65.6		67.6	59.6
28/08/2024	17:42	66.6	66.6	69.2	61.3
28/08/2024	17:47	69.6		71.1	58.9
28/08/2024	17:52	65.5		65.9	58.8
28/08/2024	17:57	63.2		66.9	56.0
28/08/2024	18:02	66.6		69.4	57.6
28/08/2024	18:07	67.0		70.2	59.0
28/08/2024	18:12	65.3	67.7	67.4	59.8
28/08/2024	18:17	64.8		68.5	57.4
28/08/2024	18:22	65.4		68.2	59.9
28/08/2024	18:27	72.0		73.6	63.3
28/08/2024	18:32	67.5		71.0	61.6
28/08/2024	18:37	66.4		69.9	59.9
28/08/2024	18:42	66.1	68.0	70.3	56.3
28/08/2024	18:47	72.1		73.5	61.6
28/08/2024	18:52	64.3		67.0	61.1
28/08/2024	18:57	66.9		69.3	62.4
		Mean	66.4		
		Maximum	68.0		
		Minimum	65.3		

Station: CM2

Date	Start Time	Leq (5mins)	Leq (30mins)	L10 (5mins)	L90 (5mins)
29/08/2024	7:02	69.3		72.1	60.5
29/08/2024	7:07	70.2		73.8	62.8
29/08/2024	7:12	68.2	67.8	69.3	63.9
29/08/2024	7:17	65.7		69.5	59.6
29/08/2024	7:22	65.3		68.5	57.6
29/08/2024	7:27	65.6		68.3	59.0
29/08/2024	7:32	59.7		62.8	55.3
29/08/2024	7:37	73.2		75.2	63.3
29/08/2024	7:42	68.3	68.4	71.5	62.7
29/08/2024	7:47	63.9		66.8	57.9
29/08/2024	7:52	68.5		71.7	62.9
29/08/2024	7:57	65.2		68.0	59.4
29/08/2024	8:02	66.7		68.6	61.5
29/08/2024	8:07	65.1		69.1	56.8
29/08/2024	8:12	65.1	64.7	68.0	59.4
29/08/2024	8:17	62.6		65.5	55.1
29/08/2024	8:22	64.7		68.5	57.2
29/08/2024	8:27	62.9		67.3	54.5
29/08/2024	8:32	67.9		70.6	61.8
29/08/2024	8:37	62.5		65.1	55.4
29/08/2024	8:42	66.1	66.3	69.3	57.5
29/08/2024	8:47	67.5		71.5	57.6
29/08/2024	8:52	66.5		69.0	62.2
29/08/2024	8:57	65.6		67.9	60.8
29/08/2024	9:02	60.8		62.7	56.5
29/08/2024	9:07	66.3		69.5	60.6
29/08/2024	9:12	68.4	64.9	72.6	62.7
29/08/2024	9:17	63.5		66.5	56.4
29/08/2024	9:22	62.1		64.2	57.5
29/08/2024	9:27	63.8		67.0	59.2
29/08/2024	9:32	66.4		71.0	58.4
29/08/2024	9:37	72.8		75.8	60.8
29/08/2024	9:42	66.7	69.1	69.6	58.2
29/08/2024	9:47	68.1		71.3	59.5
29/08/2024	9:52	70.6		73.2	65.6
29/08/2024	9:57	64.4		68.1	57.9
29/08/2024	10:02	65.8		69.0	59.2
29/08/2024	10:07	64.6		67.6	58.5
29/08/2024	10:12	64.2	64.2	68.6	55.5
29/08/2024	10:17	64.0		67.2	59.6
29/08/2024	10:22	62.6		65.1	56.1
29/08/2024	10:27	63.2		65.3	58.7
29/08/2024	10:32	65.0		67.6	60.1
29/08/2024	10:37	63.8		66.2	57.4
29/08/2024	10:42	65.4	65.7	68.2	59.3
29/08/2024	10:47	66.9		69.7	62.9
29/08/2024	10:52	66.0		69.1	56.2
29/08/2024	10:57	66.5		70.1	60.3
29/08/2024	11:02	61.4		64.1	56.7
29/08/2024	11:07	63.2		66.7	57.8
29/08/2024	11:12	64.1	63.7	66.6	59.4
29/08/2024	11:17	63.1		66.2	56.8
29/08/2024	11:22	65.6		67.6	60.5
29/08/2024	11:27	63.9		65.9	58.4
29/08/2024	11:32	66.0		69.2	60.4
29/08/2024	11:37	66.9		70.1	61.5
29/08/2024	11:42	62.2	64.7	64.1	58.5
29/08/2024	11:47	62.7		64.4	59.6
29/08/2024	11:52	63.3		65.6	56.7
29/08/2024	11:57	64.8		67.7	57.5
29/08/2024	12:02	69.4		73.5	61.5
29/08/2024	12:07	61.0		63.7	57.3
29/08/2024	12:12	66.1	66.0	66.3	62.3
29/08/2024	12:17	65.6		68.5	58.6
29/08/2024	12:22	66.4		69.4	55.5
29/08/2024	12:27	62.9		66.2	58.0
29/08/2024	12:32	65.5		69.8	56.8
29/08/2024	12:37	64.6		67.0	58.1
29/08/2024	12:42	61.5	65.5	64.2	56.5
29/08/2024	12:47	66.2		70.2	58.2
29/08/2024	12:52	66.0		68.8	57.9
29/08/2024	12:57	67.3		69.9	63.0
29/08/2024	13:02	61.7		65.2	53.8
29/08/2024	13:07	67.8		69.5	61.2
29/08/2024	13:12	63.6	65.2	66.6	57.9
29/08/2024	13:17	64.0		66.6	56.5
29/08/2024	13:22	65.3		67.6	61.0
29/08/2024	13:27	66.2		70.5	57.8
29/08/2024	13:32	63.1		64.9	59.6
29/08/2024	13:37	64.3		67.7	57.7
29/08/2024	13:42	62.4	64.3	64.9	56.4
29/08/2024	13:47	65.6		67.4	55.1
29/08/2024	13:52	65.2		69.0	56.8
29/08/2024	13:57	64.2		66.8	59.8
29/08/2024	14:02	64.3		66.8	58.6
29/08/2024	14:07	68.7		71.2	61.5
29/08/2024	14:12	64.4	65.6	66.6	56.4
29/08/2024	14:17	63.7		66.0	58.6
29/08/2024	14:22	66.0		69.9	59.7
29/08/2024	14:27	64.5		68.7	59.5
29/08/2024	14:32	67.1		71.3	58.0
29/08/2024	14:37	63.5		66.4	57.7
29/08/2024	14:42	64.5	65.1	66.8	59.9
29/08/2024	14:47	64.0		65.4	60.6
29/08/2024	14:52	66.5		69.6	60.0
29/08/2024	14:57	63.2		66.4	59.0
29/08/2024	15:02	63.1		66.3	58.3
29/08/2024	15:07	66.6		68.4	60.0
29/08/2024	15:12	62.9	64.5	66.0	58.5
29/08/2024	15:17	65.1		69.5	59.8
29/08/2024	15:22	63.9		67.2	59.0
29/08/2024	15:27	64.1		66.2	60.2
29/08/2024	15:32	63.2		65.3	60.4
29/08/2024	15:37	61.9		65.2	53.7
29/08/2024	15:42	65.8	66.0	69.7	56.8
29/08/2024	15:47	64.2		65.4	61.1
29/08/2024	15:52	64.7		68.6	55.8
29/08/2024	15:57	70.3		73.4	65.3
29/08/2024	16:02	62.3		64.9	58.1
29/08/2024	16:07	64.1		66.9	58.2
29/08/2024	16:12	63.7	63.9	66.5	58.6
29/08/2024	16:17	64.4		66.8	61.1
29/08/2024	16:22	66.0		71.7	57.3
29/08/2024	16:27	61.6		64.3	54.0
29/08/2024	16:32	62.3		65.7	57.3
29/08/2024	16:37	64.5		67.2	60.6
29/08/2024	16:42	66.9	65.2	69.7	60.6
29/08/2024	16:47	63.9		66.8	57.0
29/08/2024	16:52	64.5		65.8	58.7
29/08/2024	16:57	67.3		69.2	62.7
29/08/2024	17:02	65.2		65.3	60.5
29/08/2024	17:07	65.5		68.9	58.1
29/08/2024	17:12	64.3	63.7	67.7	58.6
29/08/2024	17:17	63.0		65.6	56.5
29/08/2024	17:22	61.2		64.0	54.3
29/08/2024	17:27	60.2		63.6	53.6
29/08/2024	17:32	63.1		66.0	58.1
29/08/2024	17:37	63.3		67.9	54.3
29/08/2024	17:42	63.9	62.7	66.3	58.9
29/08/2024	17:47	57.6		60.7	54.0
29/08/2024	17:52	63.8		66.5	59.0
29/08/2024	17:57	62.0		63.5	59.0
29/08/2024	18:02	61.1		64.8	53.8
29/08/2024	18:07	61.8		64.3	58.4
29/08/2024	18:12	63.3	61.2	66.2	55.1
29/08/2024	18:17	59.2		62.1	53.2
29/08/2024	18:22	60.4		63.1	56.2
29/08/2024	18:27	60.4		62.7	54.9
29/08/2024	18:32	62.8		66.1	58.0
29/08/2024	18:37	66.2		69.4	60.4
29/08/2024	18:42	62.0	63.0	63.8	58.0
29/08/2024	18:47	62.3		65.4	55.0
29/08/2024	18:52	60.8		63.1	55.8
29/08/2024	18:57	61.1		63.5	54.5
		Mean	65.1		
		Maximum	69.1		
		Minimum	61.2		

Date	Start Time	Leq (5mins)	Leq (30mins)	L10 (5mins)	L90 (5mins)
30/08/2024	7:02	60.4		63.0	56.3
30/08/2024	7:07	64.4		65.8	55.0
30/08/2024	7:12	60.7	63.1	63.1	56.8
30/08/2024	7:17	66.4		67.2	58.2
30/08/2024	7:22	62.5		64.7	54.6
30/08/2024	7:27	60.0		61.5	57.6
30/08/2024	7:32	59.1		61.8	51.4
30/08/2024	7:37	61.1		63.7	56.6
30/08/2024	7:42	58.4	59.9	60.4	51.6
30/08/2024	7:47	60.9		63.7	55.0
30/08/2024	7:52	61.2		63.8	57.6
30/08/2024	7:57	57.5		61.8	49.9
30/08/2024	8:02	61.9		65.1	54.5
30/08/2024	8:07	60.1		62.5	53.4
30/08/2024	8:12	59.5	60.5	61.8	52.1
30/08/2024	8:17	61.4		65.0	51.1
30/08/2024	8:22	59.2		62.8	50.7
30/08/2024	8:27	60.0		62.2	56.7
30/08/2024	8:32	61.7		64.4	57.3
30/08/2024	8:37	61.0		63.1	54.0
30/08/2024	8:42	57.8	60.3	59.8	53.4
30/08/2024	8:47	59.9		62.3	50.8
30/08/2024	8:52	58.4		60.2	53.5
30/08/2024	8:57	61.5		64.9	52.0
30/08/2024	9:02	58.6		62.6	50.9
30/08/2024	9:07	60.0		63.5	51.8
30/08/2024	9:12	59.2	60.3	62.2	54.3
30/08/2024	9:17	61.3		64.9	54.1
30/08/2024	9:22	60.7		63.8	51.4
30/08/2024	9:27	61.3		64.6	56.6
30/08/2024	9:32	58.7		61.9	52.0
30/08/2024	9:37	59.3		63.2	50.9
30/08/2024	9:42	58.6	60.0	62.1	53.0
30/08/2024	9:47	60.8		64.4	52.5
30/08/2024	9:52	61.5		64.2	55.7
30/08/2024	9:57	60.5		62.9	56.4
30/08/2024	10:02	57.6		62.7	51.9
30/08/2024	10:07	63.1		66.4	55.6
30/08/2024	10:12	59.3	60.9	62.2	55.3
30/08/2024	10:17	61.4		64.4	53.1
30/08/2024	10:22	57.8		60.5	52.0
30/08/2024	10:27	63.0		65.5	57.3
30/08/2024	10:32	59.1		62.8	53.0
30/08/2024	10:37	62.1		67.4	52.3
30/08/2024	10:42	62.7	64.6	64.6	58.1
30/08/2024	10:47	69.3		73.4	55.0
30/08/2024	10:52	60.9		63.7	54.6
30/08/2024	10:57	65.2		68.1	56.8
30/08/2024	11:02	59.7		62.5	55.2
30/08/2024	11:07	60.6		62.8	56.1
30/08/2024	11:12	61.7	60.7	64.6	56.9
30/08/2024	11:17	59.8		62.4	54.6
30/08/2024	11:22	62.9		65.3	57.9
30/08/2024	11:27	57.8		60.3	53.0
30/08/2024	11:32	61.0		64.0	55.7
30/08/2024	11:37	59.4		62.1	53.6
30/08/2024	11:42	63.2	61.4	66.3	58.0
30/08/2024	11:47	60.8		64.0	53.7
30/08/2024	11:52	59.7		62.5	54.2
30/08/2024	11:57	62.7		64.7	59.1
30/08/2024	12:02	63.7		67.7	57.2
30/08/2024	12:07	64.1		66.5	61.9
30/08/2024	12:12	59.5	62.3	62.2	54.3
30/08/2024	12:17	61.8		65.5	55.5
30/08/2024	12:22	61.2		62.6	58.6
30/08/2024	12:27	61.6		64.9	54.0
30/08/2024	12:32	62.2		64.7	55.3
30/08/2024	12:37	59.7		62.8	55.4
30/08/2024	12:42	63.0	63.5	66.0	55.9
30/08/2024	12:47	67.2		69.6	56.2
30/08/2024	12:52	64.5		66.8	57.7
30/08/2024	12:57	59.7		63.0	55.7
30/08/2024	13:02	63.1		66.1	58.4
30/08/2024	13:07	63.2		65.4	57.4
30/08/2024	13:12	61.0	62.1	63.9	54.8
30/08/2024	13:17	61.5		64.6	54.3
30/08/2024	13:22	61.3		63.0	57.4
30/08/2024	13:27	62.1		64.5	53.7
30/08/2024	13:32	64.8		67.8	58.9
30/08/2024	13:37	62.0		64.9	55.7
30/08/2024	13:42	64.3	63.4	67.4	56.3
30/08/2024	13:47	63.8		67.5	58.8
30/08/2024	13:52	62.6		66.1	55.5
30/08/2024	13:57	61.9		65.0	56.9
30/08/2024	14:02	60.7		65.0	54.9
30/08/2024	14:07	62.5		65.4	55.8
30/08/2024	14:12	60.2	61.5	62.8	55.7
30/08/2024	14:17	61.7		64.4	56.1
30/08/2024	14:22	62.0		66.2	54.7
30/08/2024	14:27	61.2		63.7	56.7
30/08/2024	14:32	64.1		66.5	57.7
30/08/2024	14:37	59.1		61.2	54.7
30/08/2024	14:42	60.8	62.5	64.0	53.8
30/08/2024	14:47	63.8		66.7	55.8
30/08/2024	14:52	61.1		63.9	54.0
30/08/2024	14:57	63.6		65.9	57.4
30/08/2024	15:02	61.7		64.2	57.8
30/08/2024	15:07	65.2		68.2	58.9
30/08/2024	15:12	61.2	62.8	63.5	56.4
30/08/2024	15:17	62.0		64.4	54.4
30/08/2024	15:22	64.1		67.5	56.8
30/08/2024	15:27	61.0		64.4	54.4
30/08/2024	15:32	59.2		61.8	55.9
30/08/2024	15:37	62.6		66.5	55.1
30/08/2024	15:42	61.7	62.0	64.3	57.3
30/08/2024	15:47	61.2		63.5	56.7
30/08/2024	15:52	63.4		65.9	57.0
30/08/2024	15:57	62.6		64.8	59.2
30/08/2024	16:02	63.3		65.6	57.9
30/08/2024	16:07	59.9		63.0	55.6
30/08/2024	16:12	62.7	62.3	65.0	59.9
30/08/2024	16:17	62.3		66.2	53.9
30/08/2024	16:22	63.8		66.5	59.7
30/08/2024	16:27	60.5		64.6	53.5
30/08/2024	16:32	61.4		65.0	55.7
30/08/2024	16:37	62.7		66.0	55.8
30/08/2024	16:42	62.0	62.5	64.9	56.2
30/08/2024	16:47	63.6		65.7	58.4
30/08/2024	16:52	63.8		66.8	58.1
30/08/2024	16:57	60.7		64.6	54.2
30/08/2024	17:02	61.6		64.1	54.7
30/08/2024	17:07	63.0		65.5	57.1
30/08/2024	17:12	60.0	61.4	62.5	54.9
30/08/2024	17:17	62.3		64.9	57.7
30/08/2024	17:22	61.1		63.4	57.4
30/08/2024	17:27	59.4		63.0	54.5
30/08/2024	17:32	63.9		67.6	57.8
30/08/2024	17:37	58.7		61.1	54.9
30/08/2024	17:42	63.6	61.8	66.3	57.0
30/08/2024	17:47	59.8		61.5	56.3
30/08/2024	17:52	62.6		65.7	56.8
30/08/2024	17:57	59.1		60.2	54.7
30/08/2024	18:02	60.8		64.3	54.6
30/08/2024	18:07	63.3		67.2	55.3
30/08/2024	18:12	61.8	61.6	65.2	54.7
30/08/2024	18:17	59.6		63.1	56.1
30/08/2024	18:22	60.0		63.9	55.2
30/08/2024	18:27	62.9		65.1	59.4
30/08/2024	18:32	59.7		62.2	55.9
30/08/2024	18:37	59.3		61.7	56.2
30/08/2024	18:42	62.1	61.6	65.9	55.7
30/08/2024	18:47	61.9		64.9	56.9
30/08/2024	18:52	62.7		65.5	58.6
30/08/2024	18:57	62.7		66.1	54.7
		Mean	61.8		
		Maximum	64.6		
		Minimum	59.9		

Station: CM2

Date	Start Time	Leq (5mins)	Leq (30mins)	L10 (5mins)	L90 (5mins)
31/08/2024	7:02	57.9		60.4	52.3
31/08/2024	7:07	57.2		61.5	52.3
31/08/2024	7:12	56.1	57.3	58.5	52.5
31/08/2024	7:17	58.0		61.0	52.5
31/08/2024	7:22	56.0		58.8	52.8
31/08/2024	7:27	58.2		61.6	52.8
31/08/2024	7:32	59.8		63.1	52.6
31/08/2024	7:37	59.8		62.6	52.7
31/08/2024	7:42	58.1	58.6	62.2	52.4
31/08/2024	7:47	57.4		60.7	52.5
31/08/2024	7:52	59.0		61.6	52.2
31/08/2024	7:57	56.1		58.9	52.2
31/08/2024	8:02	59.8		63.2	51.1
31/08/2024	8:07	57.3		60.9	52.0
31/08/2024	8:12	58.4	58.5	61.3	51.3
31/08/2024	8:17	57.4		60.2	51.6
31/08/2024	8:22	58.2		62.1	52.4
31/08/2024	8:27	59.2		61.9	52.9
31/08/2024	8:32	59.4		63.6	51.5
31/08/2024	8:37	57.0		61.6	51.0
31/08/2024	8:42	58.2	59.2	60.8	54.8
31/08/2024	8:47	60.2		64.4	52.0
31/08/2024	8:52	58.2		61.0	52.7
31/08/2024	8:57	60.8		64.9	52.4
31/08/2024	9:02	58.4		61.3	52.9
31/08/2024	9:07	59.3		63.0	53.4
31/08/2024	9:12	58.9	58.4	63.1	52.5
31/08/2024	9:17	58.3		59.9	54.1
31/08/2024	9:22	58.6		61.5	52.9
31/08/2024	9:27	56.8		61.7	52.1
31/08/2024	9:32	59.4		63.9	52.1
31/08/2024	9:37	59.7		64.0	52.6
31/08/2024	9:42	59.8	59.9	63.2	54.1
31/08/2024	9:47	60.4		64.5	52.9
31/08/2024	9:52	60.3		64.3	52.6
31/08/2024	9:57	59.6		63.7	52.9
31/08/2024	10:02	57.7		61.3	52.9
31/08/2024	10:07	60.1		63.7	52.7
31/08/2024	10:12	58.5	60.0	62.0	52.1
31/08/2024	10:17	61.0		63.6	51.7
31/08/2024	10:22	62.3		65.8	55.9
31/08/2024	10:27	58.3		61.5	53.0
31/08/2024	10:32	59.1		62.2	52.2
31/08/2024	10:37	59.6		63.2	52.6
31/08/2024	10:42	57.1	59.1	60.7	52.5
31/08/2024	10:47	58.3		60.5	53.1
31/08/2024	10:52	59.8		62.7	54.1
31/08/2024	10:57	59.8		61.4	52.7
31/08/2024	11:02	55.9		58.8	52.7
31/08/2024	11:07	58.6		62.3	53.2
31/08/2024	11:12	62.0		64.7	56.1
31/08/2024	11:28	55.4		58.7	52.9
31/08/2024	11:33	57.8		60.2	54.3
31/08/2024	11:38	60.4	57.5	64.7	53.7
31/08/2024	11:43	55.4		57.5	52.9
31/08/2024	11:48	55.5		58.4	53.1
31/08/2024	11:53	58.1		60.3	53.2
31/08/2024	11:58	54.0		56.2	52.5
31/08/2024	12:03	59.9		63.8	53.5
31/08/2024	12:08	60.3	58.2	63.9	54.6
31/08/2024	12:13	58.7		61.8	54.4
31/08/2024	12:18	56.5		58.1	52.7
31/08/2024	12:23	56.7		60.4	53.2
31/08/2024	12:28	59.9		63.7	52.9
31/08/2024	12:33	66.1		69.4	52.5
31/08/2024	12:38	61.0	62.1	64.9	52.7
31/08/2024	12:43	61.5		64.5	56.3
31/08/2024	12:48	57.3		60.8	53.1
31/08/2024	12:53	61.4		63.6	52.6
31/08/2024	12:58	56.4		59.0	52.5
31/08/2024	13:03	59.9		61.5	52.5
31/08/2024	13:08	56.6	58.8	59.8	52.6
31/08/2024	13:13	59.6		63.5	53.5
31/08/2024	13:18	60.1		63.6	53.3
31/08/2024	13:23	58.9		62.4	53.0
31/08/2024	13:28	59.3		61.1	53.8
31/08/2024	13:33	57.6		61.0	52.9
31/08/2024	13:38	59.7	60.1	63.9	52.7
31/08/2024	13:43	58.5		61.7	53.0
31/08/2024	13:48	59.7		62.2	54.0
31/08/2024	13:53	63.2		68.9	53.9
31/08/2024	13:58	58.9		62.3	53.8
31/08/2024	14:03	59.8		62.9	54.6
31/08/2024	14:08	60.1	60.0	63.9	53.2
31/08/2024	14:13	60.0		62.9	53.5
31/08/2024	14:18	61.9		65.3	55.4
31/08/2024	14:23	58.6		61.4	53.6
31/08/2024	14:28	57.1		60.7	53.0
31/08/2024	14:33	57.2		60.1	52.7
31/08/2024	14:38	54.7	58.7	57.1	52.6
31/08/2024	14:43	61.2		64.7	53.4
31/08/2024	14:48	57.2		60.9	52.7
31/08/2024	14:53	60.9		64.2	55.3
31/08/2024	14:58	54.2		56.3	52.8
31/08/2024	15:03	57.8		60.9	53.0
31/08/2024	15:08	60.4	58.6	64.0	53.9
31/08/2024	15:13	58.6		61.8	52.6
31/08/2024	15:18	59.4		63.7	53.3
31/08/2024	15:23	58.7		61.6	53.5
31/08/2024	15:28	56.9		60.0	53.4
31/08/2024	15:33	62.4		63.1	53.1
31/08/2024	15:38	59.6	60.3	62.4	53.7
31/08/2024	15:43	60.4		63.0	55.4
31/08/2024	15:48	57.9		60.9	53.5
31/08/2024	15:53	61.9		65.6	53.8
31/08/2024	15:58	56.5		61.2	52.9
31/08/2024	16:03	58.9		62.5	53.0
31/08/2024	16:08	61.5	59.9	64.9	53.8
31/08/2024	16:13	60.1		62.9	54.6
31/08/2024	16:18	59.1		61.7	54.4
31/08/2024	16:23	61.4		65.0	54.5
31/08/2024	16:28	59.8		62.7	56.8
31/08/2024	16:33	59.8		64.4	54.1
31/08/2024	16:38	58.9	58.0	62.8	54.3
31/08/2024	16:43	57.3		61.2	52.3
31/08/2024	16:48	54.6		56.0	52.5
31/08/2024	16:53	54.2		56.5	52.5
31/08/2024	16:58	56.2		58.2	53.6
31/08/2024	17:03	61.2		65.0	54.0
31/08/2024	17:08	56.8	58.1	59.9	53.2
31/08/2024	17:13	57.5		60.7	53.3
31/08/2024	17:18	56.7		60.9	52.9
31/08/2024	17:23	57.9		61.3	52.8
31/08/2024	17:28	59.6		63.4	53.7
31/08/2024	17:33	57.7		60.8	54.2
31/08/2024	17:38	61.6	59.9	63.7	54.7
31/08/2024	17:43	62.0		65.9	53.6
31/08/2024	17:48	58.5		61.3	53.7
31/08/2024	17:53	58.2		61.4	53.6
31/08/2024	17:58	57.8		62.2	53.1
31/08/2024	18:03	58.5		61.2	53.5
31/08/2024	18:08	59.2	59.5	62.0	55.2
31/08/2024	18:13	59.3		63.0	53.2
31/08/2024	18:18	61.0		62.9	53.8
31/08/2024	18:23	60.3		64.8	54.3
31/08/2024	18:28	60.6		64.0	54.7
31/08/2024	18:33	61.2		64.6	54.0
31/08/2024	18:38	62.0	61.1	66.6	53.4
31/08/2024	18:43	60.6		64.8	54.1
31/08/2024	18:48	62.3		65.3	54.6
31/08/2024	18:53	59.2		63.6	52.9
31/08/2024	18:58	60.1		64.9	52.5
		Mean	59.2		
		Maximum	62.1		
		Minimum	57.3		

Date	Start Time	Leq (5mins)	Leq (30mins)	L10 (5mins)	L90 (5mins)
1/09/2024	7:03	61.7		66.1	55.6
1/09/2024	7:08	60.2		63.3	54.8
1/09/2024	7:13	62.9	62.5	67.0	54.8
1/09/2024	7:18	61.6		64.7	56.1
1/09/2024	7:23	64.5		68.1	55.5
1/09/2024	7:28	63.1		68.0	54.1
1/09/2024	7:33	65.0		68.1	56.3
1/09/2024	7:38	59.2		62.3	56.0
1/09/2024	7:43	59.8	62.3	63.0	55.1
1/09/2024	7:48	63.5		67.6	55.7
1/09/2024	7:53	61.0		63.4	55.8
1/09/2024	7:58	62.3		65.2	56.7
1/09/2024	8:03	62.6		65.3	56.4
1/09/2024	8:08	65.3		68.6	55.9
1/09/2024	8:13	62.6	63.7	66.2	56.1
1/09/2024	8:18	62.4		65.0	57.8
1/09/2024	8:23	65.3		68.6	57.8
1/09/2024	8:28	62.5		65.6	57.7
1/09/2024	8:33	60.2		62.5	57.1
1/09/2024	8:38	66.5		68.6	57.0
1/09/2024	8:43	68.8	65.0	70.5	56.3
1/09/2024	8:48	65.0		67.2	56.9
1/09/2024	8:53	62.3		63.9	56.9
1/09/2024	8:58	60.6		62.6	57.5
1/09/2024	9:03	60.0		63.8	55.6
1/09/2024	9:08	79.5		80.2	56.7
1/09/2024	9:13	62.0	72.1	65.4	57.2
1/09/2024	9:18	63.7		66.7	58.0
1/09/2024	9:23	64.0		67.6	57.6
1/09/2024	9:28	62.4		66.3	56.3
1/09/2024	9:33	58.9		61.2	55.5
1/09/2024	9:38	61.0		64.3	56.8
1/09/2024	9:43	62.1	63.2	63.6	57.2
1/09/2024	9:48	67.8		72.3	56.0
1/09/2024	9:53	60.7		64.0	55.8
1/09/2024	9:58	61.9		64.6	56.9
1/09/2024	10:03	64.3		67.3	57.7
1/09/2024	10:08	63.1		66.3	58.0
1/09/2024	10:13	60.1	65.2	63.1	55.9
1/09/2024	10:18	64.8		68.4	56.6
1/09/2024	10:23	68.9		72.3	58.7
1/09/2024	10:28	65.3		69.0	56.7
1/09/2024	10:33	61.1		62.8	57.2
1/09/2024	10:38	62.9		67.2	55.6
1/09/2024	10:43	62.5	63.5	66.6	55.2
1/09/2024	10:48	64.3		67.4	59.3
1/09/2024	10:53	66.0		69.8	57.2
1/09/2024	10:58	62.7		66.8	56.2
1/09/2024	11:03	64.5		68.7	57.6
1/09/2024	11:08	64.4		67.8	55.0
1/09/2024	11:13	65.2	63.5	67.6	59.9
1/09/2024	11:18	63.4		67.5	57.4
1/09/2024	11:23	60.5		64.2	55.8
1/09/2024	11:28	61.0		64.0	55.5
1/09/2024	11:33	63.1		66.0	59.4
1/09/2024	11:38	64.2		66.7	58.4
1/09/2024	11:43	65.1	65.0	67.8	60.2
1/09/2024	11:48	65.6		68.3	60.6
1/09/2024	11:53	66.7		69.3	60.6
1/09/2024	11:58	64.1		66.8	58.6
1/09/2024	12:03	64.5		68.6	57.2
1/09/2024	12:08	71.8		75.7	57.8
1/09/2024	12:13	66.4	67.2	69.5	58.7
1/09/2024	12:18	66.1		69.3	59.1
1/09/2024	12:23	64.2		67.9	55.3
1/09/2024	12:28	63.5		66.5	56.4
1/09/2024	12:33	67.1		69.3	61.4
1/09/2024	12:38	63.7		66.6	55.0
1/09/2024	12:43	62.2	64.4	65.0	56.3
1/09/2024	12:48	65.5		68.7	59.0
1/09/2024	12:53	63.8		67.5	57.9
1/09/2024	12:58	61.1		63.1	58.7
1/09/2024	13:03	61.2		63.6	57.2
1/09/2024	13:08	62.2		66.7	55.6
1/09/2024	13:13	63.6	62.3	68.0	56.1
1/09/2024	13:18	63.2		68.0	54.0
1/09/2024	13:23	62.2		65.1	59.4
1/09/2024	13:28	61.0		64.2	54.6
1/09/2024	13:33	65.2		68.3	54.6
1/09/2024	13:38	61.7		64.9	55.8
1/09/2024	13:43	62.5	63.4	65.9	53.0
1/09/2024	13:48	63.3		68.2	54.2
1/09/2024	13:53	62.7		66.9	51.7
1/09/2024	13:58	64.3		67.3	59.0
1/09/2024	14:03	61.9		64.7	55.2
1/09/2024	14:08	61.7		64.9	56.4
1/09/2024	14:13	60.8	63.9	64.4	51.9
1/09/2024	14:18	66.4		69.7	60.0
1/09/2024	14:23	62.5		66.5	52.4
1/09/2024	14:28	66.3		69.8	60.2
1/09/2024	14:33	64.0		67.4	54.8
1/09/2024	14:38	65.8		70.1	54.6
1/09/2024	14:43	67.5	64.3	71.4	55.8
1/09/2024	14:48	64.0		66.6	59.4
1/09/2024	14:53	61.4		65.6	51.2
1/09/2024	14:58	57.0		59.9	51.8
1/09/2024	15:03	60.4		63.3	50.7
1/09/2024	15:08	60.9		63.5	51.3
1/09/2024	15:13	72.9	68.1	75.1	59.5
1/09/2024	15:18	67.1		69.6	61.3
1/09/2024	15:23	67.5		69.6	65.4
1/09/2024	15:28	67.9		70.2	65.5
1/09/2024	15:33	67.9		70.1	65.4
1/09/2024	15:38	67.9		69.9	65.3
1/09/2024	15:43	67.3	66.4	68.7	65.4
1/09/2024	15:48	65.5		67.3	62.6
1/09/2024	15:53	64.0		68.0	51.1
1/09/2024	15:58	63.5		67.9	51.7
1/09/2024	16:03	61.8		65.2	55.5
1/09/2024	16:08	63.1		67.0	56.9
1/09/2024	16:13	63.5	63.7	65.4	59.8
1/09/2024	16:18	61.2		64.2	54.6
1/09/2024	16:23	65.7		68.1	57.4
1/09/2024	16:28	65.3		68.3	59.2
1/09/2024	16:33	61.9		66.0	53.8
1/09/2024	16:38	63.5		65.6	57.9
1/09/2024	16:43	61.6	62.7	64.6	54.0
1/09/2024	16:48	61.4		64.4	54.9
1/09/2024	16:53	65.0		68.7	58.0
1/09/2024	16:58	61.3		64.3	54.7
1/09/2024	17:03	64.0		66.7	58.9
1/09/2024	17:08	60.2		65.1	51.9
1/09/2024	17:13	62.6	62.5	65.7	58.2
1/09/2024	17:18	60.4		63.3	53.8
1/09/2024	17:23	63.0		67.1	51.9
1/09/2024	17:28	63.2		65.4	58.6
1/09/2024	17:33	63.7		67.4	56.0
1/09/2024	17:38	62.6		66.0	57.2
1/09/2024	17:43	65.5	63.6	68.1	60.9
1/09/2024	17:48	57.8		61.7	51.8
1/09/2024	17:53	65.3		68.9	55.1
1/09/2024	17:58	63.3		66.4	55.7
1/09/2024	18:03	63.3		66.9	56.2
1/09/2024	18:08	64.7		67.0	57.8
1/09/2024	18:13	61.6	67.9	65.1	55.2
1/09/2024	18:18	63.7		66.0	58.8
1/09/2024	18:23	61.5		62.8	52.5
1/09/2024	18:28	74.3		75.5	53.4
1/09/2024	18:33	67.8		69.8	64.1
1/09/2024	18:38	65.8		69.3	57.8
1/09/2024	18:43	69.8	68.3	75.1	59.4
1/09/2024	18:48	66.6		69.7	59.3
1/09/2024	18:53	70.8		74.0	64.8
1/09/2024	18:58	66.7		68.3	61.3
		Mean	64.8		
		Maximum	72.1		
		Minimum	62.3		

Station: CM2

Date	Start Time	Leq (5mins)	Leq (30mins)	L10 (5mins)	L90 (5mins)
2/09/2024	7:03	66.0		68.5	60.6
2/09/2024	7:08	70.7		73.0	63.5
2/09/2024	7:13	69.3	68.5	72.5	61.8
2/09/2024	7:18	69.8		74.0	64.0
2/09/2024	7:23	66.5		71.0	59.2
2/09/2024	7:28	66.0		68.7	58.8
2/09/2024	7:33	70.8		73.4	65.5
2/09/2024	7:38	72.0		75.6	65.4
2/09/2024	7:43	72.3	70.3	74.9	67.6
2/09/2024	7:48	67.1		69.4	61.1
2/09/2024	7:53	68.9		71.6	64.3
2/09/2024	7:58	68.0		70.9	62.4
2/09/2024	8:03	67.7		70.1	60.3
2/09/2024	8:08	70.2		73.3	65.8
2/09/2024	8:13	67.3	68.1	70.3	62.0
2/09/2024	8:18	67.2		70.4	61.6
2/09/2024	8:23	67.2		70.8	62.7
2/09/2024	8:28	67.9		71.0	61.4
2/09/2024	8:33	70.1		73.1	63.9
2/09/2024	8:38	63.3		66.1	59.0
2/09/2024	8:43	70.7	68.5	74.0	65.5
2/09/2024	8:48	67.7		70.2	63.4
2/09/2024	8:53	65.0		68.3	59.3
2/09/2024	8:58	69.8		71.9	65.4
2/09/2024	9:03	68.0		70.3	62.3
2/09/2024	9:08	68.4		71.3	63.9
2/09/2024	9:13	64.9	67.7	67.6	60.6
2/09/2024	9:18	69.3		72.2	61.3
2/09/2024	9:23	68.2		71.2	63.0
2/09/2024	9:28	66.2		68.9	60.1
2/09/2024	9:33	68.4		70.5	66.1
2/09/2024	9:38	67.1		70.8	61.1
2/09/2024	9:43	72.3	68.6	72.6	59.0
2/09/2024	9:48	67.2		72.1	58.1
2/09/2024	9:53	65.6		69.4	58.8
2/09/2024	9:58	67.4		70.2	60.5
2/09/2024	10:03	66.7		68.8	63.1
2/09/2024	10:08	68.0		71.2	61.3
2/09/2024	10:13	66.9	67.7	70.3	61.9
2/09/2024	10:18	68.9		72.2	57.8
2/09/2024	10:23	67.8		70.9	63.9
2/09/2024	10:28	67.8		72.5	59.9
2/09/2024	10:33	67.5		70.0	62.1
2/09/2024	10:38	66.7		69.3	62.5
2/09/2024	10:43	67.8	67.7	71.5	62.2
2/09/2024	10:48	66.8		70.1	59.5
2/09/2024	10:53	68.6		72.4	59.1
2/09/2024	10:58	68.3		71.3	64.4
2/09/2024	11:03	68.3		73.2	60.3
2/09/2024	11:10	68.4		72.3	62.2
2/09/2024	11:15	65.5		67.6	61.5
2/09/2024	11:20	68.0	67.6	69.7	63.0
2/09/2024	11:25	67.9		72.0	61.3
2/09/2024	11:30	66.8		70.1	60.5
2/09/2024	11:35	68.5		71.0	61.1
2/09/2024	11:40	69.1		72.4	63.5
2/09/2024	11:45	68.9		72.1	64.6
2/09/2024	11:50	69.3	70.0	72.2	61.0
2/09/2024	11:55	71.7		73.3	68.9
2/09/2024	12:00	70.3		70.4	67.0
2/09/2024	12:05	70.2		72.0	63.9
2/09/2024	12:10	67.2		71.6	57.9
2/09/2024	12:15	64.8		68.4	57.7
2/09/2024	12:20	67.8	67.6	71.3	61.2
2/09/2024	12:25	69.2		72.2	64.5
2/09/2024	12:30	66.2		68.7	60.4
2/09/2024	12:35	68.9		72.3	59.2
2/09/2024	12:40	65.1		68.2	59.9
2/09/2024	12:45	67.8		70.9	61.7
2/09/2024	12:50	69.7	68.0	73.9	60.6
2/09/2024	12:55	65.0		68.6	59.2
2/09/2024	13:00	66.1		68.3	60.7
2/09/2024	13:05	70.9		73.5	66.2
2/09/2024	13:10	64.4		68.9	58.2
2/09/2024	13:15	68.2		71.3	64.4
2/09/2024	13:20	68.9	68.4	71.8	64.0
2/09/2024	13:25	67.2		70.5	59.8
2/09/2024	13:30	67.8		71.0	62.5
2/09/2024	13:35	71.3		75.4	62.3
2/09/2024	13:40	67.9		70.8	62.9
2/09/2024	13:45	66.5		69.9	58.0
2/09/2024	13:50	66.7	69.1	69.6	58.1
2/09/2024	13:55	68.5		72.0	60.2
2/09/2024	14:00	73.6		75.4	62.1
2/09/2024	14:05	65.9		69.4	58.9
2/09/2024	14:10	65.7		68.9	59.5
2/09/2024	14:15	68.4		71.1	64.2
2/09/2024	14:20	68.8	68.0	72.9	62.0
2/09/2024	14:25	66.4		70.3	57.6
2/09/2024	14:30	71.1		74.1	66.4
2/09/2024	14:35	63.0		66.3	57.1
2/09/2024	14:40	66.8		70.3	59.5
2/09/2024	14:45	68.5		70.7	64.8
2/09/2024	14:50	67.8	67.7	71.3	60.4
2/09/2024	14:55	67.3		70.0	63.3
2/09/2024	15:00	68.2		71.0	60.7
2/09/2024	15:05	67.5		70.6	63.4
2/09/2024	15:10	68.4		70.6	63.8
2/09/2024	15:15	67.0		69.4	61.0
2/09/2024	15:20	69.7	68.3	72.2	63.7
2/09/2024	15:25	68.3		71.9	63.1
2/09/2024	15:30	67.7		71.2	60.7
2/09/2024	15:35	68.1		71.8	58.1
2/09/2024	15:40	64.8		66.7	61.2
2/09/2024	15:45	72.5		73.8	64.3
2/09/2024	15:50	67.4	68.5	70.3	59.4
2/09/2024	15:55	68.1		69.7	65.7
2/09/2024	16:00	67.0		69.2	61.5
2/09/2024	16:05	66.6		70.3	59.1
2/09/2024	16:10	66.3		68.8	60.9
2/09/2024	16:15	67.1		70.3	62.7
2/09/2024	16:20	65.6	66.6	67.5	63.2
2/09/2024	16:25	66.7		71.4	57.6
2/09/2024	16:30	67.3		70.5	57.8
2/09/2024	16:35	66.3		68.2	58.9
2/09/2024	16:40	66.0		68.6	57.6
2/09/2024	16:45	65.1		68.1	58.0
2/09/2024	16:50	65.9	66.1	70.2	59.9
2/09/2024	16:55	67.1		70.6	61.2
2/09/2024	17:00	66.6		68.3	63.6
2/09/2024	17:05	65.9		68.3	61.8
2/09/2024	17:10	63.8		67.5	55.7
2/09/2024	17:15	66.4		69.1	59.8
2/09/2024	17:20	67.8	67.2	70.7	61.5
2/09/2024	17:25	68.6		72.2	62.5
2/09/2024	17:30	68.7		70.5	65.2
2/09/2024	17:35	66.3		70.0	60.1
2/09/2024	17:40	66.8		69.9	61.3
2/09/2024	17:45	66.7		69.6	61.3
2/09/2024	17:50	66.3	66.4	69.4	60.6
2/09/2024	17:55	68.9		71.0	64.0
2/09/2024	18:00	62.7		66.3	56.7
2/09/2024	18:05	64.1		68.1	57.4
2/09/2024	18:10	67.9		72.6	61.3
2/09/2024	18:15	65.1		68.8	56.3
2/09/2024	18:20	69.4	69.2	72.1	65.5
2/09/2024	18:25	72.4		76.0	64.7
2/09/2024	18:30	68.7		71.6	62.5
2/09/2024	18:35	68.1		71.0	64.8
2/09/2024	18:40	66.4		69.3	61.0
2/09/2024	18:45	67.5		69.9	61.2
2/09/2024	18:50	66.3		69.7	59.9
2/09/2024	18:55	67.4		70.6	60.9
		Mean	68.1		
		Maximum	70.3		
		Minimum	66.1		

Date	Start Time	Leq (5mins)	Leq (30mins)	L10 (5mins)	L90 (5mins)
3/09/2024	7:00	66.6		69.3	60.3
3/09/2024	7:05	64.8		69.5	56.2
3/09/2024	7:10	62.5	66.0	65.1	54.6
3/09/2024	7:15	67.7		69.4	62.3
3/09/2024	7:20	66.2		69.3	58.1
3/09/2024	7:25	66.7		69.5	59.3
3/09/2024	7:30	65.1		69.5	58.2
3/09/2024	7:35	65.2		68.3	59.2
3/09/2024	7:40	70.0	66.9	73.0	59.0
3/09/2024	7:45	66.5		69.6	60.6
3/09/2024	7:50	63.2		65.7	59.1
3/09/2024	7:55	67.8		70.5	62.8
3/09/2024	8:00	70.4		71.8	58.1
3/09/2024	8:05	69.9		72.2	63.9
3/09/2024	8:10	67.3	68.2	70.3	60.6
3/09/2024	8:15	64.1		66.4	59.7
3/09/2024	8:20	64.0		67.8	55.1
3/09/2024	8:25	69.2		73.7	60.3
3/09/2024	8:30	63.3		67.0	56.5
3/09/2024	8:35	64.8		68.1	55.7
3/09/2024	8:40	64.6	65.6	68.1	55.3
3/09/2024	8:45	64.7		68.0	59.1
3/09/2024	8:50	67.3		69.2	63.2
3/09/2024	8:55	67.4		69.1	64.6
3/09/2024	9:00	64.4		66.8	56.0
3/09/2024	9:05	66.1		68.6	60.9
3/09/2024	9:10	67.4	66.2	71.6	57.6
3/09/2024	9:15	66.3		69.0	61.1
3/09/2024	9:20	64.8		67.1	59.0
3/09/2024	9:25	67.4		70.0	59.9
3/09/2024	9:30	67.7		71.7	60.6
3/09/2024	9:35	66.2		68.7	62.7
3/09/2024	9:40	65.1	66.4	68.2	58.1
3/09/2024	9:45	65.3		68.4	57.7
3/09/2024	9:50	68.7		70.9	61.1
3/09/2024	9:55	63.6		66.9	57.4
3/09/2024	10:00	68.6		70.2	60.9
3/09/2024	10:05	66.9		69.7	61.5
3/09/2024	10:10	65.9	66.8	68.5	61.6
3/09/2024	10:15	66.1		68.8	59.9
3/09/2024	10:20	66.5		68.1	62.0
3/09/2024	10:25	66.4		70.9	59.1
3/09/2024	10:30	64.4		67.1	58.7
3/09/2024	10:35	63.6		66.0	59.4
3/09/2024	10:40	65.4	65.5	67.6	62.0
3/09/2024	10:45	67.9		71.0	58.9
3/09/2024	10:50	64.0		68.2	56.7
3/09/2024	10:55	66.0		68.5	62.1
3/09/2024	11:00	70.2		73.8	63.7
3/09/2024	11:05	66.1		70.7	59.6
3/09/2024	11:10	62.9	66.5	65.3	59.5
3/09/2024	11:15	67.6		69.0	64.2
3/09/2024	11:20	63.3		66.0	57.5
3/09/2024	11:25	64.3		66.9	60.5
3/09/2024	11:30	65.5		67.9	60.4
3/09/2024	11:35	65.8		69.5	56.9
3/09/2024	11:40	62.4	64.4	66.5	56.4
3/09/2024	11:45	65.2		67.2	59.6
3/09/2024	11:50	62.1		65.4	56.8
3/09/2024	11:55	63.9		66.7	56.8
3/09/2024	12:00	65.1		67.6	61.3
3/09/2024	12:05	68.2		71.0	61.1
3/09/2024	12:10	63.8	66.5	66.2	58.8
3/09/2024	12:15	65.8		68.4	57.3
3/09/2024	12:20	66.7		70.2	59.6
3/09/2024	12:25	68.0		71.6	57.2
3/09/2024	12:30	64.3		67.9	56.2
3/09/2024	12:35	65.0		67.8	57.2
3/09/2024	12:40	65.3	65.5	67.7	62.2
3/09/2024	12:45	65.6		67.8	61.0
3/09/2024	12:50	64.5		68.0	58.5
3/09/2024	12:55	67.5		69.3	61.9
3/09/2024	13:00	64.4		67.1	58.2
3/09/2024	13:05	64.3		67.9	58.7
3/09/2024	13:10	64.9	66.7	67.9	58.9
3/09/2024	13:15	64.0		67.8	55.3
3/09/2024	13:20	67.4		69.4	62.8
3/09/2024	13:25	70.5		71.3	59.0
3/09/2024	13:30	68.4		70.4	61.6
3/09/2024	13:35	79.1		81.3	66.6
3/09/2024	13:40	65.0	72.3	67.4	59.3
3/09/2024	13:45	67.4		69.3	63.6
3/09/2024	13:50	61.5		63.6	58.4
3/09/2024	13:55	64.8		68.5	58.6
3/09/2024	14:00	67.3		69.8	62.5
3/09/2024	14:05	62.1		65.3	55.4
3/09/2024	14:10	65.2	65.7	67.9	61.3
3/09/2024	14:15	65.6		68.5	59.9
3/09/2024	14:20	63.6		66.3	59.2
3/09/2024	14:25	67.9		69.9	65.0
3/09/2024	14:30	65.4		68.0	58.7
3/09/2024	14:35	66.1		68.5	60.1
3/09/2024	14:40	65.4	66.2	68.7	58.2
3/09/2024	14:45	65.0		67.9	61.1
3/09/2024	14:50	67.9		69.9	64.0
3/09/2024	14:55	66.7		70.7	57.8
3/09/2024	15:00	64.8		67.1	59.4
3/09/2024	15:05	67.0		69.2	62.4
3/09/2024	15:10	66.0	66.4	68.9	60.9
3/09/2024	15:15	68.2		71.4	61.8
3/09/2024	15:20	66.7		69.3	59.6
3/09/2024	15:25	64.9		67.5	59.9
3/09/2024	15:30	67.3		70.2	58.7
3/09/2024	15:35	61.7		65.7	55.1
3/09/2024	15:40	66.6	66.4	70.4	59.1
3/09/2024	15:45	66.0		68.3	60.5
3/09/2024	15:50	67.5		69.7	55.8
3/09/2024	15:55	67.2		70.1	61.1
3/09/2024	16:00	64.4		67.6	59.7
3/09/2024	16:05	66.8		69.4	61.9
3/09/2024	16:10	65.4	66.8	68.2	59.5
3/09/2024	16:15	69.3		70.7	60.8
3/09/2024	16:20	67.1		70.6	60.6
3/09/2024	16:25	66.4		69.5	61.1
3/09/2024	16:30	69.1		71.5	57.7
3/09/2024	16:35	69.1		72.1	64.9
3/09/2024	16:40	66.0	66.8	70.0	58.6
3/09/2024	16:45	64.6		68.0	56.9
3/09/2024	16:50	62.8		65.8	57.2
3/09/2024	16:55	66.0		68.3	63.0
3/09/2024	17:00	65.3		67.7	60.6
3/09/2024	17:05	66.6		70.1	59.4
3/09/2024	17:10	67.8	66.6	69.2	63.2
3/09/2024	17:15	66.9		67.9	59.0
3/09/2024	17:20	66.5		69.9	56.5
3/09/2024	17:25	65.8		68.3	61.9
3/09/2024	17:30	62.0		65.1	58.1
3/09/2024	17:35	64.3		66.5	58.7
3/09/2024	17:40	65.8	65.0	68.5	60.0
3/09/2024	17:45	66.0		69.9	60.2
3/09/2024	17:50	64.9		68.7	58.9
3/09/2024	17:55	66.0		68.7	60.8
3/09/2024	18:00	67.8		69.8	63.2
3/09/2024	18:05	68.1		71.8	62.0
3/09/2024	18:10	63.2	66.8	66.9	58.0
3/09/2024	18:15	65.3		67.6	61.7
3/09/2024	18:20	63.7		67.8	57.1
3/09/2024	18:25	69.1		71.4	61.0
3/09/2024	18:30	65.8		67.9	60.1
3/09/2024	18:35	62.9		66.4	55.2
3/09/2024	18:40	65.5	64.5	67.8	61.8
3/09/2024	18:45	64.5		67.3	59.3
3/09/2024	18:50	64.1		67.2	57.2
3/09/2024	18:55	63.8		66.9	55.2
		Mean	66.5		
		Maximum	72.3		
		Minimum	64.4		

Station: CM2

Date	Start Time	Leq (5mins)	Leq (30mins)	L10 (5mins)	L90 (5mins)
4/09/2024	7:00	66.1		68.8	60.5
4/09/2024	7:05	64.2		67.2	58.6
4/09/2024	7:10	69.6	66.3	71.6	63.8
4/09/2024	7:15	66.7		69.3	61.4
4/09/2024	7:20	63.8		66.9	55.7
4/09/2024	7:25	64.2		67.1	59.4
4/09/2024	7:30	69.3		73.5	61.3
4/09/2024	7:35	66.9		70.0	62.2
4/09/2024	7:40	67.6	66.4	71.8	56.8
4/09/2024	7:45	64.4		68.3	56.1
4/09/2024	7:50	63.1		65.8	56.8
4/09/2024	7:55	63.5		67.4	56.9
4/09/2024	8:00	63.2		66.4	56.6
4/09/2024	8:05	65.5		69.6	60.7
4/09/2024	8:10	66.1	65.4	68.9	58.2
4/09/2024	8:15	67.8		71.5	57.8
4/09/2024	8:20	61.6		65.5	55.4
4/09/2024	8:25	65.7		69.3	56.4
4/09/2024	8:30	67.2		70.3	61.7
4/09/2024	8:35	68.6		71.4	60.9
4/09/2024	8:40	68.2	66.7	72.2	59.9
4/09/2024	8:45	63.7		66.8	57.0
4/09/2024	8:50	66.2		68.7	59.1
4/09/2024	8:55	64.4		67.8	57.1
4/09/2024	9:00	67.6		70.1	57.0
4/09/2024	9:05	62.7		65.2	57.7
4/09/2024	9:10	62.3	65.7	65.1	57.3
4/09/2024	9:15	67.8		70.8	63.7
4/09/2024	9:20	64.2		68.4	57.2
4/09/2024	9:25	66.4		68.7	61.4
4/09/2024	9:30	64.3		67.1	55.6
4/09/2024	9:35	69.1		70.9	59.6
4/09/2024	9:40	63.5	66.5	65.6	59.8
4/09/2024	9:45	67.7		71.6	56.5
4/09/2024	9:50	66.8		70.5	60.5
4/09/2024	9:55	65.0		68.1	59.6
4/09/2024	10:00	65.3		68.2	61.4
4/09/2024	10:05	66.5		69.4	57.1
4/09/2024	10:10	63.2	66.2	66.9	56.0
4/09/2024	10:15	66.6		68.7	61.9
4/09/2024	10:20	66.2		69.5	58.0
4/09/2024	10:25	68.0		69.5	60.4
4/09/2024	10:30	74.0		75.0	58.3
4/09/2024	10:35	63.1		67.0	57.5
4/09/2024	10:40	65.1	68.5	68.3	59.9
4/09/2024	10:45	66.9		70.8	57.7
4/09/2024	10:50	67.0		70.5	61.8
4/09/2024	10:55	63.7		67.3	57.5
4/09/2024	11:00	66.9		69.9	59.6
4/09/2024	11:05	69.1		70.1	57.0
4/09/2024	11:10	71.8	67.8	72.9	57.5
4/09/2024	11:15	63.7		66.5	59.0
4/09/2024	11:20	64.8		67.6	57.5
4/09/2024	11:25	64.2		67.5	56.3
4/09/2024	11:30	62.8		65.8	55.4
4/09/2024	11:35	64.9		67.4	59.0
4/09/2024	11:40	62.9	64.9	66.4	56.2
4/09/2024	11:45	68.1		70.5	56.9
4/09/2024	11:50	63.9		67.2	57.6
4/09/2024	11:55	64.4		66.4	61.1
4/09/2024	12:00	67.6		70.4	63.9
4/09/2024	12:05	64.9		69.4	55.7
4/09/2024	12:10	64.9	67.1	67.9	59.6
4/09/2024	12:15	67.5		70.0	59.9
4/09/2024	12:20	63.7		68.0	55.6
4/09/2024	12:25	70.5		74.2	60.6
4/09/2024	12:30	64.3		68.5	55.7
4/09/2024	12:35	64.4		68.9	58.3
4/09/2024	12:40	65.0	64.7	67.5	57.1
4/09/2024	12:45	63.0		66.6	56.9
4/09/2024	12:50	64.5		69.2	57.0
4/09/2024	12:55	66.5		69.7	59.8
4/09/2024	13:00	60.6		65.7	54.8
4/09/2024	13:05	64.3		67.7	58.4
4/09/2024	13:10	66.8	65.1	69.6	59.0
4/09/2024	13:15	65.9		70.2	57.4
4/09/2024	13:20	65.3		69.0	56.4
4/09/2024	13:25	65.4		69.0	57.9
4/09/2024	13:30	65.7		69.1	57.8
4/09/2024	13:35	62.9		65.9	57.5
4/09/2024	13:40	66.8	64.9	68.0	60.2
4/09/2024	13:45	64.5		69.2	55.4
4/09/2024	13:50	64.7		67.6	60.0
4/09/2024	13:55	63.8		67.6	55.4
4/09/2024	14:00	64.6		67.6	56.5
4/09/2024	14:05	64.6		68.4	55.6
4/09/2024	14:10	63.9	63.9	67.5	55.7
4/09/2024	14:15	64.0		67.2	55.5
4/09/2024	14:20	62.8		66.6	54.8
4/09/2024	14:25	63.4		68.4	54.6
4/09/2024	14:30	64.9		69.1	55.2
4/09/2024	14:35	65.5		68.8	60.6
4/09/2024	14:40	65.3	65.9	69.2	55.9
4/09/2024	14:45	63.7		66.7	58.8
4/09/2024	14:50	66.6		70.1	60.7
4/09/2024	14:55	68.0		72.7	62.1
4/09/2024	15:00	65.1		69.7	58.2
4/09/2024	15:05	62.7		67.1	57.8
4/09/2024	15:10	63.8	64.1	67.0	58.8
4/09/2024	15:15	65.3		69.6	56.1
4/09/2024	15:20	64.6		69.3	56.9
4/09/2024	15:25	62.1		66.4	56.2
4/09/2024	15:30	65.2		67.9	60.2
4/09/2024	15:35	63.8		67.3	56.9
4/09/2024	15:40	64.8		66.4	62.1
4/09/2024	15:45	64.6		68.1	57.3
4/09/2024	15:50	62.2		65.7	56.2
		Mean	66.2		
		Maximum	68.5		
		Minimum	64.7		

Date	Start Time	Leq (5mins)	Leq (30mins)	L10 (5mins)	L90 (5mins)
9/09/2024	11:45	79.6		82.5	73.0
9/09/2024	11:50	78.4		81.5	71.3
9/09/2024	11:55	78.4	78.2	81.5	72.5
9/09/2024	12:00	77.4		81.3	67.8
9/09/2024	12:05	78.2		81.2	71.0
9/09/2024	12:10	76.4		80.3	68.9
9/09/2024	12:15	76.2		79.6	67.9
9/09/2024	12:20	77.2		81.0	68.9
9/09/2024	12:25	77.9	77.4	81.0	71.6
9/09/2024	12:30	77.4		81.4	69.3
9/09/2024	12:35	77.2		80.2	69.4
9/09/2024	12:40	78.1		81.5	70.6
9/09/2024	12:45	77.8		81.7	69.5
9/09/2024	12:50	76.5		80.1	70.5
9/09/2024	12:55	76.6	76.8	80.1	69.1
9/09/2024	13:00	77.1		80.1	71.5
9/09/2024	13:05	76.3		79.7	68.9
9/09/2024	13:10	76.2		79.4	68.8
9/09/2024	13:15	77.2		80.4	71.0
9/09/2024	13:20	77.4		81.1	68.1
9/09/2024	13:25	78.0	77.6	81.1	67.3
9/09/2024	13:30	76.9		80.0	70.4
9/09/2024	13:35	77.6		81.0	69.6
9/09/2024	13:40	78.4		81.5	72.5
9/09/2024	13:45	78.0		79.6	69.6
9/09/2024	13:50	78.2		81.7	69.7
9/09/2024	13:55	78.1	77.6	81.7	70.9
9/09/2024	14:00	77.3		81.0	68.2
9/09/2024	14:05	77.0		79.2	67.0
9/09/2024	14:10	77.1		81.1	70.3
9/09/2024	14:15	77.7		81.2	70.4
9/09/2024	14:20	77.6		80.7	70.9
9/09/2024	14:25	77.3	77.4	80.1	69.3
9/09/2024	14:30	77.1		80.2	71.7
9/09/2024	14:35	78.6		81.7	70.8
9/09/2024	14:40	75.6		79.1	69.3
9/09/2024	14:45	76.5		79.9	69.0
9/09/2024	14:50	77.6		79.1	69.0
9/09/2024	14:55	76.9	77.2	80.3	70.7
9/09/2024	15:00	76.6		80.0	69.2
9/09/2024	15:05	77.7		80.6	71.4
9/09/2024	15:10	77.8		80.5	69.7
9/09/2024	15:15	78.3		81.5	71.7
9/09/2024	15:20	76.3		79.3	71.4
9/09/2024	15:25	78.7	77.7	81.8	71.3
9/09/2024	15:30	77.7		81.0	69.8
9/09/2024	15:35	77.1		80.3	70.7
9/09/2024	15:40	77.4		80.7	71.3
9/09/2024	15:45	79.4		82.9	69.8
9/09/2024	15:50	76.4		79.4	70.2
9/09/2024	15:55	76.8	77.7	79.6	71.3
9/09/2024	16:00	77.8		80.7	71.8
9/09/2024	16:05	77.8		81.3	71.3
9/09/2024	16:10	77.3		80.3	70.1
9/09/2024	16:15	77.6		81.9	69.7
9/09/2024	16:20	77.3		79.4	67.3
9/09/2024	16:25	77.7	78.3	80.2	73.3
9/09/2024	16:30	79.1		81.6	70.4
9/09/2024	16:35	80.0		83.2	71.0
9/09/2024	16:40	77.4		80.8	71.5
9/09/2024	16:45	76.3		79.2	70.3
9/09/2024	16:50	77.2		79.6	69.3
9/09/2024	16:55	76.8	76.9	79.9	67.8
9/09/2024	17:00	77.1		81.0	70.1
9/09/2024	17:05	77.6		80.9	70.6
9/09/2024	17:10	76.5		79.8	69.4
9/09/2024	17:15	76.3		79.5	70.2
9/09/2024	17:20	78.4		81.9	71.5
9/09/2024	17:25	76.9	78.1	80.2	71.6
9/09/2024	17:30	79.8		80.4	70.0
9/09/2024	17:35	77.1		80.4	70.2
9/09/2024	17:40	79.0		80.4	72.5
9/09/2024	17:45	76.3		79.2	70.1
9/09/2024	17:50	78.1		81.3	70.9
9/09/2024	17:55	77.2	77.0	79.9	70.0
9/09/2024	18:00	75.6		78.2	68.9
9/09/2024	18:05	77.8		81.3	71.6
9/09/2024	18:10	76.8		79.6	70.6
9/09/2024	18:15	76.5		79.8	70.8
9/09/2024	18:20	76.4		79.0	68.4
9/09/2024	18:25	75.8	75.9	79.2	70.3
9/09/2024	18:30	76.2		79.5	69.5
9/09/2024	18:35	75.1		77.6	69.2
9/09/2024	18:40	75.5		78.9	67.9
9/09/2024	18:45	75.5		78.0	70.2
9/09/2024	18:50	75.7		78.4	69.3
9/09/2024	18:55	75.5		78.4	69.9
		Mean	77.4		
		Maximum	78.3		
		Minimum	75.9		

Station: CM2

Date	Start Time	Leq (5mins)	Leq (30mins)	L10 (5mins)	L90 (5mins)
10/09/2024	7:00	76.5	76.7	79.8	68.2
10/09/2024	7:05	77.4		80.2	71.1
10/09/2024	7:10	76.8		79.4	71.4
10/09/2024	7:15	76.1		78.6	71.1
10/09/2024	7:20	77.3		80.4	70.5
10/09/2024	7:25	75.6		78.5	69.5
10/09/2024	7:30	76.9	77.5	79.8	71.4
10/09/2024	7:35	77.6		80.3	71.6
10/09/2024	7:40	77.4		79.8	72.6
10/09/2024	7:45	76.6		79.1	71.1
10/09/2024	7:50	78.4		82.2	73.1
10/09/2024	7:55	77.9		80.8	73.3
10/09/2024	8:00	80.0	78.1	83.1	71.8
10/09/2024	8:05	77.8		80.6	72.5
10/09/2024	8:10	78.3		81.0	70.7
10/09/2024	8:15	77.6		81.1	71.2
10/09/2024	8:20	76.5		79.1	70.2
10/09/2024	8:25	77.7		80.5	70.0
10/09/2024	8:30	76.1	76.8	79.1	71.0
10/09/2024	8:35	77.6		80.2	72.1
10/09/2024	8:40	78.1		81.1	73.7
10/09/2024	8:45	76.8		79.4	70.7
10/09/2024	8:50	75.6		78.6	69.2
10/09/2024	8:55	76.1		78.9	70.0
10/09/2024	9:00	76.0	77.3	79.2	69.8
10/09/2024	9:05	77.9		81.1	71.4
10/09/2024	9:10	77.5		80.6	71.5
10/09/2024	9:15	77.6		80.6	69.9
10/09/2024	9:20	77.6		81.2	69.9
10/09/2024	9:25	76.9		79.6	68.6
10/09/2024	9:30	77.7	77.2	81.3	69.6
10/09/2024	9:35	76.1		78.6	69.6
10/09/2024	9:40	76.9		80.5	69.9
10/09/2024	9:45	78.1		81.7	68.6
10/09/2024	9:50	76.3		79.5	70.1
10/09/2024	9:55	77.5		80.9	69.4
10/09/2024	10:00	77.4	76.7	80.2	70.3
10/09/2024	10:05	76.5		80.8	67.7
10/09/2024	10:10	77.7		81.0	68.0
10/09/2024	10:15	76.2		79.6	68.4
10/09/2024	10:20	77.2		80.8	69.3
10/09/2024	10:25	74.9		78.2	65.9
10/09/2024	10:30	76.4	77.3	79.9	68.3
10/09/2024	10:35	78.2		81.0	72.6
10/09/2024	10:40	78.0		80.3	69.9
10/09/2024	10:45	75.2		78.9	68.3
10/09/2024	10:50	76.4		79.8	70.6
10/09/2024	10:55	78.7		82.1	69.8
10/09/2024	11:00	76.7	76.5	79.5	68.9
10/09/2024	11:05	77.2		80.5	71.1
10/09/2024	11:10	76.2		81.0	68.1
10/09/2024	11:15	75.7		78.2	67.6
10/09/2024	11:20	76.3		79.8	68.3
10/09/2024	11:25	76.9		79.6	70.2
10/09/2024	11:30	75.2	77.1	77.9	69.1
10/09/2024	11:35	76.9		81.2	69.5
10/09/2024	11:40	77.3		80.6	69.7
10/09/2024	11:45	76.8		79.4	70.0
10/09/2024	11:50	78.0		82.2	70.2
10/09/2024	11:55	77.9		82.1	70.1
10/09/2024	12:00	76.3	76.7	79.8	65.8
10/09/2024	12:05	75.8		78.8	67.3
10/09/2024	12:10	76.5		80.1	67.9
10/09/2024	12:15	77.4		81.2	69.1
10/09/2024	12:20	77.5		80.5	72.1
10/09/2024	12:25	76.6		79.2	69.3
10/09/2024	12:30	76.5	76.5	79.9	71.2
10/09/2024	12:35	76.6		80.1	71.1
10/09/2024	12:40	77.0		80.3	70.3
10/09/2024	12:45	77.0		79.8	70.0
10/09/2024	12:50	75.4		78.4	69.4
10/09/2024	12:55	76.0		80.3	64.4
10/09/2024	13:00	76.2	76.9	79.3	69.3
10/09/2024	13:05	77.1		80.0	71.2
10/09/2024	13:10	78.7		80.9	74.9
10/09/2024	13:15	76.6		80.3	70.5
10/09/2024	13:20	75.9		78.1	71.7
10/09/2024	13:25	76.3		79.6	67.5
10/09/2024	13:30	76.6	77.3	80.0	69.0
10/09/2024	13:35	77.6		81.2	71.3
10/09/2024	13:40	77.3		80.1	71.3
10/09/2024	13:45	78.9		82.6	71.1
10/09/2024	13:50	76.8		78.8	70.0
10/09/2024	13:55	75.6		79.0	69.5
10/09/2024	14:00	76.9	76.4	79.2	69.6
10/09/2024	14:05	76.2		79.5	70.0
10/09/2024	14:10	77.1		80.0	70.2
10/09/2024	14:15	75.1		78.6	68.9
10/09/2024	14:20	76.7		80.3	71.7
10/09/2024	14:25	76.2		79.1	69.7
10/09/2024	14:30	76.8	77.4	79.9	69.1
10/09/2024	14:35	77.2		79.8	70.7
10/09/2024	14:40	77.2		80.0	72.0
10/09/2024	14:45	78.6		80.9	70.6
10/09/2024	14:50	76.6		79.9	68.8
10/09/2024	14:55	77.9		81.0	72.2
10/09/2024	15:00	76.4	76.7	79.3	69.2
10/09/2024	15:05	76.2		79.5	70.3
10/09/2024	15:10	76.8		79.4	71.1
10/09/2024	15:15	76.7		79.8	69.2
10/09/2024	15:20	76.1		78.8	69.9
10/09/2024	15:25	77.6		81.2	70.6
10/09/2024	15:30	77.1	77.9	81.1	69.3
10/09/2024	15:35	77.4		79.6	70.6
10/09/2024	15:40	77.7		79.6	72.3
10/09/2024	15:45	76.9		79.9	71.1
10/09/2024	15:50	78.4		81.5	73.6
10/09/2024	15:55	79.3		82.5	71.8
10/09/2024	16:00	77.4	76.1	79.6	72.6
10/09/2024	16:05	77.1		79.8	72.1
10/09/2024	16:10	77.8		80.7	71.6
10/09/2024	16:15	74.4		76.9	65.3
10/09/2024	16:20	73.2		75.4	65.5
10/09/2024	16:25	74.6		76.5	67.0
10/09/2024	16:30	75.0	74.7	79.5	65.4
10/09/2024	16:35	74.3		76.7	67.8
10/09/2024	16:40	73.9		76.3	68.3
10/09/2024	16:45	74.9		77.8	68.7
10/09/2024	16:50	73.6		76.5	65.8
10/09/2024	16:55	76.0		78.1	71.2
10/09/2024	17:00	73.7	73.1	78.1	66.5
10/09/2024	17:05	72.0		75.4	66.3
10/09/2024	17:10	73.4		76.7	68.4
10/09/2024	17:15	74.0		76.3	68.6
10/09/2024	17:20	73.2		75.5	68.7
10/09/2024	17:25	71.7		74.2	66.9
10/09/2024	17:30	74.1	75.7	77.0	68.3
10/09/2024	17:35	71.4		74.8	66.5
10/09/2024	17:40	70.9		74.6	65.7
10/09/2024	17:45	71.6		75.1	66.3
10/09/2024	17:50	81.3		82.2	69.6
10/09/2024	17:55	73.8		77.3	67.0
10/09/2024	18:00	70.6	73.5	74.4	66.2
10/09/2024	18:05	74.7		77.3	69.1
10/09/2024	18:10	72.1		75.4	67.6
10/09/2024	18:15	75.1		77.9	68.3
10/09/2024	18:20	74.4		75.9	68.1
10/09/2024	18:25	72.5		76.3	67.6
10/09/2024	18:30	73.8	72.6	77.7	67.4
10/09/2024	18:35	76.3		77.3	74.7
10/09/2024	18:40	74.7		77.8	68.7
10/09/2024	18:45	64.3		67.3	57.7
10/09/2024	18:50	66.7		69.8	62.7
10/09/2024	18:55	66.6		69.1	62.6
		Mean	76.4		
		Maximum	78.1		
		Minimum	72.6		

Date	Start Time	Leq (5mins)	Leq (30mins)	L10 (5mins)	L90 (5mins)
11/09/2024	7:00	63.3	62.7	66.3	58.5
11/09/2024	7:05	65.7		67.1	59.6
11/09/2024	7:10	62.8		65.8	58.7
11/09/2024	7:15	59.8		61.8	58.0
11/09/2024	7:20	59.8		61.6	58.1
11/09/2024	7:25	61.6		64.2	58.7
11/09/2024	7:30	62.2	62.0	64.7	58.9
11/09/2024	7:35	61.5		64.1	58.5
11/09/2024	7:40	60.2		62.9	58.3
11/09/2024	7:45	62.7		65.8	58.3
11/09/2024	7:50	62.8		65.7	58.3
11/09/2024	7:55	62.2		64.4	58.5
11/09/2024	8:00	63.9	62.5	67.4	58.5
11/09/2024	8:05	63.0		66.8	58.2
11/09/2024	8:10	63.8		68.0	58.5
11/09/2024	8:15	61.8		64.9	58.0
11/09/2024	8:20	58.5		59.1	57.6
11/09/2024	8:25	62.0		64.6	58.3
11/09/2024	8:30	62.8	61.3	65.0	57.6
11/09/2024	8:35	61.2		63.9	57.7
11/09/2024	8:40	61.3		65.2	57.7
11/09/2024	8:45	59.0		60.9	57.4
11/09/2024	8:50	59.3		61.2	57.6
11/09/2024	8:55	62.9		66.1	57.8
11/09/2024	9:00	64.0	61.6	66.5	57.8
11/09/2024	9:05	62.4		66.8	57.7
11/09/2024	9:10	60.1		62.9	57.4
11/09/2024	9:15	62.8		65.5	58.1
11/09/2024	9:20	58.3		59.4	57.3
11/09/2024	9:25	58.9		61.2	57.7
11/09/2024	9:30	61.1	61.8	64.3	58.3
11/09/2024	9:35	63.2		66.6	58.3
11/09/2024	9:40	59.5		61.2	57.6
11/09/2024	9:45	61.1		62.8	58.1
11/09/2024	9:50	62.6		66.9	58.0
11/09/2024	9:55	62.5		64.9	58.1
11/09/2024	10:00	63.6	62.3	67.1	57.9
11/09/2024	10:05	62.7		67.0	58.1
11/09/2024	10:10	61.9		66.2	57.9
11/09/2024	10:15	63.2		66.1	58.1
11/09/2024	10:20	60.4		63.4	57.3
11/09/2024	10:25	61.4		66.1	57.3
11/09/2024	10:30	63.3	63.1	65.6	57.4
11/09/2024	10:35	63.4		66.0	57.4
11/09/2024	10:40	60.0		62.6	56.9
11/09/2024	10:45	61.5		65.9	57.4
11/09/2024	10:50	65.3		69.0	58.4
11/09/2024	10:55	63.4		67.3	57.7
11/09/2024	11:00	62.6	61.9	66.2	57.9
11/09/2024	11:05	62.7		64.5	57.9
11/09/2024	11:10	64.4		67.6	57.3
11/09/2024	11:15	61.6		65.0	56.6
11/09/2024	11:20	59.5		60.5	56.5
11/09/2024	11:25	57.6		59.3	56.4
11/09/2024	11:30	62.8	61.1	66.3	56.6
11/09/2024	11:35	59.7		63.4	56.6
11/09/2024	11:40	62.9		65.7	57.4
11/09/2024	11:45	62.0		65.6	56.7
11/09/2024	11:50	56.9		57.7	56.3
11/09/2024	11:55	59.6		63.7	56.4
11/09/2024	12:00	57.8	61.5	59.1	56.6
11/09/2024	12:05	64.5		68.2	57.5
11/09/2024	12:10	60.7		62.4	56.6
11/09/2024	12:15	58.6		60.8	56.8
11/09/2024	12:20	61.4		65.9	56.7
11/09/2024	12:25	62.5		66.2	57.0
11/09/2024	12:30	60.9		64.9	57.0
11/09/2024	12:35	58.6		60.1	56.8
		Mean	62.0		
		Maximum	63.1		
		Minimum	61.1		

Summary of Noise Monitoring Results during 07:00 - 19:00 at CM2	
	Leq (30mins)
Mean	64.2
Maximum	78.3
Minimum	48.8

Note:

1. The Leq (5mins) values within the time slots that do not have six consecutive Leq (5mins) values are not included in calculation of Leq (30mins).
2. Data gaps appear starting from the afternoon on 4 September 2024 to the morning on 9 September 2024 during the suspension of monitoring due to the super typhoon Yagi.
3. Short periods of data gaps in tables are due to suspension of monitoring during replacement of batteries for the sound level meter.

Station: CM2

Date	Start Time	Leq (5mins)	Leq (30mins)	L10 (5mins)	L90 (5mins)
23/08/2024	19:02	62.3	63.8	65.8	57.1
23/08/2024	19:07	64.8		65.6	57.9
23/08/2024	19:12	64.6		67.3	58.0
23/08/2024	19:17	65.3		66.2	61.7
23/08/2024	19:22	62.7		63.7	59.6
23/08/2024	19:27	62.3		64.8	56.2
23/08/2024	19:32	61.8	65.0	63.7	56.6
23/08/2024	19:37	60.7		63.8	57.3
23/08/2024	19:42	61.6		66.2	57.8
23/08/2024	19:47	64.2		69.9	61.5
23/08/2024	19:52	67.4		71.0	63.0
23/08/2024	19:57	68.2		66.1	64.1
23/08/2024	20:02	64.3	61.2	64.9	61.7
23/08/2024	20:07	62.2		62.5	58.1
23/08/2024	20:12	60.1		63.5	56.8
23/08/2024	20:17	61.0		60.0	58.0
23/08/2024	20:22	57.5		61.0	53.1
23/08/2024	20:27	58.8		61.4	53.4
23/08/2024	20:32	58.8	58.3	62.0	53.5
23/08/2024	20:37	58.5		62.1	54.5
23/08/2024	20:42	59.4		60.9	52.6
23/08/2024	20:47	57.4		59.4	52.0
23/08/2024	20:52	57.4		59.1	55.5
23/08/2024	20:57	57.8		63.0	53.9
23/08/2024	21:02	58.5	58.1	60.6	51.9
23/08/2024	21:07	58.6		60.9	55.5
23/08/2024	21:12	58.5		59.2	52.3
23/08/2024	21:17	56.6		60.2	51.2
23/08/2024	21:22	57.3		61.5	52.4
23/08/2024	21:27	58.8		59.4	54.3
23/08/2024	21:32	56.9	58.5	60.4	49.6
23/08/2024	21:37	57.8		57.6	51.0
23/08/2024	21:42	55.7		62.7	52.3
23/08/2024	21:47	61.9		61.2	56.3
23/08/2024	21:52	58.8		58.1	54.2
23/08/2024	21:57	56.9		62.6	53.2
23/08/2024	22:02	59.4	57.7	62.6	50.3
23/08/2024	22:07	59.1		57.5	54.1
23/08/2024	22:12	55.0		58.1	48.9
23/08/2024	22:17	57.3		57.4	52.9
23/08/2024	22:22	56.0		61.2	54.1
23/08/2024	22:27	57.5		60.9	51.4
23/08/2024	22:32	57.5	57.5	56.5	53.9
23/08/2024	22:37	53.9		61.1	47.9
23/08/2024	22:42	57.3		60.5	53.0
23/08/2024	22:47	60.2		60.7	50.6
23/08/2024	22:52	57.2		59.7	53.3
23/08/2024	22:57	56.9		56.6	51.7
		Mean	60.0		
		Maximum	65.0		
		Minimum	57.5		

Date	Start Time	Leq (5mins)	Leq (30mins)	L10 (5mins)	L90 (5mins)
24/08/2024	19:02	52.2	52.2	55.4	46.1
24/08/2024	19:07	51.2		53.7	46.5
24/08/2024	19:12	53.1		54.4	44.9
24/08/2024	19:17	52.5		55.8	49.1
24/08/2024	19:22	52.4		56.3	44.4
24/08/2024	19:27	51.2		53.7	45.9
24/08/2024	19:32	52.3	51.1	54.5	49.6
24/08/2024	19:37	50.5		54.1	43.4
24/08/2024	19:42	52.3		55.3	47.5
24/08/2024	19:47	49.7		53.0	42.7
24/08/2024	19:52	48.9		51.2	44.7
24/08/2024	19:57	51.6		55.2	45.7
24/08/2024	20:02	51.9	51.5	53.6	48.0
24/08/2024	20:07	51.3		53.0	47.4
24/08/2024	20:12	51.9		53.5	48.2
24/08/2024	20:17	50.9		53.5	44.1
24/08/2024	20:22	52.2		55.7	46.0
24/08/2024	20:27	50.3		52.8	46.7
24/08/2024	20:32	50.4	51.7	53.4	44.0
24/08/2024	20:37	47.5		50.0	42.6
24/08/2024	20:42	51.0		52.3	45.5
24/08/2024	20:47	56.1		58.6	42.6
24/08/2024	20:52	47.5		50.1	42.1
24/08/2024	20:57	51.1		51.2	44.7
24/08/2024	21:02	50.5	50.5	54.4	43.9
24/08/2024	21:07	48.5		51.3	44.7
24/08/2024	21:12	51.6		55.1	43.9
24/08/2024	21:17	48.8		50.5	45.8
24/08/2024	21:22	51.5		54.0	44.3
24/08/2024	21:27	50.9		53.8	46.1
24/08/2024	21:32	49.3	50.4	51.4	45.5
24/08/2024	21:37	52.1		54.6	45.5
24/08/2024	21:42	50.1		54.4	41.4
24/08/2024	21:47	50.6		53.2	43.6
24/08/2024	21:52	50.1		53.5	44.4
24/08/2024	21:57	49.5		51.8	44.1
24/08/2024	22:02	50.3	50.1	52.6	46.3
24/08/2024	22:07	47.6		50.4	42.8
24/08/2024	22:12	50.2		52.9	44.7
24/08/2024	22:17	48.1		51.2	41.7
24/08/2024	22:22	51.7		55.1	43.1
24/08/2024	22:27	51.2		54.3	46.5
24/08/2024	22:32	47.8	49.5	50.6	42.4
24/08/2024	22:37	50.5		53.7	43.6
24/08/2024	22:42	48.1		50.2	43.2
24/08/2024	22:47	49.9		52.5	42.8
24/08/2024	22:52	51.1		54.2	43.1
24/08/2024	22:57	48.6		52.0	42.8
		Mean	50.9		
		Maximum	52.2		
		Minimum	49.5		

Date	Start Time	Leq (5mins)	Leq (30mins)	L10 (5mins)	L90 (5mins)
25/08/2024	19:02	57.5	60.1	60.7	52.2
25/08/2024	19:07	59.9		63.4	53.9
25/08/2024	19:12	61.7		64.0	57.1
25/08/2024	19:17	62.5		64.8	54.1
25/08/2024	19:22	57.4		60.2	52.8
25/08/2024	19:27	58.8		62.4	52.2
25/08/2024	19:32	60.2	59.7	63.6	53.8
25/08/2024	19:37	57.8		61.4	53.6
25/08/2024	19:42	62.1		65.4	54.1
25/08/2024	19:47	60.4		62.9	54.3
25/08/2024	19:52	59.9		62.4	54.8
25/08/2024	19:57	54.6		58.5	51.9
25/08/2024	20:02	59.3	59.3	61.6	55.1
25/08/2024	20:07	57.6		62.1	52.0
25/08/2024	20:12	62.6		64.9	56.8
25/08/2024	20:17	57.0		60.8	52.3
25/08/2024	20:22	58.8		62.9	52.3
25/08/2024	20:27	57.8		61.8	52.3
25/08/2024	20:32	61.7	59.5	65.1	55.1
25/08/2024	20:37	58.1		59.4	52.3
25/08/2024	20:42	57.5		60.5	52.0
25/08/2024	20:47	58.3		61.2	54.1
25/08/2024	20:52	60.5		64.7	52.8
25/08/2024	20:57	59.2		61.5	55.0
25/08/2024	21:02	56.0	59.5	60.0	52.1
25/08/2024	21:07	60.4		64.1	53.0
25/08/2024	21:12	59.9		62.8	53.8
25/08/2024	21:17	60.6		64.0	56.5
25/08/2024	21:22	58.6		62.8	51.7
25/08/2024	21:27	59.9		64.7	51.2
25/08/2024	21:32	61.4	62.2	64.6	53.6
25/08/2024	21:37	57.5		60.8	51.4
25/08/2024	21:42	61.4		63.4	56.3
25/08/2024	21:47	58.7		61.5	51.8
25/08/2024	21:52	60.1		62.9	52.5
25/08/2024	21:57	66.9		67.5	57.2
25/08/2024	22:02	56.3	59.0	59.8	51.8
25/08/2024	22:07	59.6		61.3	51.8
25/08/2024	22:12	60.0		63.5	52.4
25/08/2024	22:17	55.9		58.9	51.3
25/08/2024	22:22	59.2		63.4	52.0
25/08/2024	22:27	61.0		65.3	52.8
25/08/2024	22:32	60.2	59.2	62.9	53.4
25/08/2024	22:37	59.5		63.0	52.7
25/08/2024	22:42	56.3		59.0	51.3
25/08/2024	22:47	60.6		61.6	51.8
25/08/2024	22:52	58.3		61.6	52.2
25/08/2024	22:57	59.2		62.9	51.9
		Mean	59.8		
		Maximum	62.2		
		Minimum	59.0		

Station: CM2

Date	Start Time	Leq (5mins)	Leq (30mins)	L10 (5mins)	L90 (5mins)
26/08/2024	19:02	58.4	55.8	60.8	51.4
26/08/2024	19:07	55.7		60.4	48.9
26/08/2024	19:12	56.6		61.3	49.5
26/08/2024	19:17	53.7		59.1	49.0
26/08/2024	19:22	53.6		56.8	48.6
26/08/2024	19:27	54.5		57.8	49.0
26/08/2024	19:32	59.6	58.1	63.2	49.9
26/08/2024	19:37	56.8		60.1	50.3
26/08/2024	19:42	57.4		60.4	50.7
26/08/2024	19:47	58.1		61.9	48.4
26/08/2024	19:52	59.0		62.9	48.4
26/08/2024	19:57	57.2		60.7	48.2
26/08/2024	20:02	56.5	58.5	60.4	49.3
26/08/2024	20:07	59.8		64.2	49.0
26/08/2024	20:12	59.0		63.2	49.0
26/08/2024	20:17	56.6		59.4	50.9
26/08/2024	20:22	58.4		61.5	51.4
26/08/2024	20:27	59.6		62.2	48.4
26/08/2024	20:32	49.9	57.6	52.2	48.4
26/08/2024	20:37	58.7		62.5	49.2
26/08/2024	20:42	58.2		62.1	49.0
26/08/2024	20:47	57.7		62.3	48.7
26/08/2024	20:52	58.4		60.9	50.5
26/08/2024	20:57	58.5		62.4	49.2
26/08/2024	21:02	58.7	57.8	61.6	48.9
26/08/2024	21:07	60.1		63.5	51.7
26/08/2024	21:12	56.0		61.2	48.7
26/08/2024	21:17	59.6		63.0	48.6
26/08/2024	21:22	53.3		57.0	48.2
26/08/2024	21:27	54.9		58.4	48.9
26/08/2024	21:32	58.1	59.4	63.2	48.7
26/08/2024	21:37	59.5		62.5	53.5
26/08/2024	21:42	55.8		59.5	48.3
26/08/2024	21:47	51.3		53.6	49.1
26/08/2024	21:52	63.3		67.5	54.3
26/08/2024	21:57	60.0		65.3	50.2
26/08/2024	22:02	60.6	58.4	63.9	54.3
26/08/2024	22:07	55.5		58.5	51.0
26/08/2024	22:12	54.6		58.4	50.3
26/08/2024	22:17	61.7		65.6	49.6
26/08/2024	22:22	58.3		63.0	50.5
26/08/2024	22:27	52.7		56.3	48.7
26/08/2024	22:32	58.4	61.5	64.0	48.6
26/08/2024	22:37	59.2		60.0	48.5
26/08/2024	22:42	63.1		67.0	54.6
26/08/2024	22:47	62.9		67.7	49.5
26/08/2024	22:52	57.8		60.9	52.5
26/08/2024	22:57	63.6		68.0	56.4
		Mean	58.4		
		Maximum	61.5		
		Minimum	55.8		

Date	Start Time	Leq (5mins)	Leq (30mins)	L10 (5mins)	L90 (5mins)
27/08/2024	19:02	75.6	74.1	79.4	59.8
27/08/2024	19:07	76.0		84.8	69.3
27/08/2024	19:12	76.2		80.0	63.0
27/08/2024	19:17	73.0		79.8	66.6
27/08/2024	19:22	70.0		67.9	60.8
27/08/2024	19:27	67.8		70.8	61.1
27/08/2024	19:32	69.8	69.0	73.5	62.1
27/08/2024	19:37	71.2		73.6	64.2
27/08/2024	19:42	68.8		71.6	64.6
27/08/2024	19:47	67.9		70.9	61.4
27/08/2024	19:52	67.6		70.3	62.7
27/08/2024	19:57	67.6		70.6	60.8
27/08/2024	20:02	68.0	67.6	71.2	64.6
27/08/2024	20:07	69.0		71.8	62.2
27/08/2024	20:12	65.1		67.3	60.3
27/08/2024	20:17	66.9		69.3	62.8
27/08/2024	20:22	69.6		73.3	64.7
27/08/2024	20:27	65.0		67.7	60.4
27/08/2024	20:32	70.5	69.5	73.2	66.9
27/08/2024	20:37	69.4		70.8	67.1
27/08/2024	20:42	68.0		69.7	65.7
27/08/2024	20:47	65.7		68.5	60.7
27/08/2024	20:52	72.2		76.9	65.8
27/08/2024	20:57	68.7		71.2	64.2
27/08/2024	21:02	73.1	69.3	75.5	67.1
27/08/2024	21:07	66.2		68.1	63.8
27/08/2024	21:12	68.6		70.7	65.0
27/08/2024	21:17	66.6		68.9	62.2
27/08/2024	21:22	69.9		72.0	65.9
27/08/2024	21:27	67.0		69.3	62.7
27/08/2024	21:32	67.7	67.0	71.0	62.4
27/08/2024	21:37	65.7		67.9	62.9
27/08/2024	21:42	68.1		70.6	64.6
27/08/2024	21:47	67.5		69.7	64.3
27/08/2024	21:52	65.3		68.5	60.9
27/08/2024	21:57	66.9		70.4	61.3
27/08/2024	22:02	70.4	68.1	73.1	62.1
27/08/2024	22:07	67.3		69.5	64.4
27/08/2024	22:12	66.0		69.1	61.7
27/08/2024	22:17	68.1		71.2	62.1
27/08/2024	22:22	68.8		72.2	64.2
27/08/2024	22:27	66.1		70.1	61.5
27/08/2024	22:32	70.5	72.1	73.1	65.4
27/08/2024	22:37	67.1		68.9	60.7
27/08/2024	22:42	67.9		69.6	60.5
27/08/2024	22:47	66.4		69.4	61.2
27/08/2024	22:52	70.5		72.6	65.5
27/08/2024	22:57	77.7		81.9	69.1
		Mean	69.6		
		Maximum	74.1		
		Minimum	67.0		

Date	Start Time	Leq (5mins)	Leq (30mins)	L10 (5mins)	L90 (5mins)
28/08/2024	19:02	68.7	66.9	71.8	62.2
28/08/2024	19:07	63.5		67.4	57.8
28/08/2024	19:12	66.1		69.6	62.0
28/08/2024	19:17	69.7		72.2	63.4
28/08/2024	19:22	64.0		67.3	57.9
28/08/2024	19:27	66.0		69.1	59.1
28/08/2024	19:32	64.8	65.8	68.3	59.4
28/08/2024	19:37	67.1		67.3	61.0
28/08/2024	19:42	64.8		67.6	59.5
28/08/2024	19:47	65.7		68.6	62.3
28/08/2024	19:52	67.0		69.8	58.0
28/08/2024	19:57	64.9		67.1	61.1
28/08/2024	20:02	66.6	66.5	68.5	61.8
28/08/2024	20:07	67.5		71.1	62.1
28/08/2024	20:12	65.7		68.6	59.4
28/08/2024	20:17	66.9		68.7	63.1
28/08/2024	20:22	66.5		68.4	63.4
28/08/2024	20:27	65.7		69.3	59.0
28/08/2024	20:32	63.8	65.8	66.1	59.3
28/08/2024	20:37	65.7		68.2	61.0
28/08/2024	20:42	68.0		73.3	54.1
28/08/2024	20:47	65.1		67.9	60.1
28/08/2024	20:52	65.0		66.2	60.5
28/08/2024	20:57	65.8		69.7	59.9
28/08/2024	21:02	66.6	65.4	68.8	62.8
28/08/2024	21:07	64.4		66.8	60.1
28/08/2024	21:12	64.7		67.1	60.3
28/08/2024	21:17	64.3		66.9	59.0
28/08/2024	21:22	65.5		67.5	59.7
28/08/2024	21:27	66.4		68.3	57.5
28/08/2024	21:32	66.8	66.6	69.7	61.2
28/08/2024	21:37	65.0		67.3	59.1
28/08/2024	21:42	65.4		69.5	57.9
28/08/2024	21:47	65.9		69.1	61.9
28/08/2024	21:52	68.3		70.3	63.8
28/08/2024	21:57	67.5		70.7	61.7
28/08/2024	22:02	68.4	66.1	72.9	63.5
28/08/2024	22:07	65.0		67.6	59.0
28/08/2024	22:12	65.0		67.7	59.8
28/08/2024	22:17	64.9		67.2	59.6
28/08/2024	22:22	63.1		66.1	55.9
28/08/2024	22:27	68.0		70.0	58.2
28/08/2024	22:32	64.6	66.3	66.6	60.0
28/08/2024	22:37	67.3		69.1	60.6
28/08/2024	22:42	67.6		70.5	62.9
28/08/2024	22:47	66.7		69.4	62.5
28/08/2024	22:52	65.9		69.3	60.3
28/08/2024	22:57	65.1		67.7	62.6
		Mean	66.2		
		Maximum	66.9		
		Minimum	65.4		

Station: CM2

Date	Start Time	Leq (5mins)	Leq (30mins)	L10 (5mins)	L90 (5mins)
29/08/2024	19:02	62.0	64.0	63.8	58.5
29/08/2024	19:07	62.1		65.1	56.3
29/08/2024	19:12	66.9		70.0	55.2
29/08/2024	19:17	62.2		64.6	58.3
29/08/2024	19:22	63.0		68.1	55.6
29/08/2024	19:27	65.4		69.7	58.6
29/08/2024	19:32	62.5	61.7	65.4	56.9
29/08/2024	19:37	62.2		65.5	54.9
29/08/2024	19:42	62.1		64.8	56.5
29/08/2024	19:47	61.3		64.9	56.0
29/08/2024	19:52	61.0		64.3	52.8
29/08/2024	19:57	61.1		64.5	55.9
29/08/2024	20:02	63.1	62.4	65.6	59.5
29/08/2024	20:07	60.9		63.9	55.7
29/08/2024	20:12	63.9		68.3	57.9
29/08/2024	20:17	63.4		66.6	59.5
29/08/2024	20:22	61.6		63.5	57.5
29/08/2024	20:27	60.3		63.5	54.7
29/08/2024	20:32	62.7	61.6	64.8	58.3
29/08/2024	20:37	62.1		65.0	57.1
29/08/2024	20:42	59.6		61.7	56.1
29/08/2024	20:47	57.9		60.2	54.0
29/08/2024	20:52	62.9		65.7	59.0
29/08/2024	20:57	62.5		66.3	55.2
29/08/2024	21:02	62.3	62.5	65.4	56.1
29/08/2024	21:07	64.5		64.7	53.2
29/08/2024	21:12	59.6		64.4	53.4
29/08/2024	21:17	64.1		67.3	54.4
29/08/2024	21:22	62.3		66.2	53.5
29/08/2024	21:27	59.4		62.7	52.4
29/08/2024	21:32	64.8	62.6	69.2	53.6
29/08/2024	21:37	63.8		65.7	57.9
29/08/2024	21:42	62.2		65.7	56.8
29/08/2024	21:47	59.1		61.6	54.1
29/08/2024	21:52	61.6		65.0	55.5
29/08/2024	21:57	62.0		65.0	56.5
29/08/2024	22:02	61.1	61.1	64.5	56.0
29/08/2024	22:07	61.5		64.3	55.7
29/08/2024	22:12	60.7		62.8	53.6
29/08/2024	22:17	61.0		63.0	56.5
29/08/2024	22:22	60.4		62.8	57.3
29/08/2024	22:27	62.0		64.8	55.3
29/08/2024	22:32	60.5	61.0	63.4	53.8
29/08/2024	22:37	58.5		61.7	52.7
29/08/2024	22:42	62.1		65.6	53.4
29/08/2024	22:47	63.9		66.7	56.8
29/08/2024	22:52	60.5		65.0	51.6
29/08/2024	22:57	57.8		60.0	52.9
		Mean	62.1		
		Maximum	64.0		
		Minimum	61.0		

Date	Start Time	Leq (5mins)	Leq (30mins)	L10 (5mins)	L90 (5mins)
30/08/2024	19:02	61.6	60.9	66.8	54.8
30/08/2024	19:07	59.6		64.2	54.8
30/08/2024	19:12	61.6		64.7	56.6
30/08/2024	19:17	59.8		62.7	55.2
30/08/2024	19:22	58.5		60.7	54.5
30/08/2024	19:27	62.9		65.3	54.4
30/08/2024	19:32	58.2	61.7	61.2	54.0
30/08/2024	19:37	63.1		66.0	57.8
30/08/2024	19:42	62.9		65.2	56.9
30/08/2024	19:47	60.9		64.3	54.9
30/08/2024	19:52	63.0		65.8	54.9
30/08/2024	19:57	60.4		63.3	56.5
30/08/2024	20:02	60.4	61.3	63.9	55.6
30/08/2024	20:07	63.4		65.9	57.0
30/08/2024	20:12	57.5		60.6	53.8
30/08/2024	20:17	61.9		64.6	57.9
30/08/2024	20:22	59.3		61.9	53.7
30/08/2024	20:27	62.7		65.4	56.6
30/08/2024	20:32	61.8	61.9	66.1	54.7
30/08/2024	20:37	58.9		62.4	54.2
30/08/2024	20:42	60.7		64.7	54.4
30/08/2024	20:47	62.1		64.5	55.0
30/08/2024	20:52	63.6		66.6	56.6
30/08/2024	20:57	62.6		65.5	56.3
30/08/2024	21:02	60.7	61.3	63.8	56.0
30/08/2024	21:07	62.1		65.5	53.4
30/08/2024	21:12	60.0		63.2	53.8
30/08/2024	21:17	61.8		65.3	54.3
30/08/2024	21:22	61.9		66.3	54.2
30/08/2024	21:27	61.1		64.3	54.6
30/08/2024	21:32	60.7	60.5	63.5	55.0
30/08/2024	21:37	58.8		62.1	53.4
30/08/2024	21:42	60.9		63.5	57.3
30/08/2024	21:47	61.8		65.5	55.7
30/08/2024	21:52	60.9		64.5	54.1
30/08/2024	21:57	59.4		62.9	53.7
30/08/2024	22:02	60.6	61.3	63.5	55.5
30/08/2024	22:07	64.6		68.5	56.3
30/08/2024	22:12	61.8		64.9	55.4
30/08/2024	22:17	59.5		62.9	53.8
30/08/2024	22:22	60.0		62.7	54.7
30/08/2024	22:27	58.0		62.9	53.4
30/08/2024	22:32	58.6	61.3	61.6	54.4
30/08/2024	22:37	58.9		62.9	53.6
30/08/2024	22:42	62.3		65.7	54.5
30/08/2024	22:47	59.8		63.3	55.2
30/08/2024	22:52	60.6		63.5	55.3
30/08/2024	22:57	64.6		67.8	56.4
		Mean	61.3		
		Maximum	61.9		
		Minimum	60.5		

Date	Start Time	Leq (5mins)	Leq (30mins)	L10 (5mins)	L90 (5mins)
31/08/2024	19:13	56.1	58.5	58.1	52.1
31/08/2024	19:18	57.6		61.9	51.7
31/08/2024	19:23	59.3		64.4	52.7
31/08/2024	19:28	57.3		62.2	52.1
31/08/2024	19:33	60.1		63.5	53.1
31/08/2024	19:38	59.2		63.1	52.8
31/08/2024	19:43	58.2	57.3	61.8	51.9
31/08/2024	19:48	59.0		62.4	52.3
31/08/2024	19:53	56.4		59.4	52.5
31/08/2024	19:58	57.5		61.4	52.8
31/08/2024	20:03	54.1		55.9	52.0
31/08/2024	20:08	57.3		60.7	52.3
31/08/2024	20:13	61.6	59.1	65.4	54.7
31/08/2024	20:18	55.1		57.6	52.0
31/08/2024	20:23	58.6		62.5	52.1
31/08/2024	20:28	57.6		61.7	51.9
31/08/2024	20:33	61.1		64.9	53.6
31/08/2024	20:38	57.3		61.2	52.3
31/08/2024	20:43	58.6	59.4	60.1	52.3
31/08/2024	20:48	60.8		63.9	52.5
31/08/2024	20:53	58.8		61.3	52.3
31/08/2024	20:58	58.8		63.7	53.6
31/08/2024	21:03	56.9		59.7	52.3
31/08/2024	21:08	61.3		64.7	55.2
31/08/2024	21:13	61.8	60.2	65.0	54.3
31/08/2024	21:18	61.0		65.0	54.4
31/08/2024	21:23	59.3		64.2	54.1
31/08/2024	21:28	60.2		63.2	53.2
31/08/2024	21:33	59.7		62.8	53.0
31/08/2024	21:38	58.4		62.6	53.7
31/08/2024	21:43	61.1	59.4	64.3	55.1
31/08/2024	21:48	57.9		62.4	53.1
31/08/2024	21:53	57.2		59.6	53.8
31/08/2024	21:58	56.8		61.6	52.1
31/08/2024	22:03	59.7		63.8	52.9
31/08/2024	22:08	61.3		66.1	52.5
31/08/2024	22:13	61.3	59.3	64.2	55.0
31/08/2024	22:18	57.9		61.4	52.3
31/08/2024	22:23	58.3		61.1	52.5
31/08/2024	22:28	59.3		61.5	53.9
31/08/2024	22:33	58.5		61.3	54.7
31/08/2024	22:38	59.3		62.4	53.9
31/08/2024	22:43	61.4	60.3	64.7	54.1
31/08/2024	22:48	60.3		65.1	53.7
31/08/2024	22:53	60.0		63.8	53.6
31/08/2024	22:58	61.3		64.3	56.8
31/08/2024	23:03	58.5		62.1	53.8
31/08/2024	23:08	59.3		63.4	52.5
		Mean	59.2		
		Maximum	60.3		
		Minimum	57.3		

Station: CM2

Date	Start Time	Leq (5mins)	Leq (30mins)	L10 (5mins)	L90 (5mins)
1/09/2024	19:03	67.0		70.6	56.8
1/09/2024	19:08	66.4		69.4	60.4
1/09/2024	19:13	65.9	67.1	69.0	59.2
1/09/2024	19:18	64.7		68.6	59.9
1/09/2024	19:23	65.8		69.3	60.3
1/09/2024	19:28	70.3		74.7	62.2
1/09/2024	19:33	66.9		69.7	59.0
1/09/2024	19:38	69.4		72.3	64.1
1/09/2024	19:43	66.4	67.1	69.8	59.3
1/09/2024	19:48	67.6		70.8	59.4
1/09/2024	19:53	64.7		68.0	59.3
1/09/2024	19:58	66.4		68.9	59.7
1/09/2024	20:03	69.3		72.8	63.2
1/09/2024	20:08	67.2		69.8	62.5
1/09/2024	20:13	70.0	69.8	72.3	66.0
1/09/2024	20:18	70.2		72.1	67.5
1/09/2024	20:23	70.6		73.0	68.1
1/09/2024	20:28	70.5		71.4	69.3
1/09/2024	20:33	70.7		72.0	69.0
1/09/2024	20:38	71.1		72.1	70.0
1/09/2024	20:43	71.6	70.5	72.8	70.3
1/09/2024	20:48	71.3		72.6	70.0
1/09/2024	20:53	69.5		72.4	63.2
1/09/2024	20:58	67.3		69.4	62.5
1/09/2024	21:03	68.4		72.2	64.1
1/09/2024	21:08	66.8		68.5	62.9
1/09/2024	21:13	69.4	68.2	72.4	62.6
1/09/2024	21:18	67.2		69.9	62.7
1/09/2024	21:23	68.1		70.9	62.0
1/09/2024	21:28	69.0		72.1	63.3
1/09/2024	21:33	72.3		74.6	63.8
1/09/2024	21:38	71.4		71.5	58.3
1/09/2024	21:43	67.3	69.6	69.6	57.4
1/09/2024	21:48	65.9		68.6	60.0
1/09/2024	21:53	68.6		70.2	58.2
1/09/2024	21:58	68.4		72.0	60.2
1/09/2024	22:03	67.8		70.5	64.5
1/09/2024	22:08	67.6		70.9	62.7
1/09/2024	22:13	68.9	66.7	70.5	59.2
1/09/2024	22:18	66.1		69.2	58.9
1/09/2024	22:23	61.0		64.8	53.1
1/09/2024	22:28	65.1		67.6	59.2
1/09/2024	22:33	66.0		69.5	55.6
1/09/2024	22:38	64.7		68.3	58.4
1/09/2024	22:43	70.3	67.8	73.6	61.0
1/09/2024	22:48	66.8		69.3	54.8
1/09/2024	22:53	68.8		71.1	63.7
1/09/2024	22:58	67.8		70.9	62.4
		Mean	68.3		
		Maximum	70.5		
		Minimum	66.7		

Date	Start Time	Leq (5mins)	Leq (30mins)	L10 (5mins)	L90 (5mins)
2/09/2024	19:05	69.2		71.4	65.2
2/09/2024	19:10	69.7		73.7	62.3
2/09/2024	19:15	62.1	67.4	65.8	55.5
2/09/2024	19:20	68.3		70.5	63.4
2/09/2024	19:25	65.8		69.3	57.5
2/09/2024	19:30	65.0		68.1	60.1
2/09/2024	19:35	63.1		67.4	55.9
2/09/2024	19:40	71.5		75.1	62.9
2/09/2024	19:45	70.2	68.0	74.9	60.5
2/09/2024	19:50	64.1		67.6	58.1
2/09/2024	19:55	66.4		68.8	61.1
2/09/2024	20:00	66.6		69.4	62.5
2/09/2024	20:05	69.2		71.9	65.5
2/09/2024	20:10	65.9		68.0	63.8
2/09/2024	20:15	70.7	71.2	73.0	68.3
2/09/2024	20:20	72.5		74.5	70.5
2/09/2024	20:25	73.2		75.3	69.7
2/09/2024	20:30	72.1		73.8	69.8
2/09/2024	20:35	69.9		72.0	65.9
2/09/2024	20:40	72.1		73.5	66.1
2/09/2024	20:45	67.9	70.3	70.0	65.7
2/09/2024	20:50	71.5		73.5	66.9
2/09/2024	20:55	70.1		72.8	66.6
2/09/2024	21:00	69.0		70.7	65.9
2/09/2024	21:05	68.7		70.5	65.7
2/09/2024	21:10	70.9		72.8	63.2
2/09/2024	21:15	70.9	70.2	73.6	64.4
2/09/2024	21:20	66.1		68.3	63.2
2/09/2024	21:25	72.8		76.4	62.3
2/09/2024	21:30	69.1		71.9	65.1
2/09/2024	21:35	66.2		68.4	61.3
2/09/2024	21:40	67.1		69.5	60.9
2/09/2024	21:45	64.8	69.3	67.5	61.3
2/09/2024	21:50	68.8		70.8	65.5
2/09/2024	21:55	74.3		77.5	61.3
2/09/2024	22:00	66.3		69.0	60.1
2/09/2024	22:05	65.3		68.1	60.3
2/09/2024	22:10	68.7		70.9	62.4
2/09/2024	22:15	67.8	67.3	71.0	62.9
2/09/2024	22:20	68.7		71.2	64.5
2/09/2024	22:25	64.7		67.4	58.6
2/09/2024	22:30	66.7		69.7	59.5
2/09/2024	22:35	69.4		72.7	63.1
2/09/2024	22:40	68.5		71.8	62.2
2/09/2024	22:45	66.6	68.6	69.8	62.7
2/09/2024	22:50	66.5		69.5	62.6
2/09/2024	22:55	67.9		70.5	63.8
2/09/2024	23:00	71.1		72.2	59.8
		Mean	69.0		
		Maximum	71.2		
		Minimum	67.3		

Date	Start Time	Leq (5mins)	Leq (30mins)	L10 (5mins)	L90 (5mins)
3/09/2024	19:00	65.9		68.9	56.9
3/09/2024	19:05	66.9		68.9	57.0
3/09/2024	19:10	64.3	67.3	67.1	55.8
3/09/2024	19:15	70.4		71.8	62.7
3/09/2024	19:20	63.2		65.6	59.2
3/09/2024	19:25	68.7		70.5	64.5
3/09/2024	19:30	66.1		68.8	60.4
3/09/2024	19:35	65.2		68.0	59.2
3/09/2024	19:40	64.0	65.9	67.2	55.7
3/09/2024	19:45	67.0		68.8	63.5
3/09/2024	19:50	65.9		68.9	58.0
3/09/2024	19:55	66.6		70.5	59.3
3/09/2024	20:00	67.3		69.6	60.2
3/09/2024	20:05	64.4		67.3	58.0
3/09/2024	20:10	66.1	65.3	69.9	56.7
3/09/2024	20:15	64.0		67.0	54.3
3/09/2024	20:20	63.5		67.1	54.5
3/09/2024	20:25	65.3		68.0	60.3
3/09/2024	20:30	62.9		66.1	57.5
3/09/2024	20:35	70.0		70.7	55.3
3/09/2024	20:40	64.4	75.6	67.9	54.4
3/09/2024	20:45	65.8		68.7	58.6
3/09/2024	20:50	71.8		75.5	61.6
3/09/2024	20:55	82.7		86.2	60.7
3/09/2024	21:00	67.0		70.3	62.1
3/09/2024	21:05	64.7		68.1	59.2
3/09/2024	21:10	67.3	65.5	70.2	59.4
3/09/2024	21:15	64.8		69.3	55.4
3/09/2024	21:20	65.3		67.9	59.8
3/09/2024	21:25	62.5		65.3	57.7
3/09/2024	21:30	63.9		68.6	55.4
3/09/2024	21:35	65.4		67.9	60.2
3/09/2024	21:40	62.4	64.5	64.9	55.4
3/09/2024	21:45	67.0		70.9	57.9
3/09/2024	21:50	63.3		66.1	55.7
3/09/2024	21:55	63.6		66.9	55.3
3/09/2024	22:00	64.4		68.2	57.1
3/09/2024	22:05	63.7		65.7	55.2
3/09/2024	22:10	71.2	67.1	72.6	57.2
3/09/2024	22:15	65.8		69.2	55.5
3/09/2024	22:20	66.7		68.6	61.9
3/09/2024	22:25	66.2		69.1	55.5
3/09/2024	22:30	68.1		72.3	56.0
3/09/2024	22:35	64.5		66.4	59.2
3/09/2024	22:40	65.6	66.2	68.4	59.6
3/09/2024	22:45	66.2		69.6	57.2
3/09/2024	22:50	67.3		70.0	62.2
3/09/2024	22:55	63.8		66.7	59.7
		Mean	67.2		
		Maximum	75.6		
		Minimum	64.5		

Station: CM2

Date	Start Time	Leq (5mins)	Leq (30mins)	L10 (5mins)	L90 (5mins)
9/09/2024	19:00	75.0	74.9	78.3	69.2
9/09/2024	19:05	74.6		77.7	68.8
9/09/2024	19:10	75.0		77.4	69.0
9/09/2024	19:15	75.9		77.9	68.1
9/09/2024	19:20	75.0		78.3	66.9
9/09/2024	19:25	73.9		76.7	67.8
9/09/2024	19:30	76.2	74.7	79.2	70.5
9/09/2024	19:35	74.6		77.2	67.9
9/09/2024	19:40	73.9		76.2	67.3
9/09/2024	19:45	74.9		78.5	69.0
9/09/2024	19:50	74.0		76.5	66.8
9/09/2024	19:55	74.1		76.9	69.7
9/09/2024	20:00	73.2	74.2	76.0	67.9
9/09/2024	20:05	74.0		77.1	68.2
9/09/2024	20:10	74.8		77.8	67.1
9/09/2024	20:15	73.2		76.3	67.2
9/09/2024	20:20	74.0		77.0	69.5
9/09/2024	20:25	75.5		78.1	68.6
9/09/2024	20:30	74.7	74.9	76.7	67.0
9/09/2024	20:35	74.6		77.0	68.0
9/09/2024	20:40	74.3		76.8	68.3
9/09/2024	20:45	74.0		77.8	66.4
9/09/2024	20:50	77.2		79.5	68.4
9/09/2024	20:55	73.4		76.3	68.7
9/09/2024	21:00	73.6	74.2	77.0	66.6
9/09/2024	21:05	76.8		77.5	67.5
9/09/2024	21:10	72.8		76.6	66.1
9/09/2024	21:15	74.2		76.6	68.5
9/09/2024	21:20	73.8		76.3	68.1
9/09/2024	21:25	72.7		75.5	67.3
9/09/2024	21:30	73.3	73.8	76.5	67.5
9/09/2024	21:35	73.5		76.4	67.6
9/09/2024	21:40	73.3		76.1	66.9
9/09/2024	21:45	75.1		77.3	67.4
9/09/2024	21:50	74.0		76.9	68.3
9/09/2024	21:55	73.3		75.8	67.6
9/09/2024	22:00	74.0	73.8	77.3	67.8
9/09/2024	22:05	73.5		76.4	67.6
9/09/2024	22:10	75.2		78.3	67.3
9/09/2024	22:15	72.9		75.6	67.3
9/09/2024	22:20	73.5		76.5	67.1
9/09/2024	22:25	73.0		76.4	66.3
9/09/2024	22:30	73.6	73.4	76.5	67.1
9/09/2024	22:35	72.5		75.7	65.5
9/09/2024	22:40	72.6		74.8	65.7
9/09/2024	22:45	75.3		77.6	65.0
9/09/2024	22:50	73.1		76.7	65.6
9/09/2024	22:55	72.6		75.2	65.6
		Mean	74.2		
		Maximum	74.9		
		Minimum	73.4		

Date	Start Time	Leq (5mins)	Leq (30mins)	L10 (5mins)	L90 (5mins)
10/09/2024	19:00	70.3	69.1	72.7	66.6
10/09/2024	19:05	68.5		71.1	62.7
10/09/2024	19:10	69.3		72.9	62.3
10/09/2024	19:15	65.3		67.1	62.2
10/09/2024	19:20	71.3		74.9	65.0
10/09/2024	19:25	67.3		69.8	63.9
10/09/2024	19:30	64.1	63.8	67.9	58.0
10/09/2024	19:35	64.5		66.8	61.8
10/09/2024	19:40	61.7		65.3	58.1
10/09/2024	19:45	64.2		68.1	58.6
10/09/2024	19:50	60.8		62.9	58.2
10/09/2024	19:55	65.6		68.0	59.2
10/09/2024	20:00	66.6	64.2	68.1	61.0
10/09/2024	20:05	64.3		66.7	60.3
10/09/2024	20:10	62.8		66.1	58.4
10/09/2024	20:15	60.3		62.7	58.2
10/09/2024	20:20	61.6		65.1	58.2
10/09/2024	20:25	66.0		70.0	58.5
10/09/2024	20:30	66.6	65.2	69.8	58.8
10/09/2024	20:35	63.0		65.2	58.8
10/09/2024	20:40	66.1		69.6	59.7
10/09/2024	20:45	64.4		68.4	59.0
10/09/2024	20:50	65.8		69.1	59.6
10/09/2024	20:55	64.4		66.3	59.7
10/09/2024	21:00	66.8	64.5	69.3	58.6
10/09/2024	21:05	63.4		66.8	58.3
10/09/2024	21:10	61.6		63.9	58.2
10/09/2024	21:15	62.6		65.7	57.8
10/09/2024	21:20	62.7		66.9	57.6
10/09/2024	21:25	66.7		69.4	58.5
10/09/2024	21:30	60.6	64.5	63.0	57.8
10/09/2024	21:35	63.7		65.9	58.3
10/09/2024	21:40	63.2		65.9	58.4
10/09/2024	21:45	63.6		66.1	60.2
10/09/2024	21:50	65.4		69.2	59.6
10/09/2024	21:55	67.5		71.4	59.3
10/09/2024	22:00	68.6	65.1	71.1	59.8
10/09/2024	22:05	62.9		65.3	58.3
10/09/2024	22:10	64.4		67.5	59.7
10/09/2024	22:15	63.0		65.2	59.4
10/09/2024	22:20	64.2		67.4	58.7
10/09/2024	22:25	64.6		67.4	59.8
10/09/2024	22:30	65.3	65.0	69.3	60.2
10/09/2024	22:35	63.3		65.1	60.3
10/09/2024	22:40	62.8		66.7	58.4
10/09/2024	22:45	66.2		68.9	58.3
10/09/2024	22:50	67.2		70.9	60.7
10/09/2024	22:55	63.7		67.3	58.0
		Mean	65.2		
		Maximum	69.1		
		Minimum	63.8		

Summary of Noise Monitoring Results during 19:00 - 23:00 at CM2	
	Leq (30mins)
Mean	63.7
Maximum	75.6
Minimum	49.5

Note:
1. Data gaps appear starting from the afternoon on 4 September 2024 to the morning on 9 September 2024 during the suspension of monitoring due to the super typhoon Yagi.

Station: CM2

Date	Start Time	Leq (5mins)	Leq (30mins)	L10 (5mins)	L90 (5mins)
23/08/2024	23:02	53.6	58.4	56.6	47.5
23/08/2024	23:07	57.1		59.5	53.7
23/08/2024	23:12	56.4		59.1	51.0
23/08/2024	23:17	56.3		60.1	49.1
23/08/2024	23:22	55.6		58.6	51.1
23/08/2024	23:27	60.5		63.6	50.1
23/08/2024	23:32	61.2	59.2	61.7	52.8
23/08/2024	23:37	58.3		61.3	51.5
23/08/2024	23:42	57.2		60.2	51.4
23/08/2024	23:47	58.0		60.9	51.7
23/08/2024	23:52	56.4		59.2	51.9
23/08/2024	23:57	61.6		62.6	51.9
		Mean	58.8		
		Maximum	59.2		
		Minimum	58.4		

Date	Start Time	Leq (5mins)	Leq (30mins)	L10 (5mins)	L90 (5mins)
24/08/2024	0:02	56.7	56.1	58.2	51.0
24/08/2024	0:07	53.6		55.9	49.4
24/08/2024	0:12	58.2		61.5	54.4
24/08/2024	0:17	55.6		58.5	50.7
24/08/2024	0:22	55.8		57.5	52.7
24/08/2024	0:27	55.6		58.5	52.2
24/08/2024	0:32	57.3	57.5	60.2	52.3
24/08/2024	0:37	55.7		57.7	50.4
24/08/2024	0:42	53.2		55.6	49.4
24/08/2024	0:47	55.2		58.5	49.9
24/08/2024	0:52	61.0		62.7	52.7
24/08/2024	0:57	58.0		61.0	52.2
24/08/2024	1:02	58.1	56.9	60.9	54.8
24/08/2024	1:07	57.4		59.1	46.3
24/08/2024	1:12	56.7		60.7	50.4
24/08/2024	1:17	56.2		58.4	50.2
24/08/2024	1:22	56.9		59.2	53.4
24/08/2024	1:27	55.4		58.9	49.8
24/08/2024	1:32	57.2	56.6	59.6	51.6
24/08/2024	1:37	55.4		57.3	49.0
24/08/2024	1:42	57.6		60.6	48.2
24/08/2024	1:47	52.2		54.0	47.6
24/08/2024	1:52	57.2		60.4	52.5
24/08/2024	1:57	57.7		61.5	51.5
24/08/2024	2:02	59.0	57.7	62.6	52.1
24/08/2024	2:07	56.4		58.1	54.2
24/08/2024	2:12	59.9		60.1	51.0
24/08/2024	2:17	55.6		58.4	49.3
24/08/2024	2:22	57.3		58.3	51.4
24/08/2024	2:27	56.5		59.0	52.7
24/08/2024	2:32	56.3	56.5	58.2	53.7
24/08/2024	2:37	57.4		60.6	52.4
24/08/2024	2:42	57.0		59.0	53.3
24/08/2024	2:47	57.2		60.6	49.0
24/08/2024	2:52	53.6		56.1	47.4
24/08/2024	2:57	56.4		60.8	48.2
24/08/2024	3:02	54.8	57.0	57.4	50.6
24/08/2024	3:07	55.5		57.6	53.0
24/08/2024	3:12	56.9		60.2	52.6
24/08/2024	3:17	57.5		61.2	52.3
24/08/2024	3:22	58.1		62.3	51.9
24/08/2024	3:27	58.2		61.8	49.6
24/08/2024	3:32	55.5	55.4	57.9	51.6
24/08/2024	3:37	53.3		55.8	49.5
24/08/2024	3:42	54.8		57.9	48.4
24/08/2024	3:47	57.1		60.0	53.6
24/08/2024	3:52	55.0		57.5	50.7
24/08/2024	3:57	55.6		57.4	50.9
24/08/2024	4:02	56.2	57.0	59.2	50.0
24/08/2024	4:07	55.6		59.0	49.3
24/08/2024	4:12	54.5		58.9	48.5
24/08/2024	4:17	57.4		61.1	51.2
24/08/2024	4:22	60.3		61.8	49.9
24/08/2024	4:27	55.1		59.3	47.0
24/08/2024	4:32	55.1	56.3	58.5	44.7
24/08/2024	4:37	54.8		58.7	47.9
24/08/2024	4:42	56.8		60.9	50.8
24/08/2024	4:47	55.5		58.1	51.1
24/08/2024	4:52	58.6		60.7	55.1
24/08/2024	4:57	55.5		59.0	50.8
24/08/2024	5:02	53.5	54.8	55.8	49.9
24/08/2024	5:07	53.3		56.2	48.5
24/08/2024	5:12	57.0		58.6	53.0
24/08/2024	5:17	54.5		57.2	48.0
24/08/2024	5:22	52.9		57.3	46.5
24/08/2024	5:27	56.2		58.9	50.9
24/08/2024	5:32	56.4	55.0	59.5	49.0
24/08/2024	5:37	54.8		57.2	47.4
24/08/2024	5:42	54.9		59.6	47.2
24/08/2024	5:47	53.9		57.8	49.3
24/08/2024	5:52	55.9		59.6	46.9
24/08/2024	5:57	53.3		56.4	48.5
24/08/2024	6:02	54.7	55.1	57.0	49.5
24/08/2024	6:07	55.5		59.0	48.1
24/08/2024	6:12	55.9		59.0	50.4
24/08/2024	6:17	56.5		59.8	48.3
24/08/2024	6:22	55.0		58.5	49.3
24/08/2024	6:27	51.5		54.2	45.7
24/08/2024	6:32	54.4	55.0	56.8	50.6
24/08/2024	6:37	54.7		57.8	50.7
24/08/2024	6:42	53.8		57.8	46.8
24/08/2024	6:47	54.9		57.4	49.7
24/08/2024	6:52	56.4		60.5	48.1
24/08/2024	6:57	55.3		57.8	51.2

24/08/2024	23:02	55.4	51.5	59.0	43.1
24/08/2024	23:07	48.2		50.5	43.6
24/08/2024	23:12	49.0		53.2	42.1
24/08/2024	23:17	50.9		53.3	46.7
24/08/2024	23:22	49.7		52.4	45.2
24/08/2024	23:27	51.3		53.1	48.3
24/08/2024	23:32	50.1	49.9	52.8	46.4
24/08/2024	23:37	48.6		50.7	45.9
24/08/2024	23:42	48.6		51.1	42.9
24/08/2024	23:47	52.7		55.5	45.8
24/08/2024	23:52	48.2		51.0	42.8
24/08/2024	23:57	49.5		51.6	46.2
		Mean	55.5		
		Maximum	57.7		
		Minimum	49.9		

Station: CM2

Date	Start Time	Leq (5mins)	Leq (30mins)	L10 (5mins)	L90 (5mins)
25/08/2024	0:02	50.5	49.4	52.9	46.1
25/08/2024	0:07	51.8		53.4	47.0
25/08/2024	0:12	48.3		51.6	43.4
25/08/2024	0:17	48.3		50.4	43.6
25/08/2024	0:22	48.7		52.2	43.4
25/08/2024	0:27	47.2		50.3	42.6
25/08/2024	0:32	50.3	50.0	52.7	46.6
25/08/2024	0:37	50.8		53.9	45.4
25/08/2024	0:42	49.8		52.5	46.9
25/08/2024	0:47	48.9		51.2	45.7
25/08/2024	0:52	50.8		53.1	46.5
25/08/2024	0:57	48.8		50.8	45.4
25/08/2024	1:02	53.9	50.1	54.9	44.2
25/08/2024	1:07	48.2		51.0	42.7
25/08/2024	1:12	47.8		50.4	43.3
25/08/2024	1:17	49.6		53.2	43.8
25/08/2024	1:22	46.8		50.1	43.5
25/08/2024	1:27	50.0		51.9	46.7
25/08/2024	1:32	51.5	50.1	53.9	48.3
25/08/2024	1:37	49.0		51.3	45.6
25/08/2024	1:42	49.4		51.4	46.3
25/08/2024	1:47	49.0		51.8	43.6
25/08/2024	1:52	48.2		50.5	44.8
25/08/2024	1:57	51.9		53.9	48.5
25/08/2024	2:02	48.3	50.1	51.6	43.3
25/08/2024	2:07	52.3		53.4	48.7
25/08/2024	2:12	48.9		51.1	46.9
25/08/2024	2:17	51.2		53.2	46.5
25/08/2024	2:22	50.3		53.0	44.4
25/08/2024	2:27	47.8		49.4	44.8
25/08/2024	2:32	53.7	51.1	55.5	50.2
25/08/2024	2:37	51.4		53.3	45.1
25/08/2024	2:42	50.0		52.6	45.4
25/08/2024	2:47	50.5		52.7	45.5
25/08/2024	2:52	49.5		51.7	46.1
25/08/2024	2:57	50.1		52.9	44.5
25/08/2024	3:02	51.3	50.6	51.7	44.5
25/08/2024	3:07	49.5		52.1	46.3
25/08/2024	3:12	52.0		55.6	47.5
25/08/2024	3:17	49.7		52.6	46.3
25/08/2024	3:22	50.1		52.9	44.3
25/08/2024	3:27	50.3		52.4	47.9
25/08/2024	3:32	50.2	51.6	53.8	43.6
25/08/2024	3:37	51.5		55.5	45.3
25/08/2024	3:42	51.6		53.4	49.4
25/08/2024	3:47	53.6		57.7	46.8
25/08/2024	3:52	51.3		53.2	45.6
25/08/2024	3:57	50.2		52.2	47.6
25/08/2024	4:02	53.5	53.0	56.7	46.4
25/08/2024	4:07	52.7		55.0	48.3
25/08/2024	4:12	49.4		52.9	44.3
25/08/2024	4:17	56.6		57.3	45.0
25/08/2024	4:22	50.9		54.7	43.1
25/08/2024	4:27	51.0		53.6	44.8
25/08/2024	4:32	47.3	48.7	49.7	42.5
25/08/2024	4:37	50.7		53.5	47.4
25/08/2024	4:42	46.5		48.8	42.8
25/08/2024	4:47	47.7		50.9	43.0
25/08/2024	4:52	48.3		51.2	42.7
25/08/2024	4:57	49.9		51.5	43.1
25/08/2024	5:02	46.8	48.6	50.3	41.2
25/08/2024	5:07	48.7		50.7	45.2
25/08/2024	5:12	47.7		50.9	42.1
25/08/2024	5:17	50.6		53.3	45.6
25/08/2024	5:22	48.3		51.0	42.7
25/08/2024	5:27	48.4		51.5	43.4
25/08/2024	5:32	50.5	48.9	52.8	44.6
25/08/2024	5:37	46.1		48.7	42.2
25/08/2024	5:42	49.6		52.0	43.7
25/08/2024	5:47	49.4		51.7	42.4
25/08/2024	5:52	47.6		50.8	41.7
25/08/2024	5:57	48.6		50.9	44.5
25/08/2024	6:02	49.6	49.9	52.0	43.7
25/08/2024	6:07	49.9		52.0	44.3
25/08/2024	6:12	49.6		52.2	46.1
25/08/2024	6:17	50.7		53.1	47.4
25/08/2024	6:22	48.3		50.8	44.1
25/08/2024	6:27	50.6		54.6	43.5
25/08/2024	6:32	49.9	50.8	52.7	44.8
25/08/2024	6:37	46.4		49.1	42.6
25/08/2024	6:42	53.7		56.6	47.7
25/08/2024	6:47	50.5		52.5	44.3
25/08/2024	6:52	52.2		53.2	42.5
25/08/2024	6:57	48.2		50.5	42.2
25/08/2024	23:02	60.6	60.3	63.3	53.2
25/08/2024	23:07	59.2		62.5	52.3
25/08/2024	23:12	61.5		65.4	55.2
25/08/2024	23:17	58.6		62.1	52.2
25/08/2024	23:22	59.7		62.2	53.6
25/08/2024	23:27	61.2		62.7	59.9
25/08/2024	23:32	61.3	63.7	63.6	58.4
25/08/2024	23:37	60.6		62.6	58.9
25/08/2024	23:42	63.0		65.1	60.7
25/08/2024	23:47	66.1		69.4	60.9
25/08/2024	23:52	63.8		67.1	59.6
25/08/2024	23:57	64.8		66.8	62.6
		Mean	51.7		
		Maximum	63.7		
		Minimum	48.6		

Date	Start Time	Leq (5mins)	Leq (30mins)	L10 (5mins)	L90 (5mins)
26/08/2024	0:02	67.4	70.5	69.5	60.8
26/08/2024	0:07	72.6		75.2	68.7
26/08/2024	0:12	70.5		72.8	67.8
26/08/2024	0:17	71.1		72.9	67.5
26/08/2024	0:22	70.4		72.2	67.5
26/08/2024	0:27	69.2		72.8	64.8
26/08/2024	0:32	65.7	67.6	69.4	60.6
26/08/2024	0:37	72.8		75.1	63.9
26/08/2024	0:42	66.4		68.5	61.1
26/08/2024	0:47	62.0		65.2	58.9
26/08/2024	0:52	67.1		70.0	60.9
26/08/2024	0:57	59.5		61.9	56.0
26/08/2024	1:02	65.4	60.8	67.6	54.7
26/08/2024	1:07	58.8		61.6	53.1
26/08/2024	1:12	60.8		64.1	54.0
26/08/2024	1:17	57.3		60.1	52.9
26/08/2024	1:22	58.4		61.1	53.2
26/08/2024	1:27	57.9		61.4	53.2
26/08/2024	1:32	60.5	59.0	63.1	56.2
26/08/2024	1:37	55.5		57.5	52.1
26/08/2024	1:42	58.5		61.9	53.7
26/08/2024	1:47	62.0		66.9	56.3
26/08/2024	1:52	56.8		60.0	52.2
26/08/2024	1:57	57.3		60.8	51.8
26/08/2024	2:02	59.3	58.8	62.6	52.8
26/08/2024	2:07	63.0		66.0	56.6
26/08/2024	2:12	56.2		60.1	52.1
26/08/2024	2:17	56.4		60.7	50.7
26/08/2024	2:22	55.5		59.2	51.8
26/08/2024	2:27	57.4		61.1	51.4
26/08/2024	2:32	60.4	61.0	64.4	53.8
26/08/2024	2:37	61.6		65.1	54.8
26/08/2024	2:42	62.0		64.0	52.2
26/08/2024	2:47	62.5		64.1	54.2
26/08/2024	2:52	59.6		61.9	55.4
26/08/2024	2:57	59.1		63.5	51.1
26/08/2024	3:02	54.6	58.1	56.9	51.0
26/08/2024	3:07	59.6		63.2	51.1
26/08/2024	3:12	55.3		58.5	51.1
26/08/2024	3:17	57.6		60.4	51.8
26/08/2024	3:22	58.3		62.1	51.9
26/08/2024	3:27	60.4		63.2	54.8
26/08/2024	3:32	56.6	57.6	60.8	51.6
26/08/2024	3:37	58.0		60.8	52.3
26/08/2024	3:42	58.5		61.8	51.5
26/08/2024	3:47	59.5		64.3	50.8
26/08/2024	3:52	55.8		59.1	51.2
26/08/2024	3:57	55.8		59.3	51.2
26/08/2024	4:02	58.7	58.4	62.4	51.5
26/08/2024	4:07	55.3		59.3	50.7
26/08/2024	4:12	60.0		63.9	54.2
26/08/2024	4:17	59.6		63.3	53.8
26/08/2024	4:22	58.6		62.1	52.3
26/08/2024	4:27	56.8		61.2	51.1
26/08/2024	4:32	58.2	58.8	61.8	50.9
26/08/2024	4:37	55.4		59.0	50.9
26/08/2024	4:42	59.2		63.0	50.6
26/08/2024	4:47	62.3		66.2	51.1
26/08/2024	4:52	59.1		63.4	51.0
26/08/2024	4:57	52.2		53.2	50.4
26/08/2024	5:02	55.0	59.4	58.5	50.7
26/08/2024	5:07	58.7		61.6	52.0
26/08/2024	5:12	59.2		62.8	51.8
26/08/2024	5:17	59.8		62.8	54.5
26/08/2024	5:22	61.5		66.5	50.9
26/08/2024	5:27	60.0		63.3	50.8
26/08/2024	5:32	57.3	58.8	61.0	50.1
26/08/2024	5:37	57.1		60.1	51.4
26/08/2024	5:42	63.4		66.0	51.6
26/08/2024	5:47	57.5		61.1	51.4
26/08/2024	5:52	52.1		55.5	49.5
26/08/2024	5:57	57.4		61.8	49.7
26/08/2024	6:02	55.6	57.4	57.9	50.6
26/08/2024	6:07	57.0		60.1	50.3
26/08/2024	6:12	53.3		56.8	49.8
26/08/2024	6:17	60.0		63.1	54.9
26/08/2024	6:22	56.6		60.4	50.3
26/08/2024	6:27	58.8		62.4	49.7
26/08/2024	6:32	59.8	59.0	63.2	51.6
26/08/2024	6:37	58.9		63.5	51.6
26/08/2024	6:42	60.5		64.0	51.2
26/08/2024	6:47	56.7		60.7	50.7
26/08/2024	6:52	57.9		60.9	50.8
26/08/2024	6:57	59.3		64.5	51.0
26/08/2024	23:02	60.5	59.3	65.2	50.2
26/08/2024	23:07	59.1		62.5	51.3
26/08/2024	23:12	60.4		64.8	53.3
26/08/2024	23:17	56.1		60.4	49.7
26/08/2024	23:22	58.7		62.9	49.5
26/08/2024	23:27	59.5		63.0	52.9
26/08/2024	23:32	57.9	59.6	60.5	51.1
26/08/2024	23:37	58.4		61.8	49.0
26/08/2024	23:42	58.2		61.7	51.0
26/08/2024	23:47	60.0		64.1	49.1
26/08/2024	23:52	61.7		64.7	53.2
26/08/2024	23:57	60.2		64.6	50.2
		Mean	60.3		
		Maximum	70.5		
		Minimum	57.4		

Station: CM2

Date	Start Time	Leq (5mins)	Leq (30mins)	L10 (5mins)	L90 (5mins)
27/08/2024	0:02	61.4	60.3	65.8	52.0
27/08/2024	0:07	58.6		63.6	49.4
27/08/2024	0:12	59.8		62.6	52.9
27/08/2024	0:17	61.6		64.2	56.5
27/08/2024	0:22	60.1		62.6	50.0
27/08/2024	0:27	59.8		63.8	50.3
27/08/2024	0:32	59.6	62.5	64.7	49.3
27/08/2024	0:37	63.2		66.2	55.4
27/08/2024	0:42	63.1		66.7	54.0
27/08/2024	0:47	62.7		66.3	55.9
27/08/2024	0:52	62.2		65.1	51.0
27/08/2024	0:57	63.0		64.8	56.2
27/08/2024	1:02	61.5	61.9	65.0	52.4
27/08/2024	1:07	64.5		67.1	57.3
27/08/2024	1:12	62.0		67.1	50.4
27/08/2024	1:17	59.2		61.7	54.4
27/08/2024	1:22	60.7		63.9	53.5
27/08/2024	1:27	61.7		65.6	55.3
27/08/2024	1:32	56.7	62.3	60.6	49.9
27/08/2024	1:37	60.7		63.5	56.6
27/08/2024	1:42	62.2		64.9	53.2
27/08/2024	1:47	64.7		69.2	53.7
27/08/2024	1:52	62.6		65.7	52.9
27/08/2024	1:57	63.1		65.9	51.7
27/08/2024	2:02	64.8	62.2	67.7	56.2
27/08/2024	2:07	59.3		64.8	51.6
27/08/2024	2:12	65.2		69.2	54.0
27/08/2024	2:17	60.2		64.0	52.3
27/08/2024	2:22	59.3		62.1	50.5
27/08/2024	2:27	59.6		62.4	53.0
27/08/2024	2:32	56.3	60.5	59.8	48.3
27/08/2024	2:37	61.2		65.7	50.5
27/08/2024	2:42	58.2		61.6	51.1
27/08/2024	2:47	60.7		65.6	52.4
27/08/2024	2:52	62.1		65.4	56.7
27/08/2024	2:57	61.7		65.0	54.2
27/08/2024	3:02	64.9	62.3	69.0	58.2
27/08/2024	3:07	64.1		67.6	52.8
27/08/2024	3:12	61.7		64.7	54.2
27/08/2024	3:17	60.0		63.5	54.3
27/08/2024	3:22	59.5		63.1	51.5
27/08/2024	3:27	60.7		63.3	55.5
27/08/2024	3:32	60.8	61.6	65.2	48.5
27/08/2024	3:37	62.6		65.7	55.9
27/08/2024	3:42	61.3		65.5	53.8
27/08/2024	3:47	59.2		62.0	49.6
27/08/2024	3:52	63.7		67.0	57.0
27/08/2024	3:57	60.6		64.4	51.6
27/08/2024	4:02	63.4	62.2	66.8	52.1
27/08/2024	4:07	61.7		65.7	51.8
27/08/2024	4:12	62.7		65.9	55.2
27/08/2024	4:17	62.6		66.2	56.0
27/08/2024	4:22	63.1		65.9	58.6
27/08/2024	4:27	58.2		61.5	49.4
27/08/2024	4:32	58.1	59.1	61.4	49.8
27/08/2024	4:37	57.5		60.7	50.0
27/08/2024	4:42	59.1		60.1	46.9
27/08/2024	4:47	59.1		61.8	49.0
27/08/2024	4:52	60.3		64.5	52.3
27/08/2024	4:57	59.8		62.6	53.7
27/08/2024	5:02	60.4	61.0	64.7	51.1
27/08/2024	5:07	59.0		61.9	53.6
27/08/2024	5:12	61.4		64.3	55.9
27/08/2024	5:17	62.2		65.6	57.6
27/08/2024	5:22	62.1		63.3	55.8
27/08/2024	5:27	60.3		62.9	54.8
27/08/2024	5:32	55.6	59.9	60.6	46.7
27/08/2024	5:37	59.2		62.9	47.8
27/08/2024	5:42	58.7		62.2	52.7
27/08/2024	5:47	58.2		61.0	52.6
27/08/2024	5:52	63.0		65.9	54.3
27/08/2024	5:57	61.2		63.6	55.0
27/08/2024	6:02	59.0	62.1	62.0	54.2
27/08/2024	6:07	63.9		65.8	60.6
27/08/2024	6:12	63.4		66.6	56.1
27/08/2024	6:17	61.3		64.1	56.0
27/08/2024	6:22	61.3		66.5	53.7
27/08/2024	6:27	61.8		65.1	54.0
27/08/2024	6:32	63.4	64.4	65.8	60.2
27/08/2024	6:37	63.5		66.9	53.9
27/08/2024	6:42	62.2		67.4	49.4
27/08/2024	6:47	67.4		68.9	56.9
27/08/2024	6:52	64.2		67.6	56.8
27/08/2024	6:57	63.7		67.7	53.3

Date	Start Time	Leq (5mins)	Leq (30mins)	L10 (5mins)	L90 (5mins)
27/08/2024	23:02	78.4	74.2	81.0	78.1
27/08/2024	23:07	76.0		80.0	72.4
27/08/2024	23:12	71.0		72.9	69.0
27/08/2024	23:17	72.1		74.0	70.2
27/08/2024	23:22	69.9		72.7	63.0
27/08/2024	23:27	70.2		73.3	63.3
27/08/2024	23:32	70.1	67.8	70.9	63.2
27/08/2024	23:37	65.2		68.3	57.8
27/08/2024	23:42	66.0		68.8	59.8
27/08/2024	23:47	68.5		71.7	62.3
27/08/2024	23:52	66.7		71.0	58.7
27/08/2024	23:57	68.5		71.0	64.0
		Mean	62.8		
		Maximum	74.2		
		Minimum	59.1		

Date	Start Time	Leq (5mins)	Leq (30mins)	L10 (5mins)	L90 (5mins)
28/08/2024	0:02	67.9	68.0	69.1	58.6
28/08/2024	0:07	68.5		71.5	63.2
28/08/2024	0:12	67.1		70.1	61.1
28/08/2024	0:17	66.0		67.9	59.6
28/08/2024	0:22	68.1		71.2	63.8
28/08/2024	0:27	69.4		71.1	63.8
28/08/2024	0:32	67.0	66.3	69.4	61.8
28/08/2024	0:37	67.2		69.2	63.5
28/08/2024	0:42	66.9		70.0	59.0
28/08/2024	0:47	67.3		69.7	63.1
28/08/2024	0:52	63.6		65.5	60.7
28/08/2024	0:57	64.8		67.3	60.9
28/08/2024	1:02	66.7	66.0	67.3	59.3
28/08/2024	1:07	63.9		67.1	58.3
28/08/2024	1:12	66.6		69.3	61.6
28/08/2024	1:17	65.6		68.8	57.1
28/08/2024	1:22	67.3		70.7	60.5
28/08/2024	1:27	64.7		67.2	59.9
28/08/2024	1:32	65.5	68.0	68.7	58.4
28/08/2024	1:37	70.5		71.6	64.1
28/08/2024	1:42	66.9		70.2	61.0
28/08/2024	1:47	67.6		72.5	59.0
28/08/2024	1:52	66.6		68.8	61.2
28/08/2024	1:57	68.8		71.2	62.1
28/08/2024	2:02	65.4	66.0	67.7	60.6
28/08/2024	2:07	66.8		68.8	60.9
28/08/2024	2:12	64.7		68.1	56.5
28/08/2024	2:17	66.0		69.3	60.8
28/08/2024	2:22	66.3		68.1	58.2
28/08/2024	2:27	66.3		68.9	62.6
28/08/2024	2:32	67.7	67.5	70.0	64.1
28/08/2024	2:37	70.7		71.4	59.5
28/08/2024	2:42	66.4		70.4	60.1
28/08/2024	2:47	66.3		70.7	56.3
28/08/2024	2:52	64.9		67.8	58.9
28/08/2024	2:57	66.6		68.7	60.0
28/08/2024	3:02	68.3	67.8	71.2	62.0
28/08/2024	3:07	69.0		71.8	64.3
28/08/2024	3:12	68.0		71.6	61.5
28/08/2024	3:17	66.5		68.3	61.1
28/08/2024	3:22	66.8		67.7	60.2
28/08/2024	3:27	67.7		70.3	63.5
28/08/2024	3:32	67.2	66.9	70.8	61.1
28/08/2024	3:37	67.9		70.4	62.1
28/08/2024	3:42	68.4		71.0	60.9
28/08/2024	3:47	61.5		64.1	54.8
28/08/2024	3:52	64.8		67.9	56.9
28/08/2024	3:57	68.2		69.3	60.7
28/08/2024	4:02	66.7	68.1	70.3	62.0
28/08/2024	4:07	66.2		68.6	63.5
28/08/2024	4:12	70.8		72.3	64.2
28/08/2024	4:17	68.0		72.0	60.9
28/08/2024	4:22	68.8		71.4	62.3
28/08/2024	4:27	66.3		69.3	61.0
28/08/2024	4:32	65.6	66.2	67.8	62.3
28/08/2024	4:37	66.3		69.7	61.5
28/08/2024	4:42	64.0		66.8	59.3
28/08/2024	4:47	65.2		67.4	62.8
28/08/2024	4:52	66.3		69.4	62.1
28/08/2024	4:57	68.3		70.4	61.1
28/08/2024	5:02	67.8	66.7	72.8	60.8
28/08/2024	5:07	68.3		69.0	59.2
28/08/2024	5:12	67.3		69.9	64.0
28/08/2024	5:17	67.2		70.4	62.9
28/08/2024	5:22	63.3		65.5	60.6
28/08/2024	5:27	63.5		66.1	58.0
28/08/2024	5:32	66.4	66.9	68.2	55.7
28/08/2024	5:37	68.2		70.7	59.7
28/08/2024	5:42	65.1		68.4	62.3
28/08/2024	5:47	65.8		70.5	57.2
28/08/2024	5:52	68.5		71.8	62.8
28/08/2024	5:57	66.2		68.6	61.4
28/08/2024	6:02	64.8	67.5	67.5	60.2
28/08/2024	6:07	65.6		68.4	60.0
28/08/2024	6:12	65.5		68.9	61.8
28/08/2024	6:17	71.1		74.5	63.8
28/08/2024	6:22	67.9		69.4	62.1
28/08/2024	6:27	66.2		68.6	61.2
28/08/2024	6:32	66.2	66.4	69.7	59.3
28/08/2024	6:37	68.3		69.5	63.0
28/08/2024	6:42	63.5		67.1	57.7
28/08/2024	6:47	66.2		69.0	62.3
28/08/2024	6:52	65.9		68.5	59.6
28/08/2024	6:57	66.7		70.2	59.7

Date	Start Time	Leq (5mins)	Leq (30mins)	L10 (5mins)	L90 (5mins)
28/08/2024	22:57	65.1	66.7	67.7	62.6
28/08/2024	23:02	68.0		70.9	64.7
28/08/2024	23:07	65.5		68.3	58.6
28/08/2024	23:12	65.3		67.2	60.9
28/08/2024	23:17	68.6		71.0	64.0
28/08/2024	23:22	66.3		69.1	60.8
28/08/2024	23:27	67.3	66.0	70.4	62.3
28/08/2024	23:32	66.1		69.0	59.4
28/08/2024	23:37	66.1		69.1	62.3
28/08/2024	23:42	63.9		67.9	58.8
28/08/2024	23:47	67.7		70.4	64.4
28/08/2024	23:52	63.4		67.1	57.7
		Mean	66.9		
		Maximum	68.1		
		Minimum	66.0		

Station: CM2

Date	Start Time	Leq (5mins)	Leq (30mins)	L10 (5mins)	L90 (5mins)
29/08/2024	0:02	70.9	67.4	72.6	64.2
29/08/2024	0:07	67.9		70.9	60.4
29/08/2024	0:12	66.3		68.4	61.7
29/08/2024	0:17	65.9		66.6	60.3
29/08/2024	0:22	64.6		67.6	60.6
29/08/2024	0:27	65.2		68.0	55.2
29/08/2024	0:32	69.1	66.5	69.9	60.8
29/08/2024	0:37	63.8		66.5	57.5
29/08/2024	0:42	65.0		67.6	56.4
29/08/2024	0:47	68.3		71.5	62.8
29/08/2024	0:52	66.2		69.2	60.8
29/08/2024	0:57	63.6		67.5	57.3
29/08/2024	1:02	64.3	65.0	68.2	55.6
29/08/2024	1:07	66.0		69.0	61.0
29/08/2024	1:12	63.1		65.4	59.9
29/08/2024	1:17	65.2		68.3	61.4
29/08/2024	1:22	64.5		66.1	59.1
29/08/2024	1:27	66.0		67.6	60.6
29/08/2024	1:32	64.7	65.6	66.9	60.0
29/08/2024	1:37	64.0		66.6	61.3
29/08/2024	1:42	66.6		68.1	62.4
29/08/2024	1:47	63.5		67.3	56.7
29/08/2024	1:52	66.7		68.8	62.1
29/08/2024	1:57	66.7		69.7	61.5
29/08/2024	2:02	66.9	65.8	69.4	61.7
29/08/2024	2:07	65.6		68.3	62.8
29/08/2024	2:12	63.6		65.5	60.2
29/08/2024	2:17	66.6		69.2	62.0
29/08/2024	2:22	66.1		69.5	60.7
29/08/2024	2:27	65.2		68.3	58.9
29/08/2024	2:32	62.5	65.2	66.1	55.2
29/08/2024	2:37	64.3		67.4	55.8
29/08/2024	2:42	65.3		68.1	60.3
29/08/2024	2:47	67.1		70.5	59.0
29/08/2024	2:52	65.2		67.7	60.7
29/08/2024	2:57	65.7		67.9	62.0
29/08/2024	3:02	63.0	65.6	65.7	59.8
29/08/2024	3:07	65.0		66.9	61.6
29/08/2024	3:12	65.9		68.3	60.5
29/08/2024	3:17	63.9		66.3	59.9
29/08/2024	3:22	68.0		68.5	58.7
29/08/2024	3:27	65.9		68.7	61.2
29/08/2024	3:32	65.1	67.3	68.7	60.2
29/08/2024	3:37	67.7		70.2	62.6
29/08/2024	3:42	61.8		65.7	56.8
29/08/2024	3:47	67.1		70.5	62.7
29/08/2024	3:52	66.1		67.7	58.7
29/08/2024	3:57	71.0		73.4	59.6
29/08/2024	4:02	65.2	66.3	67.5	62.6
29/08/2024	4:07	67.5		71.9	60.0
29/08/2024	4:12	65.0		66.7	58.6
29/08/2024	4:17	69.3		72.2	60.0
29/08/2024	4:22	59.6		62.6	54.8
29/08/2024	4:27	66.0		67.8	61.8
29/08/2024	4:32	66.8	66.4	70.1	56.4
29/08/2024	4:37	63.6		67.7	54.2
29/08/2024	4:42	63.6		67.7	54.3
29/08/2024	4:47	65.8		69.1	60.7
29/08/2024	4:52	70.2		73.2	65.6
29/08/2024	4:57	64.5		66.7	60.7
29/08/2024	5:02	63.3	67.1	65.4	59.3
29/08/2024	5:07	66.1		69.2	62.2
29/08/2024	5:12	65.0		68.0	58.9
29/08/2024	5:17	66.3		68.4	58.5
29/08/2024	5:22	67.8		71.1	60.9
29/08/2024	5:27	70.4		71.4	58.5
29/08/2024	5:32	81.3	74.4	85.1	69.9
29/08/2024	5:37	71.4		76.3	62.7
29/08/2024	5:42	66.3		69.7	57.8
29/08/2024	5:47	69.1		69.6	56.3
29/08/2024	5:52	63.1		65.9	55.7
29/08/2024	5:57	65.2		69.0	55.2
29/08/2024	6:02	76.3	71.9	78.1	64.0
29/08/2024	6:07	65.8		67.8	61.5
29/08/2024	6:12	63.0		66.2	55.9
29/08/2024	6:17	65.1		69.1	56.5
29/08/2024	6:22	74.9		76.7	54.8
29/08/2024	6:27	70.5		73.0	61.5
29/08/2024	6:32	64.4	66.0	67.3	58.4
29/08/2024	6:37	68.8		71.4	53.0
29/08/2024	6:42	64.4		66.8	59.3
29/08/2024	6:47	63.2		65.2	58.2
29/08/2024	6:52	67.2		70.8	60.2
29/08/2024	6:57	65.3		67.4	63.3

Date	Start Time	Leq (5mins)	Leq (30mins)	L10 (5mins)	L90 (5mins)
29/08/2024	23:02	59.1	60.6	61.8	53.7
29/08/2024	23:07	60.5		62.6	54.5
29/08/2024	23:12	57.7		60.1	52.8
29/08/2024	23:17	63.0		65.3	51.5
29/08/2024	23:22	61.0		63.5	52.7
29/08/2024	23:27	60.6		64.2	51.5
29/08/2024	23:32	60.6	61.4	63.4	54.4
29/08/2024	23:37	62.5		66.0	53.4
29/08/2024	23:42	60.7		63.2	54.2
29/08/2024	23:47	62.5		65.1	57.2
29/08/2024	23:52	61.2		64.4	58.0
29/08/2024	23:57	60.0		62.6	56.4
		Mean	66.4		
		Maximum	74.4		
		Minimum	60.6		

Date	Start Time	Leq (5mins)	Leq (30mins)	L10 (5mins)	L90 (5mins)
30/08/2024	0:02	57.8	59.8	60.7	53.2
30/08/2024	0:07	60.3		63.8	55.4
30/08/2024	0:12	57.9		61.1	50.4
30/08/2024	0:17	62.6		64.7	56.2
30/08/2024	0:22	58.5		62.8	50.9
30/08/2024	0:27	59.7		62.5	56.1
30/08/2024	0:32	61.0	59.3	62.5	58.5
30/08/2024	0:37	59.4		62.3	53.5
30/08/2024	0:42	60.3		63.0	56.7
30/08/2024	0:47	56.6		59.8	51.2
30/08/2024	0:52	57.2		61.6	50.8
30/08/2024	0:57	59.4		62.6	55.2
30/08/2024	1:02	57.6	58.8	60.6	53.1
30/08/2024	1:07	59.0		63.2	52.9
30/08/2024	1:12	56.4		59.5	51.9
30/08/2024	1:17	60.2		62.1	57.0
30/08/2024	1:22	58.0		60.0	54.9
30/08/2024	1:27	60.3		64.3	48.9
30/08/2024	1:32	57.9	56.9	60.2	52.9
30/08/2024	1:37	55.9		58.9	47.2
30/08/2024	1:42	56.8		59.4	52.5
30/08/2024	1:47	56.1		57.6	53.2
30/08/2024	1:52	57.2		59.4	52.5
30/08/2024	1:57	56.9		60.3	50.4
30/08/2024	2:02	55.9	56.3	58.7	47.7
30/08/2024	2:07	55.8		59.3	50.5
30/08/2024	2:12	57.6		60.9	50.2
30/08/2024	2:17	55.5		57.6	47.1
30/08/2024	2:22	56.4		61.1	47.1
30/08/2024	2:27	56.4		59.5	50.2
30/08/2024	2:32	56.3	57.3	59.3	51.2
30/08/2024	2:37	56.8		61.5	46.8
30/08/2024	2:42	57.9		61.6	48.9
30/08/2024	2:47	56.5		59.2	50.3
30/08/2024	2:52	55.5		58.8	46.5
30/08/2024	2:57	59.5		62.1	49.7
30/08/2024	3:02	59.0	57.9	62.3	53.0
30/08/2024	3:07	57.2		61.1	46.2
30/08/2024	3:12	59.6		62.5	51.8
30/08/2024	3:17	57.8		61.5	47.7
30/08/2024	3:22	54.1		56.9	49.0
30/08/2024	3:27	57.7		60.6	51.0
30/08/2024	3:32	57.3	59.3	59.4	52.6
30/08/2024	3:37	58.2		60.4	54.3
30/08/2024	3:42	55.3		57.1	52.0
30/08/2024	3:47	54.7		57.5	49.6
30/08/2024	3:52	58.0		61.0	50.4
30/08/2024	3:57	64.3		65.4	56.9
30/08/2024	4:02	61.2	58.4	65.6	52.4
30/08/2024	4:07	57.2		60.9	50.3
30/08/2024	4:12	58.4		60.8	54.4
30/08/2024	4:17	57.1		60.3	52.1
30/08/2024	4:22	57.4		60.2	54.1
30/08/2024	4:27	57.1		58.2	50.5
30/08/2024	4:32	58.1	58.2	60.9	51.5
30/08/2024	4:37	58.1		60.1	53.3
30/08/2024	4:42	58.8		61.3	50.5
30/08/2024	4:47	57.8		59.9	54.5
30/08/2024	4:52	58.0		60.4	52.4
30/08/2024	4:57	58.3		62.3	48.5
30/08/2024	5:02	58.2	57.8	62.4	53.4
30/08/2024	5:07	57.8		60.6	52.5
30/08/2024	5:12	57.4		60.1	53.4
30/08/2024	5:17	58.3		61.8	52.3
30/08/2024	5:22	57.0		59.2	53.8
30/08/2024	5:27	57.8		61.4	53.1
30/08/2024	5:32	59.7	61.4	61.8	51.7
30/08/2024	5:37	57.7		61.2	51.8
30/08/2024	5:42	66.1		69.1	59.2
30/08/2024	5:47	61.7		65.7	51.6
30/08/2024	5:52	57.9		61.2	52.2
30/08/2024	5:57	57.1		60.4	50.9
30/08/2024	6:02	63.1	59.3	66.5	51.6
30/08/2024	6:07	58.1		59.9	55.0
30/08/2024	6:12	55.5		58.0	51.3
30/08/2024	6:17	55.4		58.3	48.2
30/08/2024	6:22	55.7		58.8	48.4
30/08/2024	6:27	61.4		62.4	51.6
30/08/2024	6:32	57.2	59.7	58.5	49.1
30/08/2024	6:37	56.1		59.2	51.1
30/08/2024	6:42	63.5		63.7	56.1
30/08/2024	6:47	60.5		60.7	52.5
30/08/2024	6:52	59.8		62.9	56.0
30/08/2024	6:57	55.3		57.6	51.4

Date	Start Time	Leq (5mins)	Leq (30mins)	L10 (5mins)	L90 (5mins)
30/08/2024	23:02	54.9	57.0	61.0	52.8
30/08/2024	23:07	59.4		64.8	56.9
30/08/2024	23:12	57.8		64.1	54.8
30/08/2024	23:17	56.6		64.2	53.4
30/08/2024	23:22	56.2		62.3	53.7
30/08/2024	23:27	55.8		62.1	54.1
30/08/2024	23:32	55.5	55.8	61.7	53.5
30/08/2024	23:37	56.2		61.7	53.9
30/08/2024	23:42	56.3		62.7	53.5
30/08/2024	23:47	54.4		60.9	52.3
30/08/2024	23:52	57.2		64.1	54.9
30/08/2024	23:57	54.7		61.9	53.1
		Mean	58.3		
		Maximum	61.4		
		Minimum	55.8		

Station: CM2

Date	Start Time	Leq (5mins)	Leq (30mins)	L10 (5mins)	L90 (5mins)
31/08/2024	0:02	60.3		63.5	52.0
31/08/2024	0:07	60.7		63.3	53.5
31/08/2024	0:12	62.7	60.5	65.7	53.1
31/08/2024	0:17	58.1		62.3	52.3
31/08/2024	0:22	60.4		62.4	53.7
31/08/2024	0:27	59.1		62.0	52.6
31/08/2024	0:32	62.0		64.6	56.6
31/08/2024	0:37	56.3		59.4	52.3
31/08/2024	0:42	62.0	60.5	66.3	56.6
31/08/2024	0:47	61.2		65.4	53.2
31/08/2024	0:52	59.3		62.0	55.1
31/08/2024	0:57	60.0		62.4	55.5
31/08/2024	1:02	65.1		65.7	52.5
31/08/2024	1:07	60.1		63.1	55.2
31/08/2024	1:12	57.5	61.8	60.5	53.0
31/08/2024	1:17	59.6		62.4	53.6
31/08/2024	1:22	63.6		67.2	53.8
31/08/2024	1:27	59.8		64.0	53.1
31/08/2024	1:32	59.3		63.5	53.2
31/08/2024	1:37	57.7		61.7	52.7
31/08/2024	1:42	60.8	60.0	64.7	54.0
31/08/2024	1:47	61.9		65.1	55.5
31/08/2024	1:52	57.3		61.0	52.6
31/08/2024	1:57	61.2		64.1	58.0
31/08/2024	2:02	57.8		59.7	54.0
31/08/2024	2:07	59.3		62.6	53.5
31/08/2024	2:12	58.1	58.7	60.5	52.9
31/08/2024	2:17	57.5		59.6	52.9
31/08/2024	2:22	57.8		60.1	53.8
31/08/2024	2:27	60.8		64.4	54.1
31/08/2024	2:32	56.7		60.7	53.1
31/08/2024	2:37	61.7		64.9	56.7
31/08/2024	2:42	57.7	58.8	60.2	52.7
31/08/2024	2:47	59.6		62.3	52.5
31/08/2024	2:52	56.9		60.4	52.6
31/08/2024	2:57	58.0		60.6	52.4
31/08/2024	3:02	57.4		61.0	52.2
31/08/2024	3:07	59.7		62.8	55.5
31/08/2024	3:12	57.8	58.2	60.7	53.4
31/08/2024	3:17	54.5		57.6	52.2
31/08/2024	3:22	60.6		64.4	52.9
31/08/2024	3:27	56.5		59.4	52.6
31/08/2024	3:32	60.0		62.6	54.8
31/08/2024	3:37	59.7		63.6	52.4
31/08/2024	3:42	59.3	58.8	62.6	54.6
31/08/2024	3:47	57.6		61.3	52.5
31/08/2024	3:52	58.7		62.5	52.3
31/08/2024	3:57	56.5		60.0	52.5
31/08/2024	4:02	59.1		62.7	52.8
31/08/2024	4:07	56.8		60.8	52.2
31/08/2024	4:12	58.4	57.7	62.0	52.0
31/08/2024	4:17	58.9		63.0	52.4
31/08/2024	4:22	56.6		60.4	51.9
31/08/2024	4:27	55.4		58.4	51.9
31/08/2024	4:32	60.9		64.2	53.0
31/08/2024	4:37	59.8		63.2	54.2
31/08/2024	4:42	58.8	60.3	61.7	53.9
31/08/2024	4:47	60.2		63.4	55.0
31/08/2024	4:52	61.3		64.2	55.5
31/08/2024	4:57	60.4		62.9	54.6
31/08/2024	5:02	55.8		58.2	52.7
31/08/2024	5:07	59.2		63.6	52.2
31/08/2024	5:12	60.5	58.9	63.3	51.5
31/08/2024	5:17	56.7		61.8	51.4
31/08/2024	5:22	61.2		64.8	51.4
31/08/2024	5:27	57.1		59.7	52.1
31/08/2024	5:32	60.3		62.3	56.9
31/08/2024	5:37	59.7		63.5	52.9
31/08/2024	5:42	54.6	57.6	57.4	51.7
31/08/2024	5:47	56.0		58.8	52.0
31/08/2024	5:52	54.4		58.4	51.6
31/08/2024	5:57	57.2		59.7	53.7
31/08/2024	6:02	60.2		62.7	56.1
31/08/2024	6:07	56.1		59.1	53.0
31/08/2024	6:12	54.1	59.0	58.4	50.9
31/08/2024	6:17	56.1		59.0	52.3
31/08/2024	6:22	62.2		63.8	56.5
31/08/2024	6:27	59.8		62.1	53.6
31/08/2024	6:32	55.6		58.7	51.9
31/08/2024	6:37	59.3		62.5	54.3
31/08/2024	6:42	58.5	57.7	61.9	52.4
31/08/2024	6:47	55.9		58.2	52.4
31/08/2024	6:52	56.3		59.1	53.0
31/08/2024	6:57	58.8		62.7	52.8
31/08/2024	23:03	57.5		61.1	52.8
31/08/2024	23:08	58.3		62.4	51.5
31/08/2024	23:13	60.1	58.6	63.2	52.9
31/08/2024	23:18	58.8		61.9	50.9
31/08/2024	23:23	59.5		64.4	51.1
31/08/2024	23:28	56.5		60.0	51.6
31/08/2024	23:33	57.5		60.5	51.7
31/08/2024	23:38	55.8		59.3	51.4
31/08/2024	23:43	59.7	58.1	63.0	54.8
31/08/2024	23:48	54.5		57.5	51.1
31/08/2024	23:53	58.8		63.3	52.5
31/08/2024	23:58	59.9		63.2	53.7
		Mean	59.1		
		Maximum	61.8		
		Minimum	57.6		

Date	Start Time	Leq (5mins)	Leq (30mins)	L10 (5mins)	L90 (5mins)
1/09/2024	0:03	62.0		65.3	55.5
1/09/2024	0:08	61.5		65.5	54.1
1/09/2024	0:13	60.2	61.4	63.3	55.2
1/09/2024	0:18	60.3		62.3	57.7
1/09/2024	0:23	62.1		65.4	57.6
1/09/2024	0:28	61.8		64.4	57.9
1/09/2024	0:33	61.2		64.6	58.1
1/09/2024	0:38	62.1		64.9	58.0
1/09/2024	0:43	60.5	61.0	65.2	57.1
1/09/2024	0:48	59.0		60.9	57.1
1/09/2024	0:53	62.4		64.8	56.8
1/09/2024	0:58	59.7		63.4	56.4
1/09/2024	1:03	61.4		63.7	57.3
1/09/2024	1:08	61.0		63.9	57.5
1/09/2024	1:13	69.0	63.8	70.4	57.1
1/09/2024	1:18	62.5		65.3	56.4
1/09/2024	1:23	61.7		65.3	56.8
1/09/2024	1:28	58.0		60.6	56.3
1/09/2024	1:33	58.7		61.2	56.4
1/09/2024	1:38	61.7		64.0	56.5
1/09/2024	1:43	62.6	62.0	65.3	58.0
1/09/2024	1:48	63.4		67.4	57.1
1/09/2024	1:53	63.3		65.8	55.2
1/09/2024	1:58	60.8		63.9	55.6
1/09/2024	2:03	64.1		68.2	56.0
1/09/2024	2:08	63.7		66.3	59.6
1/09/2024	2:13	62.4	62.6	65.7	55.4
1/09/2024	2:18	60.8		64.0	54.8
1/09/2024	2:23	61.6		65.8	55.6
1/09/2024	2:28	62.4		65.5	56.3
1/09/2024	2:33	62.5		65.3	56.6
1/09/2024	2:38	61.3		63.9	56.0
1/09/2024	2:43	62.6	62.3	66.5	56.7
1/09/2024	2:48	61.3		64.6	53.5
1/09/2024	2:53	64.8		68.0	56.1
1/09/2024	2:58	59.7		61.9	55.5
1/09/2024	3:03	60.5		63.6	55.8
1/09/2024	3:08	62.7		65.5	57.6
1/09/2024	3:13	62.9	63.2	66.1	58.4
1/09/2024	3:18	64.4		68.5	55.1
1/09/2024	3:23	65.6		68.4	58.0
1/09/2024	3:28	61.3		65.3	56.0
1/09/2024	3:33	63.1		65.9	56.7
1/09/2024	3:38	63.2		66.9	56.2
1/09/2024	3:43	60.9	62.7	63.5	55.7
1/09/2024	3:48	62.9		66.1	55.2
1/09/2024	3:53	61.1		64.2	54.5
1/09/2024	3:58	64.2		67.6	58.3
1/09/2024	4:03	66.2		67.8	57.1
1/09/2024	4:08	60.1		63.0	53.9
1/09/2024	4:13	60.0	62.1	62.7	55.0
1/09/2024	4:18	61.8		65.2	56.3
1/09/2024	4:23	61.1		64.1	54.9
1/09/2024	4:28	58.8		63.2	53.0
1/09/2024	4:33	63.9		67.9	54.1
1/09/2024	4:38	58.2		60.4	55.1
1/09/2024	4:43	63.4	61.4	66.7	56.0
1/09/2024	4:48	60.4		62.8	55.5
1/09/2024	4:53	59.3		61.9	54.1
1/09/2024	4:58	60.2		63.0	53.6
1/09/2024	5:03	62.0		67.0	51.5
1/09/2024	5:08	59.0		61.9	51.7
1/09/2024	5:13	62.9	61.4	66.7	53.0
1/09/2024	5:18	59.3		63.3	53.5
1/09/2024	5:23	61.7		65.1	54.2
1/09/2024	5:28	61.9		65.2	55.0
1/09/2024	5:33	59.5		61.9	55.0
1/09/2024	5:38	63.7		66.3	59.9
1/09/2024	5:43	59.2	62.1	61.9	56.5
1/09/2024	5:48	62.3		64.8	56.3
1/09/2024	5:53	64.1		67.5	57.3
1/09/2024	5:58	61.5		63.4	57.7
1/09/2024	6:03	63.9		67.0	58.2
1/09/2024	6:08	63.1		66.4	58.2
1/09/2024	6:13	63.7	62.9	67.9	56.2
1/09/2024	6:18	58.6		62.2	55.5
1/09/2024	6:23	63.2		65.7	56.1
1/09/2024	6:28	63.1		66.7	55.5
1/09/2024	6:33	61.2		63.9	56.3
1/09/2024	6:38	61.9		65.6	57.9
1/09/2024	6:43	64.6	62.7	67.5	59.0
1/09/2024	6:48	65.2		67.6	56.9
1/09/2024	6:53	58.8		60.9	55.7
1/09/2024	6:58	61.6		64.1	56.3
1/09/2024	23:03	61.8		66.0	54.3
1/09/2024	23:08	66.1		69.2	61.9
1/09/2024	23:13	68.4	67.2	71.5	61.7
1/09/2024	23:18	67.6		72.0	61.8
1/09/2024	23:23	69.4		71.9	64.8
1/09/2024	23:28	66.7		69.1	61.4
1/09/2024	23:33	75.7		78.2	60.9
1/09/2024	23:38	68.6		70.6	64.4
1/09/2024	23:43	69.1	70.7	71.8	64.5
1/09/2024	23:48	64.6		68.5	56.5
1/09/2024	23:53	67.3		71.6	61.0
1/09/2024	23:58	69.8		72.3	65.2
		Mean	63.1		
		Maximum	70.7		
		Minimum	61.0		

Station: CM2

Date	Start Time	Leq (5mins)	Leq (30mins)	L10 (5mins)	L90 (5mins)
2/09/2024	0:03	67.8	68.7	71.5	62.8
2/09/2024	0:08	68.2		71.6	61.0
2/09/2024	0:13	68.1		70.6	64.0
2/09/2024	0:18	70.7		74.2	63.4
2/09/2024	0:23	67.4		70.9	60.2
2/09/2024	0:28	69.3		74.0	58.4
2/09/2024	0:33	67.6	68.2	70.3	63.0
2/09/2024	0:38	69.0		72.5	60.8
2/09/2024	0:43	68.9		71.6	61.9
2/09/2024	0:48	66.7		71.0	57.9
2/09/2024	0:53	69.4		73.2	58.3
2/09/2024	0:58	66.4		69.2	59.6
2/09/2024	1:03	70.6	67.8	72.5	65.7
2/09/2024	1:08	64.8		69.1	58.5
2/09/2024	1:13	68.8		73.2	58.4
2/09/2024	1:18	66.8		70.3	59.2
2/09/2024	1:23	65.9		68.7	58.6
2/09/2024	1:28	67.5		70.9	63.3
2/09/2024	1:33	66.3	67.2	69.4	60.5
2/09/2024	1:38	65.8		67.9	58.2
2/09/2024	1:43	67.6		69.1	58.4
2/09/2024	1:48	67.8		71.6	57.8
2/09/2024	1:53	68.2		70.9	63.8
2/09/2024	1:58	66.8		70.4	61.9
2/09/2024	2:03	70.7	69.0	74.2	63.6
2/09/2024	2:08	66.3		69.4	60.2
2/09/2024	2:13	64.6		67.6	59.1
2/09/2024	2:18	61.7		65.3	54.7
2/09/2024	2:23	67.5		72.5	54.8
2/09/2024	2:28	73.3		77.1	65.2
2/09/2024	2:33	71.6	70.9	75.1	66.2
2/09/2024	2:38	72.4		73.9	66.2
2/09/2024	2:43	69.0		72.7	63.0
2/09/2024	2:48	72.6		76.4	64.7
2/09/2024	2:53	68.1		71.5	61.0
2/09/2024	2:58	69.4		72.0	60.2
2/09/2024	3:03	68.0	67.3	70.3	62.2
2/09/2024	3:08	64.5		68.0	54.3
2/09/2024	3:13	65.0		69.1	54.9
2/09/2024	3:18	66.1		69.7	56.2
2/09/2024	3:23	64.7		68.2	55.4
2/09/2024	3:28	71.1		74.0	64.2
2/09/2024	3:33	68.4	66.8	70.9	60.9
2/09/2024	3:38	65.1		68.9	59.0
2/09/2024	3:43	67.8		71.0	59.6
2/09/2024	3:48	67.1		69.6	60.7
2/09/2024	3:53	65.9		68.5	61.0
2/09/2024	3:58	65.5		69.9	58.1
2/09/2024	4:03	63.6	67.1	65.8	57.7
2/09/2024	4:08	68.3		71.0	62.1
2/09/2024	4:13	66.3		68.1	61.5
2/09/2024	4:18	69.4		73.5	61.1
2/09/2024	4:23	67.3		70.7	59.7
2/09/2024	4:28	65.2		68.4	58.7
2/09/2024	4:33	61.1	65.7	64.7	55.5
2/09/2024	4:38	66.1		68.9	53.4
2/09/2024	4:43	68.3		70.7	63.1
2/09/2024	4:48	63.5		66.2	58.4
2/09/2024	4:53	65.8		69.1	53.8
2/09/2024	4:58	66.0		69.8	53.8
2/09/2024	5:03	66.2	66.9	68.4	61.8
2/09/2024	5:08	65.1		68.3	57.9
2/09/2024	5:13	71.3		74.4	62.1
2/09/2024	5:18	65.1		68.6	57.7
2/09/2024	5:23	65.3		68.0	59.3
2/09/2024	5:28	63.2		66.7	53.8
2/09/2024	5:33	67.1	66.9	69.6	61.5
2/09/2024	5:38	64.7		68.9	57.0
2/09/2024	5:43	66.6		69.9	54.8
2/09/2024	5:48	65.7		68.8	60.1
2/09/2024	5:53	68.9		72.6	58.2
2/09/2024	5:58	67.3		69.8	62.8
2/09/2024	6:03	65.5	65.5	68.0	60.5
2/09/2024	6:08	64.3		67.6	58.1
2/09/2024	6:13	65.7		70.6	55.1
2/09/2024	6:18	65.9		69.0	60.5
2/09/2024	6:23	66.2		69.0	59.6
2/09/2024	6:28	65.0		68.5	60.0
2/09/2024	6:33	70.0	67.5	74.3	60.4
2/09/2024	6:38	66.7		70.0	61.1
2/09/2024	6:43	65.0		67.0	58.6
2/09/2024	6:48	69.6		70.9	62.5
2/09/2024	6:53	64.9		68.6	60.7
2/09/2024	6:58	65.2		69.6	58.4

Date	Start Time	Leq (5mins)	Leq (30mins)	L10 (5mins)	L90 (5mins)
3/09/2024	0:00	67.2	66.3	69.5	63.0
3/09/2024	0:05	66.4		69.8	58.4
3/09/2024	0:10	66.6		69.9	60.2
3/09/2024	0:15	64.7		67.3	59.2
3/09/2024	0:20	65.7		68.3	60.2
3/09/2024	0:25	66.5		68.7	62.9
3/09/2024	0:30	66.2	66.9	69.4	60.6
3/09/2024	0:35	67.8		70.9	62.9
3/09/2024	0:40	67.8		71.1	58.4
3/09/2024	0:45	64.3		67.2	60.3
3/09/2024	0:50	66.2		69.2	61.0
3/09/2024	0:55	67.8		70.6	60.1
3/09/2024	1:00	66.7	67.3	69.1	63.3
3/09/2024	1:05	68.8		71.8	64.6
3/09/2024	1:10	66.5		67.9	63.6
3/09/2024	1:15	66.2		68.9	61.5
3/09/2024	1:20	67.7		70.9	61.5
3/09/2024	1:25	67.3		70.6	61.4
3/09/2024	1:30	68.0	65.8	71.1	64.5
3/09/2024	1:35	65.8		68.8	61.0
3/09/2024	1:40	63.6		66.1	59.2
3/09/2024	1:45	67.2		70.2	62.0
3/09/2024	1:50	65.5		69.7	55.7
3/09/2024	1:55	62.5		66.1	54.8
3/09/2024	2:00	69.1	69.7	72.2	62.5
3/09/2024	2:05	64.3		66.1	57.5
3/09/2024	2:10	68.8		73.3	62.8
3/09/2024	2:15	68.0		71.4	58.7
3/09/2024	2:20	66.8		69.3	57.8
3/09/2024	2:25	74.3		77.3	62.8
3/09/2024	2:30	66.2	66.6	70.9	58.9
3/09/2024	2:35	67.8		71.4	56.4
3/09/2024	2:40	65.8		69.4	55.3
3/09/2024	2:45	65.7		68.6	60.1
3/09/2024	2:50	66.8		70.3	60.0
3/09/2024	2:55	66.7		70.5	57.6
3/09/2024	3:00	67.1	69.2	70.0	58.3
3/09/2024	3:05	65.4		69.5	58.8
3/09/2024	3:10	71.7		74.5	64.0
3/09/2024	3:15	70.0		73.1	63.8
3/09/2024	3:20	70.0		70.4	61.4
3/09/2024	3:25	68.2		69.6	60.7
3/09/2024	3:30	67.4	69.0	71.0	62.1
3/09/2024	3:35	67.5		69.9	62.4
3/09/2024	3:40	68.9		71.3	62.9
3/09/2024	3:45	71.9		74.5	63.0
3/09/2024	3:50	68.5		70.5	63.7
3/09/2024	3:55	67.7		70.5	58.9
3/09/2024	4:00	70.3	67.7	74.6	58.8
3/09/2024	4:05	65.6		67.7	58.6
3/09/2024	4:10	66.7		69.5	62.2
3/09/2024	4:15	69.3		72.8	61.3
3/09/2024	4:20	65.2		67.7	60.5
3/09/2024	4:25	66.8		70.4	57.5
3/09/2024	4:30	59.9	65.0	62.3	55.8
3/09/2024	4:35	67.6		72.2	57.1
3/09/2024	4:40	65.8		68.9	57.5
3/09/2024	4:45	63.2		67.3	56.6
3/09/2024	4:50	66.0		67.8	63.2
3/09/2024	4:55	63.5		66.4	56.7
3/09/2024	5:00	64.9	66.5	67.5	60.4
3/09/2024	5:05	66.4		68.7	63.0
3/09/2024	5:10	65.4		70.9	55.5
3/09/2024	5:15	69.3		71.4	63.0
3/09/2024	5:20	66.1		68.8	61.0
3/09/2024	5:25	65.1		67.6	58.6
3/09/2024	5:30	62.8	66.5	65.1	57.3
3/09/2024	5:35	67.8		70.6	64.1
3/09/2024	5:40	68.1		70.1	64.7
3/09/2024	5:45	65.9		68.8	62.3
3/09/2024	5:50	66.9		68.7	64.2
3/09/2024	5:55	65.6		67.8	59.7
3/09/2024	6:00	65.2	65.3	67.9	60.5
3/09/2024	6:05	64.4		66.7	59.0
3/09/2024	6:10	65.5		68.1	61.2
3/09/2024	6:15	64.8		68.0	60.1
3/09/2024	6:20	67.4		70.3	59.2
3/09/2024	6:25	63.7		67.5	58.3
3/09/2024	6:30	65.3	64.7	68.1	58.9
3/09/2024	6:35	63.9		66.3	60.4
3/09/2024	6:40	64.7		67.4	59.9
3/09/2024	6:45	63.7		67.2	59.0
3/09/2024	6:50	64.4		67.5	55.6
3/09/2024	6:55	65.6		68.3	60.5

2/09/2024	23:00	71.1	68.5	72.2	59.8
2/09/2024	23:05	64.1		66.6	60.6
2/09/2024	23:10	67.5		69.7	62.5
2/09/2024	23:15	68.8		73.3	61.9
2/09/2024	23:20	69.1		72.2	64.9
2/09/2024	23:25	67.5		72.5	56.9
2/09/2024	23:30	65.5	68.0	68.8	57.2
2/09/2024	23:35	66.4		67.9	63.4
2/09/2024	23:40	66.7		70.6	56.6
2/09/2024	23:45	71.7		72.4	65.6
2/09/2024	23:50	68.7		71.1	62.9
2/09/2024	23:55	64.8		68.2	60.2
		Mean	67.6		
		Maximum	70.9		
		Minimum	65.5		

3/09/2024	23:00	63.7	65.0	66.3	58.1
3/09/2024	23:05	63.9		66.5	59.6
3/09/2024	23:10	66.5		70.0	60.1
3/09/2024	23:15	63.9		66.3	60.0
3/09/2024	23:20	65.6		68.9	58.2
3/09/2024	23:25	65.4		68.2	59.3
3/09/2024	23:30	66.9	71.2	71.1	60.7
3/09/2024	23:35	71.2		74.1	63.1
3/09/2024	23:40	77.1		80.1	67.4
3/09/2024	23:45	66.9		70.0	59.1
3/09/2024	23:50	58.1		61.5	53.9
3/09/2024	23:55	66.1		69.6	60.6
		Mean	67.0		
		Maximum	71.2		
		Minimum	64.7		

Station: CM2

Date	Start Time	Leq (5mins)	Leq (30mins)	L10 (5mins)	L90 (5mins)
4/09/2024	0:00	65.2		67.7	61.2
4/09/2024	0:05	64.1		66.8	57.2
4/09/2024	0:10	68.4	68.0	72.0	62.5
4/09/2024	0:15	65.0		68.2	56.3
4/09/2024	0:20	73.0		73.6	62.2
4/09/2024	0:25	63.0		66.1	53.4
4/09/2024	0:30	66.1		68.6	60.1
4/09/2024	0:35	62.9		65.2	53.8
4/09/2024	0:40	64.6	65.3	67.0	58.3
4/09/2024	0:45	68.0		71.1	62.2
4/09/2024	0:50	64.0		66.6	58.7
4/09/2024	0:55	63.8		67.1	55.3
4/09/2024	1:00	67.3		68.7	61.7
4/09/2024	1:05	64.3		68.2	59.1
4/09/2024	1:10	66.3	65.5	68.8	62.3
4/09/2024	1:15	62.2		64.8	56.1
4/09/2024	1:20	66.2		69.1	59.1
4/09/2024	1:25	64.8		68.5	57.5
4/09/2024	1:30	64.2		67.2	57.3
4/09/2024	1:35	66.2		68.3	62.4
4/09/2024	1:40	64.3	65.1	67.5	57.4
4/09/2024	1:45	65.4		68.2	59.0
4/09/2024	1:50	64.4		66.0	56.5
4/09/2024	1:55	65.6		67.9	61.9
4/09/2024	2:00	62.1		65.3	56.3
4/09/2024	2:05	62.7		66.6	55.7
4/09/2024	2:10	64.1	64.8	67.1	57.4
4/09/2024	2:15	67.2		70.4	62.8
4/09/2024	2:20	66.4		69.2	59.9
4/09/2024	2:25	63.7		67.4	56.0
4/09/2024	2:30	67.4		70.4	62.2
4/09/2024	2:35	61.9		66.3	55.7
4/09/2024	2:40	67.5	66.2	69.0	63.8
4/09/2024	2:45	67.0		70.8	57.3
4/09/2024	2:50	64.5		67.5	57.3
4/09/2024	2:55	66.6		70.6	58.4
4/09/2024	3:00	64.5		67.2	58.8
4/09/2024	3:05	66.8		70.6	58.4
4/09/2024	3:10	66.2	66.0	70.1	59.0
4/09/2024	3:15	66.9		69.8	63.2
4/09/2024	3:20	65.0		68.4	59.4
4/09/2024	3:25	65.9		68.1	58.5
4/09/2024	3:30	66.0		69.3	56.7
4/09/2024	3:35	65.5		67.7	59.5
4/09/2024	3:40	65.3	65.1	68.6	56.3
4/09/2024	3:45	65.4		67.7	61.2
4/09/2024	3:50	64.7		67.3	60.9
4/09/2024	3:55	63.0		67.2	58.3
4/09/2024	4:00	66.2		69.4	61.5
4/09/2024	4:05	66.8		70.5	57.7
4/09/2024	4:10	67.5	66.8	69.5	64.2
4/09/2024	4:15	69.0		71.4	64.9
4/09/2024	4:20	62.2		65.3	56.6
4/09/2024	4:25	66.8		70.0	58.0
4/09/2024	4:30	66.5		69.5	59.5
4/09/2024	4:35	64.9		68.7	59.5
4/09/2024	4:40	65.8	65.7	67.9	62.7
4/09/2024	4:45	66.4		69.2	62.3
4/09/2024	4:50	64.9		68.4	58.5
4/09/2024	4:55	65.6		69.0	59.4
4/09/2024	5:00	66.1		71.2	57.1
4/09/2024	5:05	68.1		70.8	60.7
4/09/2024	5:10	63.5	66.1	66.6	57.8
4/09/2024	5:15	65.6		67.6	59.3
4/09/2024	5:20	65.1		69.5	58.4
4/09/2024	5:25	66.7		69.6	60.3
4/09/2024	5:30	66.8		69.8	60.8
4/09/2024	5:35	62.3		65.0	57.3
4/09/2024	5:40	66.9	66.5	70.2	58.5
4/09/2024	5:45	64.9		68.0	56.3
4/09/2024	5:50	67.8		69.5	64.7
4/09/2024	5:55	67.8		69.7	61.5
4/09/2024	6:00	69.3		70.5	59.7
4/09/2024	6:05	64.0		67.7	56.5
4/09/2024	6:10	63.4	67.3	66.7	57.9
4/09/2024	6:15	68.5		70.6	65.6
4/09/2024	6:20	67.3		69.2	64.3
4/09/2024	6:25	68.2		70.8	58.6
4/09/2024	6:30	62.3		66.7	56.1
4/09/2024	6:35	66.5		70.2	58.5
4/09/2024	6:40	65.1	65.0	68.8	56.3
4/09/2024	6:45	61.2		63.2	56.9
4/09/2024	6:50	66.0		69.7	61.8
4/09/2024	6:55	66.4		69.8	59.7
		66.1	65.9		
		64.2	68.0		
		Minimum	64.8		

Date	Start Time	Leq (5mins)	Leq (30mins)	L10 (5mins)	L90 (5mins)
9/09/2024	23:00	73.3		76.0	65.8
9/09/2024	23:05	72.8		75.9	66.6
9/09/2024	23:10	72.8	72.6	76.1	65.6
9/09/2024	23:15	71.8		75.0	66.0
9/09/2024	23:20	71.9		75.3	65.5
9/09/2024	23:25	72.8		76.1	66.0
9/09/2024	23:30	72.0		75.1	65.1
9/09/2024	23:35	71.4		74.6	65.2
9/09/2024	23:40	71.2	72.2	74.3	65.5
9/09/2024	23:45	72.9		76.0	66.4
9/09/2024	23:50	72.8		76.0	65.6
9/09/2024	23:55	72.5		75.6	64.6
		Mean	72.4		
		Maximum	72.6		
		Minimum	72.2		

Station: CM2

Date	Start Time	Leq (5mins)	Leq (30mins)	L10 (5mins)	L90 (5mins)
10/09/2024	0:00	72.7	72.2	75.3	64.9
10/09/2024	0:05	71.7		75.3	65.5
10/09/2024	0:10	71.9		74.9	65.3
10/09/2024	0:15	72.5		75.4	64.9
10/09/2024	0:20	72.2		75.4	64.8
10/09/2024	0:25	72.2		74.2	64.0
10/09/2024	0:30	70.4	71.5	74.2	64.1
10/09/2024	0:35	71.7		76.1	64.4
10/09/2024	0:40	70.8		73.7	65.8
10/09/2024	0:45	70.9		74.5	64.2
10/09/2024	0:50	72.0		74.4	63.9
10/09/2024	0:55	72.8		76.3	66.2
10/09/2024	1:00	71.0	71.4	72.9	65.9
10/09/2024	1:05	71.8		75.0	65.7
10/09/2024	1:10	72.4		76.0	66.4
10/09/2024	1:15	71.2		74.4	65.1
10/09/2024	1:20	72.3		74.3	63.9
10/09/2024	1:25	68.6		72.0	64.0
10/09/2024	1:30	69.9	70.5	73.4	64.5
10/09/2024	1:35	71.0		74.2	64.6
10/09/2024	1:40	69.6		72.6	64.7
10/09/2024	1:45	72.2		73.3	64.8
10/09/2024	1:50	70.5		72.5	64.8
10/09/2024	1:55	69.1		72.5	64.2
10/09/2024	2:00	69.8	68.7	73.2	64.1
10/09/2024	2:05	68.6		72.6	63.9
10/09/2024	2:10	68.5		71.9	64.1
10/09/2024	2:15	68.6		71.6	63.8
10/09/2024	2:20	69.0		72.6	63.8
10/09/2024	2:25	67.1		70.3	63.7
10/09/2024	2:30	69.8	69.3	73.1	64.0
10/09/2024	2:35	68.8		71.8	63.7
10/09/2024	2:40	68.4		71.3	63.5
10/09/2024	2:45	69.0		72.3	63.7
10/09/2024	2:50	69.9		72.3	63.8
10/09/2024	2:55	69.7		73.0	63.5
10/09/2024	3:00	68.6	68.8	71.2	64.0
10/09/2024	3:05	69.7		72.4	63.4
10/09/2024	3:10	68.0		71.2	63.4
10/09/2024	3:15	67.1		69.8	63.5
10/09/2024	3:20	68.3		71.6	63.9
10/09/2024	3:25	70.2		74.0	63.6
10/09/2024	3:30	70.0	69.0	72.4	63.6
10/09/2024	3:35	69.0		72.4	63.5
10/09/2024	3:40	68.8		71.9	62.9
10/09/2024	3:45	67.8		71.0	63.1
10/09/2024	3:50	67.9		71.3	63.1
10/09/2024	3:55	70.1		72.7	63.5
10/09/2024	4:00	68.5	69.1	71.7	63.7
10/09/2024	4:05	69.4		72.0	64.7
10/09/2024	4:10	69.2		72.4	64.0
10/09/2024	4:15	70.2		73.5	63.8
10/09/2024	4:20	68.6		72.0	63.4
10/09/2024	4:25	68.5		71.6	64.0
10/09/2024	4:30	69.3	69.1	72.8	63.7
10/09/2024	4:35	68.4		71.5	64.1
10/09/2024	4:40	70.3		74.0	63.9
10/09/2024	4:45	69.7		72.7	64.0
10/09/2024	4:50	68.5		72.9	62.2
10/09/2024	4:55	68.2		71.6	61.9
10/09/2024	5:00	68.6	69.7	72.2	62.1
10/09/2024	5:05	68.9		72.7	61.8
10/09/2024	5:10	70.4		73.6	62.0
10/09/2024	5:15	70.6		74.6	62.1
10/09/2024	5:20	69.9		73.8	62.1
10/09/2024	5:25	69.5		73.9	60.8
10/09/2024	5:30	70.7	71.5	74.7	62.1
10/09/2024	5:35	71.7		74.5	62.5
10/09/2024	5:40	70.7		74.3	62.3
10/09/2024	5:45	70.9		74.6	61.6
10/09/2024	5:50	72.8		76.6	65.0
10/09/2024	5:55	71.6		75.0	63.1
10/09/2024	6:00	73.0	74.6	77.1	64.5
10/09/2024	6:05	71.1		74.4	63.6
10/09/2024	6:10	74.9		78.3	67.7
10/09/2024	6:15	76.2		80.2	66.0
10/09/2024	6:20	74.5		77.3	67.4
10/09/2024	6:25	75.9		78.4	66.3
10/09/2024	6:30	74.4	75.5	78.2	65.4
10/09/2024	6:35	75.5		78.8	70.2
10/09/2024	6:40	74.9		77.6	66.5
10/09/2024	6:45	76.6		79.3	68.9
10/09/2024	6:50	76.1		79.3	70.1
10/09/2024	6:55	75.2		77.8	69.6
10/09/2024	23:00	60.7	64.2	61.6	57.4
10/09/2024	23:05	64.0		68.2	57.2
10/09/2024	23:10	63.3		65.2	57.7
10/09/2024	23:15	67.1		70.9	59.3
10/09/2024	23:20	63.5		68.2	58.0
10/09/2024	23:25	64.1		67.4	58.8
10/09/2024	23:30	61.8	63.4	65.1	58.4
10/09/2024	23:35	63.6		66.4	58.9
10/09/2024	23:40	61.3		64.4	58.2
10/09/2024	23:45	63.4		67.1	58.2
10/09/2024	23:50	65.2		70.1	58.0
10/09/2024	23:55	64.0		66.4	59.1
		Mean	69.9		
		Maximum	75.5		
		Minimum	63.4		

Date	Start Time	Leq (5mins)	Leq (30mins)	L10 (5mins)	L90 (5mins)
11/09/2024	0:00	65.6	63.7	69.6	60.5
11/09/2024	0:05	64.9		67.9	59.7
11/09/2024	0:10	63.7		68.6	57.7
11/09/2024	0:15	62.2		66.2	57.7
11/09/2024	0:20	61.8		64.4	57.9
11/09/2024	0:25	62.6		65.1	58.2
11/09/2024	0:30	62.8	64.2	66.4	58.3
11/09/2024	0:35	62.7		65.8	58.0
11/09/2024	0:40	65.8		67.5	58.2
11/09/2024	0:45	63.6		67.2	58.7
11/09/2024	0:50	65.6		68.1	57.5
11/09/2024	0:55	63.7		66.3	59.4
11/09/2024	1:00	63.8	63.6	67.0	57.7
11/09/2024	1:05	60.6		63.2	57.2
11/09/2024	1:10	61.9		64.9	57.2
11/09/2024	1:15	65.4		69.1	58.7
11/09/2024	1:20	63.4		66.9	57.8
11/09/2024	1:25	64.9		68.7	58.0
11/09/2024	1:30	60.6	62.4	63.0	57.6
11/09/2024	1:35	63.7		67.2	60.2
11/09/2024	1:40	62		64.7	58.5
11/09/2024	1:45	63.2		65.5	59.1
11/09/2024	1:50	63.2		66.9	57.6
11/09/2024	1:55	60.5		63.4	57.9
11/09/2024	2:00	62.5	63.1	64.8	57.7
11/09/2024	2:05	61.5		64.1	58.9
11/09/2024	2:10	65.1		68.4	60.6
11/09/2024	2:15	62		64.7	58.6
11/09/2024	2:20	64		66.9	59.0
11/09/2024	2:25	62.4		65.4	58.7
11/09/2024	2:30	65.1	62.8	66.5	59.5
11/09/2024	2:35	61.8		64.0	59.2
11/09/2024	2:40	62.3		66.1	58.4
11/09/2024	2:45	61.1		64.0	58.1
11/09/2024	2:50	61.7		64.5	58.5
11/09/2024	2:55	63.3		66.3	58.2
11/09/2024	3:00	60.8	61.8	62.4	58.2
11/09/2024	3:05	62.5		65.4	58.6
11/09/2024	3:10	61.2		63.9	58.1
11/09/2024	3:15	61		63.5	58.0
11/09/2024	3:20	63.9		67.1	59.2
11/09/2024	3:25	60.4		62.7	58.0
11/09/2024	3:30	65.7	63.0	68.4	59.9
11/09/2024	3:35	60.4		63.1	58.1
11/09/2024	3:40	63.2		65.8	59.0
11/09/2024	3:45	62.5		65.9	58.8
11/09/2024	3:50	62.2		64.7	58.4
11/09/2024	3:55	62.1		64.5	58.7
11/09/2024	4:00	63	62.5	66.2	59.1
11/09/2024	4:05	64.8		67.6	59.0
11/09/2024	4:10	62		64.5	58.7
11/09/2024	4:15	61.4		64.8	58.6
11/09/2024	4:20	62.5		65.2	58.7
11/09/2024	4:25	60.1		62.2	58.4
11/09/2024	4:30	60.4	62.5	62.5	58.7
11/09/2024	4:35	61.6		64.0	58.7
11/09/2024	4:40	58.9		59.9	57.9
11/09/2024	4:45	61.2		63.7	57.8
11/09/2024	4:50	65.3		68.8	58.3
11/09/2024	4:55	64.4		67.3	59.5
11/09/2024	5:00	62.3	62.8	64.8	59.4
11/09/2024	5:05	59.9		60.7	58.6
11/09/2024	5:10	63		66.5	58.9
11/09/2024	5:15	60.2		62.4	59.2
11/09/2024	5:20	62.6		64.8	60.4
11/09/2024	5:25	65.9		69.2	59.9
11/09/2024	5:30	65.6	63.6	70.0	60.3
11/09/2024	5:35	64.2		67.0	59.7
11/09/2024	5:40	63.2		66.6	59.5
11/09/2024	5:45	59.9		61.6	58.3
11/09/2024	5:50	63.3		65.0	59.4
11/09/2024	5:55	63.4		65.4	58.7
11/09/2024	6:00	59.1	62.3	59.3	58.0
11/09/2024	6:05	60.8		64.3	57.6
11/09/2024	6:10	63.7		67.1	59.4
11/09/2024	6:15	63		65.6	59.7
11/09/2024	6:20	63.9		67.3	58.4
11/09/2024	6:25	61.7		64.4	58.3
11/09/2024	6:30	66.6	62.9	69.6	58.0
11/09/2024	6:35	60.7		63.7	58.2
11/09/2024	6:40	62.6		65.0	58.5
11/09/2024	6:45	59.1		60.7	57.5
11/09/2024	6:50	63.2		64.3	57.9
11/09/2024	6:55	60.8		61.6	57.9
		Mean	62.9		
		Maximum	64.2		
		Minimum	61.8		

Summary of Noise Monitoring Results during 23:00 - 07:00 on the next day at CM2	
	Leq (30mins)
Mean	63.0
Maximum	75.5
Minimum	48.6

Note:
1. Data gaps appear starting from the afternoon on 4 September 2024 to the morning on 9 September 2024 during the suspension of monitoring due to the super typhoon Yagi.

Appendix 3-2-3 Baseline Noise Monitoring Data at CM3

Station: CM3

Date	Start Time	Leq (5mins)	Leq (30mins)	L10 (5mins)	L90 (5mins)
23/08/2024	16:02	76.6		80.8	60.6
23/08/2024	16:07	74.8		78.8	60.2
23/08/2024	16:12	74.8	75.5	79.0	60.6
23/08/2024	16:17	74.9		78.6	62.4
23/08/2024	16:22	75.6		79.2	63.2
23/08/2024	16:27	76.1		78.1	66.0
23/08/2024	16:32	75.2		79.7	65.6
23/08/2024	16:37	75.7		79.7	65.4
23/08/2024	16:42	77.7	76.6	81.6	75.6
23/08/2024	16:47	80.6		83.5	67.7
23/08/2024	16:52	72.0		75.2	59.2
23/08/2024	16:57	71.3		75.3	57.2
23/08/2024	17:02	70.2		73.7	60.9
23/08/2024	17:07	70.4		73.9	60.8
23/08/2024	17:12	70.9	70.7	74.6	57.3
23/08/2024	17:17	70.3		74.0	62.7
23/08/2024	17:22	71.3		75.1	59.4
23/08/2024	17:27	70.7		74.3	57.7
23/08/2024	17:32	70.7		73.9	60.6
23/08/2024	17:37	69.4		73.0	54.2
23/08/2024	17:42	70.5	70.5	74.1	57.5
23/08/2024	17:47	71.0		74.6	56.4
23/08/2024	17:52	70.1		74.2	58.1
23/08/2024	17:57	71.2		74.2	60.2
23/08/2024	18:02	70.5		74.2	57.9
23/08/2024	18:07	69.7		73.8	61.7
23/08/2024	18:12	70.3	70.4	74.3	61.2
23/08/2024	18:17	69.0		72.7	61.3
23/08/2024	18:22	72.6		75.3	58.7
23/08/2024	18:27	69.2		72.5	60.4
23/08/2024	18:32	69.3		72.2	60.7
23/08/2024	18:37	71.1		74.0	58.1
23/08/2024	18:42	69.0	69.6	71.8	58.3
23/08/2024	18:47	69.6		73.4	57.3
23/08/2024	18:52	68.6		72.4	58.1
23/08/2024	18:57	69.7		73.7	59.1
		Mean	72.2		
		Maximum	76.6		
		Minimum	69.6		

Date	Start Time	Leq (5mins)	Leq (30mins)	L10 (5mins)	L90 (5mins)
24/08/2024	7:02	72.7		77.2	56.1
24/08/2024	7:07	70.8		75.2	56.4
24/08/2024	7:12	72.2	72.7	75.9	58.4
24/08/2024	7:17	73.0		76.8	56.3
24/08/2024	7:22	73.7		77.4	60.2
24/08/2024	7:27	73.1		76.9	61.3
24/08/2024	7:32	72.5		76.6	58.9
24/08/2024	7:37	71.8		75.6	59.5
24/08/2024	7:42	72.0	73.0	75.6	61.4
24/08/2024	7:47	73.8		77.7	62.3
24/08/2024	7:52	73.9		77.8	60.6
24/08/2024	7:57	73.7		76.9	63.1
24/08/2024	8:02	71.7		76.0	55.4
24/08/2024	8:07	72.5		77.1	58.2
24/08/2024	8:12	73.5	72.6	78.0	60.5
24/08/2024	8:17	72.6		76.4	60.1
24/08/2024	8:22	72.4		76.4	58.7
24/08/2024	8:27	72.6		76.1	59.2
24/08/2024	8:32	72.6		76.4	59.3
24/08/2024	8:37	73.3		76.4	62.6
24/08/2024	8:42	73.6	73.0	77.7	58.4
24/08/2024	8:47	72.8		76.5	61.8
24/08/2024	8:52	73.1		76.3	59.8
24/08/2024	8:57	72.4		76.2	58.7
24/08/2024	9:02	73.4		77.3	58.0
24/08/2024	9:07	72.3		76.4	59.0
24/08/2024	9:12	73.1	73.3	76.9	59.9
24/08/2024	9:17	73.4		77.3	62.4
24/08/2024	9:22	74.0		77.4	60.0
24/08/2024	9:27	73.6		77.2	62.9
24/08/2024	9:32	73.1		77.6	59.2
24/08/2024	9:37	71.2		74.9	56.6
24/08/2024	9:42	72.4	72.8	76.2	61.8
24/08/2024	9:47	73.7		78.1	59.0
24/08/2024	9:52	72.9		76.7	59.5
24/08/2024	9:57	73.1		77.2	59.8
24/08/2024	10:02	72.7		76.6	59.4
24/08/2024	10:07	72.5		76.5	60.2
24/08/2024	10:12	73.3	72.8	77.6	59.8
24/08/2024	10:17	72.5		75.9	60.4
24/08/2024	10:22	72.5		76.2	60.7
24/08/2024	10:27	73.0		76.8	57.8
24/08/2024	10:32	73.8		77.5	62.2
24/08/2024	10:37	74.4		77.9	63.5
24/08/2024	10:42	72.5	72.8	76.4	56.6
24/08/2024	10:47	72.5		75.8	60.2
24/08/2024	10:52	71.7		75.1	57.4
24/08/2024	10:57	71.1		74.7	59.9
24/08/2024	11:02	72.8		76.5	59.8
24/08/2024	11:07	71.3		75.1	58.7
24/08/2024	11:12	71.6	72.7	75.5	56.0
24/08/2024	11:17	73.0		76.5	59.6
24/08/2024	11:22	73.7		78.0	62.8
24/08/2024	11:27	73.2		76.8	63.9
24/08/2024	11:32	72.1		76.5	56.9
24/08/2024	11:37	73.2		76.5	60.0
24/08/2024	11:42	74.0	73.2	78.0	63.1
24/08/2024	11:47	72.8		76.5	59.5
24/08/2024	11:52	72.7		75.8	58.9
24/08/2024	11:57	74.0		77.4	61.4
24/08/2024	12:02	72.8		76.1	59.1
24/08/2024	12:07	72.2		76.5	53.8
24/08/2024	12:12	73.1	72.7	76.3	59.1
24/08/2024	12:17	72.6		76.3	60.1
24/08/2024	12:22	72.8		76.4	59.1
24/08/2024	12:27	72.6		76.5	59.3
24/08/2024	12:32	72.1		75.8	57.6
24/08/2024	12:37	74.6		76.4	61.5
24/08/2024	12:42	73.4	73.1	77.2	59.7
24/08/2024	12:47	72.8		76.7	60.7
24/08/2024	12:52	72.8		76.2	62.1
24/08/2024	12:57	72.6		76.1	59.4
24/08/2024	13:02	73.5		77.3	62.0
24/08/2024	13:07	72.7		75.8	61.2
24/08/2024	13:12	72.3	72.9	76.1	61.1
24/08/2024	13:17	72.7		76.0	59.5
24/08/2024	13:22	73.1		76.8	59.9
24/08/2024	13:27	72.9		76.4	56.7
24/08/2024	13:32	73.1		77.2	60.4
24/08/2024	13:37	72.1		76.3	58.0
24/08/2024	13:42	72.5	72.5	76.1	59.0
24/08/2024	13:47	71.3		74.9	60.8
24/08/2024	13:52	73.2		76.8	61.2
24/08/2024	13:57	72.5		76.3	61.1
24/08/2024	14:02	74.0		76.7	60.5
24/08/2024	14:07	71.8		76.2	59.7
24/08/2024	14:12	71.5	72.2	75.0	58.0
24/08/2024	14:17	72.0		75.9	60.3
24/08/2024	14:22	70.8		74.9	60.0
24/08/2024	14:27	72.4		75.8	60.8
24/08/2024	14:32	72.2		75.5	57.5
24/08/2024	14:37	71.1		75.0	59.3
24/08/2024	14:42	71.8	71.9	75.5	59.3
24/08/2024	14:47	71.4		75.3	55.7
24/08/2024	14:52	73.0		76.7	58.4
24/08/2024	14:57	71.8		75.8	55.7
24/08/2024	15:02	72.2		75.4	58.2
24/08/2024	15:07	72.2		75.4	57.1
24/08/2024	15:12	71.0	71.8	74.8	55.9
24/08/2024	15:17	72.8		76.7	61.0
24/08/2024	15:22	71.4		75.3	55.9
24/08/2024	15:27	70.7		73.9	57.8
24/08/2024	15:32	71.9		74.9	60.8
24/08/2024	15:37	72.1		76.5	58.2
24/08/2024	15:42	70.2	72.2	74.5	56.1
24/08/2024	15:47	70.5		74.1	58.3
24/08/2024	15:52	75.2		75.3	54.9
24/08/2024	15:57	70.8		74.4	59.4
24/08/2024	16:02	71.5		74.9	59.7
24/08/2024	16:07	72.4		76.5	61.9
24/08/2024	16:12	70.1	71.4	74.0	51.9
24/08/2024	16:17	70.5		74.3	57.7
24/08/2024	16:22	72.1		75.5	60.5
24/08/2024	16:27	71.3		75.0	58.6
24/08/2024	16:32	71.3		74.4	58.9
24/08/2024	16:37	70.9		74.6	60.3
24/08/2024	16:42	70.9	71.1	74.4	58.6
24/08/2024	16:47	70.7		74.6	59.8
24/08/2024	16:52	71.2		75.5	60.9
24/08/2024	16:57	71.3		75.0	59.0
24/08/2024	17:02	71.9		74.3	61.9
24/08/2024	17:07	70.0		73.5	59.1
24/08/2024	17:12	71.2	71.7	75.3	57.8
24/08/2024	17:17	73.9		76.3	59.0
24/08/2024	17:22	70.3		74.9	58.2
24/08/2024	17:27	71.8		75.0	57.1
24/08/2024	17:32	70.5		74.3	56.8
24/08/2024	17:37	70.5		73.7	59.4
24/08/2024	17:42	73.6	71.8	74.6	58.0
24/08/2024	17:47	73.9		76.7	58.4
24/08/2024	17:52	70.1		73.8	59.2
24/08/2024	17:57	70.2		73.8	59.6
24/08/2024	18:02	69.8		73.6	55.5
24/08/2024	18:07	70.0		73.7	58.0
24/08/2024	18:12	70.0	70.1	74.0	59.2
24/08/2024	18:17	70.0		73.3	61.4
24/08/2024	18:22	70.1		73.8	57.9
24/08/2024	18:27	70.5		74.6	60.9
24/08/2024	18:32	69.7		74.1	58.4
24/08/2024	18:37	69.2		72.7	53.4
24/08/2024	18:42	70.3	69.4	73.0	58.1
24/08/2024	18:47	70.2		73.9	57.8
24/08/2024	18:52	67.5		70.8	53.4
24/08/2024	18:57	68.7		73.2	54.0
		Mean	72.2		
		Maximum	73.3		
		Minimum	69.4		

Station: CM3

Date	Start Time	Leq (5mins)	Leq (30mins)	L10 (5mins)	L90 (5mins)
25/08/2024	7:02	67.2		71.9	50.6
25/08/2024	7:07	68.8		73.0	51.1
25/08/2024	7:12	69.0	68.8	72.1	55.6
25/08/2024	7:17	69.6		74.2	54.9
25/08/2024	7:22	68.1		72.4	54.5
25/08/2024	7:27	69.8		74.1	52.3
25/08/2024	7:32	68.8		73.3	54.3
25/08/2024	7:37	70.0		73.7	54.0
25/08/2024	7:42	68.3	69.4	72.8	53.8
25/08/2024	7:47	68.8		73.1	52.8
25/08/2024	7:52	70.3		73.9	54.6
25/08/2024	7:57	69.6		74.5	52.5
25/08/2024	8:02	70.0		74.2	52.9
25/08/2024	8:07	70.9		73.9	52.9
25/08/2024	8:12	69.3	72.6	73.2	55.6
25/08/2024	8:17	70.4		74.6	52.8
25/08/2024	8:22	77.4		78.3	57.8
25/08/2024	8:27	71.0		75.5	55.3
25/08/2024	8:32	68.8		73.0	55.0
25/08/2024	8:37	69.7		74.4	53.2
25/08/2024	8:42	71.5	70.5	74.7	56.4
25/08/2024	8:47	71.9		74.6	55.4
25/08/2024	8:52	70.6		74.5	56.1
25/08/2024	8:57	69.4		73.7	57.5
25/08/2024	9:02	70.1		74.4	54.0
25/08/2024	9:07	70.2		74.7	56.0
25/08/2024	9:12	68.3	70.3	72.2	50.9
25/08/2024	9:17	72.3		74.2	58.4
25/08/2024	9:22	70.0		74.5	56.9
25/08/2024	9:27	70.0		74.0	55.7
25/08/2024	9:32	69.1		72.5	55.2
25/08/2024	9:37	70.7		74.3	53.2
25/08/2024	9:42	70.5	69.8	74.7	55.7
25/08/2024	9:47	69.0		73.5	54.9
25/08/2024	9:52	69.5		73.5	57.1
25/08/2024	9:57	69.6		73.5	55.9
25/08/2024	10:02	68.7		73.1	54.9
25/08/2024	10:07	68.8		73.5	51.2
25/08/2024	10:12	68.6	69.7	73.5	50.5
25/08/2024	10:17	70.5		73.6	56.5
25/08/2024	10:22	70.5		74.2	56.7
25/08/2024	10:27	70.3		74.5	54.9
25/08/2024	10:32	70.4		74.0	56.2
25/08/2024	10:37	70.9		75.0	53.6
25/08/2024	10:42	70.3	70.2	74.2	55.9
25/08/2024	10:47	69.2		73.6	53.8
25/08/2024	10:52	70.4		74.6	57.0
25/08/2024	10:57	69.8		72.8	59.1
25/08/2024	11:02	69.7		73.9	56.0
25/08/2024	11:07	71.1		75.0	58.8
25/08/2024	11:12	69.1	69.8	73.6	57.8
25/08/2024	11:17	69.8		73.4	57.5
25/08/2024	11:22	69.3		73.5	56.7
25/08/2024	11:27	69.8		73.6	55.4
25/08/2024	11:32	71.6		74.7	56.2
25/08/2024	11:37	70.8		73.8	58.0
25/08/2024	11:42	69.5	70.1	73.4	57.6
25/08/2024	11:47	68.6		73.1	57.2
25/08/2024	11:52	70.0		74.3	55.0
25/08/2024	11:57	69.4		74.1	51.1
25/08/2024	12:02	68.2		72.4	52.7
25/08/2024	12:07	69.4		72.4	57.1
25/08/2024	12:12	69.7	69.2	74.0	56.2
25/08/2024	12:17	70.3		74.2	56.5
25/08/2024	12:22	67.9		71.6	52.9
25/08/2024	12:27	69.5		73.2	57.3
25/08/2024	12:32	70.1		74.2	57.2
25/08/2024	12:37	70.0		72.8	56.9
25/08/2024	12:42	69.7	69.7	74.1	54.9
25/08/2024	12:47	69.1		72.8	59.6
25/08/2024	12:52	70.3		73.8	60.1
25/08/2024	12:57	68.8		72.9	55.9
25/08/2024	13:02	69.0		73.0	54.2
25/08/2024	13:07	70.1		74.0	59.8
25/08/2024	13:12	70.2	69.6	73.5	57.0
25/08/2024	13:17	69.6		73.6	55.3
25/08/2024	13:22	68.9		73.1	56.4
25/08/2024	13:27	69.6		73.8	56.4
25/08/2024	13:32	69.2		72.7	59.0
25/08/2024	13:37	69.1		72.8	53.4
25/08/2024	13:42	69.2	69.5	72.8	57.7
25/08/2024	13:47	71.5		72.7	55.4
25/08/2024	13:52	68.7		72.2	54.4
25/08/2024	13:57	68.7		72.3	54.5
25/08/2024	14:02	69.6		73.4	57.3
25/08/2024	14:07	69.9		73.3	52.4
25/08/2024	14:12	71.1	69.8	74.9	59.1
25/08/2024	14:17	68.6		72.6	55.9
25/08/2024	14:22	69.6		72.9	58.3
25/08/2024	14:27	69.5		73.5	57.6
25/08/2024	14:32	70.4		74.2	55.3
25/08/2024	14:37	68.2		72.6	52.6
25/08/2024	14:42	67.7	69.0	72.4	53.5
25/08/2024	14:47	68.9		73.0	53.4
25/08/2024	14:52	67.6		71.8	52.6
25/08/2024	14:57	70.3		74.8	52.8
25/08/2024	15:02	69.6		73.3	57.2
25/08/2024	15:07	69.0		73.2	56.4
25/08/2024	15:12	68.2	69.2	73.0	52.8
25/08/2024	15:17	68.5		72.1	55.2
25/08/2024	15:22	68.5		73.2	49.1
25/08/2024	15:27	70.8		74.1	59.0
25/08/2024	15:32	69.9		74.0	53.6
25/08/2024	15:37	68.4		72.3	57.4
25/08/2024	15:42	69.0	69.1	72.7	58.6
25/08/2024	15:47	69.5		73.0	52.7
25/08/2024	15:52	69.5		73.4	52.7
25/08/2024	15:57	67.6		72.4	50.7
25/08/2024	16:02	68.4		72.9	56.2
25/08/2024	16:07	70.0		74.1	55.7
25/08/2024	16:12	69.0	69.5	73.1	52.2
25/08/2024	16:17	71.7		73.0	52.9
25/08/2024	16:22	68.4		72.1	54.5
25/08/2024	16:27	68.6		72.8	56.1
25/08/2024	16:32	68.7		73.0	57.9
25/08/2024	16:37	67.9		72.3	56.0
25/08/2024	16:42	69.5	68.8	73.9	57.6
25/08/2024	16:47	68.5		73.1	55.3
25/08/2024	16:52	67.7		71.9	53.9
25/08/2024	16:57	70.1		74.1	54.6
25/08/2024	17:02	68.0		72.3	52.3
25/08/2024	17:07	67.9		71.9	54.1
25/08/2024	17:12	70.3	69.1	74.4	59.1
25/08/2024	17:17	70.3		73.6	52.8
25/08/2024	17:22	68.5		73.3	54.4
25/08/2024	17:27	68.6		72.9	53.3
25/08/2024	17:32	67.5		71.7	53.4
25/08/2024	17:37	68.1		72.3	56.5
25/08/2024	17:42	69.6	68.6	73.0	51.3
25/08/2024	17:47	68.9		73.5	56.0
25/08/2024	17:52	68.6		72.9	57.0
25/08/2024	17:57	68.7		72.5	58.4
25/08/2024	18:02	68.8		72.6	56.7
25/08/2024	18:07	67.9		72.6	56.7
25/08/2024	18:12	67.5	68.5	72.1	56.1
25/08/2024	18:17	69.3		72.9	55.6
25/08/2024	18:22	68.9		73.2	54.6
25/08/2024	18:27	68.5		72.1	56.1
25/08/2024	18:32	67.4		72.4	54.2
25/08/2024	18:37	71.5		72.2	55.0
25/08/2024	18:42	67.7	68.7	71.7	53.6
25/08/2024	18:47	67.4		71.7	50.9
25/08/2024	18:52	67.6		72.0	53.0
25/08/2024	18:57	68.9		72.8	50.3
		Mean	69.6		
		Maximum	72.6		
		Minimum	68.5		

Date	Start Time	Leq (5mins)	Leq (30mins)	L10 (5mins)	L90 (5mins)
26/08/2024	7:02	71.9		75.7	59.0
26/08/2024	7:07	71.3		74.6	58.3
26/08/2024	7:12	71.3	72.1	75.2	58.8
26/08/2024	7:17	72.9		76.6	61.6
26/08/2024	7:22	72.1		75.7	60.1
26/08/2024	7:27	72.9		76.3	61.5
26/08/2024	7:32	72.2		75.8	60.7
26/08/2024	7:37	73.0		76.0	64.9
26/08/2024	7:42	71.5	72.2	75.4	58.8
26/08/2024	7:47	71.6		75.0	61.6
26/08/2024	7:52	72.4		76.0	62.7
26/08/2024	7:57	72.5		76.1	62.7
26/08/2024	8:02	71.9		75.9	60.3
26/08/2024	8:07	72.9		77.4	58.0
26/08/2024	8:12	71.9	72.2	75.9	60.3
26/08/2024	8:17	71.4		75.5	54.8
26/08/2024	8:22	72.9		76.7	60.9
26/08/2024	8:27	72.1		76.3	53.4
26/08/2024	8:32	72.1		76.0	61.2
26/08/2024	8:37	72.9		76.7	60.2
26/08/2024	8:42	71.7	72.6	75.6	62.8
26/08/2024	8:47	73.9		77.5	62.5
26/08/2024	8:52	72.2		75.8	59.9
26/08/2024	8:57	72.2		75.8	61.9
26/08/2024	9:02	72.6		76.5	59.8
26/08/2024	9:07	71.8		75.9	60.6
26/08/2024	9:12	72.9	72.4	76.7	61.2
26/08/2024	9:17	72.2		75.9	59.1
26/08/2024	9:22	72.0		75.9	55.5
26/08/2024	9:27	72.9		75.6	60.7
26/08/2024	9:32	72.6		76.4	61.0
26/08/2024	9:37	72.3		75.7	58.1
26/08/2024	9:42	71.9	72.0	75.4	60.0
26/08/2024	9:47	72.2		77.1	55.2
26/08/2024	9:52	72.0		76.2	57.1
26/08/2024	9:57	70.9		74.5	56.6
26/08/2024	10:02	71.0		75.6	58.3
26/08/2024	10:07	70.3		74.2	56.2
26/08/2024	10:12	70.7	71.4	74.4	57.6
26/08/2024	10:17	71.7		75.8	60.4
26/08/2024	10:22	71.4		75.3	53.7
26/08/2024	10:27	72.8		76.4	61.1
26/08/2024	10:32	71.0		75.1	57.9
26/08/2024	10:37	72.8		76.5	57.0
26/08/2024	10:42	72.0	71.8	75.7	59.6
26/08/2024	10:47	71.6		75.3	59.8
26/08/2024	10:52	71.9		75.7	59.6
26/08/2024	10:57	71.0		74.8	57.2
26/08/2024	11:02	72.4		76.6	57.8
26/08/2024	11:07	71.1		75.2	55.9
26/08/2024	11:12	71.5	71.9	74.4	57.5
26/08/2024	11:17	72.1		76.3	56.5
26/08/2024	11:22	71.9		75.8	55.7
26/08/2024	11:27	72.3		75.3	59.3
26/08/2024	11:32	71.4		75.1	60.5
26/08/2024	11:37	71.4		75.2	60.6
26/08/2024	11:42	70.7	71.2	74.4	56.9
26/08/2024	11:47	70.9		74.4	60.3
26/08/2024	11:52	72.7		77.2	59.8
26/08/2024	11:57	69.8		73.5	59.4
26/08/2024	12:02	71.0		75.3	55.3
26/08/2024	12:07	72.4		76.9	54.7
26/08/2024	12:12	72.3	72.0	75.6	58.6
26/08/2024	12:17	71.2		75.6	57.6
26/08/2024	12:22	73.7		77.5	59.9
26/08/2024	12:27	70.2		74.7	55.4
26/08/2024	12:32	71.8		76.4	54.9
26/08/2024	12:37	72.2		76.3	58.0
26/08/2024	12:42	70.6	72.0	74.3	53.7
26/08/2024	12:47	71.1		74.6	60.2
26/08/2024	12:52	71.6		75.7	58.0
26/08/2024	12:57	74.0		77.1	61.8
26/08/2024	13:02	71.3		75.1	54.3
26/08/2024	13:07	72.3		76.7	57.5
26/08/2024	13:12	71.9	71.8	75.9	59.0
26/08/2024	13:17	72.1		75.7	57.3
26/08/2024	13:22	70.5		74.7	56.4
26/08/2024	13:27	72.4		76.2	59.5
26/08/2024	13:32	70.8		74.2	59.5
26/08/2024	13:37	71.7		76.0	57.6
26/08/2024	13:42	71.6	71.7	75.0	59.0
26/08/2024	13:47	73.2		75.8	59.8
26/08/2024	13:52	70.7		74.6	54.9
26/08/2024	13:57	71.8		75.9	61.6
26/08/2024	14:02	72.0		75.8	60.4
26/08/2024	14:07	71.6		75.4	57.5
26/08/2024	14:12	71.2	71.9	74.8	56.0
26/08/2024	14:17	71.2		74.5	61.2
26/08/2024	14:22	72.1		75.7	60.1
26/08/2024	14:27	72.9		76.8	58.7
26/08/2024	14:32	72.7		76.4	60.4
26/08/2024	14:37	71.5		75.6	55.5
26/08/2024	14:42	70.5	71.6	74.3	57.0
26/08/2024	14:47	70.0		73.9	58.1
26/08/2024	14:52	71.2		74.9	57.9
26/08/2024	14:57	73.0		76.1	67.5
26/08/2024	15:02	73.4		76.4	67.5
26/08/2024	15:07	72.9		76.4	61.6
26/08/2024	15:12	70.0	72.1	73.9	55.0
26/08/2024	15:17	72.4		76.7	59.2
26/08/2024	15:22	71.9		75.6	58.1
26/08/2024	15:27	71.4		75.0	57.7
26/08/2024	15:32	71.8		75.4	56.9
26/08/2024	15:37	71.0		74.0	61.6
26/08/2024	15:42	70.9	71.2	74.1	59.6
26/08/2024	15:47	70.9		74.5	58.9
26/08/2024	15:52	71.3		75.1	59.4
26/08/2024	15:57	71.1		75.2	59.1
26/08/2024	16:02	72.1		75.3	57.9
26/08/2024	16:07	70.4		73.9	58.5
26/08/2024	16:12	71.8	72.4	74.9	58.5
26/08/2024	16:17	71.9		75.4	62.9
26/08/2024	16:22	71.9		75.5	62.1
26/08/2024	16:27	74.8		75.8	61.2
26/08/2024	16:32	71.1		74.9	60.9
26/08/2024	16:37	71.3		74.8	58.9
26/08/2024	16:42	71.8	71.8	75.8	58.4
26/08/2024	16:47	73.2		75.4	59.0
26/08/2024	16:52	71.8		75.0	60.9
26/08/2024	16:57	71.5		75.3	55.3
26/08/2024	17:02	70.6		75.0	55.9
26/08/2024	17:07	71.0		75.1	57.6
26/08/2024	17:12	77.3	72.7	78.6	62.5
26/08/2024	17:17	70.7		74.5	60.3
26/08/2024	17:22	71.3		74.8	54.4
26/08/2024	17:27	69.9		73.6	60.0
26/08/2024	17:32	70.7		73.9	59.3
26/08/2024	17:37	69.9		73.6	58.7
26/08/2024	17:42	68.5	69.6	71.8	55.8
26/08/2024	17:47	68.8		72.2	59.7
26/08/2024	17:52	69.2		73.4	58.3
26/08/2024	17:57	69.9		73.9	54.3
26/08/2024	18:02	69.6		73.6	57.8
26/08/2024	18:07	69.9		73.8	61.5
26/08/2024	18:12	69.1	69.9	73.0	59.2
26/08/2024	18:17	71.3		74.2	61.3
26/08/2024	18:22	69.1		72.7	61.4
26/08/2024	18:27	70.1		73.2	59.5
26/08/2024	18:32	67.1		71.0	56.2
26/08/2024	18:37	68.1		72.4	55.7
26/08/2024	18:42	72.9	69.6	73.3	57.7
26/08/2024	18:47	69.0		73.1	57.3
26/08/2024	18:52	69.2		73.0	56.8
26/08/2024	18:57	68.5		72.3	59.3
		Mean	71.7		
		Maximum	72.7		
		Minimum	69.6		

Station: CM3

Date	Start Time	Leq (5mins)	Leq (30mins)	L10 (5mins)	L90 (5mins)
27/08/2024	7:02	71.6		75.2	60.2
27/08/2024	7:07	72.2		75.5	61.0
27/08/2024	7:12	72.6	72.2	75.9	62.0
27/08/2024	7:17	72.2		76.0	61.4
27/08/2024	7:22	72.9		76.6	59.6
27/08/2024	7:27	71.8		75.2	60.9
27/08/2024	7:32	72.4		76.3	61.4
27/08/2024	7:37	72.7		76.1	61.5
27/08/2024	7:42	72.2	72.2	76.2	58.2
27/08/2024	7:47	70.7		73.9	60.5
27/08/2024	7:52	72.9		77.0	61.1
27/08/2024	7:57	72.1		75.9	58.8
27/08/2024	8:02	72.1		75.9	57.5
27/08/2024	8:07	72.8		76.7	59.3
27/08/2024	8:12	72.0	72.1	75.3	60.7
27/08/2024	8:17	73.6		76.4	59.4
27/08/2024	8:22	71.3		75.0	58.1
27/08/2024	8:27	70.0		74.3	57.4
27/08/2024	8:32	72.6		76.7	57.4
27/08/2024	8:37	73.6		77.1	58.9
27/08/2024	8:42	72.0	73.0	75.7	57.3
27/08/2024	8:47	74.1		77.3	60.1
27/08/2024	8:52	72.3		75.9	58.3
27/08/2024	8:57	73.2		76.9	57.9
27/08/2024	9:02	72.4		76.1	57.2
27/08/2024	9:07	72.4		76.3	59.7
27/08/2024	9:12	72.3	72.4	76.4	60.7
27/08/2024	9:17	72.9		76.6	62.0
27/08/2024	9:22	71.9		75.8	57.8
27/08/2024	9:27	72.4		76.2	59.7
27/08/2024	9:32	71.8		75.9	59.1
27/08/2024	9:37	70.9		74.8	56.4
27/08/2024	9:42	71.2	71.4	75.3	53.7
27/08/2024	9:47	72.3		76.6	59.2
27/08/2024	9:52	71.1		75.2	56.9
27/08/2024	9:57	70.9		75.0	56.9
27/08/2024	10:02	72.5		76.2	55.8
27/08/2024	10:07	71.4		75.3	55.6
27/08/2024	10:12	71.6	72.0	75.5	54.7
27/08/2024	10:17	71.3		74.6	60.4
27/08/2024	10:22	73.3		75.9	59.2
27/08/2024	10:27	71.2		75.1	57.8
27/08/2024	10:32	72.5		76.6	58.5
27/08/2024	10:37	72.0		75.2	59.6
27/08/2024	10:42	73.9	72.4	76.9	62.3
27/08/2024	10:47	72.2		75.9	60.5
27/08/2024	10:52	70.4		73.9	59.4
27/08/2024	10:57	72.8		75.9	54.9
27/08/2024	11:02	73.2		75.1	59.6
27/08/2024	11:07	72.0		75.6	58.5
27/08/2024	11:12	70.5	72.4	74.3	58.6
27/08/2024	11:17	72.6		75.9	59.2
27/08/2024	11:22	72.5		75.8	61.5
27/08/2024	11:27	73.1		77.0	62.3
27/08/2024	11:32	70.5		74.1	57.2
27/08/2024	11:37	71.1		74.9	55.0
27/08/2024	11:42	71.3	71.5	75.1	56.5
27/08/2024	11:47	71.6		75.0	58.3
27/08/2024	11:52	72.3		75.8	57.6
27/08/2024	11:57	72.0		76.8	57.0
27/08/2024	12:02	71.2		74.5	58.3
27/08/2024	12:07	72.5		76.9	59.9
27/08/2024	12:12	72.0	71.6	76.5	61.0
27/08/2024	12:17	70.7		74.9	57.4
27/08/2024	12:22	70.8		74.2	56.9
27/08/2024	12:27	72.2		76.3	53.8
27/08/2024	12:32	71.1		75.6	57.4
27/08/2024	12:37	71.9		75.9	59.4
27/08/2024	12:42	71.5	71.9	74.9	57.8
27/08/2024	12:47	73.1		77.2	56.8
27/08/2024	12:52	71.7		75.0	59.5
27/08/2024	12:57	71.9		76.0	54.9
27/08/2024	13:02	71.6		75.8	57.9
27/08/2024	13:07	72.8		76.7	59.0
27/08/2024	13:12	72.1	72.0	75.9	57.6
27/08/2024	13:17	72.9		76.5	62.9
27/08/2024	13:22	71.3		75.0	57.1
27/08/2024	13:27	71.2		75.0	56.7
27/08/2024	13:32	70.9		75.1	55.2
27/08/2024	13:37	72.2		75.5	62.0
27/08/2024	13:42	73.1	71.9	76.9	57.8
27/08/2024	13:47	70.0		73.8	60.5
27/08/2024	13:52	72.4		76.4	61.2
27/08/2024	13:57	72.2		76.4	61.3
27/08/2024	14:02	72.2		76.1	57.4
27/08/2024	14:07	72.4		75.8	55.3
27/08/2024	14:12	72.3	72.3	76.2	60.6
27/08/2024	14:17	72.1		75.6	63.2
27/08/2024	14:22	72.6		75.8	59.6
27/08/2024	14:27	72.1		75.9	53.3
27/08/2024	14:32	73.2		76.0	59.3
27/08/2024	14:37	72.2		76.2	54.0
27/08/2024	14:42	71.2	72.1	75.2	56.3
27/08/2024	14:47	72.0		75.8	61.9
27/08/2024	14:52	72.3		75.9	58.3
27/08/2024	14:57	71.7		75.4	59.9
27/08/2024	15:02	71.8		76.0	55.6
27/08/2024	15:07	72.7		76.1	54.9
27/08/2024	15:12	72.6	72.2	76.5	59.0
27/08/2024	15:17	73.0		76.7	58.2
27/08/2024	15:22	70.9		74.6	56.5
27/08/2024	15:27	71.6		75.3	56.0
27/08/2024	15:32	71.9		76.0	58.6
27/08/2024	15:37	72.5		75.1	60.6
27/08/2024	15:42	69.9	72.1	73.5	57.9
27/08/2024	15:47	72.6		76.3	58.1
27/08/2024	15:52	72.6		76.6	60.6
27/08/2024	15:57	72.4		75.8	56.4
27/08/2024	16:02	71.1		74.9	56.6
27/08/2024	16:07	71.0		74.9	57.4
27/08/2024	16:12	71.7	72.0	75.1	57.4
27/08/2024	16:17	73.1		76.9	58.1
27/08/2024	16:22	71.8		75.2	58.1
27/08/2024	16:27	72.6		74.6	55.9
27/08/2024	16:32	71.2		74.9	56.9
27/08/2024	16:37	71.4		74.8	57.8
27/08/2024	16:42	70.2	73.9	73.8	59.6
27/08/2024	16:47	79.1		80.7	59.3
27/08/2024	16:52	71.5		75.3	60.7
27/08/2024	16:57	71.7		75.2	60.6
27/08/2024	17:02	72.2		75.5	60.5
27/08/2024	17:07	70.3		73.6	57.1
27/08/2024	17:12	70.9	71.2	74.7	59.5
27/08/2024	17:17	70.4		74.4	58.5
27/08/2024	17:22	71.4		75.0	59.2
27/08/2024	17:27	71.6		75.1	61.7
27/08/2024	17:32	70.5		73.9	57.4
27/08/2024	17:37	71.0		74.3	60.4
27/08/2024	17:42	71.3	70.9	74.9	61.9
27/08/2024	17:47	70.0		74.3	58.5
27/08/2024	17:52	70.0		74.0	54.9
27/08/2024	17:57	72.0		74.6	60.6
27/08/2024	18:02	71.3		75.1	62.0
27/08/2024	18:07	69.9		73.7	58.9
27/08/2024	18:12	72.4	70.7	75.3	57.7
27/08/2024	18:17	69.5		73.6	57.4
27/08/2024	18:22	70.3		73.7	59.1
27/08/2024	18:27	70.1		73.7	58.3
27/08/2024	18:32	68.6		73.0	59.9
27/08/2024	18:37	70.2		74.0	60.0
27/08/2024	18:42	71.1	69.9	74.2	59.4
27/08/2024	18:47	70.3		72.9	53.9
27/08/2024	18:52	69.6		74.0	57.4
27/08/2024	18:57	69.0		73.0	57.1
		Mean	71.9		
		Maximum	73.9		
		Minimum	69.9		

Date	Start Time	Leq (5mins)	Leq (30mins)	L10 (5mins)	L90 (5mins)
28/08/2024	7:02	72.4		76.5	57.7
28/08/2024	7:07	73.1		76.0	62.5
28/08/2024	7:12	72.1	72.9	76.3	59.9
28/08/2024	7:17	73.2		76.5	63.0
28/08/2024	7:22	72.9		76.9	60.3
28/08/2024	7:27	73.5		76.5	63.4
28/08/2024	7:32	72.4		75.9	58.9
28/08/2024	7:37	71.8		75.1	60.5
28/08/2024	7:42	72.4	72.6	76.2	59.6
28/08/2024	7:47	73.0		77.3	58.8
28/08/2024	7:52	72.3		76.2	60.4
28/08/2024	7:57	73.5		77.0	60.1
28/08/2024	8:02	71.2		74.8	57.3
28/08/2024	8:07	70.3		73.5	59.9
28/08/2024	8:12	71.9	70.5	75.2	59.7
28/08/2024	8:17	70.0		73.0	63.4
28/08/2024	8:22	70.0		73.2	63.4
28/08/2024	8:27	68.8		71.9	61.9
28/08/2024	8:32	71.1		75.2	59.5
28/08/2024	8:37	72.3		76.1	62.0
28/08/2024	8:42	72.1	72.6	76.6	57.6
28/08/2024	8:47	71.5		75.4	60.0
28/08/2024	8:52	72.4		75.9	63.6
28/08/2024	8:57	74.9		75.7	62.2
28/08/2024	9:02	72.6		76.5	60.2
28/08/2024	9:07	73.3		76.7	60.0
28/08/2024	9:12	75.8	73.4	76.6	57.7
28/08/2024	9:17	73.3		76.9	60.0
28/08/2024	9:22	72.6		76.4	63.2
28/08/2024	9:27	71.4		75.7	60.0
28/08/2024	9:32	72.6		76.2	58.2
28/08/2024	9:37	73.1		77.2	62.2
28/08/2024	9:42	72.2	72.2	76.1	57.8
28/08/2024	9:47	72.0		75.8	56.0
28/08/2024	9:52	71.9		75.7	58.0
28/08/2024	9:57	71.5		74.3	58.5
28/08/2024	10:02	72.6		76.9	55.1
28/08/2024	10:07	72.7		76.5	60.9
28/08/2024	10:12	71.6	72.3	75.2	57.1
28/08/2024	10:17	72.3		75.8	58.5
28/08/2024	10:22	72.3		76.2	55.2
28/08/2024	10:27	72.3		75.8	60.7
28/08/2024	10:32	72.2		76.3	58.0
28/08/2024	10:37	72.7		76.4	60.9
28/08/2024	10:42	72.3	72.8	76.3	57.9
28/08/2024	10:47	72.8		76.3	67.1
28/08/2024	10:52	72.5		75.5	67.3
28/08/2024	10:57	73.8		77.0	67.5
28/08/2024	11:02	73.0		76.7	66.6
28/08/2024	11:07	71.6		75.7	60.7
28/08/2024	11:12	71.6	72.1	75.6	59.7
28/08/2024	11:17	72.5		76.8	58.8
28/08/2024	11:22	72.0		76.1	58.2
28/08/2024	11:27	72.0		76.1	57.2
28/08/2024	11:32	72.2		75.8	60.3
28/08/2024	11:37	72.4		76.5	60.0
28/08/2024	11:42	71.4	71.9	75.5	57.9
28/08/2024	11:47	70.7		74.4	56.5
28/08/2024	11:52	72.5		77.1	58.4
28/08/2024	11:57	72.1		76.1	57.8
28/08/2024	12:02	72.0		75.8	57.8
28/08/2024	12:07	71.9		75.5	59.2
28/08/2024	12:12	71.1	72.0	74.6	56.0
28/08/2024	12:17	73.1		77.0	61.2
28/08/2024	12:22	72.2		75.5	60.3
28/08/2024	12:27	71.5		74.9	60.2
28/08/2024	12:32	72.5		75.6	61.2
28/08/2024	12:37	72.4		75.8	57.7
28/08/2024	12:42	72.0	72.5	76.2	59.3
28/08/2024	12:47	72.7		76.1	60.1
28/08/2024	12:52	72.1		75.2	59.0
28/08/2024	12:57	73.1		77.1	60.0
28/08/2024	13:02	72.6		76.2	58.8
28/08/2024	13:07	72.3		76.0	61.1
28/08/2024	13:12	72.5	72.2	76.7	54.4
28/08/2024	13:17	71.8		75.3	57.8
28/08/2024	13:22	72.5		76.5	55.1
28/08/2024	13:27	71.6		75.5	61.0
28/08/2024	13:32	72.6		76.1	57.9
28/08/2024	13:37	72.1		76.4	56.3
28/08/2024	13:42	72.7	72.2	76.6	59.1
28/08/2024	13:47	72.8		76.1	59.8
28/08/2024	13:52	70.3		74.2	57.8
28/08/2024	13:57	72.3		76.4	59.1
28/08/2024	14:02	71.5		75.1	56.6
28/08/2024	14:07	71.1		74.5	61.1
28/08/2024	14:12	72.4	71.9	76.1	58.4
28/08/2024	14:17	70.8		74.5	52.1
28/08/2024	14:22	72.2		76.4	60.3
28/08/2024	14:27	72.9		77.5	56.7
28/08/2024	14:32	72.1		75.5	59.8
28/08/2024	14:37	69.5		73.1	52.9
28/08/2024	14:42	71.9	71.6	75.5	59.7
28/08/2024	14:47	73.0		77.5	55.6
28/08/2024	14:52	71.5		75.7	57.8
28/08/2024	14:57	71.1		75.0	59.4
28/08/2024	15:02	71.7		75.4	62.4
28/08/2024	15:07	72.3		76.0	60.9
28/08/2024	15:12	72.2	71.7	74.6	58.2
28/08/2024	15:17	71.8		75.6	58.4
28/08/2024	15:22	71.6		75.6	61.9
28/08/2024	15:27	70.4		74.0	59.9
28/08/2024	15:32	69.9		73.4	59.2
28/08/2024	15:37	70.9		74.5	61.6
28/08/2024	15:42	71.7	70.8	75.1	57.9
28/08/2024	15:47	70.7		74.7	58.2
28/08/2024	15:52	70.4		74.5	56.7
28/08/2024	15:57	71.0		74.5	60.2
28/08/2024	16:02	70.6		74.2	59.1
28/08/2024	16:07	70.4		74.3	61.1
28/08/2024	16:12	71.2	72.3	74.4	61.4
28/08/2024	16:17	71.5		75.0	62.1
28/08/2024	16:22	73.3		75.1	64.9
28/08/2024	16:27	74.8		77.3	68.0
28/08/2024	16:32	74.8		78.0	68.7
28/08/2024	16:37	75.8		78.9	70.2
28/08/2024	16:42	73.3	73.7	76.8	66.4
28/08/2024	16:47	72.2		75.9	61.5
28/08/2024	16:52	72.9		76.4	61.9
28/08/2024	16:57	71.9		75.8	61.3
28/08/2024	17:02	72.2		75.6	64.7
28/08/2024	17:07	72.6		76.3	61.7
28/08/2024	17:12	71.8	71.6	75.0	60.4
28/08/2024	17:17	71.7		74.8	61.9
28/08/2024	17:22	70.2		73.4	59.9
28/08/2024	17:27	70.9		74.0	63.0
28/08/2024	17:32	70.3		74.1	61.6
28/08/2024	17:37	70.4		74.0	60.5
28/08/2024	17:42	71.1	71.0	74.9	59.7
28/08/2024	17:47	71.5		75.8	60.1
28/08/2024	17:52	72.0		75.6	62.2
28/08/2024	17:57	70.1		74.3	58.7
28/08/2024	18:02	70.3		74.1	60.7
28/08/2024	18:07	69.6		73.6	56.8
28/08/2024	18:12	70.7	70.4	74.3	57.7
28/08/2024	18:17	71.8		74.6	62.6
28/08/2024	18:22	69.7		73.8	59.1
28/08/2024	18:27	69.8		74.0	56.1
28/08/2024	18:32	71.3		73.8	54.0
28/08/2024	18:37	68.3		73.0	57.1
28/08/2024	18:42	66.7	69.0	70.8	55.0
28/08/2024	18:47	69.4		73.7	57.7
28/08/2024	18:52	68.7		73.5	55.8
28/08/2024	18:57	68.4		72.7	57.6
		Mean	71.9		
		Maximum	73.7		
		Minimum	69.0		

Station: CM3

Date	Start Time	Leq (5mins)	Leq (30mins)	L10 (5mins)	L90 (5mins)
29/08/2024	7:02	72.2		75.8	59.7
29/08/2024	7:07	72.7		76.3	56.2
29/08/2024	7:12	73.1	72.1	76.5	58.4
29/08/2024	7:17	72.4		75.4	62.5
29/08/2024	7:22	71.1		75.2	55.8
29/08/2024	7:27	70.8		74.6	58.2
29/08/2024	7:32	73.0		76.8	64.4
29/08/2024	7:37	72.7		76.2	60.3
29/08/2024	7:42	71.6	72.4	75.6	59.5
29/08/2024	7:47	71.7		75.4	55.4
29/08/2024	7:52	73.0		76.7	58.8
29/08/2024	7:57	72.3		75.9	63.3
29/08/2024	8:02	73.1		76.9	62.0
29/08/2024	8:07	72.3		76.4	60.1
29/08/2024	8:12	72.5	72.3	76.1	61.0
29/08/2024	8:17	72.7		76.7	58.9
29/08/2024	8:22	71.6		75.8	55.6
29/08/2024	8:27	71.5		75.5	58.6
29/08/2024	8:32	73.2		76.5	61.7
29/08/2024	8:37	72.3		76.0	61.0
29/08/2024	8:42	72.3	72.4	75.8	58.8
29/08/2024	8:47	71.5		75.5	58.4
29/08/2024	8:52	72.6		76.5	58.8
29/08/2024	8:57	72.6		76.3	60.6
29/08/2024	9:02	71.4		75.6	56.6
29/08/2024	9:07	72.4		76.0	58.0
29/08/2024	9:12	72.5	71.8	76.8	57.5
29/08/2024	9:17	69.8		73.9	56.8
29/08/2024	9:22	72.0		76.1	56.4
29/08/2024	9:27	72.2		75.8	59.0
29/08/2024	9:32	72.6		76.5	60.5
29/08/2024	9:37	71.9		75.7	59.0
29/08/2024	9:42	72.2	72.0	76.0	59.7
29/08/2024	9:47	71.4		75.6	55.6
29/08/2024	9:52	72.1		76.1	54.8
29/08/2024	9:57	71.7		75.4	58.0
29/08/2024	10:02	71.9		75.7	58.3
29/08/2024	10:07	71.8		75.9	60.2
29/08/2024	10:12	70.4	71.7	74.8	55.3
29/08/2024	10:17	72.0		76.1	58.0
29/08/2024	10:22	72.0		75.4	59.2
29/08/2024	10:27	71.8		76.5	55.9
29/08/2024	10:32	72.9		76.7	61.6
29/08/2024	10:37	72.2		75.9	54.2
29/08/2024	10:42	72.0	72.1	75.7	61.6
29/08/2024	10:47	70.7		74.7	56.1
29/08/2024	10:52	72.1		75.9	60.5
29/08/2024	10:57	72.3		75.7	62.2
29/08/2024	11:02	71.8		76.3	59.5
29/08/2024	11:07	72.0		76.0	57.0
29/08/2024	11:12	71.9	71.8	75.7	54.8
29/08/2024	11:17	72.6		77.0	57.7
29/08/2024	11:22	71.9		75.9	58.1
29/08/2024	11:27	70.6		74.0	52.3
29/08/2024	11:32	71.8		76.2	55.5
29/08/2024	11:37	71.6		75.6	59.1
29/08/2024	11:42	72.2	72.0	75.9	61.2
29/08/2024	11:47	72.1		75.4	56.9
29/08/2024	11:52	72.5		76.8	60.8
29/08/2024	11:57	71.5		75.6	54.8
29/08/2024	12:02	72.8		76.2	58.1
29/08/2024	12:07	70.9		74.9	58.9
29/08/2024	12:12	71.7	71.7	76.0	54.3
29/08/2024	12:17	71.5		75.6	60.2
29/08/2024	12:22	71.2		75.0	60.5
29/08/2024	12:27	72.0		76.1	56.3
29/08/2024	12:32	71.6		76.1	58.2
29/08/2024	12:37	72.4		76.5	55.4
29/08/2024	12:42	70.3	71.7	73.9	56.0
29/08/2024	12:47	71.9		75.7	59.3
29/08/2024	12:52	71.3		74.7	58.0
29/08/2024	12:57	72.2		76.2	55.1
29/08/2024	13:02	71.6		75.4	57.2
29/08/2024	13:07	72.3		76.0	57.1
29/08/2024	13:12	71.3	71.7	74.9	58.7
29/08/2024	13:17	71.8		75.5	52.6
29/08/2024	13:22	71.1		74.7	53.5
29/08/2024	13:27	71.8		75.9	57.0
29/08/2024	13:32	71.7		75.5	58.6
29/08/2024	13:37	70.7		74.8	55.3
29/08/2024	13:42	70.7	71.4	74.6	58.8
29/08/2024	13:47	71.5		75.1	56.1
29/08/2024	13:52	72.3		75.9	57.6
29/08/2024	13:57	71.4		75.0	57.3
29/08/2024	14:02	71.0		75.1	56.2
29/08/2024	14:07	70.2		75.1	52.9
29/08/2024	14:12	71.0	71.3	75.2	56.9
29/08/2024	14:17	72.8		76.3	56.7
29/08/2024	14:22	70.2		74.1	58.0
29/08/2024	14:27	71.8		76.2	58.5
29/08/2024	14:32	71.6		75.3	54.1
29/08/2024	14:37	71.3		74.5	55.5
29/08/2024	14:42	70.8	71.4	73.9	56.2
29/08/2024	14:47	71.0		75.9	56.9
29/08/2024	14:52	72.1		75.9	57.3
29/08/2024	14:57	71.3		75.7	57.5
29/08/2024	15:02	71.8		75.5	59.7
29/08/2024	15:07	70.1		74.5	54.7
29/08/2024	15:12	71.4	71.2	75.7	59.8
29/08/2024	15:17	71.3		75.1	58.4
29/08/2024	15:22	71.2		75.2	59.6
29/08/2024	15:27	71.1		74.3	55.5
29/08/2024	15:32	71.3		74.4	57.9
29/08/2024	15:37	71.0		75.1	55.0
29/08/2024	15:42	70.8	71.2	74.6	61.2
29/08/2024	15:47	70.9		74.7	58.5
29/08/2024	15:52	72.1		75.9	61.6
29/08/2024	15:57	70.9		75.0	59.5
29/08/2024	16:02	70.9		74.3	55.8
29/08/2024	16:07	71.7		75.2	59.4
29/08/2024	16:12	70.3	71.0	74.1	60.1
29/08/2024	16:17	71.2		74.7	59.2
29/08/2024	16:22	70.6		74.5	59.8
29/08/2024	16:27	71.3		74.8	55.3
29/08/2024	16:32	70.6		73.6	56.9
29/08/2024	16:37	71.5		74.7	55.8
29/08/2024	16:42	71.0	71.3	74.5	56.9
29/08/2024	16:47	72.1		75.2	60.4
29/08/2024	16:52	71.7		74.9	59.9
29/08/2024	16:57	70.5		75.1	58.3
29/08/2024	17:02	70.7		74.4	60.6
29/08/2024	17:07	70.8		74.6	58.6
29/08/2024	17:12	70.3	70.5	73.8	54.9
29/08/2024	17:17	70.6		74.6	56.3
29/08/2024	17:22	70.8		73.7	53.3
29/08/2024	17:27	69.6		73.9	55.4
29/08/2024	17:32	70.8		73.9	63.1
29/08/2024	17:37	70.5		73.7	61.9
29/08/2024	17:42	70.1	70.2	73.5	61.2
29/08/2024	17:47	70.5		74.5	55.8
29/08/2024	17:52	69.4		73.7	54.4
29/08/2024	17:57	69.7		73.3	58.4
29/08/2024	18:02	70.6		74.0	61.9
29/08/2024	18:07	74.5		74.8	59.8
29/08/2024	18:12	70.0	71.5	73.4	59.0
29/08/2024	18:17	70.0		73.4	59.8
29/08/2024	18:22	71.1		73.3	53.3
29/08/2024	18:27	71.0		73.5	58.1
29/08/2024	18:32	71.1		74.0	59.5
29/08/2024	18:37	68.7		73.2	54.1
29/08/2024	18:42	69.6	70.1	73.9	58.5
29/08/2024	18:47	69.9		73.7	56.3
29/08/2024	18:52	68.6		72.4	60.8
29/08/2024	18:57	71.8		75.0	66.4
		Mean	71.5		
		Maximum	72.4		
		Minimum	70.1		

Date	Start Time	Leq (5mins)	Leq (30mins)	L10 (5mins)	L90 (5mins)
30/08/2024	7:02	72.9		76.5	61.9
30/08/2024	7:07	73.1		76.7	61.6
30/08/2024	7:12	73.3	72.9	76.9	63.0
30/08/2024	7:17	73.1		77.3	60.2
30/08/2024	7:22	72.9		76.6	62.7
30/08/2024	7:27	72.2		75.6	59.3
30/08/2024	7:32	70.6		73.4	60.8
30/08/2024	7:37	72.6		76.1	61.2
30/08/2024	7:42	73.7	74.8	77.3	59.6
30/08/2024	7:47	73.1		76.3	63.6
30/08/2024	7:52	71.9		75.4	59.8
30/08/2024	7:57	79.7		80.1	59.5
30/08/2024	8:02	73.4		75.2	63.0
30/08/2024	8:07	71.4		74.7	62.2
30/08/2024	8:12	70.0	71.4	73.3	64.4
30/08/2024	8:17	71.2		74.9	61.3
30/08/2024	8:22	71.3		74.8	62.5
30/08/2024	8:27	70.3		73.9	59.6
30/08/2024	8:32	73.2		76.7	61.7
30/08/2024	8:37	72.9		77.0	54.5
30/08/2024	8:42	73.3	72.7	77.1	61.2
30/08/2024	8:47	72.8		76.8	63.2
30/08/2024	8:52	72.1		75.6	63.5
30/08/2024	8:57	71.8		75.6	59.1
30/08/2024	9:02	73.1		77.0	60.6
30/08/2024	9:07	73.7		77.1	56.9
30/08/2024	9:14	73.0	72.5	76.7	61.8
30/08/2024	9:19	72.0		75.0	59.3
30/08/2024	9:24	70.9		74.7	58.4
30/08/2024	9:29	71.7		75.6	55.9
30/08/2024	9:34	72.8		76.9	60.5
30/08/2024	9:39	72.3		75.5	53.6
30/08/2024	9:44	71.4	72.6	75.6	56.7
30/08/2024	9:49	72.8		77.0	58.8
30/08/2024	9:54	72.7		76.2	57.3
30/08/2024	9:59	73.6		77.3	60.7
30/08/2024	10:04	71.4		75.0	57.2
30/08/2024	10:09	71.8		76.0	60.8
30/08/2024	10:14	72.0	72.0	75.6	60.3
30/08/2024	10:19	71.5		75.0	56.7
30/08/2024	10:24	72.6		75.8	64.1
30/08/2024	10:29	72.3		74.7	68.4
30/08/2024	10:34	73.3		75.1	67.9
30/08/2024	10:39	73.5		77.1	67.6
30/08/2024	10:44	72.2	72.4	75.6	62.5
30/08/2024	10:49	71.9		75.8	60.3
30/08/2024	10:54	72.3		75.2	57.7
30/08/2024	10:59	70.9		74.4	58.1
30/08/2024	11:04	72.1		75.9	57.8
30/08/2024	11:09	72.0		75.7	57.6
30/08/2024	11:14	71.9	72.2	75.0	61.6
30/08/2024	11:19	72.3		75.1	58.4
30/08/2024	11:24	72.8		76.7	62.1
30/08/2024	11:29	71.8		75.7	57.4
30/08/2024	11:34	72.5		75.9	61.6
30/08/2024	11:39	70.5		74.3	57.3
30/08/2024	11:44	72.2	71.7	75.8	62.9
30/08/2024	11:49	71.3		75.3	57.7
30/08/2024	11:54	71.4		75.2	62.5
30/08/2024	11:59	72.1		76.0	62.5
30/08/2024	12:04	74.6		77.8	68.0
30/08/2024	12:09	73.3		77.0	59.9
30/08/2024	12:14	72.8	73.3	76.7	60.7
30/08/2024	12:19	71.4		74.9	61.1
30/08/2024	12:24	73.2		77.1	59.5
30/08/2024	12:29	74.0		77.0	66.8
30/08/2024	12:34	75.2		78.7	63.9
30/08/2024	12:39	73.5		77.4	61.5
30/08/2024	12:44	73.9	73.8	77.3	64.7
30/08/2024	12:49	74.5		78.5	62.4
30/08/2024	12:54	71.7		75.2	62.7
30/08/2024	12:59	73.3		76.6	56.6
30/08/2024	13:04	71.9		76.0	59.8
30/08/2024	13:09	77.7		80.6	73.8
30/08/2024	13:14	76.8	75.3	80.2	66.9
30/08/2024	13:19	74.7		78.1	66.6
30/08/2024	13:24	74.5		78.0	61.5
30/08/2024	13:29	73.9		77.1	63.5
30/08/2024	13:34	75.3		78.3	67.5
30/08/2024	13:39	75.1		78.5	64.1
30/08/2024	13:44	75.5	75.0	78.8	67.7
30/08/2024	13:49	75.3		78.7	63.5
30/08/2024	13:54	75.1		79.0	65.1
30/08/2024	13:59	73.5		77.0	59.1
30/08/2024	14:04	73.4		77.3	61.1
30/08/2024	14:09	74.0		77.4	63.8
30/08/2024	14:14	73.9	73.4	78.0	60.5
30/08/2024	14:19	72.9		76.7	58.2
30/08/2024	14:24	72.9		76.4	61.4
30/08/2024	14:29	73.3		76.9	60.9
30/08/2024	14:34	71.5		74.8	56.8
30/08/2024	14:39	71.9		75.1	59.6
30/08/2024	14:44	72.3	72.1	76.4	58.5
30/08/2024	14:49	72.0		76.1	58.4
30/08/2024	14:54	72.5		75.8	60.5
30/08/2024	14:59	72.5		75.8	56.1
30/08/2024	15:04	72.4		76.0	62.6
30/08/2024	15:09	71.5		75.4	55.7
30/08/2024	15:14	73.0	72.4	76.5	60.5
30/08/2024	15:19	72.3		75.4	57.8
30/08/2024	15:24	72.4		75.8	58.7
30/08/2024	15:29	72.5		75.3	61.8
30/08/2024	15:34	71.3		74.8	61.0
30/08/2024	15:39	72.3		75.7	60.9
30/08/2024	15:44	71.4	71.8	75.2	57.7
30/08/2024	15:49	71.6		75.0	58.5
30/08/2024	15:54	71.3		74.5	60.8
30/08/2024	15:59	72.9		76.0	61.4
30/08/2024	16:04	71.4		74.8	57.0
30/08/2024	16:09	70.9		74.6	60.9
30/08/2024	16:14	72.5	72.0	76.1	62.7
30/08/2024	16:19	73.1		76.4	63.9
30/08/2024	16:24	71.5		75.1	60.8
30/08/2024	16:29	72.0		75.5	62.6
30/08/2024	16:34	71.3		74.8	56.7
30/08/2024	16:39	71.5		74.8	57.1
30/08/2024	16:44	71.6	71.3	74.9	60.3
30/08/2024	16:49	70.9		74.9	57.6
30/08/2024	16:54	70.3		73.7	55.6
30/08/2024	16:59	71.9		75.2	59.3
30/08/2024	17:04	71.9		75.7	58.0
30/08/2024	17:09	70.4		73.7	58.3
30/08/2024	17:14	71.4	70.9	74.3	61.7
30/08/2024	17:19	70.6		73.7	57.7
30/08/2024	17:24	69.7		73.7	57.1
30/08/2024	17:29	70.9		74.0	62.0
30/08/2024	17:34	71.4		74.7	59.0
30/08/2024	17:39	73.0		73.9	58.4
30/08/2024	17:44	71.0	71.1	74.7	57.6
30/08/2024	17:49	70.1		73.1	58.3
30/08/2024	17:54	70.8		74.9	60.8
30/08/2024	17:59	69.6		73.9	50.6
30/08/2024	18:04	70.9		74.7	61.0
30/08/2024	18:09	70.4		74.0	58.0
30/08/2024	18:14	70.0	70.1	73.4	60.4
30/08/2024	18:19	69.7		73.9	56.7
30/08/2024	18:24	70.1		73.7	53.9
30/08/2024	18:29	69.5		73.3	58.8
30/08/2024	18:34	69.5		73.5	57.8
30/08/2024	18:39	68.3		72.1	57.9
30/08/2024	18:44	70.8	69.5	73.8	57.8
30/08/2024	18:49	69.7		73.0	58.1
30/08/2024	18:54	70.0		73.6	59.3
30/08/2024	18:59	68.3		72.4	52.3
		Mean	72.4		
		Maximum	75.3		
		Minimum	69.5		

Station: CM3

Date	Start Time	Leq (5mins)	Leq (30mins)	L10 (5mins)	L90 (5mins)
31/08/2024	7:04	73.2		76.4	60.9
31/08/2024	7:09	73.6		77.6	55.5
31/08/2024	7:14	72.6	73.0	76.6	58.4
31/08/2024	7:19	71.6		74.7	59.0
31/08/2024	7:24	72.5		76.5	60.0
31/08/2024	7:29	74.2		77.4	65.9
31/08/2024	7:34	71.0		75.2	58.3
31/08/2024	7:39	71.4		75.9	58.2
31/08/2024	7:44	71.6	71.6	75.0	59.2
31/08/2024	7:49	71.4		75.9	58.4
31/08/2024	7:54	71.9		76.3	57.6
31/08/2024	7:59	72.4		76.1	60.8
31/08/2024	8:04	72.7		76.5	56.9
31/08/2024	8:09	72.5		75.5	58.9
31/08/2024	8:14	73.3	72.7	76.6	62.6
31/08/2024	8:19	71.9		75.6	57.8
31/08/2024	8:24	72.5		76.4	56.3
31/08/2024	8:29	72.9		76.9	59.1
31/08/2024	8:34	73.9		77.1	60.9
31/08/2024	8:39	72.1		75.9	59.5
31/08/2024	8:44	72.1	72.6	75.9	58.1
31/08/2024	8:49	71.8		75.8	54.7
31/08/2024	8:54	73.0		77.3	59.7
31/08/2024	8:59	72.3		75.7	59.9
31/08/2024	9:04	73.0		76.7	56.7
31/08/2024	9:09	73.0		76.5	60.0
31/08/2024	9:14	73.5	72.8	75.7	61.5
31/08/2024	9:19	71.9		75.9	62.5
31/08/2024	9:24	73.0		76.9	61.5
31/08/2024	9:29	72.3		76.1	60.9
31/08/2024	9:34	73.6		77.9	58.5
31/08/2024	9:39	72.9		76.3	57.6
31/08/2024	9:44	72.5	72.7	76.1	60.8
31/08/2024	9:49	72.6		76.1	59.7
31/08/2024	9:54	72.0		76.3	58.4
31/08/2024	9:59	72.3		75.9	60.5
31/08/2024	10:04	72.4		75.5	59.6
31/08/2024	10:09	71.0		75.2	56.5
31/08/2024	10:14	71.7	71.8	75.5	57.8
31/08/2024	10:19	71.7		75.1	58.5
31/08/2024	10:24	72.2		75.8	56.9
31/08/2024	10:29	71.8		75.6	57.9
31/08/2024	10:34	71.9		75.6	59.3
31/08/2024	10:39	72.7		77.0	55.7
31/08/2024	10:44	72.3	72.2	75.7	59.4
31/08/2024	10:49	72.9		76.7	60.3
31/08/2024	10:54	72.3		76.0	60.1
31/08/2024	10:59	70.7		74.9	58.5
31/08/2024	11:04	71.1		74.7	57.3
31/08/2024	11:09	73.1		76.8	61.4
31/08/2024	11:14	71.7	71.8	75.2	54.0
31/08/2024	11:19	71.5		75.4	57.7
31/08/2024	11:24	71.6		74.4	60.5
31/08/2024	11:29	71.3		75.1	56.3
31/08/2024	11:34	72.5		75.8	62.1
31/08/2024	11:39	72.0		76.3	59.2
31/08/2024	11:44	72.5	72.1	76.4	56.9
31/08/2024	11:49	71.4		75.6	57.4
31/08/2024	11:54	72.3		75.6	59.6
31/08/2024	11:59	71.6		75.3	58.3
31/08/2024	12:04	71.6		75.6	58.4
31/08/2024	12:09	72.0		75.8	59.4
31/08/2024	12:14	72.3	72.0	75.5	61.2
31/08/2024	12:19	72.8		75.7	63.3
31/08/2024	12:24	72.4		76.3	56.6
31/08/2024	12:29	70.5		74.3	55.2
31/08/2024	12:34	72.3		75.7	58.0
31/08/2024	12:39	72.5		77.1	59.5
31/08/2024	12:44	70.6	71.8	74.3	54.6
31/08/2024	12:49	71.3		75.5	56.2
31/08/2024	12:54	72.5		76.9	56.2
31/08/2024	12:59	71.4		75.7	58.3
31/08/2024	13:04	73.3		77.3	60.1
31/08/2024	13:09	72.2		76.0	60.4
31/08/2024	13:14	71.3	72.4	75.4	56.0
31/08/2024	13:19	74.6		78.8	62.7
31/08/2024	13:24	69.9		73.9	57.4
31/08/2024	13:29	71.7		75.8	58.5
31/08/2024	13:34	73.6		77.3	61.4
31/08/2024	13:39	72.1		76.4	54.9
31/08/2024	13:44	72.4	72.3	76.2	61.1
31/08/2024	13:49	72.3		75.3	58.0
31/08/2024	13:54	72.1		75.6	62.7
31/08/2024	13:59	70.9		74.9	60.8
31/08/2024	14:04	70.9		74.8	57.8
31/08/2024	14:09	72.2		75.7	62.8
31/08/2024	14:14	71.5	71.9	75.6	60.8
31/08/2024	14:19	71.6		75.1	60.6
31/08/2024	14:24	72.5		75.6	58.8
31/08/2024	14:29	72.4		76.2	56.1
31/08/2024	14:34	71.8		74.9	58.9
31/08/2024	14:39	70.4		74.4	56.8
31/08/2024	14:44	71.8	71.4	75.2	60.7
31/08/2024	14:49	71.0		74.5	59.0
31/08/2024	14:54	72.3		75.6	60.2
31/08/2024	14:59	70.9		74.4	56.1
31/08/2024	15:04	71.4		74.7	59.5
31/08/2024	15:09	71.8		75.0	59.9
31/08/2024	15:14	70.1	71.4	74.3	56.9
31/08/2024	15:19	71.5		75.1	58.9
31/08/2024	15:24	72.1		75.7	59.5
31/08/2024	15:29	71.0		74.3	57.6
31/08/2024	15:34	71.9		75.6	58.1
31/08/2024	15:39	72.6		75.7	54.1
31/08/2024	15:44	70.6	71.8	73.8	59.1
31/08/2024	15:49	72.1		75.4	61.7
31/08/2024	15:54	71.5		75.2	59.4
31/08/2024	15:59	71.9		75.2	58.8
31/08/2024	16:04	71.8		75.1	57.4
31/08/2024	16:09	72.2		76.0	60.6
31/08/2024	16:14	70.8	72.2	73.9	61.2
31/08/2024	16:19	71.9		75.9	61.1
31/08/2024	16:24	70.5		74.0	60.0
31/08/2024	16:29	74.7		75.5	58.1
31/08/2024	16:34	73.3		75.3	57.8
31/08/2024	16:39	70.3		74.1	58.9
31/08/2024	16:44	71.2	71.7	74.6	59.8
31/08/2024	16:49	71.0		74.4	60.3
31/08/2024	16:54	71.6		74.7	60.4
31/08/2024	16:59	72.4		75.7	58.1
31/08/2024	17:04	69.6		73.6	58.6
31/08/2024	17:09	72.3		75.1	57.2
31/08/2024	17:14	71.0	71.3	74.6	61.1
31/08/2024	17:19	72.1		75.6	60.9
31/08/2024	17:24	70.9		73.8	62.1
31/08/2024	17:29	71.1		74.8	59.5
31/08/2024	17:34	71.7		74.8	59.5
31/08/2024	17:39	70.3		74.2	59.8
31/08/2024	17:44	71.5	70.9	75.2	61.4
31/08/2024	17:49	72.0		75.7	58.5
31/08/2024	17:54	69.7		73.2	60.6
31/08/2024	17:59	69.6		73.5	57.1
31/08/2024	18:04	70.0		74.1	59.7
31/08/2024	18:09	71.4		73.5	58.5
31/08/2024	18:14	70.7	70.2	74.6	58.3
31/08/2024	18:19	69.3		72.4	59.2
31/08/2024	18:24	69.2		73.1	56.3
31/08/2024	18:29	70.0		73.3	54.0
31/08/2024	18:34	70.1		73.8	54.2
31/08/2024	18:39	68.9		73.5	56.8
31/08/2024	18:44	68.9	69.5	73.0	55.1
31/08/2024	18:49	71.8		74.8	53.6
31/08/2024	18:54	68.1		72.3	56.6
31/08/2024	18:59	68.0		72.5	54.8
		Mean	71.8		
		Maximum	73.0		
		Minimum	69.5		

Date	Start Time	Leq (5mins)	Leq (30mins)	L10 (5mins)	L90 (5mins)
1/09/2024	7:04	69.5		73.9	54.1
1/09/2024	7:09	69.5		74.1	54.3
1/09/2024	7:14	69.9	69.2	74.3	54.7
1/09/2024	7:19	67.8		72.6	52.3
1/09/2024	7:24	69.1		73.5	52.2
1/09/2024	7:29	69.3		73.5	55.2
1/09/2024	7:34	70.6		74.6	52.7
1/09/2024	7:39	69.3		73.3	55.5
1/09/2024	7:44	69.9	69.8	73.8	52.6
1/09/2024	7:49	69.9		73.9	53.9
1/09/2024	7:54	69.2		73.5	53.9
1/09/2024	7:59	69.5		73.7	54.1
1/09/2024	8:04	71.0		74.6	54.9
1/09/2024	8:09	77.9		79.0	57.2
1/09/2024	8:14	70.6	73.0	74.3	54.5
1/09/2024	8:19	69.9		74.5	55.4
1/09/2024	8:24	68.7		72.4	54.4
1/09/2024	8:29	71.9		74.8	55.9
1/09/2024	8:34	70.4		74.9	51.0
1/09/2024	8:39	72.1		74.2	57.4
1/09/2024	8:44	69.5	70.7	73.2	52.1
1/09/2024	8:49	71.3		74.8	54.0
1/09/2024	8:54	70.2		73.6	55.7
1/09/2024	8:59	70.2		74.2	53.1
1/09/2024	9:04	69.2		73.5	51.7
1/09/2024	9:09	70.2		73.0	58.3
1/09/2024	9:14	71.0	70.0	74.6	57.8
1/09/2024	9:19	70.3		74.3	57.5
1/09/2024	9:24	68.7		72.8	55.1
1/09/2024	9:29	70.4		74.0	54.9
1/09/2024	9:34	70.1		74.3	56.0
1/09/2024	9:39	70.9		75.1	59.4
1/09/2024	9:44	68.9	70.2	73.1	55.2
1/09/2024	9:49	70.1		74.0	56.9
1/09/2024	9:54	70.7		75.3	55.3
1/09/2024	9:59	70.4		74.6	54.8
1/09/2024	10:04	68.4		72.9	55.4
1/09/2024	10:09	70.5		74.6	55.9
1/09/2024	10:14	69.5	69.9	72.6	54.5
1/09/2024	10:19	70.0		74.2	51.4
1/09/2024	10:24	70.4		73.9	56.6
1/09/2024	10:29	70.1		73.7	53.4
1/09/2024	10:34	70.0		74.1	56.3
1/09/2024	10:39	69.5		73.4	57.2
1/09/2024	10:44	69.6	69.7	73.2	58.1
1/09/2024	10:49	70.1		73.7	56.4
1/09/2024	10:54	69.2		73.5	53.6
1/09/2024	10:59	69.9		74.1	56.3
1/09/2024	11:04	71.7		74.9	54.3
1/09/2024	11:09	69.6		73.5	54.4
1/09/2024	11:14	70.8	70.2	73.6	52.7
1/09/2024	11:19	68.9		72.9	53.3
1/09/2024	11:24	69.5		72.5	56.8
1/09/2024	11:29	69.9		73.3	56.6
1/09/2024	11:34	69.8		73.2	54.4
1/09/2024	11:39	69.3		73.2	58.0
1/09/2024	11:44	70.2	69.7	74.1	57.5
1/09/2024	11:49	69.7		73.6	59.1
1/09/2024	11:54	70.3		73.6	57.9
1/09/2024	11:59	68.9		73.3	54.1
1/09/2024	12:04	70.4		74.0	57.1
1/09/2024	12:09	69.6		73.2	59.9
1/09/2024	12:14	70.3	71.0	73.9	58.6
1/09/2024	12:19	71.9		74.6	59.1
1/09/2024	12:24	70.5		73.7	56.5
1/09/2024	12:29	72.6		73.2	55.7
1/09/2024	12:34	70.3		73.7	57.7
1/09/2024	12:39	70.2		74.2	58.9
1/09/2024	12:44	69.9	70.3	73.9	57.7
1/09/2024	12:49	70.9		74.2	57.7
1/09/2024	12:54	70.2		73.6	59.5
1/09/2024	12:59	70.5		74.3	57.0
1/09/2024	13:04	69.9		73.9	57.8
1/09/2024	13:09	71.0		73.7	56.1
1/09/2024	13:14	70.6	70.7	74.0	60.7
1/09/2024	13:19	69.3		73.3	55.2
1/09/2024	13:24	72.7		74.5	55.2
1/09/2024	13:29	69.8		74.0	57.8
1/09/2024	13:34	70.7		74.7	55.7
1/09/2024	13:39	72.4		73.6	55.0
1/09/2024	13:44	70.0	70.7	73.6	59.1
1/09/2024	13:49	69.8		73.7	55.3
1/09/2024	13:54	69.6		73.9	56.4
1/09/2024	13:59	70.8		74.2	56.1
1/09/2024	14:04	69.3		72.9	52.5
1/09/2024	14:09	68.9		72.8	56.0
1/09/2024	14:14	72.7	70.7	74.6	56.2
1/09/2024	14:19	68.8		73.0	55.4
1/09/2024	14:24	71.2		73.6	55.4
1/09/2024	14:29	71.7		74.1	57.1
1/09/2024	14:34	68.8		72.6	53.7
1/09/2024	14:39	68.7		72.6	58.8
1/09/2024	14:44	69.3	69.2	73.2	55.8
1/09/2024	14:49	69.8		73.5	56.4
1/09/2024	14:54	68.7		72.6	55.8
1/09/2024	14:59	69.5		73.5	55.6
1/09/2024	15:04	69.8		73.8	55.5
1/09/2024	15:09	69.5		73.4	55.9
1/09/2024	15:14	70.3	69.8	73.9	59.1
1/09/2024	15:19	70.1		73.6	60.0
1/09/2024	15:24	70.9		74.2	58.9
1/09/2024	15:29	67.5		71.5	55.0
1/09/2024	15:34	68.8		72.7	57.0
1/09/2024	15:39	69.7		73.6	56.1
1/09/2024	15:44	70.0	69.4	73.5	54.9
1/09/2024	15:49	68.8		73.3	55.5
1/09/2024	15:54	69.1		72.9	52.4
1/09/2024	15:59	69.8		73.6	57.7
1/09/2024	16:04	68.4		72.7	56.6
1/09/2024	16:09	68.6		72.3	55.9
1/09/2024	16:14	68.3	69.0	72.4	56.6
1/09/2024	16:19	69.5		73.2	53.2
1/09/2024	16:24	69.4		73.1	54.6
1/09/2024	16:29	69.6		73.1	56.9
1/09/2024	16:34	70.1		73.7	60.4
1/09/2024	16:39	67.7		71.3	56.1
1/09/2024	16:44	70.2	69.2	72.6	52.2
1/09/2024	16:49	69.8		74.1	54.8
1/09/2024	16:54	67.5		71.8	55.0
1/09/2024	16:59	68.9		73.2	57.2
1/09/2024	17:04	68.7		72.3	54.9
1/09/2024	17:09	69.6		73.2	55.7
1/09/2024	17:14	70.0	69.6	74.3	55.8
1/09/2024	17:19	68.6		72.5	56.3
1/09/2024	17:24	69.3		73.2	56.4
1/09/2024	17:29	70.8		73.3	58.5
1/09/2024	17:34	71.3		73.7	57.4
1/09/2024	17:39	68.4		72.4	55.3
1/09/2024	17:44	68.9	69.5	72.5	58.5
1/09/2024	17:49	69.4		73.7	56.5
1/09/2024	17:54	68.5		71.9	57.7
1/09/2024	17:59	69.5		73.7	56.8
1/09/2024	18:04	67.7		72.4	55.0
1/09/2024	18:09	67.3		71.6	56.1
1/09/2024	18:14	69.2	68.3	72.9	55.7
1/09/2024	18:19	68.9		72.9	56.0
1/09/2024	18:24	68.2		71.9	51.9
1/09/2024	18:29	68.5		73.1	54.6
1/09/2024	18:34	69.6		73.5	56.0
1/09/2024	18:39	68.4		71.6	51.7
1/09/2024	18:44	67.7	68.7	72.1	55.0
1/09/2024	18:49	69.6		73.5	56.3
1/09/2024	18:54	68.4		71.8	52.3
1/09/2024	18:59	68.0		72.4	57.3
		Mean	69.9		
		Maximum	73.0		
		Minimum	68.3		

Station: CM3

Date	Start Time	Leq (5mins)	Leq (30mins)	L10 (5mins)	L90 (5mins)
2/09/2024	7:04	72.1		76.4	60.6
2/09/2024	7:09	72.7		76.5	58.7
2/09/2024	7:14	73.7	72.5	77.1	61.8
2/09/2024	7:19	72.0		75.4	60.3
2/09/2024	7:24	72.1		76.4	59.8
2/09/2024	7:29	72.4		76.1	58.8
2/09/2024	7:34	73.1		76.9	64.2
2/09/2024	7:39	71.3		75.2	56.0
2/09/2024	7:44	71.8	72.3	75.3	60.6
2/09/2024	7:49	72.7		76.5	57.9
2/09/2024	7:54	73.1		77.3	58.6
2/09/2024	7:59	71.5		75.4	56.9
2/09/2024	8:04	72.7		76.8	60.3
2/09/2024	8:09	72.2		76.1	56.9
2/09/2024	8:14	73.3	72.5	77.6	57.9
2/09/2024	8:19	72.8		76.9	59.2
2/09/2024	8:24	71.7		75.3	59.6
2/09/2024	8:29	72.3		76.0	58.6
2/09/2024	8:34	72.5		76.3	62.0
2/09/2024	8:39	72.6		76.4	59.1
2/09/2024	8:44	72.6	72.5	76.1	61.1
2/09/2024	8:49	72.2		76.2	59.5
2/09/2024	8:54	73.0		76.1	58.9
2/09/2024	8:59	72.0		75.7	58.1
2/09/2024	9:04	71.8		75.7	56.3
2/09/2024	9:09	72.0		75.9	57.3
2/09/2024	9:14	69.6	71.9	73.6	56.1
2/09/2024	9:19	73.2		76.1	58.5
2/09/2024	9:24	71.9		76.1	58.4
2/09/2024	9:29	72.2		76.2	57.2
2/09/2024	9:34	73.4		77.3	63.5
2/09/2024	9:39	71.2		74.4	57.1
2/09/2024	9:44	72.4	72.2	76.3	56.2
2/09/2024	9:49	70.5		74.3	57.5
2/09/2024	9:54	72.2		75.6	59.4
2/09/2024	9:59	72.8		76.2	62.0
2/09/2024	10:04	72.7		76.1	61.0
2/09/2024	10:12	72.8		76.8	59.7
2/09/2024	10:17	72.5		75.7	62.0
2/09/2024	10:22	72.2	72.9	76.1	59.8
2/09/2024	10:27	72.8		76.4	63.3
2/09/2024	10:32	74.4		77.1	60.1
2/09/2024	10:37	72.6		76.4	61.3
2/09/2024	10:42	73.6		77.2	59.6
2/09/2024	10:47	72.4		76.3	60.6
2/09/2024	10:52	75.4	73.3	77.2	62.1
2/09/2024	10:57	73.1		77.5	58.7
2/09/2024	11:02	72.0		76.1	60.2
2/09/2024	11:07	72.4		76.0	62.4
2/09/2024	11:12	71.5		74.4	60.6
2/09/2024	11:17	72.8		76.3	62.3
2/09/2024	11:22	73.7	72.1	77.7	59.6
2/09/2024	11:27	71.8		75.5	59.3
2/09/2024	11:32	71.6		75.3	59.9
2/09/2024	11:37	70.5		74.6	58.7
2/09/2024	11:42	72.5		76.7	58.2
2/09/2024	11:47	72.3		76.4	59.5
2/09/2024	11:52	71.4	71.7	74.9	59.9
2/09/2024	11:57	71.2		74.6	58.3
2/09/2024	12:02	71.9		75.8	59.0
2/09/2024	12:07	70.9		74.3	59.0
2/09/2024	12:12	72.1		76.4	60.7
2/09/2024	12:17	71.5		75.3	60.6
2/09/2024	12:22	72.3	71.9	75.9	57.4
2/09/2024	12:27	72.2		75.7	58.8
2/09/2024	12:32	72.2		75.8	59.7
2/09/2024	12:37	71.0		74.2	54.1
2/09/2024	12:42	72.2		75.9	56.4
2/09/2024	12:47	72.2		75.9	57.6
2/09/2024	12:52	72.1	72.0	75.3	60.8
2/09/2024	12:57	71.1		74.8	59.2
2/09/2024	13:02	71.6		75.2	60.6
2/09/2024	13:07	72.7		76.3	56.7
2/09/2024	13:12	71.6		74.6	61.2
2/09/2024	13:17	72.1		75.9	56.5
2/09/2024	13:22	71.1	71.9	75.2	58.6
2/09/2024	13:27	72.5		76.5	60.3
2/09/2024	13:32	71.7		75.3	61.1
2/09/2024	13:37	72.5		76.4	61.3
2/09/2024	13:42	70.9		74.2	52.6
2/09/2024	13:47	72.4		76.1	59.3
2/09/2024	13:52	71.3	71.6	75.1	59.3
2/09/2024	13:57	71.4		75.5	59.8
2/09/2024	14:02	71.5		75.0	55.0
2/09/2024	14:07	71.9		75.0	58.1
2/09/2024	14:12	71.7		75.3	55.9
2/09/2024	14:17	71.3		75.0	57.8
2/09/2024	14:22	71.9	71.9	75.2	62.9
2/09/2024	14:27	71.8		75.3	62.4
2/09/2024	14:32	71.4		74.5	59.0
2/09/2024	14:37	73.1		76.1	62.7
2/09/2024	14:42	71.9		75.3	60.3
2/09/2024	14:47	69.8		73.1	59.8
2/09/2024	14:52	72.2	70.9	75.7	59.6
2/09/2024	14:57	70.2		74.3	58.6
2/09/2024	15:02	71.0		73.7	61.9
2/09/2024	15:07	69.9		72.9	56.4
2/09/2024	15:12	69.4		72.6	56.5
2/09/2024	15:17	69.9		73.4	59.6
2/09/2024	15:22	69.8	70.8	73.0	62.6
2/09/2024	15:27	70.5		74.7	58.6
2/09/2024	15:32	72.0		75.3	58.8
2/09/2024	15:37	72.3		75.6	61.4
2/09/2024	15:42	71.4		74.8	59.9
2/09/2024	15:47	71.1		74.0	58.7
2/09/2024	15:52	71.3	71.5	74.7	61.0
2/09/2024	15:57	70.9		74.5	61.8
2/09/2024	16:02	70.8		74.1	55.7
2/09/2024	16:07	72.9		75.2	61.1
2/09/2024	16:12	71.7		74.7	61.7
2/09/2024	16:17	70.4		74.3	59.8
2/09/2024	16:22	70.4	70.9	74.3	57.8
2/09/2024	16:27	70.6		74.5	57.6
2/09/2024	16:32	70.7		74.6	60.2
2/09/2024	16:37	71.6		74.3	59.8
2/09/2024	16:42	69.4		73.3	58.2
2/09/2024	16:47	70.6		74.0	62.1
2/09/2024	16:52	70.5	69.8	74.5	55.7
2/09/2024	16:57	70.1		73.9	57.7
2/09/2024	17:02	69.6		73.3	52.8
2/09/2024	17:07	68.4		72.1	59.3
2/09/2024	17:12	70.4		74.2	58.5
2/09/2024	17:17	69.8		73.4	58.8
2/09/2024	17:22	71.2	70.2	74.5	58.1
2/09/2024	17:27	69.6		73.1	54.7
2/09/2024	17:32	69.5		73.4	57.1
2/09/2024	17:37	70.4		74.8	55.3
2/09/2024	17:42	68.8		72.7	57.0
2/09/2024	17:47	68.2		71.5	58.7
2/09/2024	17:52	69.7	68.6	73.2	59.0
2/09/2024	17:57	68.7		73.1	57.2
2/09/2024	18:02	68.0		71.7	56.5
2/09/2024	18:07	67.9		71.4	53.5
2/09/2024	18:12	69.3		73.3	55.5
2/09/2024	18:17	68.1		72.4	53.9
2/09/2024	18:22	70.0	69.0	73.6	56.5
2/09/2024	18:27	68.8		72.3	59.3
2/09/2024	18:32	67.8		72.1	52.8
2/09/2024	18:37	69.5		72.8	57.0
2/09/2024	18:42	67.7		72.2	54.8
2/09/2024	18:47	67.5		70.9	53.4
2/09/2024	18:52	67.0		71.8	48.5
2/09/2024	18:57	68.8		72.9	55.5
		Mean	71.5		
		Maximum	73.3		
		Minimum	68.6		

Date	Start Time	Leq (5mins)	Leq (30mins)	L10 (5mins)	L90 (5mins)
3/09/2024	7:02	72.6		75.7	56.6
3/09/2024	7:07	73.0		76.5	62.3
3/09/2024	7:12	71.7	72.4	75.8	60.3
3/09/2024	7:17	73.1		76.9	58.5
3/09/2024	7:22	71.7		75.9	59.6
3/09/2024	7:27	72.1		75.5	59.4
3/09/2024	7:32	73.1		77.0	59.7
3/09/2024	7:37	72.2		75.2	60.9
3/09/2024	7:42	73.4	72.7	77.0	58.4
3/09/2024	7:47	72.0		76.0	58.3
3/09/2024	7:52	72.9		76.8	61.4
3/09/2024	7:57	72.5		75.8	55.1
3/09/2024	8:02	71.6		75.7	56.5
3/09/2024	8:07	72.7		76.4	59.0
3/09/2024	8:12	72.0	72.8	74.9	58.2
3/09/2024	8:17	74.2		78.5	57.6
3/09/2024	8:22	72.9		76.8	59.5
3/09/2024	8:27	72.8		76.8	60.8
3/09/2024	8:32	72.1		75.7	59.4
3/09/2024	8:37	72.7		76.3	56.5
3/09/2024	8:42	71.5	71.8	75.6	58.4
3/09/2024	8:47	71.1		75.0	57.4
3/09/2024	8:52	71.1		75.2	58.0
3/09/2024	8:57	72.0		75.5	57.0
3/09/2024	9:02	72.4		76.8	57.2
3/09/2024	9:07	72.3		75.9	59.2
3/09/2024	9:12	72.8	72.4	76.8	56.7
3/09/2024	9:17	72.4		76.2	57.7
3/09/2024	9:22	73.5		78.5	61.7
3/09/2024	9:27	70.8		74.7	60.2
3/09/2024	9:32	70.5		74.9	59.7
3/09/2024	9:37	72.9		77.0	56.4
3/09/2024	9:42	71.8	72.2	75.7	59.7
3/09/2024	9:47	72.6		75.9	63.3
3/09/2024	9:52	72.3		76.4	58.3
3/09/2024	9:57	72.6		76.2	58.6
3/09/2024	10:02	72.9		76.5	61.4
3/09/2024	10:07	71.5		75.2	58.4
3/09/2024	10:12	72.8	72.3	77.0	56.1
3/09/2024	10:17	72.4		76.5	64.0
3/09/2024	10:22	71.4		75.6	60.6
3/09/2024	10:27	72.7		75.6	59.5
3/09/2024	10:32	71.7		75.3	58.9
3/09/2024	10:37	73.4		77.2	59.9
3/09/2024	10:42	71.5	72.0	75.3	56.5
3/09/2024	10:47	71.8		75.9	56.1
3/09/2024	10:52	71.5		75.3	54.7
3/09/2024	10:57	71.8		75.5	61.1
3/09/2024	11:02	71.7		76.1	59.0
3/09/2024	11:07	70.4		74.3	55.8
3/09/2024	11:12	71.6	71.6	75.6	54.8
3/09/2024	11:17	71.9		75.7	58.1
3/09/2024	11:22	71.7		75.5	59.4
3/09/2024	11:27	72.0		75.5	58.7
3/09/2024	11:32	71.4		75.4	56.2
3/09/2024	11:37	70.7		74.4	60.9
3/09/2024	11:42	71.8	71.6	75.5	56.6
3/09/2024	11:47	72.1		76.2	58.4
3/09/2024	11:52	72.3		76.1	61.8
3/09/2024	11:57	70.8		74.0	58.2
3/09/2024	12:02	72.0		74.9	60.3
3/09/2024	12:07	70.6		73.8	59.5
3/09/2024	12:12	72.8	72.0	76.6	59.1
3/09/2024	12:17	71.9		75.7	58.0
3/09/2024	12:22	71.7		75.3	57.0
3/09/2024	12:27	72.5		76.3	59.2
3/09/2024	12:32	72.4		76.4	58.5
3/09/2024	12:37	75.4		78.1	59.4
3/09/2024	12:42	70.1	72.7	74.0	58.0
3/09/2024	12:47	73.0		76.5	61.1
3/09/2024	12:52	70.6		74.3	56.2
3/09/2024	12:57	72.3		75.4	57.9
3/09/2024	13:02	71.5		74.9	59.1
3/09/2024	13:07	70.7		74.5	56.8
3/09/2024	13:12	73.1	71.9	76.6	60.9
3/09/2024	13:17	71.7		75.6	59.3
3/09/2024	13:22	72.2		75.3	58.8
3/09/2024	13:27	71.7		75.3	57.5
3/09/2024	13:32	73.5		76.9	62.9
3/09/2024	13:37	72.6		76.1	56.6
3/09/2024	13:42	71.2	72.5	75.1	59.8
3/09/2024	13:47	72.2		75.2	61.7
3/09/2024	13:52	72.0		76.1	56.9
3/09/2024	13:57	73.0		76.6	60.3
3/09/2024	14:02	72.0		75.6	55.5
3/09/2024	14:07	71.0		74.8	56.3
3/09/2024	14:12	72.3	71.9	75.1	57.3
3/09/2024	14:17	72.1		75.4	59.9
3/09/2024	14:22	71.1		75.1	58.9
3/09/2024	14:27	72.4		75.8	57.7
3/09/2024	14:32	72.6		76.0	60.7
3/09/2024	14:37	70.6		74.5	57.2
3/09/2024	14:42	72.2	72.1	75.6	58.7
3/09/2024	14:47	73.1		75.7	55.3
3/09/2024	14:52	71.8		75.0	56.4
3/09/2024	14:57	71.9		75.8	59.0
3/09/2024	15:02	71.1		74.9	59.9
3/09/2024	15:07	71.9		75.7	56.7
3/09/2024	15:12	71.0	71.3	74.9	57.9
3/09/2024	15:17	72.1		75.5	61.3
3/09/2024	15:22	70.8		74.2	57.7
3/09/2024	15:27	70.9		74.2	58.4
3/09/2024	15:32	72.2		76.3	59.7
3/09/2024	15:37	71.2		74.4	61.4
3/09/2024	15:42	70.1	71.6	74.2	57.7
3/09/2024	15:47	71.9		75.0	61.3
3/09/2024	15:52	72.0		75.8	60.4
3/09/2024	15:57	71.7		74.9	56.6
3/09/2024	16:02	70.6		73.8	53.6
3/09/2024	16:07	70.6		73.9	60.1
3/09/2024	16:12	70.8	71.5	74.2	62.9
3/09/2024	16:17	73.1		74.8	57.7
3/09/2024	16:22	71.8		75.3	59.6
3/09/2024	16:27	71.4		75.5	58.7
3/09/2024	16:32	71.5		74.9	61.1
3/09/2024	16:37	70.4		73.8	62.7
3/09/2024	16:42	70.2	70.6	74.3	56.5
3/09/2024	16:47	69.4		73.5	58.5
3/09/2024	16:52	70.5		73.9	63.0
3/09/2024	16:57	71.1		73.5	59.2
3/09/2024	17:02	69.3		73.3	58.4
3/09/2024	17:07	70.2		73.9	59.2
3/09/2024	17:12	74.6	71.3	76.3	59.2
3/09/2024	17:17	70.2		73.9	60.7
3/09/2024	17:22	71.1		73.8	57.0
3/09/2024	17:27	69.7		73.8	58.7
3/09/2024	17:32	70.3		73.9	59.6
3/09/2024	17:37	69.9		73.2	57.4
3/09/2024	17:42	69.9	69.6	74.4	55.9
3/09/2024	17:47	68.8		72.4	55.9
3/09/2024	17:52	69.5		73.6	57.0
3/09/2024	17:57	69.2		73.6	55.8
3/09/2024	18:02	68.8		72.4	56.8
3/09/2024	18:07	69.3		72.2	57.0
3/09/2024	18:12	69.0	69.2	73.1	54.3
3/09/2024	18:17	68.7		72.3	55.7
3/09/2024	18:22	67.7		71.3	52.1
3/09/2024	18:27	71.0		75.3	57.0
3/09/2024	18:32	67.5		71.1	54.0
3/09/2024	18:37	67.6		71.9	55.3
3/09/2024	18:42	68.8	68.7	72.8	55.3
3/09/2024	18:47	69.9		74.0	55.5
3/09/2024	18:52	68.2		72.1	55.8
3/09/2024	18:57	69.4		73.3	56.5
		Mean	71.6		
		Maximum	72.8		
		Minimum	68.7		

Station: CM3

Date	Start Time	Leq (5mins)	Leq (30mins)	L10 (5mins)	L90 (5mins)
4/09/2024	7:02	71.6		75.2	64.8
4/09/2024	7:07	70.8		74.3	62.6
4/09/2024	7:12	71.3	71.0	75.0	65.9
4/09/2024	7:17	71.0		74.6	59.7
4/09/2024	7:22	70.3		74.2	62.4
4/09/2024	7:27	70.6		74.7	62.1
4/09/2024	7:32	71.2		74.6	63.0
4/09/2024	7:37	73.8		74.6	63.9
4/09/2024	7:42	72.8	72.3	74.7	66.3
4/09/2024	7:47	71.9		75.0	66.1
4/09/2024	7:52	70.9		74.7	60.2
4/09/2024	7:57	72.7		76.6	61.6
4/09/2024	8:02	72.5		75.7	59.7
4/09/2024	8:07	72.6		75.6	61.2
4/09/2024	8:12	72.8	72.3	76.0	58.5
4/09/2024	8:17	71.7		75.9	56.6
4/09/2024	8:22	72.2		76.6	57.1
4/09/2024	8:27	71.9		75.7	58.6
4/09/2024	8:32	73.0		77.4	56.9
4/09/2024	8:37	73.0		77.2	60.6
4/09/2024	8:42	71.8	72.4	76.5	58.7
4/09/2024	8:47	72.5		76.1	57.3
4/09/2024	8:52	72.7		76.7	59.9
4/09/2024	8:57	71.2		75.2	57.9
4/09/2024	9:02	71.9		76.3	56.3
4/09/2024	9:07	72.3		76.3	58.4
4/09/2024	9:12	71.8	71.8	76.0	58.2
4/09/2024	9:17	71.9		75.3	58.7
4/09/2024	9:22	70.8		75.1	55.7
4/09/2024	9:27	72.1		75.8	58.8
4/09/2024	9:32	72.1		75.2	58.3
4/09/2024	9:37	71.7		75.3	59.1
4/09/2024	9:42	72.4	72.2	76.0	56.7
4/09/2024	9:47	72.0		75.3	59.9
4/09/2024	9:52	72.2		76.1	61.4
4/09/2024	9:57	72.7		76.6	58.1
4/09/2024	10:02	72.2		76.3	59.6
4/09/2024	10:07	71.3		74.8	57.8
4/09/2024	10:12	72.2	72.0	75.1	58.8
4/09/2024	10:17	71.5		75.4	58.1
4/09/2024	10:22	71.7		75.7	56.1
4/09/2024	10:27	73.1		77.1	60.9
4/09/2024	10:32	71.0		75.1	59.0
4/09/2024	10:37	72.2		76.3	58.8
4/09/2024	10:42	72.5	72.5	76.1	59.9
4/09/2024	10:47	72.4		76.3	59.8
4/09/2024	10:52	73.1		76.8	59.9
4/09/2024	10:57	73.5		77.7	61.0
4/09/2024	11:02	71.9		76.0	54.6
4/09/2024	11:07	72.1		75.6	59.1
4/09/2024	11:12	72.7	72.1	76.2	62.4
4/09/2024	11:17	72.9		76.1	66.0
4/09/2024	11:22	70.9		75.0	60.7
4/09/2024	11:27	72.1		75.8	61.7
4/09/2024	11:32	72.2		75.9	61.1
4/09/2024	11:37	72.7		75.3	60.9
4/09/2024	11:42	73.3	73.0	76.9	63.6
4/09/2024	11:47	73.9		77.5	62.7
4/09/2024	11:52	72.5		75.3	63.8
4/09/2024	11:57	73.0		75.7	63.5
4/09/2024	12:02	71.9		75.8	62.1
4/09/2024	12:07	70.8		74.0	61.9
4/09/2024	12:12	71.5	72.1	75.2	61.0
4/09/2024	12:17	71.1		74.6	61.1
4/09/2024	12:22	71.5		75.1	62.5
4/09/2024	12:27	74.6		76.5	63.0
4/09/2024	12:32	72.3		74.5	60.5
4/09/2024	12:37	71.9		76.1	58.1
4/09/2024	12:42	72.3	71.6	76.0	62.5
4/09/2024	12:47	70.5		74.1	61.5
4/09/2024	12:52	71.6		75.4	62.7
4/09/2024	12:57	70.8		74.4	59.0
4/09/2024	13:02	71.1		74.6	58.1
4/09/2024	13:07	71.7		75.6	59.8
4/09/2024	13:12	70.5	71.2	74.3	59.2
4/09/2024	13:17	71.5		75.0	62.0
4/09/2024	13:22	71.2		74.7	59.2
4/09/2024	13:27	71.0		74.9	60.8
4/09/2024	13:32	70.4		74.9	60.7
4/09/2024	13:37	68.5		73.3	53.0
4/09/2024	13:42	69.4	70.4	73.0	55.5
4/09/2024	13:47	70.5		74.1	57.8
4/09/2024	13:52	69.4		73.2	60.9
4/09/2024	13:57	72.9		76.0	61.0
4/09/2024	14:02	70.5		74.1	60.1
4/09/2024	14:07	69.2		73.0	60.2
4/09/2024	14:12	69.8	69.8	74.0	58.4
4/09/2024	14:17	69.3		73.0	57.7
4/09/2024	14:22	70.0		74.3	59.0
4/09/2024	14:27	69.9		74.0	60.5
		Mean	71.9		
		Maximum	73.0		
		Minimum	70.4		

Date	Start Time	Leq (5mins)	Leq (30mins)	L10 (5mins)	L90 (5mins)
9/09/2024	11:01	72.7		76.3	60.2
9/09/2024	11:06	72.4		76.1	58.9
9/09/2024	11:11	72.2	72.5	75.9	57.2
9/09/2024	11:16	73.1		75.9	61.7
9/09/2024	11:21	72.6		76.3	61.1
9/09/2024	11:26	71.9		75.7	59.4
9/09/2024	11:31	72.9		76.7	61.0
9/09/2024	11:36	72.4		76.1	59.1
9/09/2024	11:41	72.4	72.3	76.8	59.5
9/09/2024	11:46	71.5		75.4	59.5
9/09/2024	11:51	72.3		76.3	57.3
9/09/2024	11:56	72.3		76.6	59.2
9/09/2024	12:01	70.8		75.0	56.9
9/09/2024	12:06	73.2		77.1	59.4
9/09/2024	12:11	71.4	71.9	75.5	57.5
9/09/2024	12:16	71.2		74.5	54.7
9/09/2024	12:21	72.9		76.6	59.0
9/09/2024	12:26	71.6		74.8	57.9
9/09/2024	12:31	71.7		75.3	53.9
9/09/2024	12:36	73.7		77.6	61.1
9/09/2024	12:41	73.1	72.7	76.9	59.6
9/09/2024	12:46	73.1		76.7	58.3
9/09/2024	12:51	72.0		75.8	60.7
9/09/2024	12:56	72.4		76.5	58.7
9/09/2024	13:01	72.9		76.8	60.7
9/09/2024	13:06	72.9		77.1	60.9
9/09/2024	13:11	72.0	72.3	75.6	55.9
9/09/2024	13:16	72.0		75.3	59.7
9/09/2024	13:21	71.5		75.2	58.0
9/09/2024	13:26	72.3		75.9	59.1
9/09/2024	13:31	72.3		76.0	56.9
9/09/2024	13:36	72.2		76.1	58.6
9/09/2024	13:41	71.1	73.0	74.3	56.2
9/09/2024	13:46	71.6		74.6	56.6
9/09/2024	13:51	75.2		76.0	59.8
9/09/2024	13:56	73.9		75.4	57.3
9/09/2024	14:01	70.3		74.2	58.7
9/09/2024	14:06	73.1		77.4	56.1
9/09/2024	14:11	71.9	72.1	75.0	58.4
9/09/2024	14:16	73.1		76.7	60.4
9/09/2024	14:21	71.6		75.8	62.8
9/09/2024	14:26	72.2		75.9	60.5
9/09/2024	14:31	72.2		75.7	59.6
9/09/2024	14:36	71.8		75.0	57.8
9/09/2024	14:41	72.5	71.9	76.3	58.6
9/09/2024	14:46	71.7		75.8	58.0
9/09/2024	14:51	71.7		75.4	61.0
9/09/2024	14:56	71.4		73.9	57.3
9/09/2024	15:01	73.1		75.8	60.3
9/09/2024	15:06	71.6		75.1	61.1
9/09/2024	15:11	72.6	72.3	76.1	61.2
9/09/2024	15:16	72.3		75.6	61.2
9/09/2024	15:21	71.9		75.6	62.9
9/09/2024	15:26	72.4		75.9	59.6
9/09/2024	15:31	71.1		74.2	60.2
9/09/2024	15:36	71.7		74.7	62.8
9/09/2024	15:41	72.6	71.9	76.8	60.7
9/09/2024	15:46	73.0		76.3	58.1
9/09/2024	15:51	71.5		75.1	60.6
9/09/2024	15:56	71.0		74.9	59.8
9/09/2024	16:01	71.1		74.0	56.8
9/09/2024	16:06	71.6		75.0	57.3
9/09/2024	16:11	71.5	71.4	75.1	59.4
9/09/2024	16:16	71.8		75.7	60.2
9/09/2024	16:21	70.9		74.5	56.6
9/09/2024	16:26	71.7		75.2	58.4
9/09/2024	16:31	71.0		74.4	58.4
9/09/2024	16:36	73.1		75.4	62.2
9/09/2024	16:41	71.5	72.0	74.7	62.8
9/09/2024	16:46	71.7		75.2	62.8
9/09/2024	16:51	72.6		75.3	58.9
9/09/2024	16:56	71.7		74.8	58.9
9/09/2024	17:01	71.7		75.1	62.8
9/09/2024	17:06	71.7		75.0	62.9
9/09/2024	17:11	71.1	71.3	75.0	59.8
9/09/2024	17:16	71.7		75.0	60.9
9/09/2024	17:21	71.2		74.6	60.4
9/09/2024	17:26	70.4		74.3	57.2
9/09/2024	17:31	71.8		74.5	62.0
9/09/2024	17:36	70.3		74.1	59.4
9/09/2024	17:41	70.8	70.6	74.6	62.9
9/09/2024	17:46	70.3		73.9	59.8
9/09/2024	17:51	70.1		73.8	59.3
9/09/2024	17:56	69.9		73.7	60.5
9/09/2024	18:01	70.1		73.7	58.0
9/09/2024	18:06	70.2		73.4	60.8
9/09/2024	18:11	72.2	70.4	73.3	60.5
9/09/2024	18:16	70.0		73.4	58.5
9/09/2024	18:21	69.3		73.1	56.5
9/09/2024	18:26	69.7		73.2	55.2
9/09/2024	18:31	69.8		73.2	58.9
9/09/2024	18:36	69.3		73.2	59.2
9/09/2024	18:41	72.1	69.8	72.9	57.1
9/09/2024	18:46	69.7		73.8	57.7
9/09/2024	18:51	68.3		71.9	55.1
9/09/2024	18:56	68.6		72.3	58.2
		Mean	71.8		
		Maximum	73.0		
		Minimum	69.8		

Station: CM3

Date	Start Time	Leq (5mins)	Leq (30mins)	L10 (5mins)	L90 (5mins)
10/09/2024	7:01	72.3		75.7	63.2
10/09/2024	7:06	73.1		75.8	62.8
10/09/2024	7:11	73.0	72.8	76.1	61.1
10/09/2024	7:16	73.3		76.0	63.1
10/09/2024	7:21	72.5		76.6	61.7
10/09/2024	7:26	72.4		76.2	55.8
10/09/2024	7:31	72.3		75.8	60.0
10/09/2024	7:36	74.0		76.3	62.9
10/09/2024	7:41	71.9	72.7	75.8	61.6
10/09/2024	7:46	72.7		76.6	61.5
10/09/2024	7:51	72.9		76.7	55.5
10/09/2024	7:56	72.0		76.0	54.2
10/09/2024	8:01	72.3		76.6	57.8
10/09/2024	8:06	73.0		76.9	60.2
10/09/2024	8:11	73.0	72.5	76.6	62.1
10/09/2024	8:16	71.7		75.6	60.3
10/09/2024	8:21	71.8		75.4	59.9
10/09/2024	8:26	73.0		76.8	58.5
10/09/2024	8:31	73.5		77.4	60.8
10/09/2024	8:36	72.7		74.6	59.1
10/09/2024	8:41	72.7	72.8	76.6	60.0
10/09/2024	8:46	71.7		75.7	59.2
10/09/2024	8:51	73.1		76.6	59.7
10/09/2024	8:56	72.6		76.1	58.1
10/09/2024	9:01	72.2		75.8	57.9
10/09/2024	9:06	72.1		75.5	59.8
10/09/2024	9:11	71.6	72.2	75.3	59.7
10/09/2024	9:16	73.0		77.0	56.0
10/09/2024	9:21	72.1		75.5	57.8
10/09/2024	9:26	71.9		76.1	59.3
10/09/2024	9:31	73.9		78.4	60.6
10/09/2024	9:36	71.5		75.2	59.8
10/09/2024	9:41	72.4	72.6	76.5	55.3
10/09/2024	9:46	72.7		76.2	55.4
10/09/2024	9:51	72.8		76.7	56.7
10/09/2024	9:56	72.1		76.6	59.2
10/09/2024	10:01	71.7		75.5	57.0
10/09/2024	10:06	73.4		77.5	59.5
10/09/2024	10:11	71.6	72.0	75.7	58.1
10/09/2024	10:16	71.5		74.9	59.3
10/09/2024	10:21	71.6		75.9	58.0
10/09/2024	10:26	71.8		75.4	57.8
10/09/2024	10:31	72.2		76.3	58.9
10/09/2024	10:36	71.8		75.7	56.3
10/09/2024	10:41	71.5	72.0	74.9	59.9
10/09/2024	10:46	71.7		75.5	58.3
10/09/2024	10:51	72.1		75.8	57.6
10/09/2024	10:56	72.4		76.2	53.7
10/09/2024	11:01	72.3		76.1	62.4
10/09/2024	11:06	73.0		76.8	58.3
10/09/2024	11:11	71.6	72.2	75.0	55.6
10/09/2024	11:16	71.4		75.6	60.7
10/09/2024	11:21	72.2		75.9	62.6
10/09/2024	11:26	72.4		75.6	59.0
10/09/2024	11:31	71.5		75.0	58.2
10/09/2024	11:36	72.4		76.3	60.0
10/09/2024	11:41	72.0	71.6	76.0	57.7
10/09/2024	11:46	71.1		75.2	58.2
10/09/2024	11:51	71.0		74.6	57.3
10/09/2024	11:56	71.2		75.3	57.4
10/09/2024	12:01	70.5		74.2	57.9
10/09/2024	12:06	71.3		74.8	59.5
10/09/2024	12:11	71.4	71.0	75.3	57.3
10/09/2024	12:16	71.0		74.4	59.6
10/09/2024	12:21	71.3		74.8	59.1
10/09/2024	12:26	70.4		74.5	57.0
10/09/2024	12:31	72.6		76.3	59.8
10/09/2024	12:36	72.8		76.8	61.9
10/09/2024	12:41	72.5	72.6	76.4	61.1
10/09/2024	12:46	73.1		77.1	58.5
10/09/2024	12:51	71.7		75.3	59.7
10/09/2024	12:56	72.5		76.7	60.5
10/09/2024	13:01	70.4		74.2	59.7
10/09/2024	13:06	70.7		74.0	58.6
10/09/2024	13:11	71.8	71.4	75.6	59.3
10/09/2024	13:16	72.6		76.2	60.3
10/09/2024	13:21	71.8		76.2	59.5
10/09/2024	13:26	71.0		75.3	58.5
10/09/2024	13:31	72.6		76.7	58.9
10/09/2024	13:36	71.3		75.5	57.5
10/09/2024	13:41	70.8	71.9	75.0	58.1
10/09/2024	13:46	72.9		77.0	58.1
10/09/2024	13:51	71.4		74.8	59.8
10/09/2024	13:56	71.8		75.7	60.7
10/09/2024	14:01	70.3		74.7	55.0
10/09/2024	14:06	72.9		76.7	61.1
10/09/2024	14:11	71.6	71.6	75.4	61.8
10/09/2024	14:16	71.6		75.4	57.8
10/09/2024	14:21	71.3		75.2	55.1
10/09/2024	14:26	71.7		75.4	60.2
10/09/2024	14:31	72.1		75.8	56.2
10/09/2024	14:36	71.6		76.0	55.0
10/09/2024	14:41	72.7	72.2	75.9	60.0
10/09/2024	14:46	72.3		75.9	60.4
10/09/2024	14:51	71.9		75.3	62.4
10/09/2024	14:56	72.3		76.3	62.8
10/09/2024	15:01	73.0		76.7	63.4
10/09/2024	15:06	72.4		74.7	62.5
10/09/2024	15:11	79.1	74.9	81.0	64.8
10/09/2024	15:16	75.3		77.6	60.3
10/09/2024	15:21	72.9		76.1	61.5
10/09/2024	15:26	70.6		74.0	56.8
10/09/2024	15:31	69.2		73.3	56.1
10/09/2024	15:36	70.1		73.6	59.7
10/09/2024	15:41	69.2	69.3	72.7	56.9
10/09/2024	15:46	69.7		72.8	56.4
10/09/2024	15:51	69.0		73.6	56.8
10/09/2024	15:56	68.7		72.8	60.6
10/09/2024	16:01	69.6		74.1	56.3
10/09/2024	16:06	68.4		71.8	58.9
10/09/2024	16:11	68.6	68.5	73.3	52.7
10/09/2024	16:16	69.3		72.9	57.1
10/09/2024	16:21	67.8		72.1	53.5
10/09/2024	16:26	67.1		71.2	53.5
10/09/2024	16:31	67.3		71.6	52.4
10/09/2024	16:36	70.2		73.7	55.0
10/09/2024	16:41	67.2	68.9	72.3	51.8
10/09/2024	16:46	69.0		73.0	57.7
10/09/2024	16:51	69.1		72.8	54.8
10/09/2024	16:56	69.5		73.0	57.4
10/09/2024	17:01	67.3		71.8	55.0
10/09/2024	17:06	68.1		71.9	56.3
10/09/2024	17:11	68.2	68.4	72.5	52.9
10/09/2024	17:16	68.3		72.2	57.1
10/09/2024	17:21	70.5		73.4	56.8
10/09/2024	17:26	67.3		71.0	56.3
10/09/2024	17:31	68.5		71.8	56.0
10/09/2024	17:36	68.0		71.4	55.8
10/09/2024	17:41	67.1	68.0	71.2	53.8
10/09/2024	17:46	68.0		72.7	54.8
10/09/2024	17:51	68.1		71.2	54.7
10/09/2024	17:56	68.2		72.5	55.9
10/09/2024	18:01	67.8		72.1	49.4
10/09/2024	18:06	68.5		71.5	56.6
10/09/2024	18:11	68.8	69.0	73.3	53.8
10/09/2024	18:16	66.6		71.2	54.7
10/09/2024	18:21	72.0		75.4	58.0
10/09/2024	18:26	67.8		71.8	54.5
10/09/2024	18:31	70.1		73.6	51.2
10/09/2024	18:36	67.9		71.4	53.9
10/09/2024	18:41	66.8	69.0	70.9	53.1
10/09/2024	18:46	71.5		72.4	53.4
10/09/2024	18:51	68.2		72.3	55.5
10/09/2024	18:56	67.6		71.7	53.8
		Mean	71.2		
		Maximum	74.9		
		Minimum	68.0		

Date	Start Time	Leq (5mins)	Leq (30mins)	L10 (5mins)	L90 (5mins)
11/09/2024	7:01	75.7		76.6	61.3
11/09/2024	7:06	76.9		79.6	60.0
11/09/2024	7:11	74.8	74.5	75.6	36.7
11/09/2024	7:16	71.9		73.8	63.3
11/09/2024	7:21	69.5		70.1	33.6
11/09/2024	7:26	74.8		75.3	40.0
11/09/2024	7:31	63.8		66.2	39.4
11/09/2024	7:36	70.4		73.3	62.6
11/09/2024	7:41	72.4	71.1	75.0	70.4
11/09/2024	7:46	72.0		73.7	70.8
11/09/2024	7:51	71.5		72.5	70.5
11/09/2024	7:56	72.1		73.5	70.5
11/09/2024	8:01	71.4		72.5	70.2
11/09/2024	8:06	72.6		73.8	71.5
11/09/2024	8:11	72.1	72.2	73.3	70.5
11/09/2024	8:16	72.5		74.1	70.9
11/09/2024	8:21	73.3		74.4	72.4
11/09/2024	8:26	71.2		72.5	70.1
11/09/2024	8:31	71.0		71.8	70.2
11/09/2024	8:36	71.2		72.3	70.0
11/09/2024	8:41	71.7	71.3	73.1	70.5
11/09/2024	8:46	71.0		71.9	70.3
11/09/2024	8:51	71.7		72.4	70.9
11/09/2024	8:56	71.2		72.1	70.3
11/09/2024	9:01	71.3		72.7	70.2
11/09/2024	9:06	71.2		72.2	69.7
11/09/2024	9:11	71.8	71.4	72.6	70.8
11/09/2024	9:16	71.8		72.3	70.9
11/09/2024	9:21	71.0		72.0	69.9
11/09/2024	9:26	71.1		71.9	69.9
11/09/2024	9:31	71.8		72.6	70.8
11/09/2024	9:36	70.9		72.0	70.0
11/09/2024	9:41	70.7	71.1	71.5	70.2
11/09/2024	9:46	70.6		71.2	70.1
11/09/2024	9:51	71.1		71.6	70.5
11/09/2024	9:56	71.3		72.4	70.2
11/09/2024	10:01	70.7		72.1	69.9
11/09/2024	10:06	69.9		70.7	69.2
11/09/2024	10:11	70.2	70.1	71.0	69.4
11/09/2024	10:16	70.1		70.9	69.4
11/09/2024	10:21	70.1		70.7	69.6
11/09/2024	10:26	69.7		70.9	68.7
11/09/2024	10:31	69.2		69.7	68.5
11/09/2024	10:36	69.0		69.8	68.2
11/09/2024	10:41	68.8	70.7	69.2	68.3
11/09/2024	10:46	69.0		69.6	68.5
11/09/2024	10:51	68.9		69.3	68.3
11/09/2024	10:56	74.9		78.7	68.8
11/09/2024	11:01	68.9		69.8	68.2
11/09/2024	11:06	68.7		69.3	68.0
11/09/2024	11:11	68.4	68.4	69.0	68.0
11/09/2024	11:16	68.4		69.0	68.0
11/09/2024	11:21	68.4		68.7	68.0
11/09/2024	11:26	67.7		68.2	67.3
11/09/2024	11:31	67.8		68.2	67.3
11/09/2024	11:36	68.0		68.8	67.3
11/09/2024	11:41	68.1	68.0	68.8	67.6
11/09/2024	11:46	68.0		68.5	67.7
11/09/2024	11:51	68.4		69.1	67.9
11/09/2024	11:56	67.6		68.4	67.1
11/09/2024	12:01	67.6		68.0	67.2
11/09/2024	12:06	67.8		68.2	67.5
11/09/2024	12:11	69.4	68.3	70.8	67.6
11/09/2024	12:16	68.3		68.6	67.8
11/09/2024	12:21	68.5		69.8	67.5
11/09/2024	12:26	67.9		68.4	66.9
11/09/2024	12:31	67.9		68.3	67.4
		Mean	70.7		
		Maximum	74.5		
		Minimum	68.0		

Summary of Noise Monitoring Results during 07:00 - 19:00 at CM3	
	Leq (30mins)
Mean	71.5
Maximum	76.6
Minimum	68.0

Note:
1. The Leq (5mins) values within the time slots that do not have six consecutive Leq (5mins) values are not included in calculation of Leq (30mins).
2. Data gaps appear starting from the afternoon on 4 September 2024 to the morning on 9 September 2024 during the suspension of monitoring due to the super typhoon Yagi.
3. Short periods of data gaps in tables are due to suspension of monitoring during replacement of batteries for the sound level meter.

Station: CM3

Date	Start Time	Leq (5mins)	Leq (30mins)	L10 (5mins)	L90 (5mins)
23/08/2024	19:02	70.6	69.4	73.3	55.3
23/08/2024	19:07	69.4		73.8	56.2
23/08/2024	19:12	69.7		73.4	55.8
23/08/2024	19:17	68.7		72.4	58.6
23/08/2024	19:22	67.9		71.8	55.3
23/08/2024	19:27	69.5		73.6	56.3
23/08/2024	19:32	68.6	68.6	72.0	54.6
23/08/2024	19:37	68.9		71.8	56.5
23/08/2024	19:42	69.3		73.1	57.6
23/08/2024	19:47	68.7		71.6	53.8
23/08/2024	19:52	68.9		72.5	57.8
23/08/2024	19:57	67.1		71.3	51.2
23/08/2024	20:02	69.1	68.5	72.8	53.4
23/08/2024	20:07	69.0		73.0	53.7
23/08/2024	20:12	67.6		71.6	57.0
23/08/2024	20:17	67.4		71.6	55.3
23/08/2024	20:22	68.7		72.3	54.4
23/08/2024	20:27	69.1		73.2	53.5
23/08/2024	20:32	69.5	68.8	72.7	55.7
23/08/2024	20:37	67.3		71.4	54.9
23/08/2024	20:42	68.2		72.4	54.5
23/08/2024	20:47	70.2		73.3	55.9
23/08/2024	20:52	67.9		71.8	55.9
23/08/2024	20:57	69.2		73.6	57.8
23/08/2024	21:02	68.4	68.2	72.6	56.3
23/08/2024	21:07	68.4		72.8	52.4
23/08/2024	21:12	68.0		72.4	55.2
23/08/2024	21:17	67.0		71.2	54.3
23/08/2024	21:22	68.3		72.2	56.1
23/08/2024	21:27	68.8		71.8	54.1
23/08/2024	21:32	68.6	68.3	72.4	55.6
23/08/2024	21:37	67.6		71.7	54.3
23/08/2024	21:42	68.3		72.3	55.0
23/08/2024	21:47	68.9		73.0	55.7
23/08/2024	21:52	67.9		72.7	48.8
23/08/2024	21:57	68.4		72.5	51.3
23/08/2024	22:02	68.6	69.0	72.6	55.9
23/08/2024	22:07	72.5		72.8	51.2
23/08/2024	22:12	66.9		70.5	50.0
23/08/2024	22:17	67.1		70.1	52.0
23/08/2024	22:22	67.7		72.7	52.2
23/08/2024	22:27	68.2		72.1	54.2
23/08/2024	22:32	67.6	67.3	71.1	53.9
23/08/2024	22:37	67.9		72.6	49.5
23/08/2024	22:42	67.3		70.7	53.0
23/08/2024	22:47	66.3		70.4	52.4
23/08/2024	22:52	66.9		71.2	50.1
23/08/2024	22:57	67.4		71.9	54.1
		Mean	68.5		
		Maximum	69.4		
		Minimum	67.3		

Date	Start Time	Leq (5mins)	Leq (30mins)	L10 (5mins)	L90 (5mins)
24/08/2024	19:02	68.0	69.6	72.0	53.7
24/08/2024	19:07	68.9		72.4	57.3
24/08/2024	19:12	69.2		73.4	57.1
24/08/2024	19:17	70.2		73.8	56.4
24/08/2024	19:22	71.5		73.5	56.1
24/08/2024	19:27	69.0		73.6	54.3
24/08/2024	19:32	67.5	69.7	71.3	56.1
24/08/2024	19:37	70.1		72.7	53.0
24/08/2024	19:42	69.5		73.0	54.4
24/08/2024	19:47	68.6		73.3	54.1
24/08/2024	19:52	70.4		73.3	55.2
24/08/2024	19:57	71.2		72.1	51.5
24/08/2024	20:02	68.4	68.7	73.1	53.6
24/08/2024	20:07	67.7		71.5	54.8
24/08/2024	20:12	68.3		72.6	55.8
24/08/2024	20:17	68.6		72.7	57.3
24/08/2024	20:22	69.0		73.3	55.9
24/08/2024	20:27	69.7		74.2	57.4
24/08/2024	20:32	68.7	68.2	72.9	59.0
24/08/2024	20:37	67.7		72.0	55.2
24/08/2024	20:42	68.2		73.2	52.9
24/08/2024	20:47	68.2		71.4	54.4
24/08/2024	20:52	68.0		72.7	57.4
24/08/2024	20:57	68.1		73.1	55.0
24/08/2024	21:02	68.8	69.4	72.9	54.3
24/08/2024	21:07	70.0		74.6	55.4
24/08/2024	21:12	70.0		73.8	55.2
24/08/2024	21:17	69.8		73.5	57.4
24/08/2024	21:22	67.9		72.0	53.1
24/08/2024	21:27	69.7		73.8	55.2
24/08/2024	21:32	69.4	67.8	72.6	55.2
24/08/2024	21:37	66.6		70.7	53.8
24/08/2024	21:42	68.3		72.6	55.2
24/08/2024	21:47	67.1		71.7	55.5
24/08/2024	21:52	67.3		71.7	52.5
24/08/2024	21:57	67.7		72.0	54.1
24/08/2024	22:02	67.8	68.8	72.8	52.8
24/08/2024	22:07	69.1		73.6	54.3
24/08/2024	22:12	70.2		73.7	51.1
24/08/2024	22:17	67.1		70.7	53.7
24/08/2024	22:22	68.3		72.5	54.8
24/08/2024	22:27	69.7		72.6	53.1
24/08/2024	22:32	68.9	68.0	71.8	54.7
24/08/2024	22:37	68.8		73.3	53.5
24/08/2024	22:42	67.1		71.9	50.9
24/08/2024	22:47	67.9		72.4	56.2
24/08/2024	22:52	67.3		71.7	55.0
24/08/2024	22:57	67.4		71.6	52.2
		Mean	68.8		
		Maximum	69.7		
		Minimum	67.8		

Date	Start Time	Leq (5mins)	Leq (30mins)	L10 (5mins)	L90 (5mins)
25/08/2024	19:02	68.0	67.7	72.2	55.3
25/08/2024	19:07	66.8		71.5	50.7
25/08/2024	19:12	68.4		72.1	52.4
25/08/2024	19:17	65.8		70.7	53.3
25/08/2024	19:22	68.1		71.8	52.7
25/08/2024	19:27	68.3		72.5	51.5
25/08/2024	19:32	67.1	67.6	71.1	57.2
25/08/2024	19:37	66.0		70.5	51.9
25/08/2024	19:42	68.0		72.5	53.2
25/08/2024	19:47	68.1		72.1	56.1
25/08/2024	19:52	68.4		72.4	51.6
25/08/2024	19:57	67.5		71.6	54.1
25/08/2024	20:02	68.0	70.6	71.7	54.6
25/08/2024	20:07	68.2		72.3	58.3
25/08/2024	20:12	75.9		76.2	54.3
25/08/2024	20:17	67.2		72.1	53.8
25/08/2024	20:22	68.2		72.2	59.1
25/08/2024	20:27	67.7		72.7	53.0
25/08/2024	20:32	66.8	67.4	71.6	54.6
25/08/2024	20:37	67.0		70.8	52.3
25/08/2024	20:42	67.1		71.6	51.6
25/08/2024	20:47	68.4		72.1	55.6
25/08/2024	20:52	67.6		72.3	51.9
25/08/2024	20:57	67.6		72.4	51.0
25/08/2024	21:02	68.5	68.4	73.2	51.0
25/08/2024	21:07	69.7		73.3	54.4
25/08/2024	21:12	67.1		71.8	53.6
25/08/2024	21:17	69.5		73.6	55.0
25/08/2024	21:22	67.8		72.4	52.6
25/08/2024	21:27	66.9		71.8	50.4
25/08/2024	21:32	67.2	70.1	70.9	49.5
25/08/2024	21:37	75.1		75.8	54.6
25/08/2024	21:42	66.7		71.3	53.2
25/08/2024	21:47	67.3		70.6	51.1
25/08/2024	21:52	68.9		73.5	56.2
25/08/2024	21:57	67.6		71.5	52.1
25/08/2024	22:02	68.2	67.5	72.2	50.1
25/08/2024	22:07	68.5		72.8	48.9
25/08/2024	22:12	68.1		72.3	50.6
25/08/2024	22:17	65.6		69.3	49.4
25/08/2024	22:22	67.0		71.1	50.9
25/08/2024	22:27	66.7		71.8	52.1
25/08/2024	22:32	65.6	66.4	69.9	49.9
25/08/2024	22:37	64.2		68.0	50.8
25/08/2024	22:42	65.7		69.4	52.4
25/08/2024	22:47	65.6		69.9	52.7
25/08/2024	22:52	65.4		68.8	51.4
25/08/2024	22:57	69.5		70.6	50.8
		Mean	68.2		
		Maximum	70.6		
		Minimum	66.4		

Station: CM3

Date	Start Time	Leq (5mins)	Leq (30mins)	L10 (5mins)	L90 (5mins)
26/08/2024	19:02	70.0	68.6	73.6	52.3
26/08/2024	19:07	68.0		72.2	51.8
26/08/2024	19:12	69.8		72.6	56.8
26/08/2024	19:17	67.0		70.5	59.0
26/08/2024	19:22	67.9		71.6	57.6
26/08/2024	19:27	68.1		71.9	55.7
26/08/2024	19:32	67.1	67.9	71.1	55.3
26/08/2024	19:37	69.3		73.1	55.0
26/08/2024	19:42	67.1		71.3	53.4
26/08/2024	19:47	67.8		72.2	56.1
26/08/2024	19:52	68.3		72.5	54.4
26/08/2024	19:57	67.4		70.8	57.1
26/08/2024	20:02	69.3	69.6	71.8	54.8
26/08/2024	20:07	69.9		73.2	56.8
26/08/2024	20:12	70.1		74.0	56.7
26/08/2024	20:17	67.9		71.7	53.1
26/08/2024	20:22	71.0		72.3	57.9
26/08/2024	20:27	68.8		72.2	57.2
26/08/2024	20:32	67.0	67.4	71.6	53.4
26/08/2024	20:37	67.5		72.0	54.5
26/08/2024	20:42	67.8		71.2	54.3
26/08/2024	20:47	67.1		71.7	53.7
26/08/2024	20:52	68.1		72.1	54.5
26/08/2024	20:57	66.9		71.2	52.8
26/08/2024	21:02	66.9	67.7	71.3	53.9
26/08/2024	21:07	69.4		72.3	57.1
26/08/2024	21:12	67.0		71.2	52.9
26/08/2024	21:17	67.1		71.9	52.3
26/08/2024	21:22	67.8		72.2	53.9
26/08/2024	21:27	67.6		71.7	53.0
26/08/2024	21:32	68.2	68.3	72.7	50.2
26/08/2024	21:37	69.0		72.7	56.3
26/08/2024	21:42	68.7		72.6	53.9
26/08/2024	21:47	68.1		72.1	55.4
26/08/2024	21:52	68.3		72.7	51.1
26/08/2024	21:57	67.3		70.8	49.8
26/08/2024	22:02	66.8	66.9	71.6	51.4
26/08/2024	22:07	66.2		70.5	52.8
26/08/2024	22:12	69.2		71.6	51.5
26/08/2024	22:17	66.1		69.8	51.5
26/08/2024	22:22	66.0		70.7	49.2
26/08/2024	22:27	66.1		71.0	53.4
26/08/2024	22:32	66.4	66.4	70.9	49.7
26/08/2024	22:37	65.7		69.4	49.1
26/08/2024	22:42	68.0		71.8	55.8
26/08/2024	22:47	66.8		71.7	50.9
26/08/2024	22:52	64.8		69.2	48.7
26/08/2024	22:57	65.9		70.7	47.9
		Mean	67.9		
		Maximum	69.6		
		Minimum	66.4		

Date	Start Time	Leq (5mins)	Leq (30mins)	L10 (5mins)	L90 (5mins)
27/08/2024	19:02	67.9	68.7	72.2	57.6
27/08/2024	19:07	69.2		73.4	56.2
27/08/2024	19:12	67.8		72.7	52.4
27/08/2024	19:17	68.6		72.4	57.3
27/08/2024	19:22	69.3		73.2	57.9
27/08/2024	19:27	69.1		73.1	58.2
27/08/2024	19:32	69.4	69.5	73.3	57.8
27/08/2024	19:37	68.9		73.2	52.9
27/08/2024	19:42	67.6		72.1	54.7
27/08/2024	19:47	68.4		72.8	55.5
27/08/2024	19:52	72.0		72.2	56.9
27/08/2024	19:57	69.4		72.8	56.8
27/08/2024	20:02	67.9	68.7	71.7	53.3
27/08/2024	20:07	68.1		72.1	53.9
27/08/2024	20:12	69.0		72.6	53.6
27/08/2024	20:17	69.3		73.3	54.7
27/08/2024	20:22	69.1		73.1	54.4
27/08/2024	20:27	68.8		72.9	53.1
27/08/2024	20:32	68.6	68.5	72.4	55.2
27/08/2024	20:37	68.2		72.4	55.5
27/08/2024	20:42	67.5		71.6	52.5
27/08/2024	20:47	68.1		72.2	56.2
27/08/2024	20:52	69.2		73.9	53.0
27/08/2024	20:57	68.9		73.5	56.6
27/08/2024	21:02	67.1	67.9	71.7	53.0
27/08/2024	21:07	68.0		72.7	53.4
27/08/2024	21:12	68.8		73.1	57.5
27/08/2024	21:17	68.4		72.6	54.5
27/08/2024	21:22	65.1		69.4	54.3
27/08/2024	21:27	68.7		73.4	53.6
27/08/2024	21:32	69.2	69.2	73.3	55.4
27/08/2024	21:37	67.8		72.1	54.9
27/08/2024	21:42	68.0		72.0	50.9
27/08/2024	21:47	68.1		72.4	51.4
27/08/2024	21:52	72.3		73.4	54.9
27/08/2024	21:57	67.7		72.3	49.7
27/08/2024	22:02	66.0	67.5	70.2	48.6
27/08/2024	22:07	68.0		72.1	52.6
27/08/2024	22:12	66.2		70.2	47.8
27/08/2024	22:17	67.7		72.3	51.3
27/08/2024	22:22	69.1		72.0	49.4
27/08/2024	22:27	67.2		71.7	53.5
27/08/2024	22:32	66.3	67.1	70.4	51.8
27/08/2024	22:37	66.8		70.8	52.6
27/08/2024	22:42	66.1		70.4	47.3
27/08/2024	22:47	68.9		73.4	54.1
27/08/2024	22:52	66.3		70.8	48.9
27/08/2024	22:57	67.3		71.8	50.4
		Mean	68.4		
		Maximum	69.5		
		Minimum	67.1		

Date	Start Time	Leq (5mins)	Leq (30mins)	L10 (5mins)	L90 (5mins)
28/08/2024	19:02	68.8	68.3	72.7	56.6
28/08/2024	19:07	69.7		73.7	54.1
28/08/2024	19:12	68.4		72.0	59.9
28/08/2024	19:17	67.8		71.7	54.9
28/08/2024	19:22	68.4		72.3	55.5
28/08/2024	19:27	66.0		69.8	55.8
28/08/2024	19:32	68.8	68.6	72.4	55.7
28/08/2024	19:37	68.0		72.3	57.8
28/08/2024	19:42	69.1		73.0	56.4
28/08/2024	19:47	69.4		72.4	58.4
28/08/2024	19:52	69.1		73.6	60.2
28/08/2024	19:57	67.0		70.3	57.9
28/08/2024	20:02	66.9	68.4	71.0	52.3
28/08/2024	20:07	68.1		72.4	56.1
28/08/2024	20:12	68.3		72.6	52.1
28/08/2024	20:17	69.0		72.8	57.2
28/08/2024	20:22	69.3		73.1	55.8
28/08/2024	20:27	68.4		72.0	55.9
28/08/2024	20:32	68.4	67.6	72.1	57.4
28/08/2024	20:37	68.8		73.1	57.6
28/08/2024	20:42	66.4		70.6	52.1
28/08/2024	20:47	68.0		72.1	58.6
28/08/2024	20:52	66.8		71.5	54.0
28/08/2024	20:57	66.8		70.9	52.5
28/08/2024	21:02	65.6	67.2	70.0	52.2
28/08/2024	21:07	66.7		71.5	53.1
28/08/2024	21:12	68.2		72.6	56.1
28/08/2024	21:17	66.7		71.1	55.1
28/08/2024	21:22	68.8		73.0	54.8
28/08/2024	21:27	66.6		70.8	50.9
28/08/2024	21:32	68.7	67.9	72.5	56.3
28/08/2024	21:37	67.0		71.6	52.0
28/08/2024	21:42	67.5		72.6	53.2
28/08/2024	21:47	67.1		71.6	53.2
28/08/2024	21:52	68.8		70.9	54.2
28/08/2024	21:57	67.9		72.1	54.7
28/08/2024	22:02	68.1	67.7	71.5	54.7
28/08/2024	22:07	66.8		71.0	53.4
28/08/2024	22:12	67.5		71.8	50.8
28/08/2024	22:17	68.8		72.4	53.7
28/08/2024	22:22	66.9		70.8	51.4
28/08/2024	22:27	67.9		72.2	52.3
28/08/2024	22:32	67.0	67.1	71.2	52.3
28/08/2024	22:37	67.2		71.9	50.4
28/08/2024	22:42	67.9		72.4	49.5
28/08/2024	22:47	65.7		69.8	48.3
28/08/2024	22:52	68.0		72.3	52.6
28/08/2024	22:57	66.6		71.1	49.1
		Mean	67.9		
		Maximum	68.6		
		Minimum	67.1		

Station: CM3

Date	Start Time	Leq (5mins)	Leq (30mins)	L10 (5mins)	L90 (5mins)
29/08/2024	19:02	74.1		77.5	63.6
29/08/2024	19:07	71.4		75.3	60.9
29/08/2024	19:12	70.6	71.7	74.9	60.7
29/08/2024	19:17	70.5		74.4	60.3
29/08/2024	19:22	70.8		74.9	60.9
29/08/2024	19:27	71.7		76.6	54.4
29/08/2024	19:32	71.1		75.3	55.8
29/08/2024	19:37	69.9		73.8	57.0
29/08/2024	19:42	68.9	70.4	73.2	55.9
29/08/2024	19:47	69.5		74.0	54.4
29/08/2024	19:52	71.4		74.7	58.6
29/08/2024	19:57	71.2		73.7	54.5
29/08/2024	20:02	66.9		70.8	53.9
29/08/2024	20:07	69.1		73.4	55.9
29/08/2024	20:12	68.6	68.4	72.7	55.5
29/08/2024	20:17	69.4		73.5	55.9
29/08/2024	20:22	67.7		72.5	53.4
29/08/2024	20:27	68.0		72.4	55.1
29/08/2024	20:32	72.5		73.5	53.7
29/08/2024	20:37	68.5		72.3	56.8
29/08/2024	20:42	71.7	70.0	73.1	55.9
29/08/2024	20:47	68.3		72.5	57.5
29/08/2024	20:52	67.4		71.6	57.5
29/08/2024	20:57	69.1		73.3	54.4
29/08/2024	21:02	68.4		72.1	58.4
29/08/2024	21:07	70.6		73.3	58.8
29/08/2024	21:12	68.2	68.7	72.7	54.6
29/08/2024	21:17	67.8		72.2	53.7
29/08/2024	21:22	68.1		70.3	54.3
29/08/2024	21:27	68.4		71.8	54.4
29/08/2024	21:32	67.3		71.7	53.5
29/08/2024	21:37	68.6		73.4	53.7
29/08/2024	21:42	67.4	67.8	71.3	54.2
29/08/2024	21:47	67.7		71.0	55.1
29/08/2024	21:52	67.9		72.2	54.3
29/08/2024	21:57	68.0		72.5	53.3
29/08/2024	22:02	68.3		72.4	54.6
29/08/2024	22:07	68.7		73.2	54.9
29/08/2024	22:12	68.3	68.1	72.4	53.6
29/08/2024	22:17	66.4		70.5	55.0
29/08/2024	22:22	67.1		70.9	52.9
29/08/2024	22:27	69.2		72.6	54.4
29/08/2024	22:32	67.8		72.6	56.1
29/08/2024	22:37	68.7		70.8	55.6
29/08/2024	22:42	67.5	67.6	72.2	50.2
29/08/2024	22:47	67.8		72.3	55.4
29/08/2024	22:52	65.7		70.1	49.3
29/08/2024	22:57	67.4		72.0	49.2
		Mean	69.1		
		Maximum	71.7		
		Minimum	67.6		

Date	Start Time	Leq (5mins)	Leq (30mins)	L10 (5mins)	L90 (5mins)
30/08/2024	19:04	68.8		72.6	57.5
30/08/2024	19:09	67.3		70.7	52.1
30/08/2024	19:14	68.4	69.5	72.4	56.8
30/08/2024	19:19	71.6		74.9	56.7
30/08/2024	19:24	70.7		73.6	58.1
30/08/2024	19:29	68.7		72.5	57.4
30/08/2024	19:34	67.4		71.0	54.4
30/08/2024	19:39	67.0		71.8	50.5
30/08/2024	19:44	68.5	68.1	72.2	53.7
30/08/2024	19:49	68.1		71.6	56.8
30/08/2024	19:54	68.7		72.3	56.9
30/08/2024	19:59	68.6		71.8	55.2
30/08/2024	20:04	71.3		74.0	60.9
30/08/2024	20:09	68.9		72.1	54.8
30/08/2024	20:14	69.0	69.1	72.0	54.9
30/08/2024	20:19	67.6		71.2	54.6
30/08/2024	20:24	68.4		71.8	58.4
30/08/2024	20:29	68.6		73.2	53.7
30/08/2024	20:34	68.9		72.6	56.1
30/08/2024	20:39	67.7		71.8	54.3
30/08/2024	20:44	68.8	69.8	72.9	54.7
30/08/2024	20:49	67.4		72.1	54.3
30/08/2024	20:54	70.1		73.1	55.5
30/08/2024	20:59	73.2		74.8	54.8
30/08/2024	21:04	70.4		72.9	57.7
30/08/2024	21:09	67.2		71.7	53.8
30/08/2024	21:14	70.0	68.7	73.3	58.0
30/08/2024	21:19	66.4		70.2	55.2
30/08/2024	21:24	68.6		72.1	55.3
30/08/2024	21:29	68.5		71.6	53.6
30/08/2024	21:34	74.4		75.4	53.0
30/08/2024	21:39	68.1		72.3	52.8
30/08/2024	21:44	66.6	70.7	70.9	50.5
30/08/2024	21:49	68.8		72.5	53.9
30/08/2024	21:54	69.8		72.3	54.8
30/08/2024	21:59	71.9		73.9	52.8
30/08/2024	22:04	67.6		72.1	48.7
30/08/2024	22:09	69.9		73.8	52.8
30/08/2024	22:14	66.6	68.2	69.9	53.3
30/08/2024	22:19	68.9		73.0	51.2
30/08/2024	22:24	68.0		72.7	53.5
30/08/2024	22:29	67.2		71.7	48.2
30/08/2024	22:34	66.8		70.9	51.8
30/08/2024	22:39	67.2		71.2	51.2
30/08/2024	22:44	67.1	67.5	71.0	50.4
30/08/2024	22:49	67.2		71.3	52.2
30/08/2024	22:54	68.1		72.1	52.2
30/08/2024	22:59	68.5		72.1	53.5
		Mean	69.0		
		Maximum	70.7		
		Minimum	67.5		

Date	Start Time	Leq (5mins)	Leq (30mins)	L10 (5mins)	L90 (5mins)
31/08/2024	19:04	69.1		73.3	56.2
31/08/2024	19:09	69.7		73.2	53.5
31/08/2024	19:14	69.7	69.1	74.0	58.7
31/08/2024	19:19	68.9		72.7	55.8
31/08/2024	19:24	67.9		71.7	58.0
31/08/2024	19:29	68.8		73.1	55.1
31/08/2024	19:34	67.5		72.1	53.9
31/08/2024	19:39	68.6		73.0	57.6
31/08/2024	19:44	68.3	68.1	72.6	57.3
31/08/2024	19:49	68.4		72.0	48.9
31/08/2024	19:54	67.8		72.1	56.3
31/08/2024	19:59	67.7		72.0	53.5
31/08/2024	20:04	68.8		72.8	56.1
31/08/2024	20:09	68.5		72.8	53.6
31/08/2024	20:14	68.8	68.6	72.4	53.9
31/08/2024	20:19	69.8		74.1	55.7
31/08/2024	20:24	68.3		72.2	55.2
31/08/2024	20:29	67.2		71.2	57.2
31/08/2024	20:34	67.1		70.8	52.0
31/08/2024	20:39	68.8		73.3	53.2
31/08/2024	20:44	68.3	68.5	73.1	56.6
31/08/2024	20:49	69.6		73.5	58.8
31/08/2024	20:54	68.3		73.5	52.5
31/08/2024	20:59	68.8		73.3	57.1
31/08/2024	21:04	69.1		73.0	54.4
31/08/2024	21:09	68.0		72.1	54.5
31/08/2024	21:14	69.6	71.0	74.2	54.3
31/08/2024	21:19	67.1		71.3	50.9
31/08/2024	21:24	69.7		73.1	56.8
31/08/2024	21:29	75.7		76.5	51.4
31/08/2024	21:34	67.8		71.9	52.1
31/08/2024	21:39	68.3		72.3	56.2
31/08/2024	21:44	68.2	68.2	72.7	55.6
31/08/2024	21:49	67.6		71.9	53.9
31/08/2024	21:54	68.4		72.1	52.8
31/08/2024	21:59	68.6		72.6	55.0
31/08/2024	22:04	69.3		74.0	56.3
31/08/2024	22:09	67.2		71.8	53.7
31/08/2024	22:14	65.3	67.9	69.5	53.3
31/08/2024	22:19	68.0		73.0	52.1
31/08/2024	22:24	68.7		72.9	52.6
31/08/2024	22:29	68.0		72.2	49.6
31/08/2024	22:34	68.7		72.8	53.9
31/08/2024	22:39	69.9		73.2	52.0
31/08/2024	22:44	67.7	68.2	72.5	49.1
31/08/2024	22:49	66.6		70.8	54.8
31/08/2024	22:54	68.5		72.6	53.3
31/08/2024	22:59	67.3		71.1	50.5
		Mean	68.7		
		Maximum	71.0		
		Minimum	67.9		

Station: CM3

Date	Start Time	Leq (5mins)	Leq (30mins)	L10 (5mins)	L90 (5mins)
1/09/2024	19:04	67.5		71.9	51.7
1/09/2024	19:09	68.3		71.7	52.2
1/09/2024	19:14	68.5	67.8	72.4	56.4
1/09/2024	19:19	67.7		71.9	55.1
1/09/2024	19:24	67.4		71.6	58.3
1/09/2024	19:29	66.9		71.1	50.5
1/09/2024	19:34	66.6		70.6	53.1
1/09/2024	19:39	67.9		71.9	55.4
1/09/2024	19:44	67.8	68.0	71.7	55.9
1/09/2024	19:49	68.0		72.3	52.3
1/09/2024	19:54	68.6		72.6	49.9
1/09/2024	19:59	68.6		71.8	57.0
1/09/2024	20:04	68.7		72.5	54.7
1/09/2024	20:09	69.2		73.5	57.4
1/09/2024	20:14	67.6	68.5	71.8	58.1
1/09/2024	20:19	68.0		72.4	52.3
1/09/2024	20:24	68.7		72.9	54.7
1/09/2024	20:29	68.6		73.2	56.3
1/09/2024	20:34	69.0		73.5	59.3
1/09/2024	20:39	67.0		70.9	55.6
1/09/2024	20:44	68.0	69.4	72.4	48.1
1/09/2024	20:49	72.5		73.4	53.9
1/09/2024	20:54	67.1		71.6	49.9
1/09/2024	20:59	69.8		73.6	56.5
1/09/2024	21:04	69.0		73.4	57.2
1/09/2024	21:09	67.5		72.0	53.7
1/09/2024	21:14	69.0	68.8	71.8	53.5
1/09/2024	21:19	70.1		73.2	56.2
1/09/2024	21:24	68.4		72.8	51.8
1/09/2024	21:29	68.6		72.9	53.4
1/09/2024	21:34	68.0		72.2	50.4
1/09/2024	21:39	67.1		70.8	52.2
1/09/2024	21:44	68.2	68.2	72.6	49.7
1/09/2024	21:49	68.0		71.7	51.7
1/09/2024	21:54	68.1		71.9	50.9
1/09/2024	21:59	69.4		71.2	54.5
1/09/2024	22:04	67.8		71.9	53.4
1/09/2024	22:09	65.3		69.7	49.5
1/09/2024	22:14	65.9	67.2	70.8	52.5
1/09/2024	22:19	65.2		69.4	49.2
1/09/2024	22:24	65.1		69.2	46.6
1/09/2024	22:29	70.6		72.4	46.4
1/09/2024	22:34	65.0		69.5	45.4
1/09/2024	22:39	67.4		70.8	48.0
1/09/2024	22:44	63.4	65.7	67.4	50.9
1/09/2024	22:49	66.7		71.7	48.1
1/09/2024	22:54	65.3		68.1	47.0
1/09/2024	22:59	65.4		69.3	48.6
		Mean	67.9		
		Maximum	69.4		
		Minimum	65.7		

Date	Start Time	Leq (5mins)	Leq (30mins)	L10 (5mins)	L90 (5mins)
2/09/2024	19:02	69.1		73.5	58.7
2/09/2024	19:07	67.9		72.2	56.4
2/09/2024	19:12	67.6	68.0	70.7	57.9
2/09/2024	19:17	66.8		70.9	54.3
2/09/2024	19:22	68.1		72.4	55.9
2/09/2024	19:27	68.4		72.7	54.6
2/09/2024	19:32	69.9		73.2	57.8
2/09/2024	19:37	68.3		71.3	56.7
2/09/2024	19:42	67.7	68.0	71.5	55.3
2/09/2024	19:47	66.8		70.6	55.8
2/09/2024	19:52	68.2		71.4	54.8
2/09/2024	19:57	66.5		70.6	54.3
2/09/2024	20:02	66.3		70.2	55.7
2/09/2024	20:07	66.3		71.0	51.7
2/09/2024	20:12	67.5	66.9	70.7	53.6
2/09/2024	20:17	67.8		71.8	53.5
2/09/2024	20:22	65.9		70.1	52.3
2/09/2024	20:27	67.1		71.0	52.4
2/09/2024	20:32	68.5		73.0	51.3
2/09/2024	20:37	67.4		72.2	53.6
2/09/2024	20:42	66.5	70.6	70.8	52.8
2/09/2024	20:47	76.0		77.8	48.1
2/09/2024	20:52	67.0		70.4	51.9
2/09/2024	20:57	68.7		72.0	53.5
2/09/2024	21:02	65.9		70.6	51.0
2/09/2024	21:07	64.9		68.7	50.1
2/09/2024	21:12	66.2	66.3	70.0	51.6
2/09/2024	21:17	66.2		69.6	53.3
2/09/2024	21:22	67.8		72.4	52.8
2/09/2024	21:27	66.1		70.4	46.3
2/09/2024	21:32	66.8		70.8	53.9
2/09/2024	21:37	66.8		70.2	51.4
2/09/2024	21:42	65.1	66.0	69.0	49.3
2/09/2024	21:47	65.2		69.5	48.5
2/09/2024	21:52	65.6		69.5	49.2
2/09/2024	21:57	66.2		70.5	48.1
2/09/2024	22:02	65.9		69.5	46.3
2/09/2024	22:07	66.4		71.1	51.8
2/09/2024	22:12	68.6	67.0	71.7	45.8
2/09/2024	22:17	65.8		69.3	48.6
2/09/2024	22:22	68.6		72.6	55.1
2/09/2024	22:27	65.8		70.2	48.0
2/09/2024	22:32	63.2		67.6	45.7
2/09/2024	22:37	64.5		68.5	45.7
2/09/2024	22:42	64.0	65.2	68.7	46.2
2/09/2024	22:47	64.7		68.7	48.7
2/09/2024	22:52	64.3		68.4	51.8
2/09/2024	22:57	68.2		70.4	47.6
		Mean	67.3		
		Maximum	70.6		
		Minimum	65.2		

Date	Start Time	Leq (5mins)	Leq (30mins)	L10 (5mins)	L90 (5mins)
3/09/2024	19:02	68.7		72.5	55.4
3/09/2024	19:07	69.2		72.9	55.8
3/09/2024	19:12	68.2	68.4	72.2	54.4
3/09/2024	19:17	67.0		71.3	53.2
3/09/2024	19:22	69.2		73.1	54.9
3/09/2024	19:27	67.7		71.7	51.4
3/09/2024	19:32	68.7		72.4	51.8
3/09/2024	19:37	67.2		72.0	55.7
3/09/2024	19:42	68.2	68.2	72.9	53.2
3/09/2024	19:47	69.1		72.4	55.5
3/09/2024	19:52	67.3		71.6	52.1
3/09/2024	19:57	68.3		72.3	53.3
3/09/2024	20:02	68.8		73.3	55.6
3/09/2024	20:07	68.1		71.8	50.1
3/09/2024	20:12	67.4	67.8	71.6	53.8
3/09/2024	20:17	67.5		72.4	52.9
3/09/2024	20:22	67.0		70.1	53.8
3/09/2024	20:27	68.0		72.1	53.4
3/09/2024	20:32	65.8		70.2	50.4
3/09/2024	20:37	69.4		73.1	57.3
3/09/2024	20:42	68.8	68.5	72.4	54.6
3/09/2024	20:47	69.4		72.9	57.2
3/09/2024	20:52	69.1		73.7	55.1
3/09/2024	20:57	67.6		70.5	55.9
3/09/2024	21:02	73.3		75.8	61.1
3/09/2024	21:07	77.9		79.4	58.1
3/09/2024	21:12	69.5	72.9	73.4	57.5
3/09/2024	21:17	70.1		74.0	58.4
3/09/2024	21:22	69.8		73.9	59.7
3/09/2024	21:27	67.8		72.5	56.2
3/09/2024	21:32	68.9		73.5	55.4
3/09/2024	21:37	68.1		72.8	54.8
3/09/2024	21:42	67.8	67.7	71.7	57.0
3/09/2024	21:47	67.5		72.0	54.8
3/09/2024	21:52	67.0		70.6	51.6
3/09/2024	21:57	66.1		70.4	50.4
3/09/2024	22:02	66.4		70.4	51.4
3/09/2024	22:07	65.3		69.1	51.1
3/09/2024	22:12	66.9	66.6	71.3	49.8
3/09/2024	22:17	66.8		70.8	48.5
3/09/2024	22:22	66.9		71.4	47.8
3/09/2024	22:27	67.2		71.1	47.9
3/09/2024	22:32	66.9		71.1	48.0
3/09/2024	22:37	66.1		70.6	48.6
3/09/2024	22:42	65.8	66.6	70.1	50.1
3/09/2024	22:47	66.5		71.0	52.2
3/09/2024	22:52	66.5		70.6	50.2
3/09/2024	22:57	67.7		71.0	48.9
		Mean	68.3		
		Maximum	72.9		
		Minimum	66.6		

Station: CM3

Date	Start Time	Leq (5mins)	Leq (30mins)	L10 (5mins)	L90 (5mins)
9/09/2024	19:01	68.1	68.3	71.9	58.1
9/09/2024	19:06	69.9		73.4	55.0
9/09/2024	19:11	68.7		72.1	55.4
9/09/2024	19:16	68.0		71.8	57.0
9/09/2024	19:21	66.7		70.3	56.7
9/09/2024	19:26	67.8		71.4	58.0
9/09/2024	19:31	68.9	69.7	73.4	55.8
9/09/2024	19:36	73.1		74.8	56.4
9/09/2024	19:41	68.7		72.7	56.1
9/09/2024	19:46	68.0		71.7	56.5
9/09/2024	19:51	67.1		70.5	54.4
9/09/2024	19:56	69.4		73.3	53.5
9/09/2024	20:01	72.0	69.1	72.4	55.9
9/09/2024	20:06	68.3		72.4	51.3
9/09/2024	20:11	67.8		72.6	54.5
9/09/2024	20:16	69.3		72.3	58.0
9/09/2024	20:21	68.6		73.0	54.0
9/09/2024	20:26	66.9		71.6	52.5
9/09/2024	20:31	70.2	68.4	72.2	53.4
9/09/2024	20:36	68.3		72.2	56.7
9/09/2024	20:41	68.0		71.9	53.0
9/09/2024	20:46	67.3		72.0	54.6
9/09/2024	20:51	68.5		72.0	54.6
9/09/2024	20:56	67.3		70.9	52.1
9/09/2024	21:01	68.5	68.3	72.4	55.5
9/09/2024	21:06	67.7		71.9	51.2
9/09/2024	21:11	69.2		73.4	52.7
9/09/2024	21:16	68.2		72.0	56.3
9/09/2024	21:21	67.0		70.5	57.2
9/09/2024	21:26	68.9		73.0	56.2
9/09/2024	21:31	67.4	67.7	70.9	53.6
9/09/2024	21:36	69.5		71.2	55.3
9/09/2024	21:41	68.5		73.1	54.2
9/09/2024	21:46	66.4		70.5	52.3
9/09/2024	21:51	66.1		70.5	49.6
9/09/2024	21:56	67.2		70.7	51.2
9/09/2024	22:01	67.9	67.9	73.1	49.0
9/09/2024	22:06	67.8		71.5	50.7
9/09/2024	22:11	68.2		72.1	53.0
9/09/2024	22:16	68.6		72.7	53.1
9/09/2024	22:21	67.6		71.5	54.2
9/09/2024	22:26	67.0		71.5	49.2
9/09/2024	22:31	67.1	66.9	71.5	52.5
9/09/2024	22:36	66.3		70.2	51.6
9/09/2024	22:41	67.4		71.2	53.3
9/09/2024	22:46	66.8		70.9	49.7
9/09/2024	22:51	66.9		71.7	48.8
9/09/2024	22:56	66.8		71.0	53.9
		Mean	68.3		
		Maximum	69.7		
		Minimum	66.9		

Date	Start Time	Leq (5mins)	Leq (30mins)	L10 (5mins)	L90 (5mins)
10/09/2024	19:01	66.6	67.7	70.7	47.1
10/09/2024	19:06	68.6		73.4	48.3
10/09/2024	19:11	67.9		71.9	53.2
10/09/2024	19:16	68.3		72.8	50.1
10/09/2024	19:21	66.7		70.8	48.3
10/09/2024	19:26	67.7		72.0	53.5
10/09/2024	19:31	68.1	66.8	72.3	49.2
10/09/2024	19:36	66.7		71.1	54.4
10/09/2024	19:41	67.1		71.3	51.1
10/09/2024	19:46	67.0		71.2	49.1
10/09/2024	19:51	65.4		69.5	46.9
10/09/2024	19:56	65.9		69.8	48.5
10/09/2024	20:01	66.9	66.6	71.0	48.6
10/09/2024	20:06	65.5		70.4	49.0
10/09/2024	20:11	66.7		71.3	46.3
10/09/2024	20:16	67.5		70.7	51.9
10/09/2024	20:21	67.3		72.2	49.1
10/09/2024	20:26	64.8		68.6	47.3
10/09/2024	20:31	64.7	65.9	68.7	47.5
10/09/2024	20:36	67.2		71.9	44.0
10/09/2024	20:41	67.0		70.6	48.1
10/09/2024	20:46	65.3		68.6	49.8
10/09/2024	20:51	66.7		71.1	48.1
10/09/2024	20:56	62.8		66.9	44.3
10/09/2024	21:01	66.2	65.4	70.0	48.7
10/09/2024	21:06	64.5		68.1	48.2
10/09/2024	21:11	65.9		70.8	45.2
10/09/2024	21:16	65.0		68.0	45.3
10/09/2024	21:21	64.4		68.9	46.1
10/09/2024	21:26	66.2		70.7	49.3
10/09/2024	21:31	65.1	64.6	69.3	45.6
10/09/2024	21:36	63.0		67.1	44.9
10/09/2024	21:41	64.1		67.4	44.0
10/09/2024	21:46	64.3		69.0	45.3
10/09/2024	21:51	65.2		69.7	47.6
10/09/2024	21:56	65.6		68.1	44.7
10/09/2024	22:01	62.9	64.2	67.1	44.4
10/09/2024	22:06	64.0		67.8	44.3
10/09/2024	22:11	64.5		68.3	44.1
10/09/2024	22:16	64.8		67.7	41.8
10/09/2024	22:21	64.8		68.1	43.7
10/09/2024	22:26	63.8		68.3	42.4
10/09/2024	22:31	64.2	64.6	68.5	46.4
10/09/2024	22:36	61.8		65.9	42.1
10/09/2024	22:41	64.8		67.9	45.2
10/09/2024	22:46	63.5		68.1	45.1
10/09/2024	22:51	66.9		70.5	48.3
10/09/2024	22:56	64.7		68.7	46.0
		Mean	65.7		
		Maximum	67.7		
		Minimum	64.2		

Summary of Noise Monitoring Results during 19:00 - 23:00 at CM3	
	Leq (30mins)
Mean	68.1
Maximum	72.9
Minimum	64.2

Note:
1. Data gaps appear starting from the afternoon on 4 September 2024 to the morning on 9 September 2024 during the suspension of monitoring due to the super typhoon Yagi.

Station: CM3

Date	Start Time	Leq (5mins)	Leq (30mins)	L10 (5mins)	L90 (5mins)
23/08/2024	23:02	65.5	66.7	70.4	49.9
23/08/2024	23:07	66.8		70.5	53.3
23/08/2024	23:12	66.7		71.0	46.9
23/08/2024	23:17	67.2		72.5	48.3
23/08/2024	23:22	66.5		70.7	48.3
23/08/2024	23:27	67.2		72.1	48.0
23/08/2024	23:32	66.6	66.0	70.7	49.6
23/08/2024	23:37	66.4		70.7	48.6
23/08/2024	23:42	65.8		70.3	49.7
23/08/2024	23:47	66.9		71.0	54.2
23/08/2024	23:52	65.1		69.1	46.0
23/08/2024	23:57	64.5		67.6	45.9
		Mean	66.3		
		Maximum	66.7		
		Minimum	66.0		

Date	Start Time	Leq (5mins)	Leq (30mins)	L10 (5mins)	L90 (5mins)
24/08/2024	0:02	64.5	65.8	68.6	46.0
24/08/2024	0:07	66.6		70.0	47.4
24/08/2024	0:12	66.4		70.8	44.6
24/08/2024	0:17	64.9		68.9	46.9
24/08/2024	0:22	66.6		70.3	50.4
24/08/2024	0:27	65.1		69.5	45.5
24/08/2024	0:32	65.7	65.6	69.7	46.7
24/08/2024	0:37	64.3		69.4	45.1
24/08/2024	0:42	66.7		71.0	47.9
24/08/2024	0:47	64.0		67.6	46.7
24/08/2024	0:52	66.8		70.0	46.7
24/08/2024	0:57	65.6		70.2	46.1
24/08/2024	1:02	63.5	65.0	67.0	47.6
24/08/2024	1:07	65.5		69.8	45.7
24/08/2024	1:12	65.8		69.5	49.0
24/08/2024	1:17	64.3		68.3	43.4
24/08/2024	1:22	64.7		67.5	43.4
24/08/2024	1:27	65.6		69.4	46.0
24/08/2024	1:32	66.3	64.8	70.5	47.2
24/08/2024	1:37	64.6		67.9	47.5
24/08/2024	1:42	61.9		65.2	44.4
24/08/2024	1:47	63.9		68.7	43.2
24/08/2024	1:52	66.2		70.6	48.2
24/08/2024	1:57	64.3		68.7	42.8
24/08/2024	2:02	63.5	64.9	67.0	45.8
24/08/2024	2:07	66.7		70.5	44.4
24/08/2024	2:12	65.0		68.8	47.3
24/08/2024	2:17	65.0		68.6	45.5
24/08/2024	2:22	65.3		69.8	46.5
24/08/2024	2:27	62.8		66.0	43.8
24/08/2024	2:32	62.3	64.3	66.7	41.2
24/08/2024	2:37	65.0		68.6	42.2
24/08/2024	2:42	63.6		68.8	44.8
24/08/2024	2:47	64.7		68.0	43.4
24/08/2024	2:52	65.3		68.3	43.6
24/08/2024	2:57	64.4		68.3	44.2
24/08/2024	3:02	64.4	64.6	68.6	43.5
24/08/2024	3:07	63.3		67.6	44.1
24/08/2024	3:12	63.0		67.3	43.7
24/08/2024	3:17	66.0		70.2	46.9
24/08/2024	3:22	65.3		68.1	46.7
24/08/2024	3:27	65.1		67.3	41.7
24/08/2024	3:32	65.9	64.5	69.5	42.3
24/08/2024	3:37	62.1		66.5	42.4
24/08/2024	3:42	62.8		67.3	42.5
24/08/2024	3:47	65.0		69.8	43.2
24/08/2024	3:52	66.8		70.7	46.5
24/08/2024	3:57	62.0		64.9	44.3
24/08/2024	4:02	64.1	64.8	67.4	45.3
24/08/2024	4:07	64.2		67.2	44.0
24/08/2024	4:12	64.7		68.1	43.8
24/08/2024	4:17	65.9		70.1	46.2
24/08/2024	4:22	65.4		68.7	45.9
24/08/2024	4:27	64.3		68.0	43.2
24/08/2024	4:32	64.2	66.0	68.2	46.1
24/08/2024	4:37	66.4		69.8	45.3
24/08/2024	4:42	65.9		70.3	44.9
24/08/2024	4:47	66.5		71.2	48.3
24/08/2024	4:52	65.5		69.4	45.4
24/08/2024	4:57	67.1		71.8	44.7
24/08/2024	5:02	65.9	68.6	70.1	56.5
24/08/2024	5:07	66.6		69.8	56.6
24/08/2024	5:12	68.6		72.7	55.6
24/08/2024	5:17	69.8		73.2	49.6
24/08/2024	5:22	68.2		72.7	51.3
24/08/2024	5:27	70.5		73.2	51.3
24/08/2024	5:32	68.6	69.6	73.0	54.5
24/08/2024	5:37	68.6		72.8	51.2
24/08/2024	5:42	70.5		74.5	52.5
24/08/2024	5:47	70.0		74.5	52.2
24/08/2024	5:52	69.1		73.6	54.4
24/08/2024	5:57	70.3		73.7	55.4
24/08/2024	6:02	71.2	71.3	75.1	57.2
24/08/2024	6:07	68.8		73.0	55.3
24/08/2024	6:12	70.8		74.5	58.4
24/08/2024	6:17	72.9		77.3	57.9
24/08/2024	6:22	71.6		75.7	55.6
24/08/2024	6:27	71.5		76.2	57.4
24/08/2024	6:32	71.1	72.6	75.2	56.9
24/08/2024	6:37	70.4		74.7	56.5
24/08/2024	6:42	71.2		75.5	58.5
24/08/2024	6:47	74.6		76.9	58.1
24/08/2024	6:52	73.1		77.1	60.4
24/08/2024	6:57	73.4		77.2	63.3

24/08/2024	23:02	67.5	68.2	72.2	48.1
24/08/2024	23:07	68.0		72.8	51.6
24/08/2024	23:12	69.5		72.4	47.2
24/08/2024	23:17	67.9		72.7	51.6
24/08/2024	23:22	67.9		72.2	46.2
24/08/2024	23:27	67.8		72.2	54.1
24/08/2024	23:32	68.5	67.0	73.0	49.3
24/08/2024	23:37	67.0		71.7	49.6
24/08/2024	23:42	66.6		70.8	45.3
24/08/2024	23:47	65.7		70.6	45.2
24/08/2024	23:52	66.8		70.4	47.2
24/08/2024	23:57	66.6		70.7	51.1
		Mean	66.7		
		Maximum	72.6		
		Minimum	64.3		

Station: CM3

Date	Start Time	Leq (5mins)	Leq (30mins)	L10 (5mins)	L90 (5mins)
25/08/2024	0:02	65.1		69.7	50.3
25/08/2024	0:07	66.7		71.3	46.7
25/08/2024	0:12	66.8	66.1	71.4	47.1
25/08/2024	0:17	65.7		70.8	45.3
25/08/2024	0:22	66.0		71.1	44.9
25/08/2024	0:27	66.3		71.4	50.6
25/08/2024	0:32	67.4		72.5	47.0
25/08/2024	0:37	64.9		69.0	45.7
25/08/2024	0:42	73.2	68.7	76.3	49.0
25/08/2024	0:47	67.1		69.4	45.7
25/08/2024	0:52	67.0		70.5	49.3
25/08/2024	0:57	67.3		72.1	48.9
25/08/2024	1:02	66.5		71.2	52.2
25/08/2024	1:07	66.8		70.6	48.9
25/08/2024	1:12	67.1	67.6	70.5	47.8
25/08/2024	1:17	64.5		67.6	47.2
25/08/2024	1:22	69.7		74.3	53.3
25/08/2024	1:27	68.9		74.1	58.3
25/08/2024	1:32	68.3		72.7	55.4
25/08/2024	1:37	65.7		68.4	55.3
25/08/2024	1:42	66.8	66.1	71.3	53.1
25/08/2024	1:47	64.6		68.7	55.5
25/08/2024	1:52	64.6		69.1	52.7
25/08/2024	1:57	65.1		69.3	50.8
25/08/2024	2:02	63.7		67.8	44.8
25/08/2024	2:07	65.6		69.2	44.2
25/08/2024	2:12	66.0	64.9	70.7	46.0
25/08/2024	2:17	63.4		67.1	47.0
25/08/2024	2:22	64.5		65.3	44.0
25/08/2024	2:27	65.4		69.9	49.7
25/08/2024	2:32	62.7		67.2	44.2
25/08/2024	2:37	62.5		67.2	43.6
25/08/2024	2:42	63.7	65.0	67.4	44.2
25/08/2024	2:47	66.4		70.1	43.1
25/08/2024	2:52	67.6		71.8	43.8
25/08/2024	2:57	64.6		68.1	45.2
25/08/2024	3:02	64.6		68.9	43.7
25/08/2024	3:07	64.0		67.9	44.9
25/08/2024	3:12	63.9	64.5	66.1	44.4
25/08/2024	3:17	64.6		68.9	43.9
25/08/2024	3:22	66.6		69.6	45.0
25/08/2024	3:27	62.1		66.5	41.4
25/08/2024	3:32	65.1		69.6	42.9
25/08/2024	3:37	65.5		69.7	46.8
25/08/2024	3:42	64.1	64.9	67.8	40.7
25/08/2024	3:47	65.4		68.8	41.7
25/08/2024	3:52	65.1		69.5	43.5
25/08/2024	3:57	64.2		67.3	43.4
25/08/2024	4:02	64.3		68.5	48.8
25/08/2024	4:07	64.4		69.3	44.9
25/08/2024	4:12	63.9	64.4	67.3	46.1
25/08/2024	4:17	62.6		66.8	42.6
25/08/2024	4:22	65.8		68.6	46.0
25/08/2024	4:27	64.8		68.1	46.3
25/08/2024	4:32	65.6		70.3	42.8
25/08/2024	4:37	64.8		68.2	42.8
25/08/2024	4:42	64.5	65.1	68.2	45.5
25/08/2024	4:47	65.9		70.2	48.3
25/08/2024	4:52	61.3		65.8	47.8
25/08/2024	4:57	66.9		71.0	48.0
25/08/2024	5:02	66.6		70.9	49.8
25/08/2024	5:07	67.6		71.8	55.8
25/08/2024	5:12	65.4	66.5	69.4	55.9
25/08/2024	5:17	66.6		70.0	54.1
25/08/2024	5:22	66.7		70.8	50.5
25/08/2024	5:27	66.0		69.5	48.6
25/08/2024	5:32	66.4		70.5	48.3
25/08/2024	5:37	69.0		73.0	53.0
25/08/2024	5:42	68.1	67.6	71.8	49.6
25/08/2024	5:47	67.1		71.8	50.4
25/08/2024	5:52	67.7		72.1	51.0
25/08/2024	5:57	66.9		71.7	46.2
25/08/2024	6:02	69.1		73.8	52.5
25/08/2024	6:07	67.8		72.1	45.9
25/08/2024	6:12	64.9	67.8	69.2	46.0
25/08/2024	6:17	66.9		72.2	50.1
25/08/2024	6:22	68.6		72.1	50.5
25/08/2024	6:27	68.2		72.5	50.9
25/08/2024	6:32	66.6		72.0	51.1
25/08/2024	6:37	67.9		71.9	52.2
25/08/2024	6:42	67.5	68.7	72.4	50.6
25/08/2024	6:47	70.6		74.6	57.1
25/08/2024	6:52	68.9		73.1	55.5
25/08/2024	6:57	69.5		73.6	54.7

25/08/2024	23:02	66.4		70.7	46.8
25/08/2024	23:07	65.7		69.8	49.0
25/08/2024	23:12	64.7	66.4	68.3	47.8
25/08/2024	23:17	68.4		72.5	50.7
25/08/2024	23:22	67.1		71.7	46.6
25/08/2024	23:27	64.9		68.5	47.3
25/08/2024	23:32	66.4		70.4	53.5
25/08/2024	23:37	64.9		70.1	53.1
25/08/2024	23:42	65.5	65.4	69.6	53.4
25/08/2024	23:47	64.7		69.0	53.0
25/08/2024	23:52	66.3		70.3	54.9
25/08/2024	23:57	64.5		68.2	53.3
		Mean	66.2		
		Maximum	68.7		
		Minimum	64.4		

Date	Start Time	Leq (5mins)	Leq (30mins)	L10 (5mins)	L90 (5mins)
26/08/2024	0:02	66.4		71.2	53.3
26/08/2024	0:07	64.0		68.3	46.8
26/08/2024	0:12	65.9	65.7	70.2	45.6
26/08/2024	0:17	65.3		69.0	47.6
26/08/2024	0:22	64.5		69.2	43.5
26/08/2024	0:27	67.3		71.5	48.9
26/08/2024	0:32	62.7		65.7	45.4
26/08/2024	0:37	63.5		67.4	44.2
26/08/2024	0:42	62.6	63.8	65.4	44.1
26/08/2024	0:47	64.9		68.9	42.8
26/08/2024	0:52	64.8		70.3	45.4
26/08/2024	0:57	63.5		67.1	45.2
26/08/2024	1:02	62.3		65.4	44.1
26/08/2024	1:07	64.1		67.8	42.9
26/08/2024	1:12	72.9	67.1	74.7	46.5
26/08/2024	1:17	61.3		64.2	41.8
26/08/2024	1:22	62.5		66.1	44.0
26/08/2024	1:27	65.5		69.0	45.0
26/08/2024	1:32	62.3		66.0	40.9
26/08/2024	1:37	66.5		68.2	42.0
26/08/2024	1:42	59.2	62.8	62.0	42.5
26/08/2024	1:47	61.6		65.3	41.2
26/08/2024	1:52	60.8		63.4	40.3
26/08/2024	1:57	62.3		62.8	43.2
26/08/2024	2:02	61.8		64.3	42.3
26/08/2024	2:07	62.7		66.2	42.6
26/08/2024	2:12	63.3	62.0	67.4	42.9
26/08/2024	2:17	61.6		65.3	44.6
26/08/2024	2:22	61.8		65.1	42.0
26/08/2024	2:27	59.9		62.6	40.6
26/08/2024	2:32	63.0		65.2	41.2
26/08/2024	2:37	63.3		66.1	40.6
26/08/2024	2:42	62.3	63.7	65.4	41.7
26/08/2024	2:47	64.7		67.6	41.3
26/08/2024	2:52	63.9		66.5	42.3
26/08/2024	2:57	64.7		68.4	44.1
26/08/2024	3:02	61.9		63.1	47.7
26/08/2024	3:07	64.6		67.3	42.3
26/08/2024	3:12	62.5	64.4	65.6	41.3
26/08/2024	3:17	67.6		70.7	42.2
26/08/2024	3:22	64.4		67.8	44.0
26/08/2024	3:27	63.0		67.1	40.0
26/08/2024	3:32	61.0		65.1	42.3
26/08/2024	3:37	63.5		66.7	40.3
26/08/2024	3:42	62.2	62.9	65.6	41.5
26/08/2024	3:47	63.2		65.3	42.7
26/08/2024	3:52	62.5		65.0	40.5
26/08/2024	3:57	64.3		67.7	42.6
26/08/2024	4:02	64.5		66.7	42.3
26/08/2024	4:07	62.6		65.7	41.8
26/08/2024	4:12	65.4	65.4	69.8	41.5
26/08/2024	4:17	63.8		67.2	43.1
26/08/2024	4:22	65.3		69.7	43.8
26/08/2024	4:27	68.4		73.4	43.8
26/08/2024	4:32	66.1		70.1	43.9
26/08/2024	4:37	62.0		65.0	42.0
26/08/2024	4:42	65.1	65.7	68.8	42.9
26/08/2024	4:47	63.8		68.3	46.7
26/08/2024	4:52	67.3		71.7	46.5
26/08/2024	4:57	67.6		70.8	49.2
26/08/2024	5:02	68.2		72.9	55.5
26/08/2024	5:07	65.6		70.0	55.7
26/08/2024	5:12	67.1	68.1	71.7	57.0
26/08/2024	5:17	67.9		72.1	52.5
26/08/2024	5:22	69.9		74.8	52.6
26/08/2024	5:27	68.9		72.5	53.6
26/08/2024	5:32	69.3		73.1	51.6
26/08/2024	5:37	70.1		74.2	54.0
26/08/2024	5:42	71.4	70.3	75.2	57.5
26/08/2024	5:47	70.4		74.6	52.8
26/08/2024	5:52	70.6		74.8	54.4
26/08/2024	5:57	69.5		73.5	55.4
26/08/2024	6:02	70.4		75.0	55.4
26/08/2024	6:07	71.0		75.4	54.7
26/08/2024	6:12	71.0	71.3	74.9	54.4
26/08/2024	6:17	71.4		75.2	59.0
26/08/2024	6:22	72.6		76.4	57.8
26/08/2024	6:27	71.1		74.8	56.3
26/08/2024	6:32	71.2		75.9	57.7
26/08/2024	6:37	70.4		74.2	55.5
26/08/2024	6:42	70.5	71.7	74.9	56.3
26/08/2024	6:47	73.3		76.7	59.5
26/08/2024	6:52	71.9		75.1	55.0
26/08/2024	6:57	72.1		75.8	59.9

26/08/2024	23:02	65.4		70.0	49.3
26/08/2024	23:07	67.7		71.9	51.3
26/08/2024	23:12	67.0	66.6	71.3	49.2
26/08/2024	23:17	66.0		70.2	46.9
26/08/2024	23:22	67.9		71.9	49.4
26/08/2024	23:27	64.8		68.9	44.4
26/08/2024	23:32	65.7		70.1	50.6
26/08/2024	23:37	64.7		68.5	48.8
26/08/2024	23:42	66.9	67.1	70.3	52.0
26/08/2024	23:47	66.3		70.2	50.6
26/08/2024	23:52	66.5		70.3	48.8
26/08/2024	23:57	70.3		71.9	47.8
		Mean	66.2		
		Maximum	71.7		
		Minimum	62.0		

Station: CM3

Date	Start Time	Leq (5mins)	Leq (30mins)	L10 (5mins)	L90 (5mins)
27/08/2024	0:02	65.6	65.5	69.2	50.4
27/08/2024	0:07	65.5		69.7	48.3
27/08/2024	0:12	65.1		69.9	48.3
27/08/2024	0:17	65.1		68.0	49.8
27/08/2024	0:22	66.4		70.4	49.5
27/08/2024	0:27	65.3		69.5	45.0
27/08/2024	0:32	63.2	64.4	66.4	43.7
27/08/2024	0:37	66.9		70.2	45.0
27/08/2024	0:42	63.4		65.4	43.2
27/08/2024	0:47	64.2		68.4	43.7
27/08/2024	0:52	64.2		67.2	44.7
27/08/2024	0:57	63.0		67.7	42.8
27/08/2024	1:02	65.0	64.7	68.7	44.7
27/08/2024	1:07	61.4		64.7	42.7
27/08/2024	1:12	61.4		63.9	43.3
27/08/2024	1:17	63.2		67.3	44.7
27/08/2024	1:22	67.9		71.4	45.2
27/08/2024	1:27	65.3		67.3	45.6
27/08/2024	1:32	63.7	63.4	67.2	42.9
27/08/2024	1:37	62.8		65.2	42.8
27/08/2024	1:42	63.5		67.4	45.3
27/08/2024	1:47	62.2		66.1	43.1
27/08/2024	1:52	63.7		66.8	43.6
27/08/2024	1:57	64.3		68.6	42.7
27/08/2024	2:02	64.0	63.7	66.7	44.1
27/08/2024	2:07	64.1		67.1	42.7
27/08/2024	2:12	63.8		67.8	46.8
27/08/2024	2:17	64.1		67.7	41.9
27/08/2024	2:22	63.9		68.7	41.3
27/08/2024	2:27	61.5		65.5	42.2
27/08/2024	2:32	61.6	64.8	66.2	41.9
27/08/2024	2:37	64.8		69.0	45.8
27/08/2024	2:42	65.8		69.0	42.4
27/08/2024	2:47	65.0		68.2	45.3
27/08/2024	2:52	66.3		70.0	44.7
27/08/2024	2:57	63.7		68.0	45.5
27/08/2024	3:02	62.7	63.9	66.0	41.5
27/08/2024	3:07	64.8		67.6	42.0
27/08/2024	3:12	62.2		64.3	41.3
27/08/2024	3:17	65.5		69.2	43.8
27/08/2024	3:22	63.7		66.4	41.3
27/08/2024	3:27	63.9		66.7	42.5
27/08/2024	3:32	61.4	64.4	64.4	42.0
27/08/2024	3:37	65.3		69.7	42.9
27/08/2024	3:42	63.1		66.3	43.2
27/08/2024	3:47	65.8		70.6	43.5
27/08/2024	3:52	65.6		69.1	41.8
27/08/2024	3:57	63.9		67.8	42.9
27/08/2024	4:02	64.7	65.8	68.7	43.1
27/08/2024	4:07	65.8		69.0	43.2
27/08/2024	4:12	62.8		66.2	42.5
27/08/2024	4:17	66.7		70.3	45.2
27/08/2024	4:22	66.5		70.8	43.5
27/08/2024	4:27	66.9		71.7	44.6
27/08/2024	4:32	65.2	66.0	69.4	43.6
27/08/2024	4:37	62.9		66.2	47.0
27/08/2024	4:42	66.5		69.9	45.3
27/08/2024	4:47	66.0		69.4	48.7
27/08/2024	4:52	66.5		70.4	47.4
27/08/2024	4:57	67.5		70.4	49.0
27/08/2024	5:02	68.7	67.9	72.6	46.7
27/08/2024	5:07	66.0		69.2	49.5
27/08/2024	5:12	68.5		72.8	50.5
27/08/2024	5:17	67.3		71.2	48.6
27/08/2024	5:22	67.9		72.5	48.6
27/08/2024	5:27	68.7		72.9	52.4
27/08/2024	5:32	69.3	69.5	73.7	50.2
27/08/2024	5:37	68.8		72.7	55.2
27/08/2024	5:42	69.9		74.0	55.1
27/08/2024	5:47	68.5		73.3	49.7
27/08/2024	5:52	70.2		74.4	54.3
27/08/2024	5:57	69.9		74.6	54.8
27/08/2024	6:02	70.6	71.1	74.9	54.3
27/08/2024	6:07	70.8		74.8	57.1
27/08/2024	6:12	70.4		74.1	55.3
27/08/2024	6:17	71.6		75.6	54.1
27/08/2024	6:22	71.9		76.1	59.5
27/08/2024	6:27	71.1		75.3	60.7
27/08/2024	6:32	72.2	71.5	77.1	57.7
27/08/2024	6:37	71.8		76.0	53.9
27/08/2024	6:42	71.2		74.7	58.4
27/08/2024	6:47	70.9		74.5	59.1
27/08/2024	6:52	71.5		74.7	59.8
27/08/2024	6:57	71.3		75.5	57.6
27/08/2024	23:02	66.8	66.8	70.1	49.5
27/08/2024	23:07	66.4		70.9	48.1
27/08/2024	23:12	66.6		70.6	46.5
27/08/2024	23:17	67.4		71.8	50.6
27/08/2024	23:22	66.8		70.8	53.2
27/08/2024	23:27	66.9		70.8	48.5
27/08/2024	23:32	68.6	66.5	71.8	47.4
27/08/2024	23:37	66.1		70.9	52.0
27/08/2024	23:42	65.4		70.2	46.5
27/08/2024	23:47	66.3		70.7	50.4
27/08/2024	23:52	65.0		69.5	48.2
27/08/2024	23:57	66.8		70.4	45.2
		Mean	66.2		
		Maximum	71.5		
		Minimum	63.4		

Date	Start Time	Leq (5mins)	Leq (30mins)	L10 (5mins)	L90 (5mins)
28/08/2024	0:02	68.3	65.7	72.6	49.3
28/08/2024	0:07	65.1		68.9	49.0
28/08/2024	0:12	64.3		68.1	47.8
28/08/2024	0:17	66.7		71.1	50.7
28/08/2024	0:22	63.3		67.2	47.0
28/08/2024	0:27	64.8		68.4	46.6
28/08/2024	0:32	66.8	65.8	71.3	47.8
28/08/2024	0:37	63.1		66.5	48.0
28/08/2024	0:42	66.8		70.7	46.0
28/08/2024	0:47	65.4		70.3	47.9
28/08/2024	0:52	65.6		70.0	49.2
28/08/2024	0:57	66.0		70.0	44.8
28/08/2024	1:02	62.4	63.8	66.8	44.7
28/08/2024	1:07	63.0		67.4	45.8
28/08/2024	1:12	63.2		67.1	44.9
28/08/2024	1:17	65.1		68.3	46.0
28/08/2024	1:22	63.9		69.1	43.8
28/08/2024	1:27	64.8		68.3	44.7
28/08/2024	1:32	63.0	63.4	66.6	44.6
28/08/2024	1:37	63.7		67.6	43.7
28/08/2024	1:42	62.6		66.6	44.5
28/08/2024	1:47	63.5		68.2	44.7
28/08/2024	1:52	64.4		68.7	46.2
28/08/2024	1:57	63.2		66.8	45.1
28/08/2024	2:02	65.3	64.6	68.4	46.6
28/08/2024	2:07	65.4		69.6	46.1
28/08/2024	2:12	65.2		68.8	49.3
28/08/2024	2:17	65.1		70.5	48.6
28/08/2024	2:22	61.4		66.3	46.5
28/08/2024	2:27	64.1		66.4	44.7
28/08/2024	2:32	64.3	64.8	65.5	44.5
28/08/2024	2:37	66.7		69.3	44.9
28/08/2024	2:42	64.6		64.7	43.1
28/08/2024	2:47	64.2		65.4	43.6
28/08/2024	2:52	63.8		67.2	44.1
28/08/2024	2:57	64.5		69.2	43.0
28/08/2024	3:02	64.4	63.6	68.6	43.4
28/08/2024	3:07	62.6		66.7	43.5
28/08/2024	3:12	62.2		65.7	43.4
28/08/2024	3:17	62.0		65.0	41.9
28/08/2024	3:22	65.5		69.5	42.1
28/08/2024	3:27	63.5		67.2	42.1
28/08/2024	3:32	64.1	64.2	67.7	43.7
28/08/2024	3:37	63.4		68.0	42.5
28/08/2024	3:42	64.4		67.9	42.9
28/08/2024	3:47	63.7		68.0	43.4
28/08/2024	3:52	65.4		69.4	44.5
28/08/2024	3:57	64.2		68.5	43.8
28/08/2024	4:02	65.4	65.1	69.6	46.5
28/08/2024	4:07	63.8		67.8	44.1
28/08/2024	4:12	63.9		68.4	42.4
28/08/2024	4:17	65.0		68.6	44.1
28/08/2024	4:22	66.8		70.6	43.6
28/08/2024	4:27	64.7		68.9	43.2
28/08/2024	4:32	65.8	66.2	69.2	45.5
28/08/2024	4:37	63.7		66.9	45.4
28/08/2024	4:42	64.1		68.0	47.0
28/08/2024	4:47	67.5		71.9	48.8
28/08/2024	4:52	67.6		71.6	43.9
28/08/2024	4:57	66.7		70.1	51.6
28/08/2024	5:02	67.6	68.3	71.4	48.5
28/08/2024	5:07	66.6		70.8	52.8
28/08/2024	5:12	68.3		72.4	54.0
28/08/2024	5:17	68.4		72.7	55.0
28/08/2024	5:22	67.8		72.7	50.6
28/08/2024	5:27	70.3		73.6	52.4
28/08/2024	5:32	68.1	70.6	72.6	50.5
28/08/2024	5:37	70.1		74.2	54.7
28/08/2024	5:42	71.6		76.1	53.5
28/08/2024	5:47	71.6		75.3	57.9
28/08/2024	5:52	70.9		75.5	57.5
28/08/2024	5:57	70.6		74.4	56.4
28/08/2024	6:02	72.7	71.6	76.7	55.6
28/08/2024	6:07	70.8		75.1	53.6
28/08/2024	6:12	71.3		75.6	57.3
28/08/2024	6:17	70.9		75.1	54.0
28/08/2024	6:22	71.6		76.0	56.3
28/08/2024	6:27	71.8		75.4	58.6
28/08/2024	6:32	71.8	72.2	76.1	57.5
28/08/2024	6:37	71.2		74.7	57.4
28/08/2024	6:42	71.6		75.6	59.8
28/08/2024	6:47	73.3		75.8	58.4
28/08/2024	6:52	72.0		75.4	60.9
28/08/2024	6:57	72.7		77.1	56.8
28/08/2024	23:02	66.8	66.9	70.8	52.8
28/08/2024	23:07	66.8		71.3	49.5
28/08/2024	23:12	66.3		70.7	48.3
28/08/2024	23:17	66.6		70.6	53.4
28/08/2024	23:22	67.3		71.5	47.0
28/08/2024	23:27	67.3		71.9	48.8
28/08/2024	23:32	66.0	66.6	70.9	47.9
28/08/2024	23:37	67.4		71.4	54.2
28/08/2024	23:42	66.1		69.6	50.7
28/08/2024	23:47	66.1		70.5	51.6
28/08/2024	23:52	66.5		70.4	47.5
28/08/2024	23:57	67.2		69.3	45.7
		Mean	66.5		
		Maximum	72.2		
		Minimum	63.4		

Station: CM3

Date	Start Time	Leq (5mins)	Leq (30mins)	L10 (5mins)	L90 (5mins)
29/08/2024	0:02	64.8	64.8	69.5	49.3
29/08/2024	0:07	64.7		68.3	47.0
29/08/2024	0:12	64.3		68.3	45.9
29/08/2024	0:17	65.2		70.4	47.9
29/08/2024	0:22	66.3		69.9	48.1
29/08/2024	0:27	63.1		67.1	45.6
29/08/2024	0:32	65.4	66.3	68.8	46.3
29/08/2024	0:37	64.2		67.8	45.9
29/08/2024	0:42	66.9		71.6	48.3
29/08/2024	0:47	68.1		69.3	44.5
29/08/2024	0:52	66.5		70.8	49.7
29/08/2024	0:57	65.5		68.9	44.4
29/08/2024	1:02	61.7	63.6	64.8	45.9
29/08/2024	1:07	64.0		68.3	45.4
29/08/2024	1:12	64.1		68.1	45.4
29/08/2024	1:17	63.7		66.7	45.9
29/08/2024	1:22	63.3		66.3	44.3
29/08/2024	1:27	64.3		68.0	43.5
29/08/2024	1:32	62.5	64.1	65.6	44.6
29/08/2024	1:37	66.7		70.4	44.5
29/08/2024	1:42	64.7		69.4	43.6
29/08/2024	1:47	62.3		66.3	44.3
29/08/2024	1:52	60.6		63.9	42.3
29/08/2024	1:57	65.0		67.7	43.9
29/08/2024	2:02	61.7	62.0	65.9	44.9
29/08/2024	2:07	61.6		65.9	43.4
29/08/2024	2:12	63.0		66.5	41.0
29/08/2024	2:17	60.4		64.4	41.5
29/08/2024	2:22	63.6		66.7	43.7
29/08/2024	2:27	61.1		63.5	41.3
29/08/2024	2:32	59.4	63.2	63.2	42.1
29/08/2024	2:37	60.2		63.7	42.5
29/08/2024	2:42	59.9		62.4	41.5
29/08/2024	2:47	65.9		68.6	41.6
29/08/2024	2:52	65.8		69.3	41.6
29/08/2024	2:57	63.2		66.2	43.6
29/08/2024	3:02	64.1	65.1	68.6	42.8
29/08/2024	3:07	62.5		67.0	41.5
29/08/2024	3:12	64.0		67.3	42.8
29/08/2024	3:17	65.7		69.9	41.9
29/08/2024	3:22	67.0		70.6	42.2
29/08/2024	3:27	66.0		69.8	43.7
29/08/2024	3:32	62.9	64.5	66.7	43.9
29/08/2024	3:37	63.4		67.3	43.0
29/08/2024	3:42	65.3		68.4	42.7
29/08/2024	3:47	62.9		66.8	42.8
29/08/2024	3:52	65.8		69.1	42.7
29/08/2024	3:57	65.5		69.4	43.3
29/08/2024	4:02	62.0	64.8	65.1	43.6
29/08/2024	4:07	65.7		69.7	42.3
29/08/2024	4:12	62.3		66.4	44.5
29/08/2024	4:17	64.9		68.4	44.6
29/08/2024	4:22	65.4		69.1	48.7
29/08/2024	4:27	66.4		70.6	48.1
29/08/2024	4:32	63.6	65.0	66.6	47.4
29/08/2024	4:37	64.5		67.8	45.1
29/08/2024	4:42	64.2		67.4	44.3
29/08/2024	4:47	64.9		69.3	45.0
29/08/2024	4:52	66.2		70.5	45.4
29/08/2024	4:57	65.8		69.7	48.4
29/08/2024	5:02	66.7	69.0	70.0	48.8
29/08/2024	5:07	68.6		71.8	53.2
29/08/2024	5:12	68.0		71.1	49.8
29/08/2024	5:17	71.6		72.8	51.5
29/08/2024	5:22	67.8		71.5	51.5
29/08/2024	5:27	69.4		74.5	52.2
29/08/2024	5:32	68.9	69.5	73.5	53.2
29/08/2024	5:37	67.9		72.3	54.2
29/08/2024	5:42	70.0		74.1	51.7
29/08/2024	5:47	70.8		74.6	58.0
29/08/2024	5:52	69.9		74.0	49.5
29/08/2024	5:57	68.9		73.4	53.9
29/08/2024	6:02	70.8	71.3	74.1	56.8
29/08/2024	6:07	70.7		75.1	57.1
29/08/2024	6:12	70.9		75.1	54.2
29/08/2024	6:17	72.0		76.0	56.0
29/08/2024	6:22	71.8		75.3	57.4
29/08/2024	6:27	71.6		75.5	59.5
29/08/2024	6:32	71.7	71.7	75.5	59.3
29/08/2024	6:37	70.3		74.3	58.1
29/08/2024	6:42	72.3		76.1	58.9
29/08/2024	6:47	71.0		74.6	60.8
29/08/2024	6:52	71.6		75.2	63.1
29/08/2024	6:57	72.7		76.0	62.6

Date	Start Time	Leq (5mins)	Leq (30mins)	L10 (5mins)	L90 (5mins)
30/08/2024	0:02	63.1	65.1	67.2	47.1
30/08/2024	0:07	63.4		68.0	46.6
30/08/2024	0:12	66.6		69.6	45.7
30/08/2024	0:17	66.2		70.0	47.8
30/08/2024	0:22	65.1		70.3	47.3
30/08/2024	0:27	65.2		65.5	43.8
30/08/2024	0:32	65.6	67.4	69.8	44.8
30/08/2024	0:37	66.5		70.0	47.0
30/08/2024	0:42	71.6		72.1	46.9
30/08/2024	0:47	65.1		69.2	44.4
30/08/2024	0:52	65.2		69.6	45.0
30/08/2024	0:57	65.8		69.0	45.7
30/08/2024	1:02	64.1	64.6	68.4	46.0
30/08/2024	1:07	63.5		67.0	47.0
30/08/2024	1:12	61.1		63.8	44.4
30/08/2024	1:17	66.5		70.8	45.2
30/08/2024	1:22	64.7		68.6	43.7
30/08/2024	1:27	65.7		69.9	46.4
30/08/2024	1:32	63.5	64.6	67.6	44.5
30/08/2024	1:37	65.3		66.6	44.3
30/08/2024	1:42	65.0		69.3	41.4
30/08/2024	1:47	64.0		67.8	43.7
30/08/2024	1:52	64.7		69.8	41.3
30/08/2024	1:57	64.6		67.9	42.3
30/08/2024	2:02	64.5	64.1	68.2	42.2
30/08/2024	2:07	61.9		66.1	42.6
30/08/2024	2:12	64.7		68.2	42.2
30/08/2024	2:17	63.1		67.4	42.0
30/08/2024	2:22	62.3		66.2	42.2
30/08/2024	2:27	66.4		66.9	42.3
30/08/2024	2:32	63.8	63.9	66.3	42.6
30/08/2024	2:37	62.3		65.6	45.7
30/08/2024	2:42	62.8		66.8	42.7
30/08/2024	2:47	65.6		69.2	43.6
30/08/2024	2:52	65.8		68.3	44.1
30/08/2024	2:57	61.6		64.9	42.9
30/08/2024	3:02	64.9	64.9	69.1	42.2
30/08/2024	3:07	65.7		70.1	45.5
30/08/2024	3:12	63.7		66.9	42.4
30/08/2024	3:17	64.7		67.4	42.5
30/08/2024	3:22	64.0		67.8	44.0
30/08/2024	3:27	66.1		70.6	43.8
30/08/2024	3:32	63.6	64.4	66.7	43.1
30/08/2024	3:37	63.2		66.5	42.8
30/08/2024	3:42	66.0		68.6	43.3
30/08/2024	3:47	64.4		67.4	46.4
30/08/2024	3:52	64.6		69.1	44.9
30/08/2024	3:57	63.9		66.8	44.5
30/08/2024	4:02	63.8	65.8	66.9	41.4
30/08/2024	4:07	65.4		69.0	46.3
30/08/2024	4:12	65.4		68.6	43.0
30/08/2024	4:17	66.3		69.8	47.8
30/08/2024	4:22	67.3		71.2	45.2
30/08/2024	4:27	65.8		69.7	45.0
30/08/2024	4:32	66.4	66.7	71.3	45.4
30/08/2024	4:37	65.2		68.5	47.4
30/08/2024	4:42	65.8		69.5	43.6
30/08/2024	4:47	67.7		71.8	48.1
30/08/2024	4:52	66.0		70.5	47.7
30/08/2024	4:57	68.2		73.1	48.6
30/08/2024	5:02	66.5	68.1	70.1	44.3
30/08/2024	5:07	65.0		68.2	47.2
30/08/2024	5:12	67.7		72.3	48.7
30/08/2024	5:17	69.6		73.9	49.5
30/08/2024	5:22	70.2		75.1	51.7
30/08/2024	5:27	67.6		70.7	52.7
30/08/2024	5:32	74.6	73.1	77.6	70.1
30/08/2024	5:37	73.7		77.9	63.1
30/08/2024	5:42	73.3		77.5	62.3
30/08/2024	5:47	72.4		76.9	59.1
30/08/2024	5:52	72.0		76.6	58.9
30/08/2024	5:57	72.2		75.9	56.9
30/08/2024	6:02	72.4	72.7	76.4	61.6
30/08/2024	6:07	73.1		76.8	60.7
30/08/2024	6:12	72.7		77.2	58.9
30/08/2024	6:17	72.7		76.0	59.3
30/08/2024	6:22	73.9		76.5	59.9
30/08/2024	6:27	70.9		75.0	54.4
30/08/2024	6:32	71.9	72.6	75.6	62.0
30/08/2024	6:37	71.8		75.7	58.4
30/08/2024	6:42	72.1		76.5	57.7
30/08/2024	6:47	73.0		76.9	59.7
30/08/2024	6:52	72.2		76.0	60.4
30/08/2024	6:57	74.2		76.4	60.2

29/08/2024	23:02	67.1	66.7	71.6	46.7
29/08/2024	23:07	67.1		71.6	51.2
29/08/2024	23:12	65.6		69.7	52.2
29/08/2024	23:17	67.1		71.1	55.6
29/08/2024	23:22	65.3		69.2	51.8
29/08/2024	23:27	67.5		71.7	53.2
29/08/2024	23:32	66.6	66.3	70.8	51.9
29/08/2024	23:37	67.4		71.6	51.1
29/08/2024	23:42	66.1		70.1	53.1
29/08/2024	23:47	67.2		71.7	49.5
29/08/2024	23:52	63.1		67.4	48.2
29/08/2024	23:57	66.0		69.7	48.3
		Mean	66.1		
		Maximum	71.7		
		Minimum	62.0		

30/08/2024	23:04	66.1	67.0	70.2	47.8
30/08/2024	23:09	67.9		72.8	50.4
30/08/2024	23:14	67.7		70.7	50.3
30/08/2024	23:19	66.4		70.5	51.8
30/08/2024	23:24	66.4		71.0	50.9
30/08/2024	23:29	67.2		70.8	54.5
30/08/2024	23:34	66.4	66.9	70.5	52.8
30/08/2024	23:39	65.6		69.3	49.5
30/08/2024	23:44	68.3		72.7	48.6
30/08/2024	23:49	66.7		70.6	53.7
30/08/2024	23:54	66.4		70.3	48.7
30/08/2024	23:59	67.3		70.5	50.9
		Mean	67.0		
		Maximum	73.1		
		Minimum	63.9		

Station: CM3

Date	Start Time	Leq (5mins)	Leq (30mins)	L10 (5mins)	L90 (5mins)
31/08/2024	0:04	67.9		71.2	56.4
31/08/2024	0:09	69.5		73.7	56.5
31/08/2024	0:14	69.4	68.5	74.4	57.8
31/08/2024	0:19	68.6		71.6	55.4
31/08/2024	0:24	66.7		70.4	54.2
31/08/2024	0:29	68.2		72.9	54.5
31/08/2024	0:34	67.1		70.7	49.5
31/08/2024	0:39	67.9		72.2	51.2
31/08/2024	0:44	67.2	66.9	70.9	49.8
31/08/2024	0:49	67.3		71.5	51.2
31/08/2024	0:54	65.1		69.5	48.2
31/08/2024	0:59	66.5		69.9	51.6
31/08/2024	1:04	67.2		70.3	47.2
31/08/2024	1:09	66.0		70.2	49.8
31/08/2024	1:14	66.9	66.8	70.8	50.2
31/08/2024	1:19	67.1		69.5	49.1
31/08/2024	1:24	65.1		68.5	48.7
31/08/2024	1:29	67.8		72.3	49.3
31/08/2024	1:34	66.0		70.4	47.1
31/08/2024	1:39	65.0		68.8	46.6
31/08/2024	1:44	65.3	64.6	67.6	45.9
31/08/2024	1:49	62.1		66.4	43.9
31/08/2024	1:54	63.5		67.2	47.3
31/08/2024	1:59	64.4		68.7	44.7
31/08/2024	2:04	63.6		66.9	45.6
31/08/2024	2:09	65.0		68.4	50.1
31/08/2024	2:14	62.1	64.0	66.2	45.0
31/08/2024	2:19	64.3		67.9	46.8
31/08/2024	2:24	64.3		68.2	46.3
31/08/2024	2:29	64.1		68.3	46.1
31/08/2024	2:34	64.0		67.9	46.5
31/08/2024	2:39	64.1		67.5	46.3
31/08/2024	2:44	65.1	64.8	67.7	47.5
31/08/2024	2:49	66.2		70.4	46.8
31/08/2024	2:54	64.5		68.4	45.7
31/08/2024	2:59	64.2		68.1	43.4
31/08/2024	3:04	66.5		69.4	43.5
31/08/2024	3:09	62.8		66.7	44.5
31/08/2024	3:14	62.9	65.2	67.5	42.8
31/08/2024	3:19	65.3		68.1	43.6
31/08/2024	3:24	65.4		67.9	44.7
31/08/2024	3:29	66.7		70.6	48.8
31/08/2024	3:34	62.6		65.9	43.2
31/08/2024	3:39	63.4		68.1	43.5
31/08/2024	3:44	65.0	64.7	68.3	48.0
31/08/2024	3:49	67.2		71.7	49.1
31/08/2024	3:54	65.2		69.5	42.6
31/08/2024	3:59	62.8		67.2	42.6
31/08/2024	4:04	63.9		68.2	42.9
31/08/2024	4:09	65.9		69.8	44.2
31/08/2024	4:14	66.0	65.5	68.8	49.4
31/08/2024	4:19	65.8		69.2	48.6
31/08/2024	4:24	66.0		70.2	47.9
31/08/2024	4:29	64.7		68.7	43.5
31/08/2024	4:34	65.8		69.2	46.0
31/08/2024	4:39	65.7		69.1	44.3
31/08/2024	4:44	68.1	66.2	72.3	49.9
31/08/2024	4:49	66.3		70.4	47.3
31/08/2024	4:54	65.1		69.5	46.7
31/08/2024	4:59	65.3		68.0	49.9
31/08/2024	5:04	67.3		71.7	50.6
31/08/2024	5:09	69.7		73.6	49.3
31/08/2024	5:14	68.8	68.7	71.1	49.3
31/08/2024	5:19	68.9		72.8	55.9
31/08/2024	5:24	68.7		72.5	50.7
31/08/2024	5:29	68.2		72.3	50.9
31/08/2024	5:34	70.1		73.8	54.6
31/08/2024	5:39	68.7		73.6	51.7
31/08/2024	5:44	69.4	69.9	73.6	52.9
31/08/2024	5:49	70.5		75.2	53.7
31/08/2024	5:54	68.7		72.3	49.5
31/08/2024	5:59	71.5		76.4	53.9
31/08/2024	6:04	70.4		74.8	52.5
31/08/2024	6:09	70.8		74.8	58.1
31/08/2024	6:14	72.1	71.1	75.8	55.3
31/08/2024	6:19	71.2		75.2	53.3
31/08/2024	6:24	70.4		74.8	56.3
31/08/2024	6:29	71.6		75.6	55.8
31/08/2024	6:34	72.2		76.0	56.4
31/08/2024	6:39	71.7		75.5	55.2
31/08/2024	6:44	76.0	73.4	76.6	57.9
31/08/2024	6:49	72.0		75.4	57.9
31/08/2024	6:54	73.6		77.5	62.7
31/08/2024	6:59	73.0		76.7	60.6
31/08/2024	23:04	66.7		71.0	52.5
31/08/2024	23:09	68.8		72.4	55.9
31/08/2024	23:14	68.2	67.7	71.5	48.8
31/08/2024	23:19	68.4		72.9	52.9
31/08/2024	23:24	67.6		70.8	52.8
31/08/2024	23:29	65.7		70.0	51.0
31/08/2024	23:34	69.2		72.6	56.0
31/08/2024	23:39	67.4		71.2	50.6
31/08/2024	23:44	67.2	67.3	72.1	52.0
31/08/2024	23:49	66.6		70.9	49.3
31/08/2024	23:54	65.5		69.2	48.9
31/08/2024	23:59	66.8		70.9	49.7
		Mean	67.2		
		Maximum	73.4		
		Minimum	64.0		

Date	Start Time	Leq (5mins)	Leq (30mins)	L10 (5mins)	L90 (5mins)
1/09/2024	0:04	64.1		68.4	48.0
1/09/2024	0:09	65.7		69.4	52.2
1/09/2024	0:14	66.1	66.1	69.9	45.8
1/09/2024	0:19	66.3		70.3	52.1
1/09/2024	0:24	67.3		70.6	44.1
1/09/2024	0:29	66.4		71.4	50.9
1/09/2024	0:34	66.5		70.4	47.3
1/09/2024	0:39	65.8		69.5	48.4
1/09/2024	0:44	66.3	65.7	71.1	43.8
1/09/2024	0:49	64.8		69.4	45.1
1/09/2024	0:54	65.9		70.7	42.7
1/09/2024	0:59	64.9		69.6	46.3
1/09/2024	1:04	64.8		68.8	43.8
1/09/2024	1:09	65.8		70.3	48.7
1/09/2024	1:14	68.9	65.8	71.6	45.1
1/09/2024	1:19	63.1		67.0	43.1
1/09/2024	1:24	65.9		70.2	50.7
1/09/2024	1:29	63.7		68.4	45.7
1/09/2024	1:34	64.2		67.0	45.2
1/09/2024	1:39	66.0		69.4	45.9
1/09/2024	1:44	64.7	65.1	68.5	45.4
1/09/2024	1:49	65.7		69.4	45.1
1/09/2024	1:54	65.0		68.4	47.4
1/09/2024	1:59	64.9		69.3	45.7
1/09/2024	2:04	67.9		72.1	46.6
1/09/2024	2:09	64.6		68.6	43.3
1/09/2024	2:14	65.0	65.5	69.7	47.0
1/09/2024	2:19	65.4		69.0	47.2
1/09/2024	2:24	64.2		69.1	42.9
1/09/2024	2:29	64.4		66.7	46.1
1/09/2024	2:34	65.3		68.8	42.9
1/09/2024	2:39	66.6		71.2	43.8
1/09/2024	2:44	65.9	65.5	69.2	43.6
1/09/2024	2:49	63.2		65.8	43.7
1/09/2024	2:54	65.6		68.9	45.8
1/09/2024	2:59	65.5		69.2	42.0
1/09/2024	3:04	63.3		67.4	45.4
1/09/2024	3:09	63.5		67.5	45.4
1/09/2024	3:14	64.3	64.5	66.7	44.1
1/09/2024	3:19	66.7		71.6	45.3
1/09/2024	3:24	65.7		69.6	45.2
1/09/2024	3:29	61.8		65.5	42.5
1/09/2024	3:34	64.2		67.4	42.5
1/09/2024	3:39	64.4		68.5	41.2
1/09/2024	3:44	64.6	64.8	66.8	44.8
1/09/2024	3:49	65.8		69.8	43.5
1/09/2024	3:54	65.4		69.0	47.7
1/09/2024	3:59	63.8		67.7	42.7
1/09/2024	4:04	66.0		70.2	43.6
1/09/2024	4:09	62.8		67.3	44.9
1/09/2024	4:14	64.7	65.0	68.5	42.6
1/09/2024	4:19	66.2		69.7	44.7
1/09/2024	4:24	65.1		69.4	42.8
1/09/2024	4:29	64.1		67.5	43.4
1/09/2024	4:34	65.2		68.0	44.7
1/09/2024	4:39	65.9		70.7	42.4
1/09/2024	4:44	65.7	65.4	70.0	47.6
1/09/2024	4:49	64.1		67.8	42.6
1/09/2024	4:54	66.7		69.4	46.3
1/09/2024	4:59	64.1		66.8	49.3
1/09/2024	5:04	65.2		69.9	47.9
1/09/2024	5:09	66.4		71.0	51.6
1/09/2024	5:14	65.9	66.1	69.7	46.7
1/09/2024	5:19	65.8		70.3	49.8
1/09/2024	5:24	66.0		69.9	51.8
1/09/2024	5:29	67.0		71.1	48.9
1/09/2024	5:34	68.4		71.4	49.1
1/09/2024	5:39	66.2		69.7	52.6
1/09/2024	5:44	68.8	67.5	73.6	49.8
1/09/2024	5:49	67.0		71.2	52.8
1/09/2024	5:54	67.3		72.4	46.4
1/09/2024	5:59	66.6		70.2	47.8
1/09/2024	6:04	68.3		72.8	52.9
1/09/2024	6:09	69.0		73.3	51.9
1/09/2024	6:14	67.9	67.9	72.6	47.9
1/09/2024	6:19	66.1		70.1	50.2
1/09/2024	6:24	66.7		72.0	49.0
1/09/2024	6:29	68.6		72.9	51.6
1/09/2024	6:34	67.4		71.3	52.2
1/09/2024	6:39	67.8		72.4	51.0
1/09/2024	6:44	69.9	69.8	73.7	54.8
1/09/2024	6:49	69.4		72.7	49.3
1/09/2024	6:54	72.1		75.5	62.0
1/09/2024	6:59	70.6		75.0	55.0
1/09/2024	23:04	69.0		71.7	48.8
1/09/2024	23:09	66.0		69.9	43.0
1/09/2024	23:14	63.5	66.0	67.7	45.6
1/09/2024	23:19	66.9		70.1	48.3
1/09/2024	23:24	64.6		67.7	43.6
1/09/2024	23:29	63.4		66.6	45.5
1/09/2024	23:34	65.1		69.0	42.9
1/09/2024	23:39	67.1		68.8	45.5
1/09/2024	23:44	65.6	64.7	69.2	44.4
1/09/2024	23:49	63.1		68.0	42.1
1/09/2024	23:54	62.3		64.0	41.9
1/09/2024	23:59	63.3		68.0	42.5
		Mean	66.0		
		Maximum	69.8		
		Minimum	64.5		

Station: CM3

Date	Start Time	Leq (5mins)	Leq (30mins)	L10 (5mins)	L90 (5mins)
2/09/2024	0:04	61.6		66.5	41.9
2/09/2024	0:09	61.4		65.3	44.3
2/09/2024	0:14	63.3	63.4	67.6	41.9
2/09/2024	0:19	64.9		67.3	43.2
2/09/2024	0:24	64.7		68.1	43.1
2/09/2024	0:29	63.4		67.0	42.1
2/09/2024	0:34	62.7		67.1	43.4
2/09/2024	0:39	63.6		69.0	43.2
2/09/2024	0:44	62.1	62.6	64.8	42.3
2/09/2024	0:49	62.3		65.2	41.4
2/09/2024	0:54	61.6		65.4	42.1
2/09/2024	0:59	62.9		66.4	42.3
2/09/2024	1:04	63.7		67.8	45.0
2/09/2024	1:09	65.8		68.8	42.8
2/09/2024	1:14	64.6	64.0	69.0	44.8
2/09/2024	1:19	63.2		67.5	41.7
2/09/2024	1:24	61.9		66.0	41.4
2/09/2024	1:29	64.1		66.7	41.6
2/09/2024	1:34	61.4		64.5	41.0
2/09/2024	1:39	64.4		66.1	41.8
2/09/2024	1:44	63.3	63.9	66.6	40.5
2/09/2024	1:49	63.7		66.5	43.7
2/09/2024	1:54	66.0		70.4	44.6
2/09/2024	1:59	63.1		67.1	42.1
2/09/2024	2:04	63.7		67.9	39.9
2/09/2024	2:09	60.0		61.9	40.7
2/09/2024	2:14	64.8	64.1	68.8	40.6
2/09/2024	2:19	65.0		68.9	40.5
2/09/2024	2:24	65.1		68.8	42.2
2/09/2024	2:29	64.2		66.1	40.5
2/09/2024	2:34	64.8		68.6	41.0
2/09/2024	2:39	63.2		66.2	41.1
2/09/2024	2:44	64.9	66.6	68.9	41.8
2/09/2024	2:49	64.7		69.0	41.9
2/09/2024	2:54	71.2		72.0	43.5
2/09/2024	2:59	65.0		70.1	44.1
2/09/2024	3:04	63.1		67.7	43.2
2/09/2024	3:09	63.2		65.4	42.5
2/09/2024	3:14	64.2	65.0	66.7	42.9
2/09/2024	3:19	65.6		68.4	46.6
2/09/2024	3:24	66.6		71.4	43.7
2/09/2024	3:29	65.9		68.7	46.0
2/09/2024	3:34	67.1		72.1	44.1
2/09/2024	3:39	65.8		70.4	45.2
2/09/2024	3:44	65.7	66.4	68.9	45.2
2/09/2024	3:49	65.7		69.8	46.1
2/09/2024	3:54	67.1		71.7	51.3
2/09/2024	3:59	66.6		70.6	49.9
2/09/2024	4:04	67.9		71.9	51.9
2/09/2024	4:09	68.2		72.1	53.1
2/09/2024	4:14	69.0	68.8	72.1	50.3
2/09/2024	4:19	68.3		72.1	51.4
2/09/2024	4:24	70.0		75.1	54.1
2/09/2024	4:29	69.2		73.8	49.3
2/09/2024	4:34	70.8		75.0	55.7
2/09/2024	4:39	70.4		75.0	59.9
2/09/2024	4:44	72.0	71.3	76.3	52.1
2/09/2024	4:49	72.0		75.2	55.4
2/09/2024	4:54	71.4		76.0	54.1
2/09/2024	4:59	70.9		74.8	58.9
2/09/2024	5:04	71.4		74.9	58.5
2/09/2024	5:09	71.0		74.7	61.1
2/09/2024	5:14	73.0	71.7	76.9	61.6
2/09/2024	5:19	72.5		75.9	58.3
2/09/2024	5:24	70.7		74.4	59.0
2/09/2024	5:29	71.0		74.4	62.3
2/09/2024	5:34	71.5		75.3	60.2
2/09/2024	5:39	72.2		75.8	63.3
2/09/2024	5:44	70.8	71.8	74.2	64.1
2/09/2024	5:49	70.7		73.6	63.4
2/09/2024	5:54	71.0		74.5	59.3
2/09/2024	5:59	73.6		76.6	67.2
2/09/2024	6:04	70.5		74.3	57.8
2/09/2024	6:09	72.6		75.5	61.8
2/09/2024	6:14	73.8	72.2	77.2	64.6
2/09/2024	6:19	72.4		75.9	63.5
2/09/2024	6:24	71.9		75.4	55.0
2/09/2024	6:29	71.5		75.4	60.7
2/09/2024	6:34	73.9		76.3	64.2
2/09/2024	6:39	71.6		74.6	58.0
2/09/2024	6:44	72.5	72.5	76.1	59.0
2/09/2024	6:49	72.5		76.2	60.5
2/09/2024	6:54	72.0		75.8	59.5
2/09/2024	6:59	71.9		75.3	62.5

2/09/2024	23:02	64.3		67.9	47.7
2/09/2024	23:07	64.9		69.0	47.6
2/09/2024	23:12	65.4	65.1	69.1	49.5
2/09/2024	23:17	65.9		69.7	45.5
2/09/2024	23:22	64.4		68.8	48.7
2/09/2024	23:27	65.2		69.7	47.5
2/09/2024	23:32	63.6		68.3	45.4
2/09/2024	23:37	63.8		66.3	45.9
2/09/2024	23:42	64.5	64.1	68.6	43.7
2/09/2024	23:47	64.8		68.0	46.1
2/09/2024	23:52	63.4		67.3	44.4
2/09/2024	23:57	64.3		68.1	45.2
		Mean	67.1		
		Maximum	72.5		
		Minimum	62.6		

Date	Start Time	Leq (5mins)	Leq (30mins)	L10 (5mins)	L90 (5mins)
3/09/2024	0:02	62.9		64.9	44.5
3/09/2024	0:07	64.3		68.0	43.7
3/09/2024	0:12	65.2	64.3	66.6	45.0
3/09/2024	0:17	62.2		65.5	45.9
3/09/2024	0:22	64.2		68.3	43.3
3/09/2024	0:27	65.8		69.9	43.7
3/09/2024	0:32	62.8		67.0	43.6
3/09/2024	0:37	64.2		66.5	44.1
3/09/2024	0:42	62.9	63.2	66.7	43.9
3/09/2024	0:47	65.1		68.5	45.0
3/09/2024	0:52	61.2		63.9	42.5
3/09/2024	0:57	61.4		65.1	41.2
3/09/2024	1:02	63.0		66.9	44.4
3/09/2024	1:07	62.2		66.1	41.9
3/09/2024	1:12	62.8	63.3	65.0	44.9
3/09/2024	1:17	64.8		68.5	46.3
3/09/2024	1:22	63.8		65.8	44.4
3/09/2024	1:27	62.6		64.9	43.9
3/09/2024	1:32	62.5		63.8	42.5
3/09/2024	1:37	64.4		68.0	44.0
3/09/2024	1:42	60.6	63.9	65.0	44.8
3/09/2024	1:47	66.2		68.4	41.2
3/09/2024	1:52	62.6		63.8	40.9
3/09/2024	1:57	64.9		68.2	42.8
3/09/2024	2:02	67.3		69.3	44.4
3/09/2024	2:07	64.7		68.9	42.8
3/09/2024	2:12	60.7	64.7	63.6	40.6
3/09/2024	2:17	64.4		67.3	42.1
3/09/2024	2:22	64.7		67.5	41.9
3/09/2024	2:27	63.9		68.2	43.4
3/09/2024	2:32	62.3		65.3	42.9
3/09/2024	2:37	61.4		64.5	43.2
3/09/2024	2:42	62.9	62.8	65.1	41.3
3/09/2024	2:47	63.9		66.0	41.7
3/09/2024	2:52	61.6		65.1	41.7
3/09/2024	2:57	64.2		68.0	45.2
3/09/2024	3:02	65.2		69.3	42.5
3/09/2024	3:07	64.4		68.5	43.8
3/09/2024	3:12	65.1	66.0	69.1	44.9
3/09/2024	3:17	63.8		66.6	41.4
3/09/2024	3:22	68.4		72.7	47.5
3/09/2024	3:27	67.2		71.5	42.7
3/09/2024	3:32	61.3		65.5	40.7
3/09/2024	3:37	64.1		67.8	46.3
3/09/2024	3:42	62.0	65.0	65.8	43.8
3/09/2024	3:47	65.1		69.7	47.1
3/09/2024	3:52	66.7		70.9	48.5
3/09/2024	3:57	67.4		72.3	47.8
3/09/2024	4:02	65.4		69.7	48.6
3/09/2024	4:07	64.8		67.5	48.7
3/09/2024	4:12	68.2	68.1	71.8	48.0
3/09/2024	4:17	68.6		72.7	51.7
3/09/2024	4:22	71.3		76.1	51.6
3/09/2024	4:27	67.0		71.1	48.3
3/09/2024	4:32	70.0		73.5	51.9
3/09/2024	4:37	69.1		74.3	52.7
3/09/2024	4:42	71.0	70.2	74.4	55.3
3/09/2024	4:47	69.6		74.0	53.2
3/09/2024	4:52	69.9		74.3	51.8
3/09/2024	4:57	71.2		75.5	55.1
3/09/2024	5:02	70.7		74.8	55.5
3/09/2024	5:07	69.8		73.9	60.2
3/09/2024	5:12	72.1	71.4	76.0	61.2
3/09/2024	5:17	72.2		75.4	63.2
3/09/2024	5:22	71.7		75.1	59.9
3/09/2024	5:27	71.7		75.4	56.3
3/09/2024	5:32	71.2		74.5	60.9
3/09/2024	5:37	72.1		76.0	59.7
3/09/2024	5:42	72.3	71.8	75.5	61.7
3/09/2024	5:47	72.7		75.7	62.9
3/09/2024	5:52	71.2		74.5	61.7
3/09/2024	5:57	70.7		74.3	59.8
3/09/2024	6:02	72.5		74.8	62.1
3/09/2024	6:07	70.7		74.6	62.2
3/09/2024	6:12	71.9	72.4	75.9	60.5
3/09/2024	6:17	73.7		77.5	63.2
3/09/2024	6:22	72.6		76.2	60.7
3/09/2024	6:27	72.3		76.3	55.8
3/09/2024	6:32	73.4		76.5	65.8
3/09/2024	6:37	72.9		76.6	60.8
3/09/2024	6:42	72.0	72.8	74.8	64.3
3/09/2024	6:47	72.0		76.0	61.8
3/09/2024	6:52	73.2		77.4	58.8
3/09/2024	6:57	73.0		76.6	62.2

3/09/2024	23:02	63.4		67.1	47.5
3/09/2024	23:07	65.5		69.0	48.5
3/09/2024	23:12	65.2	64.8	69.1	49.3
3/09/2024	23:17	64.4		68.0	45.6
3/09/2024	23:22	66.1		70.2	48.3
3/09/2024	23:27	63.6		67.9	45.3
3/09/2024	23:32	63.5		67.4	44.6
3/09/2024	23:37	67.7		69.6	46.5
3/09/2024	23:42	65.9	64.8	71.3	45.3
3/09/2024	23:47	64.4		68.0	45.0
3/09/2024	23:52	62.7		67.9	41.9
3/09/2024	23:57	61.2		65.2	43.7
		Mean	66.8		
		Maximum	72.8		
		Minimum	62.8		

Station: CM3

Date	Start Time	Leq (5mins)	Leq (30mins)	L10 (5mins)	L90 (5mins)
4/09/2024	0:02	63.3	64.0	67.1	43.4
4/09/2024	0:07	65.2		69.7	45.8
4/09/2024	0:12	60.8		66.0	43.8
4/09/2024	0:17	64.0		68.7	44.4
4/09/2024	0:22	62.8		66.4	43.7
4/09/2024	0:27	66.0		70.1	46.2
4/09/2024	0:32	65.5	64.0	69.4	46.8
4/09/2024	0:37	65.1		68.9	44.1
4/09/2024	0:42	64.0		68.6	44.9
4/09/2024	0:47	61.1		64.8	42.0
4/09/2024	0:52	64.3		68.8	43.5
4/09/2024	0:57	62.9		67.1	40.8
4/09/2024	1:02	63.3	64.8	68.7	43.6
4/09/2024	1:07	64.7		67.7	42.8
4/09/2024	1:12	67.6		69.6	43.3
4/09/2024	1:17	64.8		68.3	43.9
4/09/2024	1:22	63.9		68.0	42.0
4/09/2024	1:27	62.2		64.6	42.3
4/09/2024	1:32	64.9	63.9	70.3	42.7
4/09/2024	1:37	61.4		65.1	41.4
4/09/2024	1:42	61.0		65.2	40.6
4/09/2024	1:47	65.7		67.8	40.3
4/09/2024	1:52	63.2		65.1	41.0
4/09/2024	1:57	64.9		67.8	45.2
4/09/2024	2:02	62.4	64.3	65.3	40.2
4/09/2024	2:07	64.4		68.5	41.7
4/09/2024	2:12	61.5		62.6	41.5
4/09/2024	2:17	65.2		68.3	41.9
4/09/2024	2:22	65.6		69.9	42.9
4/09/2024	2:27	65.3		69.5	47.5
4/09/2024	2:32	63.6	64.3	65.7	42.2
4/09/2024	2:37	63.8		67.5	43.5
4/09/2024	2:42	64.9		65.1	40.3
4/09/2024	2:47	63.0		65.6	42.1
4/09/2024	2:52	65.7		70.9	43.8
4/09/2024	2:57	64.0		68.2	41.3
4/09/2024	3:02	64.9	65.4	69.2	42.9
4/09/2024	3:07	65.6		69.5	44.0
4/09/2024	3:12	66.3		70.1	44.9
4/09/2024	3:17	63.2		67.6	45.5
4/09/2024	3:22	67.1		71.2	46.0
4/09/2024	3:27	63.9		67.6	42.9
4/09/2024	3:32	64.9	66.0	69.1	47.8
4/09/2024	3:37	65.8		69.3	43.9
4/09/2024	3:42	65.0		69.5	45.4
4/09/2024	3:47	65.7		70.1	49.6
4/09/2024	3:52	67.1		70.8	47.0
4/09/2024	3:57	67.1		70.5	45.0
4/09/2024	4:02	67.9	68.0	71.5	50.4
4/09/2024	4:07	67.7		71.7	49.4
4/09/2024	4:12	67.6		70.6	50.0
4/09/2024	4:17	67.0		70.7	45.9
4/09/2024	4:22	68.6		73.6	53.0
4/09/2024	4:27	69.0		73.8	51.8
4/09/2024	4:32	70.2	70.8	74.7	55.6
4/09/2024	4:37	69.4		73.7	50.9
4/09/2024	4:42	71.0		74.9	56.0
4/09/2024	4:47	72.0		76.2	59.6
4/09/2024	4:52	70.6		74.9	59.3
4/09/2024	4:57	71.3		75.5	56.1
4/09/2024	5:02	71.5	71.6	75.5	55.8
4/09/2024	5:07	70.3		74.6	59.4
4/09/2024	5:12	71.5		75.1	57.6
4/09/2024	5:17	71.7		75.1	60.8
4/09/2024	5:22	72.9		76.6	58.9
4/09/2024	5:27	71.5		74.5	62.9
4/09/2024	5:32	69.9	70.4	73.4	62.1
4/09/2024	5:37	70.3		73.3	58.8
4/09/2024	5:42	70.9		74.1	62.0
4/09/2024	5:47	69.2		72.9	62.0
4/09/2024	5:52	70.9		74.9	63.4
4/09/2024	5:57	70.7		74.3	65.9
4/09/2024	6:02	70.1	71.1	73.4	65.6
4/09/2024	6:07	70.7		73.4	64.7
4/09/2024	6:12	72.8		75.0	67.6
4/09/2024	6:17	70.5		73.9	64.9
4/09/2024	6:22	71.7		74.1	65.2
4/09/2024	6:27	70.1		72.9	63.8
4/09/2024	6:32	70.1	70.8	73.3	63.5
4/09/2024	6:37	69.7		71.9	64.9
4/09/2024	6:42	70.9		73.7	61.6
4/09/2024	6:47	72.0		75.1	66.6
4/09/2024	6:52	71.2		74.1	61.1
4/09/2024	6:57	70.3		73.1	64.3
		Mean	67.1		
		Maximum	71.6		
		Minimum	63.9		

Date	Start Time	Leq (5mins)	Leq (30mins)	L10 (5mins)	L90 (5mins)
9/09/2024	23:01	65.4	66.0	68.4	46.5
9/09/2024	23:06	66.6		69.8	50.5
9/09/2024	23:11	66.2		71.0	45.9
9/09/2024	23:16	65.0		68.4	50.5
9/09/2024	23:21	66.6		70.6	52.1
9/09/2024	23:26	66.1		69.4	49.8
9/09/2024	23:31	65.6	66.2	70.1	49.9
9/09/2024	23:36	65.8		69.9	48.8
9/09/2024	23:41	67.2		69.7	49.4
9/09/2024	23:46	66.1		70.7	49.4
9/09/2024	23:51	64.6		68.7	46.1
9/09/2024	23:56	67.2		72.2	45.5
		Mean	66.1		
		Maximum	66.2		
		Minimum	66.0		

Station: CM3

Date	Start Time	Leq (5mins)	Leq (30mins)	L10 (5mins)	L90 (5mins)
10/09/2024	0:01	66.7		70.7	48.4
10/09/2024	0:06	66.8		70.2	46.2
10/09/2024	0:11	65.1	66.3	68.8	48.4
10/09/2024	0:16	65.0		69.1	48.8
10/09/2024	0:21	68.1		72.0	49.3
10/09/2024	0:26	65.5		67.0	42.8
10/09/2024	0:31	66.5		69.7	46.8
10/09/2024	0:36	63.4		68.4	45.8
10/09/2024	0:41	66.1	66.3	70.0	47.4
10/09/2024	0:46	68.3		70.0	45.1
10/09/2024	0:51	63.8		67.2	45.4
10/09/2024	0:56	67.4		70.7	45.8
10/09/2024	1:01	62.0		65.7	44.5
10/09/2024	1:06	64.0		68.5	44.9
10/09/2024	1:11	66.5	64.8	68.2	42.8
10/09/2024	1:16	64.7		69.0	43.3
10/09/2024	1:21	64.5		68.2	44.6
10/09/2024	1:26	65.8		68.4	44.3
10/09/2024	1:31	62.7		64.9	42.2
10/09/2024	1:36	63.3		66.6	44.9
10/09/2024	1:41	64.9	63.1	69.9	42.9
10/09/2024	1:46	61.1		63.9	43.0
10/09/2024	1:51	64.0		65.8	42.1
10/09/2024	1:56	61.7		65.9	42.4
10/09/2024	2:01	64.3		67.7	42.1
10/09/2024	2:06	65.3		68.0	44.7
10/09/2024	2:11	64.2	63.8	68.1	45.2
10/09/2024	2:16	63.9		67.0	41.5
10/09/2024	2:21	62.6		67.3	41.4
10/09/2024	2:26	61.2		62.9	40.7
10/09/2024	2:31	63.6		67.4	40.9
10/09/2024	2:36	63.9		66.9	43.2
10/09/2024	2:41	65.8	63.8	67.9	41.4
10/09/2024	2:46	63.9		67.2	43.1
10/09/2024	2:51	64.1		67.0	41.8
10/09/2024	2:56	58.6		62.5	40.8
10/09/2024	3:01	65.0		66.2	42.7
10/09/2024	3:06	64.9		69.4	42.1
10/09/2024	3:11	62.6	64.8	66.7	42.0
10/09/2024	3:16	64.3		68.2	41.9
10/09/2024	3:21	65.4		66.9	41.9
10/09/2024	3:26	66.1		69.6	45.1
10/09/2024	3:31	61.8		65.9	42.6
10/09/2024	3:36	64.0		65.5	41.7
10/09/2024	3:41	61.9	63.8	64.7	42.6
10/09/2024	3:46	63.6		66.6	43.1
10/09/2024	3:51	64.5		67.8	44.0
10/09/2024	3:56	65.6		68.8	44.7
10/09/2024	4:01	63.7		67.4	44.0
10/09/2024	4:06	63.1		66.0	43.5
10/09/2024	4:11	63.5	64.6	66.2	42.3
10/09/2024	4:16	66.3		69.8	44.4
10/09/2024	4:21	65.8		69.9	45.9
10/09/2024	4:26	64.4		68.5	43.2
10/09/2024	4:31	64.6		68.6	45.0
10/09/2024	4:36	65.1		68.5	48.8
10/09/2024	4:41	62.2	65.4	65.3	43.5
10/09/2024	4:46	64.8		67.8	48.4
10/09/2024	4:51	67.5		70.7	46.3
10/09/2024	4:56	66.3		70.8	47.4
10/09/2024	5:01	68.0		72.5	48.0
10/09/2024	5:06	65.2		68.1	47.2
10/09/2024	5:11	67.8	68.7	72.3	47.8
10/09/2024	5:16	69.6		74.4	51.7
10/09/2024	5:21	70.7		75.2	51.8
10/09/2024	5:26	69.2		74.0	52.6
10/09/2024	5:31	69.1		73.9	54.6
10/09/2024	5:36	69.6		73.8	55.6
10/09/2024	5:41	71.2	70.7	75.3	54.4
10/09/2024	5:46	71.1		75.1	54.5
10/09/2024	5:51	71.5		75.9	55.7
10/09/2024	5:56	70.9		74.7	57.0
10/09/2024	6:01	71.7		75.6	55.5
10/09/2024	6:06	70.2		74.2	56.4
10/09/2024	6:11	71.7	71.9	75.8	58.7
10/09/2024	6:16	72.5		76.2	59.7
10/09/2024	6:21	72.9		76.2	62.9
10/09/2024	6:26	71.7		75.1	57.8
10/09/2024	6:31	70.9		75.2	58.1
10/09/2024	6:36	70.1		73.0	61.8
10/09/2024	6:41	71.5	70.7	74.9	61.2
10/09/2024	6:46	70.0		73.6	59.6
10/09/2024	6:51	70.8		74.2	64.0
10/09/2024	6:56	70.8		74.0	61.2
10/09/2024	23:01	64.6		66.7	43.1
10/09/2024	23:06	66.1		68.8	46.9
10/09/2024	23:11	63.6		67.4	42.1
10/09/2024	23:16	62.2	64.5	65.8	42.1
10/09/2024	23:21	63.9		67.7	39.8
10/09/2024	23:26	65.5		68.8	42.6
10/09/2024	23:31	60.7		61.6	40.6
10/09/2024	23:36	61.9		64.7	41.3
10/09/2024	23:41	61.9	63.4	65.9	43.3
10/09/2024	23:46	65.2		68.4	46.4
10/09/2024	23:51	63.2		65.8	42.6
10/09/2024	23:56	65.5		68.7	41.8
		Mean	66.0		
		Maximum	71.9		
		Minimum	63.1		

Date	Start Time	Leq (5mins)	Leq (30mins)	L10 (5mins)	L90 (5mins)
11/09/2024	0:01	75.7		77.7	41.0
11/09/2024	0:06	65.6		70.2	41.8
11/09/2024	0:11	63.3	69.3	66.8	41.8
11/09/2024	0:16	62.5		63.9	42.9
11/09/2024	0:21	64.9		68.7	43.5
11/09/2024	0:26	65		68.0	44.4
11/09/2024	0:31	67.5		71.5	45.4
11/09/2024	0:36	65.1		70.4	43.2
11/09/2024	0:41	66.7	65.8	68.2	43.7
11/09/2024	0:46	66.4		68.9	44.1
11/09/2024	0:51	65.3		68.3	44.1
11/09/2024	0:56	62		65.4	43.5
11/09/2024	1:01	65.4		68.1	46.5
11/09/2024	1:06	65.9		69.9	44.7
11/09/2024	1:11	65.9	66.8	68.9	45.5
11/09/2024	1:16	65.6		69.7	46.3
11/09/2024	1:21	65.4		70.2	47.3
11/09/2024	1:26	70.1		71.4	46.8
11/09/2024	1:31	66.3		70.6	45.3
11/09/2024	1:36	66.9		70.9	52.7
11/09/2024	1:41	67.5	67.7	71.3	51.4
11/09/2024	1:46	67.2		70.9	50.5
11/09/2024	1:51	69.1		73.6	48.6
11/09/2024	1:56	68.7		73.4	53.1
11/09/2024	2:01	70.6		74.1	50.7
11/09/2024	2:06	70		74.5	52.5
11/09/2024	2:11	70	70.9	74.5	52.9
11/09/2024	2:16	70.2		74.6	54.5
11/09/2024	2:21	71.2		75.5	55.5
11/09/2024	2:26	72.6		76.4	61.0
11/09/2024	2:31	71.2		75.4	57.0
11/09/2024	2:36	71.8		75.8	59.6
11/09/2024	2:41	71	71.5	75.8	55.3
11/09/2024	2:46	71		75.0	58.5
11/09/2024	2:51	71.4		75.4	60.3
11/09/2024	2:56	72.2		76.3	57.1
11/09/2024	3:01	72		74.9	62.9
11/09/2024	3:06	71.7		74.8	62.9
11/09/2024	3:11	69.7	70.3	72.2	63.8
11/09/2024	3:16	69.4		72.5	61.1
11/09/2024	3:21	68.6		71.6	62.0
11/09/2024	3:26	69.3		71.9	64.7
11/09/2024	3:31	71.2		74.2	65.7
11/09/2024	3:36	71.7		74.5	66.3
11/09/2024	3:41	70.3	71.4	73.6	63.1
11/09/2024	3:46	70.7		74.3	61.0
11/09/2024	3:51	71.3		74.8	62.2
11/09/2024	3:56	72.9		76.6	64.5
11/09/2024	4:01	71.9		75.0	62.7
11/09/2024	4:06	72.8		76.3	64.6
11/09/2024	4:11	71.6	72.1	74.6	60.8
11/09/2024	4:16	72.1		74.4	62.4
11/09/2024	4:21	71.9		75.4	56.0
11/09/2024	4:26	72.3		75.9	60.7
11/09/2024	4:31	72.8		76.4	61.2
11/09/2024	4:36	73.4		76.0	63.3
11/09/2024	4:41	73.5	72.7	76.7	58.5
11/09/2024	4:46	72.4		76.5	58.6
11/09/2024	4:51	71.6		75.9	55.5
11/09/2024	4:56	72.2		75.9	59.5
11/09/2024	5:01	72.8		76.6	61.5
11/09/2024	5:06	72.4		75.8	59.6
11/09/2024	5:11	72.5	72.6	76.4	60.9
11/09/2024	5:16	73.1		77.3	57.5
11/09/2024	5:21	72.4		76.0	61.3
11/09/2024	5:26	72.6		76.8	60.3
11/09/2024	5:31	72.4		76.3	61.0
11/09/2024	5:36	72.4		76.5	56.7
11/09/2024	5:41	72.4	72.1	76.6	57.5
11/09/2024	5:46	71		74.7	52.8
11/09/2024	5:51	71.6		75.4	60.6
11/09/2024	5:56	72.7		76.0	61.1
11/09/2024	6:01	72		76.0	59.9
11/09/2024	6:06	74.3		78.6	53.4
11/09/2024	6:11	72.4	72.6	76.9	55.6
11/09/2024	6:16	72.3		75.3	61.9
11/09/2024	6:21	72.4		76.5	56.9
11/09/2024	6:26	71.6		76.3	54.0
11/09/2024	6:31	73.4		76.8	59.5
11/09/2024	6:36	78.8		78.9	57.7
11/09/2024	6:41	78	74.8	80.1	62.8
11/09/2024	6:46	65.3		65.4	54.0
11/09/2024	6:51	62.5		65.0	54.2
11/09/2024	6:56	71.5		74.7	62.4
		Mean	70.8		
		Maximum	74.8		
		Minimum	65.8		

Summary of Noise Monitoring Results during 23:00 - 07:00 on the next day at CM3	
	Leq (30mins)
Mean	66.8
Maximum	74.8
Minimum	62.0

Note:
1. Data gaps appear starting from the afternoon on 4 September 2024 to the morning on 9 September 2024 during the suspension of monitoring due to the super typhoon Yagi.

Appendix 3-2-4 Baseline Noise Monitoring Data at CM4a

Station: CM4a

Date	Start Time	Leq (5mins)	Leq (30mins)	L10 (5mins)	L90 (5mins)
2/10/2024	11:29	70.7		74.6	63.3
2/10/2024	11:34	67.7		71.0	59.1
2/10/2024	11:39	68.1	72.3	71.8	59.6
2/10/2024	11:44	73.5		77.6	62.1
2/10/2024	11:49	76.9		79.9	64.8
2/10/2024	11:54	68.3		71.8	58.7
2/10/2024	11:59	67.7		71.2	58.6
2/10/2024	12:04	68.7		72.4	60.0
2/10/2024	12:09	69.0	68.7	72.5	60.8
2/10/2024	12:14	70.5		73.6	61.4
2/10/2024	12:19	68.2		72.7	60.6
2/10/2024	12:24	67.2		71.2	58.0
2/10/2024	12:29	66.8		70.1	58.1
2/10/2024	12:34	69.1		72.9	60.1
2/10/2024	12:39	67.8	67.9	71.8	59.6
2/10/2024	12:44	67.8		70.9	62.1
2/10/2024	12:49	68.0		71.3	62.7
2/10/2024	12:54	67.5		70.8	62.2
2/10/2024	12:59	69.6		72.2	63.0
2/10/2024	13:04	67.4		70.4	62.2
2/10/2024	13:09	81.7	77.3	83.8	63.0
2/10/2024	13:14	68.9		72.1	63.1
2/10/2024	13:19	78.7		81.7	66.0
2/10/2024	13:24	79.0		82.2	69.9
2/10/2024	13:29	77.7		81.8	66.3
2/10/2024	13:34	76.7		81.0	67.2
2/10/2024	13:39	82.4	78.7	84.7	70.9
2/10/2024	13:44	74.4		74.7	68.8
2/10/2024	13:49	80.4		82.3	64.2
2/10/2024	13:54	74.1		77.3	59.8
2/10/2024	13:59	71.0		74.8	61.2
2/10/2024	14:04	82.7		85.6	64.7
2/10/2024	14:09	82.2	79.0	84.1	70.3
2/10/2024	14:14	72.8		76.5	64.1
2/10/2024	14:19	75.3		80.3	61.9
2/10/2024	14:24	77.8		81.5	64.4
2/10/2024	14:29	82.0		84.7	70.0
2/10/2024	14:34	80.9		82.2	67.0
2/10/2024	14:39	71.7	77.6	74.8	62.6
2/10/2024	14:44	74.6		78.3	63.7
2/10/2024	14:49	70.3		75.8	61.0
2/10/2024	14:54	69.7		73.1	60.6
2/10/2024	14:59	82.5		83.8	77.0
2/10/2024	15:04	83.5		85.0	75.4
2/10/2024	15:09	73.2	81.5	77.8	63.1
2/10/2024	15:14	72.5		76.1	62.8
2/10/2024	15:19	83.3		87.9	67.9
2/10/2024	15:24	82.7		85.0	65.5
2/10/2024	15:29	78.4		81.5	67.9
2/10/2024	15:34	75.5		78.8	61.8
2/10/2024	15:39	77.7	79.3	81.5	66.0
2/10/2024	15:44	83.4		87.5	67.1
2/10/2024	15:49	75.9		80.6	63.1
2/10/2024	15:54	79.6		79.7	63.7
2/10/2024	15:59	79.6		81.9	71.6
2/10/2024	16:04	81.3		83.4	68.3
2/10/2024	16:09	69.7	79.4	73.0	62.9
2/10/2024	16:14	69.4		72.5	63.3
2/10/2024	16:19	81.5		85.2	68.1
2/10/2024	16:24	81.2		83.2	66.9
2/10/2024	16:29	69.4		72.0	64.8
2/10/2024	16:34	80.2		83.4	65.3
2/10/2024	16:39	72.2	74.0	73.3	65.2
2/10/2024	16:44	69.3		71.8	64.7
2/10/2024	16:49	68.2		72.3	61.4
2/10/2024	16:54	68.2		71.9	62.2
2/10/2024	16:59	69.3		72.2	63.3
2/10/2024	17:04	69.8		73.4	62.8
2/10/2024	17:09	69.5	69.2	72.7	62.6
2/10/2024	17:14	68.7		71.3	62.5
2/10/2024	17:19	69.1		72.0	62.5
2/10/2024	17:24	68.6		71.9	61.6
2/10/2024	17:29	69.2		72.0	62.7
2/10/2024	17:34	69.3		72.7	62.3
2/10/2024	17:39	70.8	69.9	72.8	62.4
2/10/2024	17:44	68.2		71.5	61.0
2/10/2024	17:49	71.2		73.8	61.3
2/10/2024	17:54	69.8		73.1	62.3
2/10/2024	17:59	74.1		75.0	63.1
2/10/2024	18:04	70.3		73.1	62.6
2/10/2024	18:09	68.3	70.3	71.1	61.1
2/10/2024	18:14	69.4		72.6	61.1
2/10/2024	18:19	67.8		70.9	62.2
2/10/2024	18:24	67.9		71.4	59.9
2/10/2024	18:29	71.6		72.3	60.8
2/10/2024	18:34	72.0		73.1	63.1
2/10/2024	18:39	67.6	69.4	70.7	61.0
2/10/2024	18:44	68.1		71.7	59.7
2/10/2024	18:49	67.5		70.9	59.7
2/10/2024	18:54	66.5		69.7	57.6
2/10/2024	18:59	66.8		70.3	57.2
		Mean	74.0		
		Maximum	79.0		
		Minimum	67.9		

Date	Start Time	Leq (5mins)	Leq (30mins)	L10 (5mins)	L90 (5mins)
3/10/2024	7:04	67.0		70.1	58.1
3/10/2024	7:09	65.9		67.1	58.0
3/10/2024	7:14	65.3	68.3	66.6	57.2
3/10/2024	7:19	69.7		70.8	58.7
3/10/2024	7:24	69.5		70.0	58.9
3/10/2024	7:29	70.0		71.2	58.6
3/10/2024	7:34	69.7		70.8	58.6
3/10/2024	7:39	69.4		69.8	58.8
3/10/2024	7:44	68.8	69.4	69.3	58.2
3/10/2024	7:49	69.0		69.6	58.4
3/10/2024	7:54	69.3		69.9	58.6
3/10/2024	7:59	70.0		71.0	58.4
3/10/2024	8:04	72.3		72.9	61.8
3/10/2024	8:09	72.1		72.7	61.6
3/10/2024	8:14	71.8	71.9	72.5	61.1
3/10/2024	8:19	72.0		72.8	61.3
3/10/2024	8:24	71.8		72.5	61.1
3/10/2024	8:29	71.4		71.7	60.9
3/10/2024	8:34	72.1		72.8	61.3
3/10/2024	8:39	72.2		72.8	61.3
3/10/2024	8:44	71.8	73.3	72.3	61.4
3/10/2024	8:49	72.4		73.2	61.7
3/10/2024	8:54	73.5		74.8	62.0
3/10/2024	8:59	76.2		78.3	63.0
3/10/2024	9:04	78.3		80.7	63.8
3/10/2024	9:09	74.2		76.3	62.4
3/10/2024	9:14	73.2	75.2	74.1	62.3
3/10/2024	9:19	74.1		74.4	62.4
3/10/2024	9:24	76.1		79.1	61.9
3/10/2024	9:29	72.7		73.3	62.0
3/10/2024	9:34	71.9		72.4	61.5
3/10/2024	9:39	74.3		74.9	61.6
3/10/2024	9:44	74.4	74.2	74.8	62.0
3/10/2024	9:49	74.4		74.7	62.1
3/10/2024	9:54	74.6		75.0	62.2
3/10/2024	9:59	74.9		76.2	60.7
3/10/2024	10:04	75.6		78.1	60.4
3/10/2024	10:09	78.4		80.4	62.6
3/10/2024	10:14	72.5	74.9	73.6	59.6
3/10/2024	10:19	72.4		73.6	59.3
3/10/2024	10:24	73.4		73.5	59.3
3/10/2024	10:29	73.5		74.3	60.1
3/10/2024	10:34	71.7		72.2	59.1
3/10/2024	10:39	72.2		72.6	59.6
3/10/2024	10:44	71.8	71.5	72.8	59.2
3/10/2024	10:49	71.5		72.6	58.4
3/10/2024	10:54	70.8		71.2	58.3
3/10/2024	10:59	71.1		71.6	58.7
3/10/2024	11:04	71.4		72.0	59.0
3/10/2024	11:09	71.9		72.6	59.2
3/10/2024	11:14	72.8	72.3	73.9	58.7
3/10/2024	11:19	72.7		73.3	59.9
3/10/2024	11:24	72.6		73.0	59.7
3/10/2024	11:29	72.1		72.5	59.7
3/10/2024	11:34	71.9		72.4	59.5
3/10/2024	11:39	72.3		72.8	59.7
3/10/2024	11:44	76.8	76.0	78.6	63.2
3/10/2024	11:49	77.7		79.6	63.7
3/10/2024	11:54	77.3		78.2	64.4
3/10/2024	11:59	76.8		78.0	63.8
3/10/2024	12:04	76.9		78.5	63.7
3/10/2024	12:09	78.2		80.3	64.1
3/10/2024	12:14	77.8	77.4	79.4	64.2
3/10/2024	12:19	77.4		79.1	63.9
3/10/2024	12:24	77.1		78.8	63.7
3/10/2024	12:29	76.8		78.6	63.4
3/10/2024	12:34	77.1		78.6	63.7
3/10/2024	12:39	76.5		77.5	63.6
3/10/2024	12:44	76.5	76.2	77.6	63.5
3/10/2024	12:49	75.9		76.7	63.2
3/10/2024	12:54	76.2		76.7	63.6
3/10/2024	12:59	75.0		76.5	64.0
3/10/2024	13:04	75.2		75.8	64.5
3/10/2024	13:09	75.3		75.9	66.6
3/10/2024	13:14	76.5	77.6	77.3	67.4
3/10/2024	13:19	78.2		80.0	68.3
3/10/2024	13:24	79.7		81.2	70.5
3/10/2024	13:29	78.8		80.2	69.3
3/10/2024	13:34	79.5		80.7	70.0
3/10/2024	13:39	79.8		81.1	70.4
3/10/2024	13:44	79.0	79.1	80.1	69.8
3/10/2024	13:49	78.8		80.1	69.6
3/10/2024	13:54	78.6		79.7	69.6
3/10/2024	13:59	78.6		79.6	69.7
3/10/2024	14:04	79.3		80.6	69.8
3/10/2024	14:09	79.2		80.5	69.7
3/10/2024	14:14	79.2	79.1	80.6	69.7
3/10/2024	14:19	79.1		80.5	69.5
3/10/2024	14:24	78.8		80.1	69.4
3/10/2024	14:29	79.2		81.3	69.5
3/10/2024	14:34	78.5		79.5	69.5
3/10/2024	14:39	78.7		80.3	69.7
3/10/2024	14:44	80.2	79.7	81.6	70.5
3/10/2024	14:49	80.0		81.5	70.4
3/10/2024	14:54	80.1		81.6	70.6
3/10/2024	14:59	80.4		81.8	70.7
3/10/2024	15:04	76.3		78.0	68.3
3/10/2024	15:09	75.8		77.4	68.0
3/10/2024	15:14	74.6	75.2	76.3	66.9
3/10/2024	15:19	74.3		75.9	67.1
3/10/2024	15:24	75.1		76.9	67.3
3/10/2024	15:29	74.7		76.3	67.0
3/10/2024	15:34	74.4		75.9	66.7
3/10/2024	15:39	75.7		76.6	67.1
3/10/2024	15:44	75.0	73.9	76.5	67.7
3/10/2024	15:49	72.4		74.1	65.9
3/10/2024	15:54	73.4		75.1	66.1
3/10/2024	15:59	71.1		72.8	65.0
3/10/2024	16:04	71.0		71.8	65.1
3/10/2024	16:09	71.3		72.3	65.2
3/10/2024	16:14	70.8	71.4	71.6	64.7
3/10/2024	16:19	72.4		73.6	65.9
3/10/2024	16:24	71.7		73.0	65.3
3/10/2024	16:29	71.2		72.5	65.0
3/10/2024	16:34	70.4		74.2	62.8
3/10/2024	16:39	69.2		72.3	62.4
3/10/2024	16:44	68.4	69.7	71.9	60.9
3/10/2024	16:49	71.2		75.0	63.7
3/10/2024	16:54	68.3		71.1	62.2
3/10/2024	16:59	69.9		73.7	62.8
3/10/2024	17:04	70.8		73.4	62.1
3/10/2024	17:09	69.7		73.0	63.1
3/10/2024	17:14	68.1	69.6	72.0	60.5
3/10/2024	17:19	69.3		72.5	62.9
3/10/2024	17:24	70.1		73.6	61.0
3/10/2024	17:29	69.4		72.6	61.4
3/10/2024	17:34	69.1		72.5	61.1
3/10/2024	17:39	69.7		73.4	61.5
3/10/2024	17:44	69.6	69.6	71.9	60.5
3/10/2024	17:49	69.4		72.5	63.0
3/10/2024	17:54	69.6		72.5	63.6
3/10/2024	17:59	70.0		73.1	62.7
3/10/2024	18:04	73.8		77.5	63.7
3/10/2024	18:09	68.1		71.3	60.5
3/10/2024	18:14	68.7	69.7	71.6	62.4
3/10/2024	18:19	68.1		71.4	60.1
3/10/2024	18:24	67.9		71.0	61.8
3/10/2024	18:29	67.3		71.0	59.2
3/10/2024	18:34	69.7		73.4	61.6
3/10/2024	18:39	67.8		71.0	59.6
3/10/2024	18:44	69.4	69.1	72.9	59.9
3/10/2024	18:49	68.9		72.8	61.3
3/10/2024	18:54	67.4		70.4	59.9
3/10/2024	18:59	70.5		71.0	60.2
		Mean	73.5		
		Maximum	79.7		
		Minimum	68.3		

Station: CM4a

Date	Start Time	Leq (5mins)	Leq (30mins)	L10 (5mins)	L90 (5mins)
4/10/2024	7:04	69.7		73.5	59.7
4/10/2024	7:09	70.5		73.9	60.5
4/10/2024	7:14	74.0	72.3	74.4	63.0
4/10/2024	7:19	75.5		78.2	61.7
4/10/2024	7:24	70.5		73.9	59.8
4/10/2024	7:29	70.2		73.6	61.7
4/10/2024	7:34	70.8		73.9	63.6
4/10/2024	7:39	70.5		73.9	61.2
4/10/2024	7:44	77.9	73.3	80.5	62.3
4/10/2024	7:49	70.1		73.2	62.7
4/10/2024	7:54	70.0		73.1	61.4
4/10/2024	7:59	73.7		76.9	63.9
4/10/2024	8:04	74.2		76.4	66.8
4/10/2024	8:09	76.4		79.2	64.2
4/10/2024	8:14	74.4	76.8	76.1	61.8
4/10/2024	8:19	70.5		73.4	59.7
4/10/2024	8:24	82.2		83.1	60.3
4/10/2024	8:29	70.5		74.2	61.4
4/10/2024	8:34	73.4		75.4	60.5
4/10/2024	8:39	70.8		74.1	60.8
4/10/2024	8:44	72.7	85.0	76.2	61.4
4/10/2024	8:49	81.4		85.5	63.0
4/10/2024	8:54	91.4		92.2	66.0
4/10/2024	8:59	85.2		88.0	68.1
4/10/2024	9:04	84.8		85.5	67.1
4/10/2024	9:09	80.6		81.8	69.8
4/10/2024	9:14	78.8	81.0	82.7	69.5
4/10/2024	9:19	83.5		85.6	71.4
4/10/2024	9:24	73.3		76.4	66.6
4/10/2024	9:29	70.2		73.4	61.4
4/10/2024	9:34	74.8		77.5	67.5
4/10/2024	9:39	71.1		74.4	62.5
4/10/2024	9:44	71.0	72.0	74.5	64.2
4/10/2024	9:49	70.3		74.1	62.2
4/10/2024	9:54	69.8		73.2	61.3
4/10/2024	9:59	72.7		76.3	65.1
4/10/2024	10:04	70.6		73.6	59.0
4/10/2024	10:09	69.0		73.0	60.8
4/10/2024	10:14	70.4	80.2	74.3	61.5
4/10/2024	10:19	72.0		75.9	61.7
4/10/2024	10:24	85.3		87.9	72.3
4/10/2024	10:29	83.9		85.6	82.5
4/10/2024	10:34	87.8		89.8	81.3
4/10/2024	10:39	89.1		90.2	84.3
4/10/2024	10:44	85.9	86.5	88.1	75.4
4/10/2024	10:49	83.7		87.2	75.4
4/10/2024	10:54	85.9		87.6	75.2
4/10/2024	10:59	84.1		86.8	76.1
4/10/2024	11:04	72.6		76.0	59.8
4/10/2024	11:09	69.0		72.3	60.7
4/10/2024	11:14	68.7	69.6	72.1	60.5
4/10/2024	11:19	68.2		71.6	60.2
4/10/2024	11:24	68.9		72.4	60.8
4/10/2024	11:29	68.1		72.6	57.9
4/10/2024	11:34	67.0		71.3	58.3
4/10/2024	11:39	68.4		72.1	56.2
4/10/2024	11:44	69.1	75.4	73.1	59.2
4/10/2024	11:49	69.2		72.2	60.6
4/10/2024	11:54	78.8		82.7	65.9
4/10/2024	11:59	80.2		83.7	66.3
4/10/2024	12:04	79.8		81.6	66.5
4/10/2024	12:09	84.6		86.9	75.1
4/10/2024	12:14	82.8	82.6	85.4	74.4
4/10/2024	12:19	80.9		85.7	74.0
4/10/2024	12:24	83.3		86.0	74.3
4/10/2024	12:29	82.7		86.1	73.9
4/10/2024	12:34	82.8		86.1	74.3
4/10/2024	12:39	82.2		82.8	70.5
4/10/2024	12:44	70.1	78.3	73.5	61.7
4/10/2024	12:49	69.8		72.6	59.9
4/10/2024	12:54	70.1		73.6	60.0
4/10/2024	12:59	72.4		76.8	60.8
4/10/2024	13:04	70.9		74.9	62.4
4/10/2024	13:09	69.5		73.1	58.8
4/10/2024	13:14	70.3	78.7	73.7	61.3
4/10/2024	13:19	73.6		76.8	62.1
4/10/2024	13:24	80.7		81.3	77.7
4/10/2024	13:29	84.3		89.4	77.8
4/10/2024	13:34	80.2		85.0	73.0
4/10/2024	13:39	82.8		85.8	72.5
4/10/2024	13:44	75.8	81.0	76.6	72.5
4/10/2024	13:49	80.5		84.4	72.6
4/10/2024	13:54	80.6		84.8	75.0
4/10/2024	13:59	82.9		87.7	75.6
4/10/2024	14:04	87.4		89.5	76.2
4/10/2024	14:09	87.5		88.4	74.2
4/10/2024	14:14	86.9	84.8	92.1	67.7
4/10/2024	14:19	74.3		75.9	66.9
4/10/2024	14:24	79.8		83.3	66.4
4/10/2024	14:29	79.0		82.4	65.5
4/10/2024	14:34	80.1		82.1	70.8
4/10/2024	14:39	79.0		81.7	67.6
4/10/2024	14:44	82.6	81.0	84.1	70.9
4/10/2024	14:49	77.9		80.7	71.8
4/10/2024	14:54	84.3		86.0	72.6
4/10/2024	14:59	77.7		80.9	72.3
4/10/2024	15:04	76.9		82.2	72.0
4/10/2024	15:09	74.6		77.0	71.9
4/10/2024	15:14	82.3	82.7	82.9	73.5
4/10/2024	15:19	86.9		88.1	73.6
4/10/2024	15:24	83.2		85.0	67.9
4/10/2024	15:29	82.4		88.0	67.4
4/10/2024	15:34	81.5		87.4	67.4
4/10/2024	15:39	72.7		73.5	62.7
4/10/2024	15:44	71.6	75.4	74.5	63.2
4/10/2024	15:49	70.3		73.4	62.1
4/10/2024	15:54	67.8		71.4	60.5
4/10/2024	15:59	72.3		74.4	59.7
4/10/2024	16:04	67.7		71.5	59.5
4/10/2024	16:09	69.9		73.3	60.8
4/10/2024	16:14	69.1	69.4	72.6	61.5
4/10/2024	16:19	69.4		71.5	60.5
4/10/2024	16:24	69.4		72.2	63.2
4/10/2024	16:29	70.5		74.2	61.5
4/10/2024	16:34	69.1		72.1	61.7
4/10/2024	16:39	69.0		72.3	62.3
4/10/2024	16:44	68.3	68.7	71.6	61.4
4/10/2024	16:49	68.5		71.5	61.3
4/10/2024	16:54	69.0		72.3	61.4
4/10/2024	16:59	68.4		71.9	60.6
4/10/2024	17:04	69.7		72.4	62.3
4/10/2024	17:09	70.1		73.7	62.7
4/10/2024	17:14	69.2	69.5	72.9	61.5
4/10/2024	17:19	69.6		69.9	62.0
4/10/2024	17:24	69.1		69.5	61.6
4/10/2024	17:29	69.4		69.6	61.7
4/10/2024	17:34	68.7		69.3	61.1
4/10/2024	17:39	68.1		68.7	60.5
4/10/2024	17:44	68.3	68.3	68.5	60.8
4/10/2024	17:49	68.4		68.8	60.7
4/10/2024	17:54	68.4		69.4	60.6
4/10/2024	17:59	68.1		69.0	60.3
4/10/2024	18:04	68.7		69.2	61.2
4/10/2024	18:09	69.3		71.5	60.5
4/10/2024	18:14	68.0	68.3	68.4	60.6
4/10/2024	18:19	68.1		68.6	60.7
4/10/2024	18:24	67.7		68.1	60.4
4/10/2024	18:29	67.7		68.1	60.4
4/10/2024	18:34	68.0		68.5	60.4
4/10/2024	18:39	68.4		69.3	60.8
4/10/2024	18:44	67.4	68.0	68.0	59.9
4/10/2024	18:49	68.0		68.4	60.5
4/10/2024	18:54	68.4		68.7	61.1
4/10/2024	18:59	67.9		68.8	60.2
		Mean	76.2		
		Maximum	86.5		
		Minimum	68.0		

Date	Start Time	Leq (5mins)	Leq (30mins)	L10 (5mins)	L90 (5mins)
5/10/2024	7:04	74.1		78.1	62.9
5/10/2024	7:09	79.2		81.0	72.2
5/10/2024	7:14	77.7	75.1	79.5	70.2
5/10/2024	7:19	71.6		73.1	66.3
5/10/2024	7:24	69.1		69.9	63.5
5/10/2024	7:29	66.6		67.1	62.0
5/10/2024	7:34	66.4		66.8	61.8
5/10/2024	7:39	69.9		70.4	63.4
5/10/2024	7:44	69.4	68.9	70.2	62.7
5/10/2024	7:49	69.2		69.9	62.6
5/10/2024	7:54	68.8		69.6	62.2
5/10/2024	7:59	68.9		69.4	62.4
5/10/2024	8:04	68.8		69.3	62.3
5/10/2024	8:09	68.1		68.5	61.6
5/10/2024	8:14	68.0	77.8	68.4	61.6
5/10/2024	8:19	76.2		82.2	62.2
5/10/2024	8:24	82.9		84.9	73.9
5/10/2024	8:29	80.2		81.8	72.4
5/10/2024	8:34	78.8		82.3	68.5
5/10/2024	8:39	73.2		74.1	66.1
5/10/2024	8:44	70.9	73.7	71.6	64.2
5/10/2024	8:49	70.1		70.5	63.8
5/10/2024	8:54	70.0		70.4	63.7
5/10/2024	8:59	70.5		72.6	63.3
5/10/2024	9:04	74.2		76.4	66.4
5/10/2024	9:09	77.1		79.2	66.8
5/10/2024	9:14	74.8	74.6	75.5	68.8
5/10/2024	9:19	73.4		74.0	67.7
5/10/2024	9:24	72.5		73.2	66.9
5/10/2024	9:29	74.3		75.8	67.8
5/10/2024	9:34	72.3		72.9	66.7
5/10/2024	9:39	71.9		72.2	66.6
5/10/2024	9:44	72.5	74.4	74.2	66.6
5/10/2024	9:49	73.9		75.2	67.1
5/10/2024	9:54	76.2		80.2	67.7
5/10/2024	9:59	76.8		79.2	68.1
5/10/2024	10:04	79.5		81.4	70.0
5/10/2024	10:09	77.8		81.1	70.5
5/10/2024	10:14	74.4	81.0	75.3	68.3
5/10/2024	10:19	74.6		76.5	68.0
5/10/2024	10:24	83.0		86.4	74.5
5/10/2024	10:29	85.4		88.2	75.7
5/10/2024	10:34	77.8		79.0	71.5
5/10/2024	10:39	76.1		76.7	70.5
5/10/2024	10:44	76.6	76.0	77.4	70.9
5/10/2024	10:49	76.1		77.0	70.3
5/10/2024	10:54	74.3		75.1	68.5
5/10/2024	10:59	74.0		75.3	68.1
5/10/2024	11:04	75.1		75.8	69.2
5/10/2024	11:09	75.2		76.2	69.1
5/10/2024	11:14	77.0	75.8	78.3	69.8
5/10/2024	11:19	76.2		77.9	69.0
5/10/2024	11:24	75.0		76.3	68.8
5/10/2024	11:29	75.9		76.4	68.5
5/10/2024	11:34	79.2		83.2	68.1
5/10/2024	11:39	75.9		77.1	67.8
5/10/2024	11:44	74.5	79.4	75.7	67.8
5/10/2024	11:49	81.0		84.1	69.6
5/10/2024	11:54	81.9		83.8	72.5
5/10/2024	11:59	79.7		82.7	69.2
5/10/2024	12:04	75.7		77.1	68.7
5/10/2024	12:09	75.1		76.4	68.8
5/10/2024	12:14	74.3	74.9	75.5	68.1
5/10/2024	12:19	76.0		78.9	68.2
5/10/2024	12:24	74.0		74.8	68.3
5/10/2024	12:29	74.0		74.9	68.1
5/10/2024	12:34	79.0		80.8	68.5
5/10/2024	12:39	78.7		79.7	72.6
5/10/2024	12:44	77.0	76.9	78.2	70.9
5/10/2024	12:49	75.7		76.6	69.9
5/10/2024	12:54	74.1		75.6	67.8
5/10/2024	12:59	74.0		75.1	68.0
5/10/2024	13:04	74.0		75.0	68.2
5/10/2024	13:09	74.4		75.2	68.4
5/10/2024	13:14	74.8	75.8	75.7	68.8
5/10/2024	13:19	76.1		77.3	69.5
5/10/2024	13:24	77.3		78.3	71.1
5/10/2024	13:29	76.9		77.8	70.9
5/10/2024	13:34	78.1		79.1	71.4
5/10/2024	13:39	77.1		78.4	70.3
5/10/2024	13:44	76.3	76.7	77.3	70.4
5/10/2024	13:49	76.1		77.2	70.1
5/10/2024	13:54	76.3		77.2	70.2
5/10/2024	13:59	76.1		77.3	69.7
5/10/2024	14:04	75.4		76.4	69.3
5/10/2024	14:09	76.0		76.8	69.7
5/10/2024	14:14	77.3	76.7	78.7	70.2
5/10/2024	14:19	77.0		78.4	70.5
5/10/2024	14:24	77.3		78.8	70.2
5/10/2024	14:29	76.6		78.5	69.7
5/10/2024	14:34	77.2		77.9	69.1
5/10/2024	14:39	78.8		79.6	69.8
5/10/2024	14:44	78.1	77.3	80.2	70.5
5/10/2024	14:49	74.0		75.6	66.9
5/10/2024	14:54	77.7		80.4	67.7
5/10/2024	14:59	76.2		77.6	67.7
5/10/2024	15:04	75.2		77.3	66.7
5/10/2024	15:09	74.5		76.7	66.5
5/10/2024	15:14	74.0	74.7	75.6	66.4
5/10/2024	15:19	73.5		74.7	66.1
5/10/2024	15:24	73.4		75.0	66.4
5/10/2024	15:29	76.5		79.1	66.3
5/10/2024	15:34	76.5		78.8	64.6
5/10/2024	15:39	71.4		72.5	64.6
5/10/2024	15:44	71.8	73.2	73.1	64.8
5/10/2024	15:49	72.4		74.1	65.6
5/10/2024	15:54	71.4		72.7	64.8
5/10/2024	15:59	72.9		74.8	64.5
5/10/2024	16:04	71.2		72.6	64.2
5/10/2024	16:09	71.0		72.6	64.6
5/10/2024	16:14	71.1	71.2	72.0	64.7
5/10/2024	16:19	71.4		72.3	64.9
5/10/2024	16:24	71.9		73.9	64.3
5/10/2024	16:29	70.2		71.1	64.2
5/10/2024	16:34	71.0		73.0	64.0
5/10/2024	16:39	71.7		73.5	64.5
5/10/2024	16:44	71.1	71.0	72.6	64.4
5/10/2024	16:49	71.3		72.6	64.4
5/10/2024	16:54	71.2		73.1	64.3
5/10/2024	16:59	69.7		70.6	63.8
5/10/2024	17:04	70.3		71.5	63.9
5/10/2024	17:09	69.7		70.2	63.9
5/10/2024	17:14	69.5	69.2	70.9	63.1
5/10/2024	17:19	68.1		69.5	61.8
5/10/2024	17:24	68.3		69.4	62.2
5/10/2024	17:29	69.1		71.0	62.2
5/10/2024	17:34	67.7		68.4	61.9
5/10/2024	17:39	68.8		69.8	61.5
5/10/2024	17:44	68.1	67.7	68.9	61.5
5/10/2024	17:49	66.6		67.0	60.9
5/10/2024	17:54	67.8		68.4	61.2
5/10/2024	17:59	66.8		67.9	60.8
5/10/2024	18:04	66.5		67.3	60.8
5/10/2024	18:09	66.8		67.4	60.9
5/10/2024	18:14	66.1	66.4	66.8	60.3
5/10/2024	18:19	66.4		67.3	60.4
5/10/2024	18:24	65.8		66.3	60.5
5/10/2024	18:29	66.7		67.7	60.7
5/10/2024	18:34	66.5		66.6	60.6
5/10/2024	18:39	66.1		66.9	60.4
5/10/2024	18:44	66.0	66.3	66.5	60.2
5/10/2024	18:49	65.9		66.5	60.3
5/10/2024	18:54	66.9		67.9	60.6
5/10/2024	18:59	66.5		67.4	60.6
		Mean	73.9		
		Maximum	81.0		
		Minimum	66.3		

Station: CM4a

Date	Start Time	Leq (5mins)	Leq (30mins)	L10 (5mins)	L90 (5mins)
6/10/2024	7:04	61.8		63.2	56.3
6/10/2024	7:09	61.0		61.6	56.1
6/10/2024	7:14	62.3	61.8	64.0	56.2
6/10/2024	7:19	61.8		63.3	56.2
6/10/2024	7:24	60.4		61.9	55.0
6/10/2024	7:29	63.2		64.9	56.1
6/10/2024	7:34	69.1		69.1	55.6
6/10/2024	7:39	72.9		75.5	58.6
6/10/2024	7:44	72.8	71.3	74.6	57.6
6/10/2024	7:49	67.5		68.2	57.3
6/10/2024	7:54	68.2		70.6	57.8
6/10/2024	7:59	73.5		76.7	60.1
6/10/2024	8:04	70.9		75.5	60.1
6/10/2024	8:09	72.4		79.2	57.3
6/10/2024	8:14	73.8	71.1	77.3	57.9
6/10/2024	8:19	71.5		71.7	60.2
6/10/2024	8:24	66.4		68.3	58.3
6/10/2024	8:29	67.4		68.9	59.0
6/10/2024	8:34	67.8		69.5	60.0
6/10/2024	8:39	67.3		68.1	60.3
6/10/2024	8:44	66.9	69.0	68.0	60.0
6/10/2024	8:49	70.9		73.6	61.3
6/10/2024	8:54	70.9		71.9	61.0
6/10/2024	8:59	68.3		69.8	60.7
6/10/2024	9:04	68.2		69.6	60.9
6/10/2024	9:09	68.8		70.6	60.6
6/10/2024	9:14	73.7	71.8	76.1	65.1
6/10/2024	9:19	73.7		76.2	64.8
6/10/2024	9:24	71.5		73.8	63.7
6/10/2024	9:29	72.1		73.7	65.0
6/10/2024	9:34	71.5		72.7	65.4
6/10/2024	9:39	71.9		73.5	65.3
6/10/2024	9:44	73.4	73.0	76.1	65.6
6/10/2024	9:49	74.0		76.9	66.1
6/10/2024	9:54	73.0		74.3	66.2
6/10/2024	9:59	73.6		75.6	66.6
6/10/2024	10:04	74.5		78.2	66.4
6/10/2024	10:09	73.9		76.3	66.6
6/10/2024	10:14	72.5	73.3	73.1	66.7
6/10/2024	10:19	73.6		75.2	66.4
6/10/2024	10:24	72.1		72.7	66.1
6/10/2024	10:29	72.9		74.1	66.1
6/10/2024	10:34	72.3		73.1	66.1
6/10/2024	10:39	72.0		72.8	66.2
6/10/2024	10:44	73.0	72.0	74.0	66.4
6/10/2024	10:49	73.2		75.5	66.1
6/10/2024	10:54	71.1		71.8	65.4
6/10/2024	10:59	69.3		72.6	65.2
6/10/2024	11:04	75.1		76.4	68.6
6/10/2024	11:09	74.4		76.8	67.8
6/10/2024	11:14	78.5	76.3	80.8	69.0
6/10/2024	11:19	76.2		78.2	68.7
6/10/2024	11:24	76.4		78.2	69.4
6/10/2024	11:29	76.1		77.8	69.6
6/10/2024	11:34	75.4		77.0	69.0
6/10/2024	11:39	73.9		78.1	69.5
6/10/2024	11:44	73.9	75.1	74.9	67.8
6/10/2024	11:49	75.8		76.9	69.6
6/10/2024	11:54	75.9		76.3	70.4
6/10/2024	11:59	75.5		76.8	69.1
6/10/2024	12:04	75.9		76.5	70.2
6/10/2024	12:09	75.7		76.5	70.0
6/10/2024	12:14	73.7	75.3	75.5	66.9
6/10/2024	12:19	74.1		75.8	67.2
6/10/2024	12:24	76.1		76.5	70.4
6/10/2024	12:29	75.9		76.3	70.5
6/10/2024	12:34	76.7		77.4	71.0
6/10/2024	12:39	75.5		76.5	68.1
6/10/2024	12:44	74.0	75.5	74.9	66.9
6/10/2024	12:49	75.6		76.2	70.1
6/10/2024	12:54	75.3		75.9	69.8
6/10/2024	12:59	75.7		76.1	70.2
6/10/2024	13:04	75.9		76.5	70.3
6/10/2024	13:09	76.1		77.1	69.3
6/10/2024	13:14	76.8	77.3	77.9	69.9
6/10/2024	13:19	77.2		77.9	71.3
6/10/2024	13:24	78.8		80.0	72.3
6/10/2024	13:29	78.2		79.0	72.5
6/10/2024	13:34	78.7		79.4	72.7
6/10/2024	13:39	77.7		78.5	71.1
6/10/2024	13:44	76.9	77.9	78.6	70.5
6/10/2024	13:49	77.8		78.8	71.7
6/10/2024	13:54	78.0		79.1	72.1
6/10/2024	13:59	78.2		79.2	72.1
6/10/2024	14:04	78.2		79.2	72.0
6/10/2024	14:09	77.7		78.6	71.7
6/10/2024	14:14	76.3	77.4	77.7	69.8
6/10/2024	14:19	76.7		77.7	70.8
6/10/2024	14:24	77.5		78.1	71.7
6/10/2024	14:29	77.7		78.4	72.1
6/10/2024	14:34	77.4		78.1	71.8
6/10/2024	14:39	77.0		77.6	71.3
6/10/2024	14:44	75.4	75.7	76.9	69.0
6/10/2024	14:49	73.7		74.7	67.3
6/10/2024	14:54	75.0		76.1	68.9
6/10/2024	14:59	74.5		75.7	68.5
6/10/2024	15:04	73.2		74.0	67.4
6/10/2024	15:09	73.6		73.8	67.5
6/10/2024	15:14	73.1	73.4	73.8	67.5
6/10/2024	15:19	73.6		74.3	67.8
6/10/2024	15:24	72.3		73.2	65.9
6/10/2024	15:29	74.3		75.2	68.1
6/10/2024	15:34	72.5		73.4	66.4
6/10/2024	15:39	72.4		73.2	66.2
6/10/2024	15:44	73.1	72.2	74.0	67.2
6/10/2024	15:49	72.6		73.2	66.8
6/10/2024	15:54	70.9		72.1	64.5
6/10/2024	15:59	71.4		72.2	65.4
6/10/2024	16:04	71.8		72.8	65.8
6/10/2024	16:09	72.0		73.1	65.8
6/10/2024	16:14	72.8	72.5	74.0	66.6
6/10/2024	16:19	73.0		74.1	66.8
6/10/2024	16:24	73.7		74.8	67.2
6/10/2024	16:29	71.2		72.6	64.1
6/10/2024	16:34	71.7		72.6	65.9
6/10/2024	16:39	71.9		72.7	66.1
6/10/2024	16:44	71.9	71.6	72.7	65.8
6/10/2024	16:49	71.9		72.6	66.2
6/10/2024	16:54	71.2		72.4	64.7
6/10/2024	16:59	71.2		72.6	64.1
6/10/2024	17:04	71.6		72.4	65.3
6/10/2024	17:09	71.7		72.7	65.4
6/10/2024	17:14	71.5	71.0	72.3	65.5
6/10/2024	17:19	70.1		70.8	64.2
6/10/2024	17:24	70.7		71.6	64.8
6/10/2024	17:29	70.1		70.9	63.7
6/10/2024	17:34	70.0		70.8	64.3
6/10/2024	17:39	70.5		71.3	64.4
6/10/2024	17:44	69.9	69.7	71.2	63.8
6/10/2024	17:49	70.5		71.4	64.5
6/10/2024	17:54	69.2		69.9	63.3
6/10/2024	17:59	67.4		69.2	59.7
6/10/2024	18:04	68.8		70.1	62.8
6/10/2024	18:09	69.8		71.1	63.0
6/10/2024	18:14	71.7	70.1	75.0	62.8
6/10/2024	18:19	71.2		71.9	63.7
6/10/2024	18:24	68.8		69.9	62.3
6/10/2024	18:29	69.1		70.1	60.9
6/10/2024	18:34	69.5		70.3	63.0
6/10/2024	18:39	69.5		70.3	62.7
6/10/2024	18:44	71.0	71.3	72.4	64.3
6/10/2024	18:49	74.4		78.1	62.3
6/10/2024	18:54	69.2		69.9	62.1
6/10/2024	18:59	71.9		74.3	62.6
		Mean	72.7		
		Maximum	77.9		
		Minimum	61.8		

Date	Start Time	Leq (5mins)	Leq (30mins)	L10 (5mins)	L90 (5mins)
7/10/2024	7:04	70.2		72.0	63.7
7/10/2024	7:09	68.2		68.7	63.2
7/10/2024	7:14	71.7	70.2	72.0	67.4
7/10/2024	7:19	71.8		72.1	67.5
7/10/2024	7:24	70.0		71.9	63.2
7/10/2024	7:29	68.0		68.6	63.1
7/10/2024	7:34	71.2		72.0	64.1
7/10/2024	7:39	75.7		77.1	65.8
7/10/2024	7:44	71.5	75.3	72.5	64.0
7/10/2024	7:49	75.9		77.1	66.5
7/10/2024	7:54	78.2		79.4	70.7
7/10/2024	7:59	75.4		77.9	63.7
7/10/2024	8:04	74.9		76.3	66.5
7/10/2024	8:09	76.0		76.9	69.2
7/10/2024	8:14	73.4	76.0	75.3	64.5
7/10/2024	8:19	73.5		75.6	65.7
7/10/2024	8:24	77.9		78.7	71.0
7/10/2024	8:29	78.0		78.8	70.7
7/10/2024	8:34	76.9		78.3	69.5
7/10/2024	8:39	76.2		76.9	69.5
7/10/2024	8:44	76.5	77.0	77.8	69.5
7/10/2024	8:49	75.6		77.7	66.2
7/10/2024	8:54	77.6		78.6	70.2
7/10/2024	8:59	78.4		79.1	71.5
7/10/2024	9:04	78.3		79.3	71.2
7/10/2024	9:09	78.3		79.4	71.0
7/10/2024	9:14	80.7	78.9	81.7	74.3
7/10/2024	9:19	79.9		81.1	73.8
7/10/2024	9:24	78.6		80.3	71.4
7/10/2024	9:29	76.0		77.1	69.9
7/10/2024	9:34	77.2		78.9	69.9
7/10/2024	9:39	79.1		80.0	73.3
7/10/2024	9:44	76.2	77.7	78.6	69.3
7/10/2024	9:49	77.0		78.6	69.5
7/10/2024	9:54	78.9		79.5	73.1
7/10/2024	9:59	77.2		80.3	69.7
7/10/2024	10:04	78.4		80.6	69.8
7/10/2024	10:09	80.8		83.4	74.0
7/10/2024	10:14	79.2	79.6	80.1	73.4
7/10/2024	10:19	79.4		80.2	73.6
7/10/2024	10:24	79.6		80.3	73.7
7/10/2024	10:29	79.8		80.6	73.5
7/10/2024	10:34	74.6		82.6	66.4
7/10/2024	10:39	76.5		77.5	70.5
7/10/2024	10:44	78.0	77.1	79.4	71.3
7/10/2024	10:49	77.5		78.5	71.5
7/10/2024	10:54	77.8		79.2	70.9
7/10/2024	10:59	77.6		78.7	71.3
7/10/2024	11:04	78.1		79.2	71.5
7/10/2024	11:09	79.6		81.4	72.4
7/10/2024	11:14	82.5	80.3	85.1	73.4
7/10/2024	11:19	81.3		83.6	73.6
7/10/2024	11:24	79.9		81.8	72.6
7/10/2024	11:29	78.7		80.2	71.9
7/10/2024	11:34	77.8		79.5	71.0
7/10/2024	11:39	78.1		80.6	70.4
7/10/2024	11:44	76.7	77.5	78.9	69.6
7/10/2024	11:49	78.0		80.3	70.3
7/10/2024	11:54	77.2		79.4	70.1
7/10/2024	11:59	77.2		78.8	70.7
7/10/2024	12:04	77.1		78.9	70.3
7/10/2024	12:09	76.3		78.8	69.3
7/10/2024	12:14	76.8	76.3	78.6	70.0
7/10/2024	12:19	76.1		77.8	69.6
7/10/2024	12:24	76.2		78.4	69.2
7/10/2024	12:29	74.8		75.9	68.8
7/10/2024	12:34	75.5		76.9	68.9
7/10/2024	12:39	73.9		74.4	68.5
7/10/2024	12:44	75.4	77.8	76.8	69.1
7/10/2024	12:49	79.1		82.6	69.1
7/10/2024	12:54	80.4		82.9	69.9
7/10/2024	12:59	79.0		82.0	69.5
7/10/2024	13:04	78.7		80.8	70.1
7/10/2024	13:09	80.5		83.3	71.2
7/10/2024	13:14	79.3	79.6	81.3	71.4
7/10/2024	13:19	79.9		82.3	71.5
7/10/2024	13:24	78.5		80.9	70.4
7/10/2024	13:29	80.5		82.8	71.0
7/10/2024	13:34	77.5		79.8	70.3
7/10/2024	13:39	79.6		82.0	70.7
7/10/2024	13:44	77.9	78.1	80.2	70.2
7/10/2024	13:49	78.2		80.9	70.3
7/10/2024	13:54	77.7		79.4	70.4
7/10/2024	13:59	77.2		78.5	70.7
7/10/2024	14:04	76.5		77.5	70.4
7/10/2024	14:09	76.8		78.0	70.3
7/10/2024	14:14	78.2	77.7	79.6	71.1
7/10/2024	14:19	77.8		78.6	70.9
7/10/2024	14:24	78.5		79.9	72.0
7/10/2024	14:29	78.3		80.1	71.3
7/10/2024	14:34	77.7		79.6	70.7
7/10/2024	14:39	77.6		79.1	70.7
7/10/2024	14:44	77.2	76.1	78.8	70.5
7/10/2024	14:49	74.0		75.2	67.7
7/10/2024	14:54	74.2		75.8	67.5
7/10/2024	14:59	74.1		75.5	67.5
7/10/2024	15:04	76.6		78.2	68.7
7/10/2024	15:09	78.6		80.5	70.3
7/10/2024	15:14	77.7	78.3	79.8	68.8
7/10/2024	15:19	79.5		81.0	70.1
7/10/2024	15:24	78.7		80.5	70.7
7/10/2024	15:29	77.9		79.6	69.9
7/10/2024	15:34	75.3		77.0	67.7
7/10/2024	15:39	74.5		76.5	67.2
7/10/2024	15:44	74.6	74.7	76.4	66.8
7/10/2024	15:49	74.8		77.3	67.0
7/10/2024	15:54	75.1		76.4	67.9
7/10/2024	15:59	73.9		75.5	67.1
7/10/2024	16:04	74.0		75.8	66.5
7/10/2024	16:09	73.1		75.0	65.8
7/10/2024	16:14	72.3	73.1	74.3	65.1
7/10/2024	16:19	73.3		75.5	66.1
7/10/2024	16:24	73.3		75.1	65.8
7/10/2024	16:29	72.6		74.5	65.2
7/10/2024	16:34	73.5		75.9	65.3
7/10/2024	16:39	72.0		74.5	62.9
7/10/2024	16:44	70.6	71.9	74.4	62.2
7/10/2024	16:49	71.3		73.2	63.4
7/10/2024	16:54	72.0		73.8	64.5
7/10/2024	16:59	71.5		73.6	64.2
7/10/2024	17:04	70.5		72.3	63.2
7/10/2024	17:09	70.8		72.8	63.0
7/10/2024	17:14	70.2	69.3	72.6	62.8
7/10/2024	17:19	67.9		69.7	60.6
7/10/2024	17:24	67.1		69.2	59.2
7/10/2024	17:29	68.0		70.2	59.8
7/10/2024	17:34	68.0		69.8	60.6
7/10/2024	17:39	68.4		70.7	60.3
7/10/2024	17:44	68.2	68.6	70.6	60.2
7/10/2024	17:49	67.8		69.1	60.8
7/10/2024	17:54	68.9		70.9	61.9
7/10/2024	17:59	69.9		71.8	62.6
7/10/2024	18:04	68.7		71.1	61.3
7/10/2024	18:09	67.8		68.9	60.5
7/10/2024	18:14	68.2	68.5	70.7	60.8
7/10/2024	18:19	68.1		69.7	61.4
7/10/2024	18:24	68.8		70.5	61.9
7/10/2024	18:29	69.2		70.8	62.5
7/10/2024	18:34	69.6		72.0	62.0
7/10/2024	18:39	69.0		70.2	62.7
7/10/2024	18:44	71.0	70.4	72.4	64.1
7/10/2024	18:49	71.6		73.8	64.0
7/10/2024	18:54	70.8		72.3	64.1
7/10/2024	18:59	69.6		70.4	63.3
		Mean	75.4		
		Maximum	80.3		
		Minimum	68.5		

Station: CM4a

Date	Start Time	Leq (5mins)	Leq (30mins)	L10 (5mins)	L90 (5mins)
8/10/2024	7:04	65.2		66.4	60.2
8/10/2024	7:09	65.1		65.4	60.4
8/10/2024	7:14	64.8	65.0	65.2	60.2
8/10/2024	7:19	64.9		65.4	60.2
8/10/2024	7:24	65.0		65.7	60.2
8/10/2024	7:29	65.0		65.7	59.8
8/10/2024	7:34	66.0		67.4	60.4
8/10/2024	7:39	68.9		69.3	62.4
8/10/2024	7:44	69.0	68.9	69.7	62.2
8/10/2024	7:49	68.5		69.2	61.8
8/10/2024	7:54	69.2		70.6	62.1
8/10/2024	7:59	70.7		71.9	62.9
8/10/2024	8:04	69.5		70.4	62.6
8/10/2024	8:09	69.9		71.1	62.8
8/10/2024	8:14	70.5	71.3	71.0	62.8
8/10/2024	8:19	70.2		71.4	62.6
8/10/2024	8:24	70.5		71.7	63.4
8/10/2024	8:29	74.6		76.8	64.2
8/10/2024	8:34	73.7		76.3	65.5
8/10/2024	8:39	73.2		74.3	66.0
8/10/2024	8:44	73.8	74.8	75.3	65.9
8/10/2024	8:49	75.2		77.1	66.6
8/10/2024	8:54	75.8		77.8	67.7
8/10/2024	8:59	76.3		78.3	67.4
8/10/2024	9:04	75.9		77.1	67.4
8/10/2024	9:09	75.5		77.7	67.0
8/10/2024	9:14	78.4	78.5	80.1	71.1
8/10/2024	9:19	79.6		81.5	71.9
8/10/2024	9:24	79.4		81.0	72.5
8/10/2024	9:29	80.2		82.2	72.3
8/10/2024	9:34	82.4		83.8	72.3
8/10/2024	9:39	79.2		81.2	71.5
8/10/2024	9:44	78.4	79.0	80.0	71.2
8/10/2024	9:49	76.8		78.1	70.3
8/10/2024	9:54	77.0		78.2	70.5
8/10/2024	9:59	77.1		78.2	71.0
8/10/2024	10:04	77.4		78.7	71.0
8/10/2024	10:09	77.2		78.3	70.8
8/10/2024	10:14	77.5	77.2	79.1	70.8
8/10/2024	10:19	77.2		78.5	70.7
8/10/2024	10:24	78.4		79.7	71.6
8/10/2024	10:29	74.4		81.4	73.1
8/10/2024	10:34	76.4		77.4	70.3
8/10/2024	10:39	76.4		78.5	69.4
8/10/2024	10:44	76.5	76.6	77.7	70.2
8/10/2024	10:49	76.0		76.9	70.0
8/10/2024	10:54	76.8		77.8	70.6
8/10/2024	10:59	77.5		79.1	70.8
8/10/2024	11:04	77.0		78.4	70.2
8/10/2024	11:09	76.8		78.2	70.3
8/10/2024	11:14	77.1	77.1	78.6	70.1
8/10/2024	11:19	77.9		79.0	70.5
8/10/2024	11:24	76.6		77.9	69.8
8/10/2024	11:29	77.3		78.8	70.1
8/10/2024	11:34	76.7		78.2	69.8
8/10/2024	11:39	75.8		77.4	68.9
8/10/2024	11:44	75.6	75.7	77.0	68.8
8/10/2024	11:49	75.5		77.0	68.8
8/10/2024	11:54	75.4		76.7	68.8
8/10/2024	11:59	75.1		76.1	68.8
8/10/2024	12:04	74.6		75.5	68.4
8/10/2024	12:09	74.6		75.7	67.9
8/10/2024	12:14	77.5	74.8	78.4	68.2
8/10/2024	12:19	73.7		75.0	66.9
8/10/2024	12:24	73.6		75.1	67.1
8/10/2024	12:29	73.3		74.3	67.1
8/10/2024	12:34	73.8		75.2	67.2
8/10/2024	12:39	72.8		73.8	66.8
8/10/2024	12:44	73.7	74.9	75.2	67.1
8/10/2024	12:49	75.5		78.1	67.4
8/10/2024	12:54	77.2		79.0	67.9
8/10/2024	12:59	75.2		77.2	67.5
8/10/2024	13:04	76.0		77.7	68.8
8/10/2024	13:09	76.0		77.7	68.6
8/10/2024	13:14	76.1	76.0	78.3	68.6
8/10/2024	13:19	75.5		77.6	68.3
8/10/2024	13:24	74.8		76.5	67.4
8/10/2024	13:29	77.0		81.4	67.2
8/10/2024	13:42	73.4		75.2	66.7
8/10/2024	13:47	75.5		76.9	67.5
8/10/2024	13:52	74.6	74.6	75.8	67.0
8/10/2024	13:57	74.2		76.6	66.6
8/10/2024	14:02	74.3		76.2	66.8
8/10/2024	14:07	75.3		75.5	66.9
8/10/2024	14:12	72.7		73.5	66.6
8/10/2024	14:17	73.4		75.2	66.4
8/10/2024	14:22	72.9	73.3	73.9	66.6
8/10/2024	14:27	72.9		73.6	66.5
8/10/2024	14:32	73.7		74.9	67.5
8/10/2024	14:37	74.1		76.4	66.9
8/10/2024	14:42	72.7		74.0	66.2
8/10/2024	14:47	74.5		76.7	67.1
8/10/2024	14:52	74.4	80.5	75.2	66.3
8/10/2024	14:57	71.8		72.4	64.2
8/10/2024	15:02	85.6		89.8	68.1
8/10/2024	15:07	83.3		86.8	66.2
8/10/2024	15:12	84.2		88.1	68.1
8/10/2024	15:17	83.9		87.8	69.0
8/10/2024	15:22	84.0	83.6	87.3	70.8
8/10/2024	15:27	83.5		87.4	68.9
8/10/2024	15:32	82.9		86.4	68.2
8/10/2024	15:37	82.6		86.7	67.7
8/10/2024	15:42	81.3		84.6	64.9
8/10/2024	15:47	81.5		85.3	66.7
8/10/2024	15:52	84.5	82.3	88.7	66.2
8/10/2024	15:57	82.6		86.3	69.5
8/10/2024	16:02	81.2		85.3	67.9
8/10/2024	16:07	81.6		85.1	68.9
8/10/2024	16:12	80.9		84.3	67.7
8/10/2024	16:17	80.9		84.5	68.1
8/10/2024	16:22	81.7	82.3	84.6	67.9
8/10/2024	16:27	82.3		85.5	68.1
8/10/2024	16:32	84.5		86.9	70.4
8/10/2024	16:37	82.3		86.3	70.3
8/10/2024	16:42	81.0		83.8	69.4
8/10/2024	16:47	81.4		84.7	69.2
8/10/2024	16:52	80.6	81.4	84.2	69.1
8/10/2024	16:57	81.8		85.0	71.4
8/10/2024	17:02	81.1		83.0	69.4
8/10/2024	17:07	82.1		85.0	69.9
8/10/2024	17:12	83.6		86.0	69.9
8/10/2024	17:17	87.6		91.1	75.1
8/10/2024	17:22	84.6	83.7	87.9	71.0
8/10/2024	17:27	80.1		83.1	67.2
8/10/2024	17:32	80.6		84.0	68.3
8/10/2024	17:37	79.7		82.9	68.2
8/10/2024	17:42	83.7		87.7	68.2
8/10/2024	17:47	80.1		83.7	67.8
8/10/2024	17:52	82.0	81.4	84.6	68.1
8/10/2024	17:57	81.9		88.9	66.5
8/10/2024	18:02	79.8		82.8	66.1
8/10/2024	18:07	78.9		81.7	68.1
8/10/2024	18:12	79.2		82.2	68.1
8/10/2024	18:17	80.6		83.0	68.0
8/10/2024	18:22	79.6	79.7	82.5	67.0
8/10/2024	18:27	78.5		81.7	66.6
8/10/2024	18:32	78.4		81.6	67.1
8/10/2024	18:37	81.0		84.5	66.5
8/10/2024	18:42	79.0		82.5	66.1
8/10/2024	18:47	82.6		84.6	67.0
8/10/2024	18:52	78.1		81.5	65.5
8/10/2024	18:57	79.7		82.8	68.7
		Mean	77.1		
		Maximum	83.7		
		Minimum	65.0		

Date	Start Time	Leq (5mins)	Leq (30mins)	L10 (5mins)	L90 (5mins)
9/10/2024	7:02	81.0		85.3	66.5
9/10/2024	7:07	82.5		85.0	69.3
9/10/2024	7:12	82.1	82.2	86.0	68.7
9/10/2024	7:17	83.3		87.0	66.9
9/10/2024	7:22	81.1		84.8	68.7
9/10/2024	7:27	82.7		86.2	69.4
9/10/2024	7:32	82.8		86.1	71.1
9/10/2024	7:37	82.8		86.4	69.5
9/10/2024	7:42	82.0	85.0	85.4	68.2
9/10/2024	7:47	87.0		90.2	69.7
9/10/2024	7:52	86.5		89.7	72.6
9/10/2024	7:57	86.2		89.9	69.1
9/10/2024	8:02	85.3		89.0	69.4
9/10/2024	8:07	87.1		90.7	73.2
9/10/2024	8:12	86.3	86.4	89.6	73.3
9/10/2024	8:17	86.4		90.1	72.1
9/10/2024	8:22	87.0		89.9	73.3
9/10/2024	8:27	85.8		89.7	70.0
9/10/2024	8:32	86.5		90.2	72.5
9/10/2024	8:37	86.0		89.2	71.8
9/10/2024	8:42	86.2	86.8	90.1	69.8
9/10/2024	8:47	86.8		90.0	72.1
9/10/2024	8:52	88.3		92.4	73.6
9/10/2024	8:57	86.6		89.9	71.6
9/10/2024	9:02	84.9		88.9	73.5
9/10/2024	9:07	85.4		88.4	72.1
9/10/2024	9:12	85.5	86.8	88.7	72.2
9/10/2024	9:17	86.1		89.6	71.7
9/10/2024	9:22	89.5		93.0	73.4
9/10/2024	9:27	87.6		91.4	74.0
9/10/2024	9:32	87.7		91.3	77.2
9/10/2024	9:37	88.8		92.8	77.5
9/10/2024	9:42	89.6	88.7	92.8	78.6
9/10/2024	9:47	89.7		91.2	78.1
9/10/2024	9:52	88.2		91.5	77.2
9/10/2024	9:57	88.1		91.5	76.7
9/10/2024	10:02	87.8		90.6	78.1
9/10/2024	10:07	90.1		92.6	79.3
9/10/2024	10:12	89.2	88.8	91.6	78.8
9/10/2024	10:17	87.8		90.1	77.5
9/10/2024	10:22	89.2		92.6	75.7
9/10/2024	10:27	88.3		92.0	75.2
9/10/2024	10:32	88.9		92.8	76.4
9/10/2024	10:37	90.3		93.0	76.8
9/10/2024	10:42	87.5	88.4	90.9	74.9
9/10/2024	10:47	87.0		90.8	74.4
9/10/2024	10:52	85.8		89.2	71.5
9/10/2024	10:57	89.4		93.0	76.0
9/10/2024	11:02	85.9		89.5	70.7
9/10/2024	11:07	86.7		90.5	71.2
9/10/2024	11:12	87.4	93.6	91.1	74.1
9/10/2024	11:17	89.5		92.8	75.4
9/10/2024	11:22	99.2		102.5	87.9
9/10/2024	11:27	94.9		98.6	76.3
9/10/2024	11:32	90.2		94.1	77.7
9/10/2024	11:37	90.8		94.2	75.8
9/10/2024	11:42	88.7	88.5	91.5	74.5
9/10/2024	11:47	86.4		89.9	73.8
9/10/2024	11:52	86.8		90.3	73.8
9/10/2024	11:57	85.5		89.6	71.4
9/10/2024	12:02	86.8		90.3	70.8
9/10/2024	12:07	87.7		91.3	71.0
9/10/2024	12:12	88.2	88.4	91.3	74.9
9/10/2024	12:17	90.3		94.0	74.6
9/10/2024	12:22	85.8		88.9	73.0
9/10/2024	12:27	90.0		93.1	76.5
9/10/2024	12:32	89.6		93.6	75.8
9/10/2024	12:37	87.4		91.4	74.4
9/10/2024	12:42	86.9	87.8	90.3	70.6
9/10/2024	12:47	87.1		91.1	72.1
9/10/2024	12:52	87.0		89.8	73.4
9/10/2024	12:57	88.0		92.2	77.4
9/10/2024	13:02	77.2		78.1	67.3
9/10/2024	13:07	78.2		81.2	67.3
9/10/2024	13:12	74.9	76.8	77.1	67.1
9/10/2024	13:17	76.9		78.5	69.5
9/10/2024	13:22	76.3		78.5	68.1
9/10/2024	13:27	76.4		78.1	69.1
9/10/2024	13:32	77.9		79.1	69.5
9/10/2024	13:37	79.8		80.1	69.6
9/10/2024	13:42	76.2	78.4	78.0	69.2
9/10/2024	13:47	81.0		84.0	68.6
9/10/2024	13:52	75.7		77.5	68.4
9/10/2024	13:57	77.0		79.5	69.3
9/10/2024	14:02	75.3		76.9	68.6
9/10/2024	14:07	73.3		74.7	67.0
9/10/2024	14:12	73.6	73.6	75.5	66.4
9/10/2024	14:17	72.8		74.5	65.9
9/10/2024	14:22	72.9		74.9	66.0
9/10/2024	14:27	72.9		74.8	66.0
9/10/2024	14:32	74.0		75.0	66.8
9/10/2024	14:37	73.3		74.7	66.4
9/10/2024	14:42	73.2	72.9	74.4	66.7
9/10/2024	14:47	71.8		73.2	64.9
9/10/2024	14:52	73.6		75.4	65.4
9/10/2024	14:57	71.1		72.7	63.9
9/10/2024	15:02	71.1		72.8	64.3
9/10/2024	15:07	71.4		73.5	64.1
9/10/2024	15:12	70.5	70.4	71.8	63.9
9/10/2024	15:17	70.1		73.2	62.3
9/10/2024	15:22	68.6		69.4	62.9
9/10/2024	15:27	70.3		71.9	63.3
9/10/2024	15:32	68.1		68.8	62.5
9/10/2024	15:37	69.6		71.8	62.7
9/10/2024	15:42	66.5	68.2	67.2	60.5
9/10/2024	15:47	66.6		67.5	60.2
9/10/2024	15:52	67.1		69.2	60.4
9/10/2024	15:57	69.8		70.9	63.1
9/10/2024	16:02	71.0		72.0	64.8
9/10/2024	16:07	70.1		71.0	64.1
9/10/2024	16:12	69.5	69.8	70.3	63.2
9/10/2024	16:17	69.3		70.6	63.1
9/10/2024	16:22	68.8		69.9	62.6
9/10/2024	16:27	69.7		70.6	63.3
9/10/2024	16:32	69.1		70.2	63.0
9/10/2024	16:37	68.4		69.2	62.6
9/10/2024	16:42	68.7	69.3	69.6	62.8
9/10/2024	16:47	69.8		70.9	63.5
9/10/2024	16:52	69.5		70.5	63.6
9/10/2024	16:57	70.0		70.8	64.0
9/10/2024	17:02	69.6		70.4	63.6
9/10/2024	17:07	69.2		70.0	63.0
9/10/2024	17:12	68.3	68.7	69.4	62.1
9/10/2024	17:17	68.5		69.5	62.3
9/10/2024	17:22	68.9		69.8	62.6
9/10/2024	17:27	67.1		67.7	61.3
9/10/2024	17:32	67.6		69.2	61.0
9/10/2024	17:37	67.0		67.8	61.3
9/10/2024	17:42	66.3	66.5	67.0	60.5
9/10/2024	17:47	66.1		66.6	60.5
9/10/2024	17:52	65.8		66.3	60.3
9/10/2024	17:57	65.9		66.4	60.4
9/10/2024	18:02	65.8		66.4	60.3
9/10/2024	18:07	66.3		67.2	60.3
9/10/2024	18:12	66.2	66.1	66.9	60.2
9/10/2024	18:17	65.9		66.5	60.2
9/10/2024	18:22	66.1		66.6	60.6
9/10/2024	18:27	66.3		66.8	60.4
9/10/2024	18:32	66.2		67.4	60.0
9/10/2024	18:37	65.8		66.7	59.7
9/10/2024	18:42	65.7	66.0	66.6	59.7
9/10/2024	18:47	66.1		67.3	60.0
9/10/2024	18:52	66.1		67.0	60.3
9/10/2024	18:57	66.0		66.9	60.0
		Mean	79.1		
		Maximum	93.6		
		Minimum	66.0		

Station: CM4a

Date	Start Time	Leq (5mins)	Leq (30mins)	L10 (5mins)	L90 (5mins)
10/10/2024	7:02	68.1		69.3	61.8
10/10/2024	7:07	69.0		70.7	61.4
10/10/2024	7:12	69.5	70.1	72.1	62.3
10/10/2024	7:17	73.4		76.3	64.1
10/10/2024	7:22	69.6		70.4	62.6
10/10/2024	7:27	68.7		70.0	63.0
10/10/2024	7:32	69.6		71.1	63.4
10/10/2024	7:37	70.5		72.1	64.3
10/10/2024	7:42	79.5	75.0	83.8	66.1
10/10/2024	7:47	76.1		79.4	64.8
10/10/2024	7:52	73.5		75.6	65.1
10/10/2024	7:57	72.1		73.6	64.0
10/10/2024	8:02	73.3		75.2	65.5
10/10/2024	8:07	72.8		74.1	65.2
10/10/2024	8:12	74.2	74.2	76.4	65.6
10/10/2024	8:17	72.9		74.4	65.2
10/10/2024	8:22	73.4		75.3	66.0
10/10/2024	8:27	77.0		78.7	62.9
10/10/2024	8:32	69.7		70.6	62.4
10/10/2024	8:37	71.6		75.4	62.4
10/10/2024	8:42	68.9	69.1	69.2	62.2
10/10/2024	8:47	67.9		68.9	59.8
10/10/2024	8:52	67.3		67.8	59.7
10/10/2024	8:57	67.3		68.9	59.7
10/10/2024	9:02	68.3		71.0	59.6
10/10/2024	9:07	74.4		74.9	59.1
10/10/2024	9:12	68.8	71.6	71.8	59.4
10/10/2024	9:17	71.7		74.2	61.0
10/10/2024	9:22	73.4		75.3	62.4
10/10/2024	9:27	69.0		70.6	62.4
10/10/2024	9:32	72.0		73.5	65.1
10/10/2024	9:37	72.4		74.2	64.8
10/10/2024	9:42	69.8	70.7	71.0	63.5
10/10/2024	9:47	69.9		71.0	63.6
10/10/2024	9:52	69.6		70.5	63.5
10/10/2024	9:57	69.8		70.5	63.9
10/10/2024	10:02	70.2		71.0	64.2
10/10/2024	10:07	71.6		73.2	64.4
10/10/2024	10:12	73.4	72.9	74.8	66.8
10/10/2024	10:17	72.3		73.3	66.0
10/10/2024	10:22	74.1		75.2	67.8
10/10/2024	10:27	74.6		76.3	67.4
10/10/2024	10:32	74.8		76.5	68.1
10/10/2024	10:37	75.6		76.9	69.3
10/10/2024	10:42	75.8	76.0	77.5	69.2
10/10/2024	10:47	76.5		78.4	69.4
10/10/2024	10:52	76.2		78.6	68.9
10/10/2024	10:57	76.9		78.1	70.7
10/10/2024	11:02	76.3		77.7	69.7
10/10/2024	11:07	76.2		77.6	69.6
10/10/2024	11:12	76.3	76.4	77.8	69.7
10/10/2024	11:17	76.6		77.4	70.4
10/10/2024	11:22	76.4		77.4	70.3
10/10/2024	11:27	76.4		78.5	69.4
10/10/2024	11:32	76.5		77.7	70.2
10/10/2024	11:37	76.0		76.9	70.0
10/10/2024	11:42	76.8	77.7	77.8	70.6
10/10/2024	11:47	79.5		80.7	73.3
10/10/2024	11:52	78.8		80.6	69.0
10/10/2024	11:57	77.2		78.4	68.6
10/10/2024	12:02	77.8		78.1	72.4
10/10/2024	12:07	73.8		74.3	68.1
10/10/2024	12:12	77.8	76.6	78.4	72.3
10/10/2024	12:17	76.8		78.0	67.9
10/10/2024	12:22	73.9		77.1	67.3
10/10/2024	12:27	77.7		78.4	72.3
10/10/2024	12:32	76.5		77.5	67.9
10/10/2024	12:37	77.5		79.2	68.3
10/10/2024	12:42	78.8	78.1	80.2	72.5
10/10/2024	12:47	78.5		79.5	72.5
10/10/2024	12:52	78.0		78.5	72.4
10/10/2024	12:57	78.7		79.7	72.3
10/10/2024	13:02	78.7		80.6	72.4
10/10/2024	13:07	77.5		77.7	72.2
10/10/2024	13:12	77.5	77.6	77.8	72.3
10/10/2024	13:17	75.6		77.8	68.1
10/10/2024	13:22	78.4		79.0	72.7
10/10/2024	13:27	77.3		78.5	68.7
10/10/2024	13:32	77.9		79.0	69.8
10/10/2024	13:37	79.4		82.1	72.7
10/10/2024	13:42	78.9	78.3	80.0	72.9
10/10/2024	13:47	78.7		79.6	72.8
10/10/2024	13:52	76.6		78.5	69.0
10/10/2024	13:57	77.4		79.3	68.5
10/10/2024	14:02	78.2		78.8	72.6
10/10/2024	14:07	76.9		78.7	68.8
10/10/2024	14:12	77.6	78.1	78.8	69.7
10/10/2024	14:17	78.3		78.7	72.8
10/10/2024	14:22	78.9		79.8	69.9
10/10/2024	14:27	78.2		79.6	69.8
10/10/2024	14:32	78.7		79.3	73.1
10/10/2024	14:37	76.3		77.3	70.1
10/10/2024	14:42	78.9	77.7	79.9	71.8
10/10/2024	14:47	78.9		79.7	73.2
10/10/2024	14:52	75.7		76.7	69.6
10/10/2024	14:57	76.1		77.1	69.3
10/10/2024	15:02	76.2		77.1	70.3
10/10/2024	15:07	73.4		74.6	66.8
10/10/2024	15:12	78.2	79.5	78.5	70.9
10/10/2024	15:17	81.9		85.3	71.2
10/10/2024	15:22	80.0		81.2	71.0
10/10/2024	15:27	81.8		84.7	72.4
10/10/2024	15:32	78.5		80.2	70.5
10/10/2024	15:37	76.6		77.2	71.1
10/10/2024	15:42	72.7	75.5	74.3	66.4
10/10/2024	15:47	73.6		74.5	66.9
10/10/2024	15:52	74.2		74.7	68.6
10/10/2024	15:57	74.4		75.0	68.6
10/10/2024	16:02	74.8		75.3	68.8
10/10/2024	16:07	74.3		75.0	68.6
10/10/2024	16:12	74.5	74.2	75.5	68.5
10/10/2024	16:17	74.2		75.1	68.4
10/10/2024	16:22	73.6		74.3	67.9
10/10/2024	16:27	74.0		74.7	68.1
10/10/2024	16:32	74.1		74.8	68.6
10/10/2024	16:37	74.6		76.9	68.6
10/10/2024	16:42	73.5	74.5	75.9	64.5
10/10/2024	16:47	73.5		76.1	64.4
10/10/2024	16:52	74.5		76.9	67.3
10/10/2024	16:57	76.2		77.9	68.2
10/10/2024	17:02	74.8		76.4	68.0
10/10/2024	17:07	74.1		75.3	68.1
10/10/2024	17:12	73.8	73.6	74.9	67.9
10/10/2024	17:17	73.7		74.9	67.7
10/10/2024	17:22	74.0		75.1	67.9
10/10/2024	17:27	68.9		71.4	60.9
10/10/2024	17:32	68.0		69.9	60.7
10/10/2024	17:37	71.0		71.8	65.2
10/10/2024	17:42	72.4	70.7	73.5	66.1
10/10/2024	17:47	71.8		73.0	65.7
10/10/2024	17:52	70.1		72.4	61.7
10/10/2024	17:57	69.5		71.5	61.5
10/10/2024	18:02	71.4		72.3	65.7
10/10/2024	18:07	71.1		71.9	65.4
10/10/2024	18:12	74.3	74.7	76.7	65.9
10/10/2024	18:17	73.5		75.4	66.3
10/10/2024	18:22	77.4		79.9	66.6
10/10/2024	18:27	76.7		80.4	66.1
10/10/2024	18:32	71.7		72.6	66.0
10/10/2024	18:37	71.4		72.5	65.3
10/10/2024	18:42	71.5	71.8	72.3	65.8
10/10/2024	18:47	71.3		71.9	65.4
10/10/2024	18:52	72.0		72.7	66.1
10/10/2024	18:57	72.7		73.6	66.6
		Mean	74.8		
		Maximum	79.5		
		Minimum	69.1		

Date	Start Time	Leq (5mins)	Leq (30mins)	L10 (5mins)	L90 (5mins)
11/10/2024	7:02	66.6		67.9	61.3
11/10/2024	7:07	66.2		67.2	61.3
11/10/2024	7:12	69.2	71.1	71.2	61.4
11/10/2024	7:17	75.2		79.2	66.6
11/10/2024	7:22	71.3		71.6	66.8
11/10/2024	7:27	71.2		71.7	66.8
11/10/2024	7:32	74.6		77.7	66.7
11/10/2024	7:37	73.0		75.2	66.6
11/10/2024	7:42	70.0	73.3	70.8	59.7
11/10/2024	7:47	74.3		75.8	61.9
11/10/2024	7:52	74.6		76.7	61.7
11/10/2024	7:57	71.7		75.6	60.7
11/10/2024	8:02	73.6		75.4	62.4
11/10/2024	8:07	73.1		75.2	61.2
11/10/2024	8:12	68.0	73.6	69.1	61.2
11/10/2024	8:17	74.7		75.5	63.1
11/10/2024	8:22	73.3		75.1	61.8
11/10/2024	8:27	75.5		78.4	63.0
11/10/2024	8:32	74.6		76.7	69.2
11/10/2024	8:37	76.3		77.2	68.8
11/10/2024	8:42	76.1	79.3	76.9	69.3
11/10/2024	8:47	82.7		87.4	69.6
11/10/2024	8:52	76.5		78.0	69.1
11/10/2024	8:57	82.1		85.1	69.6
11/10/2024	9:02	77.3		78.2	70.1
11/10/2024	9:07	77.4		81.9	65.4
11/10/2024	9:12	80.0	78.5	82.4	70.2
11/10/2024	9:17	76.9		79.1	64.4
11/10/2024	9:22	79.0		81.8	68.0
11/10/2024	9:27	79.2		80.4	73.0
11/10/2024	9:32	85.2		90.3	70.6
11/10/2024	9:37	80.8		82.5	72.2
11/10/2024	9:42	86.7	86.3	91.7	70.8
11/10/2024	9:47	75.9		78.2	67.2
11/10/2024	9:52	86.8		91.5	68.3
11/10/2024	9:57	90.5		95.7	70.9
11/10/2024	10:02	78.5		81.8	67.9
11/10/2024	10:07	81.3		82.4	73.5
11/10/2024	10:12	79.4	79.1	80.3	73.2
11/10/2024	10:17	79.1		79.5	69.6
11/10/2024	10:22	75.9		78.2	68.3
11/10/2024	10:27	78.4		78.9	72.8
11/10/2024	10:32	76.4		78.9	69.3
11/10/2024	10:37	79.0		80.5	70.2
11/10/2024	10:42	81.1	79.0	82.9	73.8
11/10/2024	10:47	75.1		76.4	68.5
11/10/2024	10:52	78.8		79.7	72.7
11/10/2024	10:57	80.6		81.8	74.4
11/10/2024	11:02	79.1		81.0	71.1
11/10/2024	11:07	77.1		79.4	67.6
11/10/2024	11:12	79.6	78.4	80.3	73.7
11/10/2024	11:17	79.5		80.8	72.2
11/10/2024	11:22	75.9		79.1	71.7
11/10/2024	11:27	77.8		78.9	71.6
11/10/2024	11:32	79.2		80.6	72.3
11/10/2024	11:37	77.9		79.0	71.9
11/10/2024	11:42	77.8	77.9	78.9	71.6
11/10/2024	11:47	78.2		79.3	72.0
11/10/2024	11:52	77.3		80.5	70.9
11/10/2024	11:57	76.8		77.9	70.9
11/10/2024	12:02	76.5		77.3	70.6
11/10/2024	12:07	77.1		78.2	71.1
11/10/2024	12:12	77.0	76.9	77.9	71.1
11/10/2024	12:17	76.4		77.8	70.1
11/10/2024	12:22	76.4		77.4	70.2
11/10/2024	12:27	77.6		79.3	71.4
11/10/2024	12:32	77.2		77.9	71.5
11/10/2024	12:37	76.8		77.4	71.1
11/10/2024	12:42	76.7	77.4	78.1	70.3
11/10/2024	12:47	76.9		77.8	71.1
11/10/2024	12:52	78.1		79.3	71.8
11/10/2024	12:57	78.3		79.7	71.5
11/10/2024	13:02	78.3		79.4	71.4
11/10/2024	13:07	78.3		79.3	71.9
11/10/2024	13:12	78.6	79.3	79.7	72.4
11/10/2024	13:17	79.9		81.0	73.6
11/10/2024	13:22	80.2		81.4	73.8
11/10/2024	13:27	80.1		80.9	74.0
11/10/2024	13:32	79.9		81.2	73.5
11/10/2024	13:37	79.9		80.8	73.4
11/10/2024	13:42	79.9	79.6	81.1	73.4
11/10/2024	13:47	79.6		81.0	73.2
11/10/2024	13:52	79.0		80.3	72.7
11/10/2024	13:57	79.2		80.4	72.7
11/10/2024	14:02	79.8		81.1	73.2
11/10/2024	14:07	79.1		81.0	71.9
11/10/2024	14:12	78.3	78.5	79.5	72.0
11/10/2024	14:17	78.1		79.2	71.2
11/10/2024	14:22	78.1		79.4	71.6
11/10/2024	14:27	77.3		78.5	70.9
11/10/2024	14:32	77.3		78.2	71.0
11/10/2024	14:37	77.8		78.9	71.5
11/10/2024	14:42	79.2	78.1	81.1	72.2
11/10/2024	14:47	79.3		81.1	72.3
11/10/2024	14:52	78.5		79.9	71.4
11/10/2024	14:57	74.9		76.2	68.6
11/10/2024	15:02	75.0		76.5	68.4
11/10/2024	15:07	75.7		77.0	69.4
11/10/2024	15:12	76.3	76.0	77.2	69.8
11/10/2024	15:17	76.2		77.0	70.1
11/10/2024	15:22	76.7		77.8	70.4
11/10/2024	15:27	76.1		77.3	69.7
11/10/2024	15:32	76.3		77.4	69.9
11/10/2024	15:37	76.2		77.6	69.9
11/10/2024	15:42	73.9	75.0	74.8	67.6
11/10/2024	15:47	73.8		74.8	67.6
11/10/2024	15:52	74.6		76.1	67.9
11/10/2024	15:57	74.4		75.7	67.9
11/10/2024	16:02	74.0		75.4	67.3
11/10/2024	16:07	76.0		77.0	69.4
11/10/2024	16:12	74.5	74.3	75.6	68.0
11/10/2024	16:17	73.7		75.1	67.4
11/10/2024	16:22	73.0		74.7	66.3
11/10/2024	16:27	74.0		75.7	66.7
11/10/2024	16:32	73.3		74.5	66.7
11/10/2024	16:37	73.9		75.4	67.4
11/10/2024	16:42	73.6	73.6	75.2	66.6
11/10/2024	16:47	74.4		76.4	66.9
11/10/2024	16:52	73.2		74.8	66.2
11/10/2024	16:57	73.1		74.8	66.2
11/10/2024	17:02	72.9		74.3	66.3
11/10/2024	17:07	71.9		73.1	65.7
11/10/2024	17:12	73.7	73.0	76.6	65.9
11/10/2024	17:17	72.3		73.5	65.8
11/10/2024	17:22	74.2		75.7	67.6
11/10/2024	17:27	72.7		74.9	64.8
11/10/2024	17:32	68.9		69.9	62.7
11/10/2024	17:37	69.4		70.3	63.4
11/10/2024	17:42	69.1	68.6	70.6	62.6
11/10/2024	17:47	68.8		69.8	62.1
11/10/2024	17:52	67.1		68.0	61.0
11/10/2024	17:57	67.7		68.3	61.5
11/10/2024	18:02	67.7		68.5	61.9
11/10/2024	18:07	66.5		67.6	60.4
11/10/2024	18:12	68.8	68.6	69.5	62.9
11/10/2024	18:17	69.3		70.6	62.9
11/10/2024	18:22	69.6		72.4	62.3
11/10/2024	18:27	69.0		70.2	62.5
11/10/2024	18:32	67.8		68.5	61.8
11/10/2024	18:37	67.7		68.8	61.4
11/10/2024	18:42	67.9	67.7	68.8	62.0
11/10/2024	18:47	67.5		68.4	61.6
11/10/2024	18:52	68.1		69.5	61.8
11/10/2024	18:57	66.9		67.7	61.1
		Mean	76.0		
		Maximum	86.3		
		Minimum	67.7		

Station: CM4a

Date	Start Time	Leq (5mins)	Leq (30mins)	L10 (5mins)	L90 (5mins)
12/10/2024	7:02	61.7		63.7	55.4
12/10/2024	7:07	64.2		68.0	55.6
12/10/2024	7:12	63.1	65.0	66.6	54.9
12/10/2024	7:17	63.2		65.8	56.5
12/10/2024	7:22	68.1		71.7	55.8
12/10/2024	7:27	66.4		70.0	55.4
12/10/2024	7:32	66.4		68.6	56.1
12/10/2024	7:37	65.8		68.0	57.1
12/10/2024	7:42	64.1	67.5	66.8	57.2
12/10/2024	7:47	66.9		68.1	59.5
12/10/2024	7:52	68.1		69.1	61.1
12/10/2024	7:57	70.6		72.6	61.7
12/10/2024	8:02	68.0		69.5	60.6
12/10/2024	8:07	68.3		69.7	60.6
12/10/2024	8:12	69.3	69.1	70.8	61.2
12/10/2024	8:17	69.7		70.6	62.5
12/10/2024	8:22	69.2		69.9	62.3
12/10/2024	8:27	69.8		70.8	62.5
12/10/2024	8:32	70.8		72.4	63.0
12/10/2024	8:37	70.4		71.5	63.1
12/10/2024	8:42	70.2	71.5	70.9	63.2
12/10/2024	8:47	71.8		72.7	64.4
12/10/2024	8:52	72.4		73.5	65.3
12/10/2024	8:57	72.9		74.4	65.4
12/10/2024	9:02	73.7		75.0	66.3
12/10/2024	9:07	75.5		77.1	67.9
12/10/2024	9:12	75.3	75.9	76.9	67.8
12/10/2024	9:17	75.0		76.5	67.0
12/10/2024	9:22	77.6		79.8	70.2
12/10/2024	9:27	76.9		78.3	70.4
12/10/2024	9:32	76.9		77.7	70.6
12/10/2024	9:37	77.2		78.6	70.2
12/10/2024	9:42	78.0	77.2	79.2	71.4
12/10/2024	9:47	77.3		78.5	70.9
12/10/2024	9:52	77.1		78.4	70.6
12/10/2024	9:57	76.8		78.5	69.9
12/10/2024	10:02	75.9		77.1	69.3
12/10/2024	10:07	76.6		78.3	69.8
12/10/2024	10:12	76.6	76.7	77.9	69.7
12/10/2024	10:17	77.4		78.5	70.9
12/10/2024	10:22	77.0		78.2	70.3
12/10/2024	10:27	76.4		77.6	70.0
12/10/2024	10:32	77.8		79.1	71.1
12/10/2024	10:37	77.3		78.5	70.7
12/10/2024	10:42	77.6	76.9	78.8	71.0
12/10/2024	10:47	75.3		78.8	70.4
12/10/2024	10:52	76.4		77.7	69.9
12/10/2024	10:57	76.8		78.1	70.3
12/10/2024	11:02	76.6		77.9	70.2
12/10/2024	11:07	75.8		76.9	69.7
12/10/2024	11:12	83.1	79.0	87.2	70.4
12/10/2024	11:17	79.1		81.6	71.1
12/10/2024	11:22	76.2		77.1	70.2
12/10/2024	11:27	78.3		80.3	70.5
12/10/2024	11:32	75.7		76.5	70.0
12/10/2024	11:37	76.0		76.4	69.8
12/10/2024	11:42	75.8	75.4	77.1	69.7
12/10/2024	11:47	74.5		75.0	69.1
12/10/2024	11:52	75.0		75.4	69.2
12/10/2024	11:57	74.9		75.7	69.2
12/10/2024	12:02	76.7		78.5	70.5
12/10/2024	12:07	75.8		76.4	70.2
12/10/2024	12:12	75.6	75.8	76.7	69.5
12/10/2024	12:17	76.2		77.3	69.9
12/10/2024	12:22	75.4		76.5	68.9
12/10/2024	12:27	74.7		76.0	68.6
12/10/2024	12:32	75.1		76.2	68.9
12/10/2024	12:37	74.7		75.8	68.6
12/10/2024	12:42	74.8	75.1	75.6	69.0
12/10/2024	12:47	74.8		77.7	69.0
12/10/2024	12:52	75.1		76.0	69.1
12/10/2024	12:57	76.1		77.7	69.6
12/10/2024	13:02	76.7		78.0	70.1
12/10/2024	13:07	76.2		76.8	70.0
12/10/2024	13:12	76.7	76.7	77.9	70.4
12/10/2024	13:17	76.5		77.5	70.3
12/10/2024	13:22	77.0		78.1	70.8
12/10/2024	13:27	77.3		79.0	70.9
12/10/2024	13:32	76.6		77.5	70.4
12/10/2024	13:37	76.6		78.0	69.9
12/10/2024	13:42	77.0	76.5	78.5	69.6
12/10/2024	13:47	76.2		77.4	70.0
12/10/2024	13:52	76.3		77.3	70.2
12/10/2024	13:57	76.4		77.4	70.4
12/10/2024	14:02	76.4		77.4	70.2
12/10/2024	14:07	76.5		77.5	70.6
12/10/2024	14:12	76.0	75.9	77.2	69.8
12/10/2024	14:17	75.7		76.6	69.7
12/10/2024	14:22	75.2		76.1	69.2
12/10/2024	14:27	75.3		76.1	69.4
12/10/2024	14:32	75.5		76.5	69.6
12/10/2024	14:37	76.2		77.1	70.1
12/10/2024	14:42	76.2	75.5	77.5	69.9
12/10/2024	14:47	75.7		76.9	69.4
12/10/2024	14:52	74.8		80.3	69.5
12/10/2024	14:57	74.5		76.0	66.2
12/10/2024	15:02	75.4		77.1	67.7
12/10/2024	15:07	76.0		77.6	67.6
12/10/2024	15:12	74.6	74.7	75.3	67.8
12/10/2024	15:17	74.7		75.3	68.3
12/10/2024	15:22	73.5		74.3	67.6
12/10/2024	15:27	73.7		74.3	67.7
12/10/2024	15:32	73.2		74.1	67.4
12/10/2024	15:37	74.5		74.9	67.4
12/10/2024	15:42	71.0	72.3	72.1	64.7
12/10/2024	15:47	71.1		72.0	65.1
12/10/2024	15:52	71.4		72.2	65.4
12/10/2024	15:57	71.4		72.3	65.5
12/10/2024	16:02	72.9		73.9	66.2
12/10/2024	16:07	71.3		72.1	65.6
12/10/2024	16:12	71.5	71.6	72.8	64.9
12/10/2024	16:17	71.6		73.2	64.8
12/10/2024	16:22	70.9		72.2	64.4
12/10/2024	16:27	71.2		72.1	65.1
12/10/2024	16:32	71.0		71.8	64.9
12/10/2024	16:37	70.8		71.7	64.6
12/10/2024	16:42	71.0	71.3	72.1	64.7
12/10/2024	16:47	70.9		71.9	64.9
12/10/2024	16:52	72.9		74.1	64.3
12/10/2024	16:57	70.5		71.3	64.4
12/10/2024	17:02	72.8		74.4	65.3
12/10/2024	17:07	73.6		76.2	66.0
12/10/2024	17:12	71.1	71.9	71.9	65.4
12/10/2024	17:17	71.9		72.9	65.7
12/10/2024	17:22	71.9		73.6	64.6
12/10/2024	17:27	68.3		69.6	62.0
12/10/2024	17:32	68.4		69.4	62.3
12/10/2024	17:37	69.5		71.2	62.5
12/10/2024	17:42	68.1	67.9	69.4	61.7
12/10/2024	17:47	66.9		68.1	60.6
12/10/2024	17:52	67.2		68.2	61.0
12/10/2024	17:57	66.9		68.4	60.1
12/10/2024	18:02	65.2		66.4	59.3
12/10/2024	18:07	68.9		69.9	62.2
12/10/2024	18:12	71.3	68.4	76.9	61.5
12/10/2024	18:17	67.3		68.7	61.0
12/10/2024	18:22	67.6		69.6	61.0
12/10/2024	18:27	67.5		69.0	61.1
12/10/2024	18:32	67.5		68.7	61.3
12/10/2024	18:37	66.6		67.3	60.9
12/10/2024	18:42	68.9	67.3	69.1	60.4
12/10/2024	18:47	66.6		67.3	60.4
12/10/2024	18:52	66.6		67.2	60.8
12/10/2024	18:57	66.9		67.7	60.9
		Mean	73.4		
		Maximum	79.0		
		Minimum	65.0		

Date	Start Time	Leq (5mins)	Leq (30mins)	L10 (5mins)	L90 (5mins)
13/10/2024	7:02	64.2		66.5	58.5
13/10/2024	7:07	63.4		64.0	58.5
13/10/2024	7:12	63.1	63.4	63.7	58.3
13/10/2024	7:17	63.2		64.4	58.3
13/10/2024	7:22	62.8		63.4	57.9
13/10/2024	7:27	63.6		64.9	58.1
13/10/2024	7:32	65.7		66.8	59.1
13/10/2024	7:37	69.4		71.4	59.0
13/10/2024	7:42	66.8	68.5	67.4	59.0
13/10/2024	7:47	66.8		69.7	61.7
13/10/2024	7:52	69.8		71.6	61.7
13/10/2024	7:57	70.4		72.7	61.4
13/10/2024	8:02	70.9		73.1	61.3
13/10/2024	8:07	73.7		75.3	61.9
13/10/2024	8:12	78.7	74.4	83.7	63.7
13/10/2024	8:17	74.0		76.8	63.6
13/10/2024	8:22	72.2		72.7	63.6
13/10/2024	8:27	71.9		73.8	63.9
13/10/2024	8:32	70.5		72.9	64.3
13/10/2024	8:37	71.9		73.4	64.4
13/10/2024	8:42	72.3	71.8	73.6	64.9
13/10/2024	8:47	72.6		74.1	65.0
13/10/2024	8:52	71.2		72.4	63.9
13/10/2024	8:57	71.8		73.3	64.3
13/10/2024	9:02	71.7		72.7	64.7
13/10/2024	9:07	72.3		73.4	65.1
13/10/2024	9:12	71.8	72.7	73.0	64.5
13/10/2024	9:17	71.7		72.9	64.4
13/10/2024	9:22	73.3		74.3	67.2
13/10/2024	9:27	74.7		76.1	68.1
13/10/2024	9:32	74.5		75.6	68.2
13/10/2024	9:37	75.2		76.3	68.7
13/10/2024	9:42	76.6	75.3	77.5	69.1
13/10/2024	9:47	74.9		76.0	68.5
13/10/2024	9:52	75.8		77.3	68.4
13/10/2024	9:57	74.3		75.6	67.7
13/10/2024	10:02	75.6		77.1	68.5
13/10/2024	10:07	75.3		76.9	68.4
13/10/2024	10:12	74.7	75.3	75.8	68.3
13/10/2024	10:17	75.6		76.8	69.1
13/10/2024	10:22	76.4		78.1	68.9
13/10/2024	10:27	73.6		76.4	69.0
13/10/2024	10:32	75.7		77.8	68.6
13/10/2024	10:37	76.7		78.5	68.7
13/10/2024	10:42	77.4	77.8	78.3	68.8
13/10/2024	10:47	73.7		74.7	67.7
13/10/2024	10:52	77.4		78.5	68.2
13/10/2024	10:57	81.6		85.5	72.2
13/10/2024	11:02	75.6		78.4	71.7
13/10/2024	11:07	78.6		79.6	72.8
13/10/2024	11:12	77.7	78.1	78.5	71.7
13/10/2024	11:17	79.0		80.1	71.9
13/10/2024	11:22	79.7		80.7	73.3
13/10/2024	11:27	76.7		78.8	69.9
13/10/2024	11:32	79.7		81.0	72.8
13/10/2024	11:37	80.3		81.9	73.3
13/10/2024	11:42	79.1	80.4	81.7	71.3
13/10/2024	11:47	80.2		82.3	70.3
13/10/2024	11:52	80.3		82.2	73.5
13/10/2024	11:57	82.2		85.5	73.5
13/10/2024	12:02	79.7		80.9	72.3
13/10/2024	12:07	78.3		79.6	71.7
13/10/2024	12:12	80.6	79.5	81.7	74.1
13/10/2024	12:17	80.7		81.5	74.8
13/10/2024	12:22	79.3		80.5	72.3
13/10/2024	12:27	77.6		79.6	70.6
13/10/2024	12:32	78.9		80.2	73.0
13/10/2024	12:37	78.7		79.6	72.8
13/10/2024	12:42	76.0	78.1	78.8	68.9
13/10/2024	12:47	76.4		78.4	68.4
13/10/2024	12:52	78.8		79.9	72.1
13/10/2024	12:57	78.6		79.3	72.9
13/10/2024	13:02	76.3		78.5	68.6
13/10/2024	13:07	79.6		80.8	73.5
13/10/2024	13:12	79.0	78.7	79.8	73.1
13/10/2024	13:17	78.2		80.1	70.1
13/10/2024	13:22	79.1		80.7	72.1
13/10/2024	13:27	79.2		80.1	73.2
13/10/2024	13:32	79.3		80.1	73.5
13/10/2024	13:37	76.2		78.8	68.6
13/10/2024	13:42	76.9	77.6	78.6	67.4
13/10/2024	13:47	78.3		78.8	72.8
13/10/2024	13:52	78.5		78.9	73.1
13/10/2024	13:57	74.4		76.3	67.6
13/10/2024	14:02	76.9		78.5	66.9
13/10/2024	14:07	78.8		79.3	73.3
13/10/2024	14:12	78.8	77.6	79.9	70.2
13/10/2024	14:17	73.5		74.6	67.1
13/10/2024	14:22	77.1		78.3	69.3
13/10/2024	14:27	78.6		79.1	73.0
13/10/2024	14:32	76.5		79.1	68.4
13/10/2024	14:37	75.7		78.4	68.0
13/10/2024	14:42	78.3	76.7	79.0	72.5
13/10/2024	14:47	78.1		79.3	71.9
13/10/2024	14:52	75.6		76.0	68.9
13/10/2024	14:57	74.8		76.4	66.6
13/10/2024	15:02	75.9		76.8	70.0
13/10/2024	15:07	73.9		75.7	64.8
13/10/2024	15:12	70.1	74.2	71.8	62.9
13/10/2024	15:17	74.9		75.7	68.9
13/10/2024	15:22	76.1		76.4	70.6
13/10/2024	15:27	71.4		73.0	64.4
13/10/2024	15:32	75.4		76.5	69.3
13/10/2024	15:37	76.4		76.9	70.9
13/10/2024	15:42	69.9	74.0	71.4	62.3
13/10/2024	15:47	71.3		72.8	62.7
13/10/2024	15:52	72.9		73.4	67.3
13/10/2024	15:57	74.8		80.1	61.9
13/10/2024	16:02	71.6		74.7	62.4
13/10/2024	16:07	74.5		75.4	68.7
13/10/2024	16:12	73.4	73.2	74.5	65.8
13/10/2024	16:17	71.1		72.2	64.9
13/10/2024	16:22	73.0		73.4	67.4
13/10/2024	16:27	74.5		76.7	61.8
13/10/2024	16:32	70.0		71.2	62.4
13/10/2024	16:37	73.4		74.4	64.4
13/10/2024	16:42	73.9	72.3	74.6	67.9
13/10/2024	16:47	70.4		71.8	63.8
13/10/2024	16:52	72.3		73.7	65.2
13/10/2024	16:57	72.7		73.3	67.1
13/10/2024	17:02	70.8		73.4	63.4
13/10/2024	17:07	69.5		72.1	62.2
13/10/2024	17:12	73.6	71.3	74.3	67.8
13/10/2024	17:17	72.4		74.1	64.2
13/10/2024	17:22	69.2		70.6	62.7
13/10/2024	17:27	70.8		71.7	64.8
13/10/2024	17:32	70.6		71.8	60.9
13/10/2024	17:37	64.4		66.9	55.9
13/10/2024	17:42	68.6	68.2	70.4	56.7
13/10/2024	17:47	69.7		69.9	64.5
13/10/2024	17:52	67.8		70.1	58.8
13/10/2024	17:57	65.1		66.3	58.9
13/10/2024	18:02	70.7		71.7	64.7
13/10/2024	18:07	70.5		71.9	60.7
13/10/2024	18:12	65.6	69.5	67.2	58.5
13/10/2024	18:17	70.1		71.5	58.9
13/10/2024	18:22	70.9		71.7	65.1
13/10/2024	18:27	65.9		68.4	58.3
13/10/2024	18:32	69.5		72.0	60.8
13/10/2024	18:37	70.5		71.3	65.0
13/10/2024	18:42	67.1	69.1	70.2	60.0
13/10/2024	18:47	65.6		69.4	56.1
13/10/2024	18:52	70.6		71.5	64.8
13/10/2024	18:57	69.3		70.5	59.4
		Mean	74.1		
		Maximum	80.4		
		Minimum	63.4		

Station: CM4a

Date	Start Time	Leq (5mins)	Leq (30mins)	L10 (5mins)	L90 (5mins)
14/10/2024	7:02	65.5		70.5	56.7
14/10/2024	7:07	71.0		71.2	66.6
14/10/2024	7:12	71.0	70.8	71.4	66.6
14/10/2024	7:17	71.7		72.2	67.2
14/10/2024	7:22	71.4		71.9	67.0
14/10/2024	7:27	71.5		71.8	67.2
14/10/2024	7:32	71.9		72.4	67.4
14/10/2024	7:37	72.2		72.9	67.8
14/10/2024	7:42	68.0	74.6	69.5	62.3
14/10/2024	7:47	75.7		77.8	64.8
14/10/2024	7:52	77.9		78.7	71.1
14/10/2024	7:57	75.6		78.1	67.4
14/10/2024	8:02	76.4		77.4	67.9
14/10/2024	8:07	77.8		78.6	71.0
14/10/2024	8:12	75.2	76.7	77.7	66.4
14/10/2024	8:17	74.9		76.6	65.5
14/10/2024	8:22	77.3		77.7	70.8
14/10/2024	8:27	77.6		78.1	71.1
14/10/2024	8:32	75.7		78.1	65.7
14/10/2024	8:37	73.3		76.1	64.8
14/10/2024	8:42	76.9	75.7	77.4	70.1
14/10/2024	8:47	76.2		77.4	66.6
14/10/2024	8:52	73.5		75.7	65.4
14/10/2024	8:57	77.0		77.7	70.3
14/10/2024	9:02	77.7		78.2	71.1
14/10/2024	9:07	75.6		78.0	66.8
14/10/2024	9:12	76.7	78.0	77.7	68.5
14/10/2024	9:17	78.3		79.5	71.2
14/10/2024	9:22	79.6		81.0	72.3
14/10/2024	9:27	78.8		81.1	70.7
14/10/2024	9:32	79.9		81.2	73.6
14/10/2024	9:37	80.2		81.8	73.9
14/10/2024	9:42	79.4	80.2	81.7	71.3
14/10/2024	9:47	79.4		81.7	70.4
14/10/2024	9:52	80.7		82.0	74.6
14/10/2024	9:57	81.2		82.5	75.1
14/10/2024	10:02	80.3		83.3	75.0
14/10/2024	10:07	76.1		77.4	69.6
14/10/2024	10:12	76.1	76.9	77.2	69.5
14/10/2024	10:17	75.6		77.2	68.6
14/10/2024	10:22	75.0		76.3	68.4
14/10/2024	10:27	75.5		76.9	68.5
14/10/2024	10:32	73.6		74.5	67.6
14/10/2024	10:37	73.6		75.1	67.2
14/10/2024	10:42	72.9	73.7	73.9	66.8
14/10/2024	10:47	73.3		74.2	67.2
14/10/2024	10:52	74.2		76.0	67.5
14/10/2024	10:57	74.5		75.8	67.7
14/10/2024	11:02	75.0		76.7	68.0
14/10/2024	11:07	75.9		78.2	68.5
14/10/2024	11:12	74.1	74.6	76.0	67.6
14/10/2024	11:17	74.1		75.1	68.1
14/10/2024	11:22	74.1		75.4	67.6
14/10/2024	11:27	74.0		75.3	67.1
14/10/2024	11:32	74.0		75.1	67.7
14/10/2024	11:37	74.5		76.1	67.2
14/10/2024	11:42	73.5	75.3	74.8	67.3
14/10/2024	11:47	74.3		75.4	67.7
14/10/2024	11:52	75.9		77.1	69.7
14/10/2024	11:57	77.9		79.3	70.9
14/10/2024	12:02	77.1		78.5	70.5
14/10/2024	12:07	77.1		78.8	70.5
14/10/2024	12:12	78.6	78.0	80.3	71.3
14/10/2024	12:17	78.3		79.9	71.1
14/10/2024	12:22	78.6		80.1	71.4
14/10/2024	12:27	78.3		79.8	71.5
14/10/2024	12:32	78.0		79.3	71.2
14/10/2024	12:37	78.1		79.5	71.7
14/10/2024	12:42	77.5	78.1	79.2	70.4
14/10/2024	12:47	78.4		80.1	70.9
14/10/2024	12:52	78.5		80.1	71.3
14/10/2024	12:57	78.2		79.7	71.0
14/10/2024	13:02	78.0		80.0	70.5
14/10/2024	13:07	77.4		79.4	69.8
14/10/2024	13:12	76.2	77.5	77.8	69.7
14/10/2024	13:17	77.5		79.6	70.2
14/10/2024	13:22	77.7		79.5	70.3
14/10/2024	13:27	77.7		79.3	70.3
14/10/2024	13:32	78.1		80.2	70.5
14/10/2024	13:37	77.5		78.8	70.6
14/10/2024	13:42	76.9	77.0	78.4	70.5
14/10/2024	13:47	76.2		77.4	69.9
14/10/2024	13:52	76.6		78.2	69.6
14/10/2024	13:57	76.2		77.8	69.4
14/10/2024	14:02	75.3		76.3	69.2
14/10/2024	14:07	76.0		77.2	69.6
14/10/2024	14:12	75.9	77.9	76.6	69.4
14/10/2024	14:17	76.4		77.6	70.2
14/10/2024	14:22	81.1		83.4	73.2
14/10/2024	14:27	79.3		80.8	71.1
14/10/2024	14:32	77.8		78.7	71.3
14/10/2024	14:37	80.7		83.4	71.1
14/10/2024	14:42	77.9	76.9	78.8	71.9
14/10/2024	14:47	76.9		78.0	70.6
14/10/2024	14:52	63.7		67.1	57.8
14/10/2024	14:57	66.4		67.9	64.7
14/10/2024	15:02	74.0		76.6	65.9
14/10/2024	15:07	82.1		85.6	70.1
14/10/2024	15:12	81.9	78.0	84.9	68.7
14/10/2024	15:17	71.2		73.2	68.9
14/10/2024	15:22	69.7		73.3	62.9
14/10/2024	15:27	72.2		75.4	64.6
14/10/2024	15:32	81.9		84.4	70.4
14/10/2024	15:37	81.3		82.1	66.3
14/10/2024	15:42	70.0	79.2	72.1	65.3
14/10/2024	15:47	80.2		82.2	65.7
14/10/2024	15:52	75.6		77.8	66.4
14/10/2024	15:57	77.4		79.7	64.0
14/10/2024	16:02	74.0		77.3	64.4
14/10/2024	16:07	72.4		75.2	68.2
14/10/2024	16:12	71.5	72.3	73.9	67.0
14/10/2024	16:17	70.6		74.5	62.6
14/10/2024	16:22	73.6		77.4	63.8
14/10/2024	16:27	70.5		73.3	64.1
14/10/2024	16:32	70.0		72.4	64.7
14/10/2024	16:37	71.2		73.9	66.5
14/10/2024	16:42	80.3	74.4	81.9	68.5
14/10/2024	16:47	70.4		73.1	66.3
14/10/2024	16:52	70.4		73.4	63.7
14/10/2024	16:57	71.0		74.6	64.3
14/10/2024	17:02	81.4		83.5	67.2
14/10/2024	17:07	70.9		73.5	67.2
14/10/2024	17:12	81.6	77.7	84.7	65.5
14/10/2024	17:17	71.7		74.9	63.9
14/10/2024	17:22	75.1		79.1	66.9
14/10/2024	17:27	70.6		73.0	62.6
14/10/2024	17:32	68.3		71.3	61.3
14/10/2024	17:37	69.0		72.1	63.2
14/10/2024	17:42	70.2	69.3	73.6	64.2
14/10/2024	17:47	69.4		73.0	62.6
14/10/2024	17:52	69.7		72.7	61.5
14/10/2024	17:57	68.8		71.3	62.3
14/10/2024	18:02	71.8		74.9	64.4
14/10/2024	18:07	68.9		71.6	61.5
14/10/2024	18:12	69.2	69.7	72.2	62.1
14/10/2024	18:17	68.7		71.9	60.7
14/10/2024	18:22	69.1		72.2	62.7
14/10/2024	18:27	69.6		72.7	61.8
14/10/2024	18:32	68.5		71.6	61.9
14/10/2024	18:37	70.1		73.9	62.0
14/10/2024	18:42	68.9	69.3	71.8	62.2
14/10/2024	18:47	69.6		72.4	60.8
14/10/2024	18:52	68.3		71.5	60.2
14/10/2024	18:57	69.8		73.5	60.7
		Mean	76.2		
		Maximum	80.2		
		Minimum	70.8		

Date	Start Time	Leq (5mins)	Leq (30mins)	L10 (5mins)	L90 (5mins)
15/10/2024	7:02	69.3		73.2	57.8
15/10/2024	7:07	69.0		72.4	59.0
15/10/2024	7:12	69.6	69.9	73.2	60.4
15/10/2024	7:17	70.2		73.7	61.7
15/10/2024	7:22	70.8		74.1	60.0
15/10/2024	7:27	70.4		73.9	62.8
15/10/2024	7:32	69.4		73.0	61.2
15/10/2024	7:37	70.2		73.5	63.1
15/10/2024	7:42	70.5	71.6	74.0	62.9
15/10/2024	7:47	70.0		73.5	63.5
15/10/2024	7:52	70.9		76.0	59.9
15/10/2024	7:57	75.2		76.4	65.8
15/10/2024	8:02	69.5		73.1	60.9
15/10/2024	8:07	69.5		72.3	63.6
15/10/2024	8:12	70.8	69.9	73.7	62.9
15/10/2024	8:17	70.0		73.6	60.0
15/10/2024	8:22	69.9		72.9	62.9
15/10/2024	8:27	69.6		73.1	62.4
15/10/2024	8:32	68.9		72.6	59.2
15/10/2024	8:37	70.0		73.2	62.2
15/10/2024	8:42	69.7	69.4	73.1	61.5
15/10/2024	8:47	70.2		73.4	61.6
15/10/2024	8:52	69.1		72.2	61.6
15/10/2024	8:57	68.3		72.0	58.8
15/10/2024	9:02	68.1		73.2	61.4
15/10/2024	9:07	69.7		73.1	61.3
15/10/2024	9:12	70.4	74.7	73.6	64.0
15/10/2024	9:17	70.7		73.4	65.5
15/10/2024	9:22	77.4		80.4	71.0
15/10/2024	9:27	79.3		81.3	66.5
15/10/2024	9:32	72.0		74.6	67.1
15/10/2024	9:37	71.2		73.6	65.3
15/10/2024	9:42	70.3	71.5	73.0	65.0
15/10/2024	9:47	69.8		72.6	63.1
15/10/2024	9:52	70.5		73.5	62.2
15/10/2024	9:57	73.7		77.4	63.3
15/10/2024	10:02	73.5		77.6	62.0
15/10/2024	10:07	78.7		81.8	69.3
15/10/2024	10:12	87.3	80.7	87.6	71.8
15/10/2024	10:17	73.6		77.2	63.0
15/10/2024	10:22	74.6		78.3	62.9
15/10/2024	10:27	71.4		75.6	60.9
15/10/2024	10:32	71.7		74.0	60.9
15/10/2024	10:37	71.7		74.0	62.4
15/10/2024	10:42	76.1	77.6	76.9	63.8
15/10/2024	10:47	80.9		82.3	71.9
15/10/2024	10:52	80.5		81.3	68.3
15/10/2024	10:57	75.7		78.9	62.1
15/10/2024	11:02	68.3		71.9	62.1
15/10/2024	11:07	73.1		78.1	62.3
15/10/2024	11:12	81.1	76.6	82.6	68.8
15/10/2024	11:17	80.1		82.1	70.3
15/10/2024	11:22	70.5		75.0	61.4
15/10/2024	11:27	68.3		71.4	58.4
15/10/2024	11:32	80.3		81.8	65.2
15/10/2024	11:37	81.8		84.4	64.2
15/10/2024	11:42	80.1	79.0	83.0	70.3
15/10/2024	11:47	75.5		79.3	63.6
15/10/2024	11:52	78.6		83.0	64.4
15/10/2024	11:57	70.8		74.1	59.9
15/10/2024	12:02	72.2		76.6	61.3
15/10/2024	12:07	68.7		72.1	60.6
15/10/2024	12:12	68.0	70.3	72.0	59.2
15/10/2024	12:17	70.5		74.1	61.2
15/10/2024	12:22	70.8		74.6	61.1
15/10/2024	12:27	70.4		73.8	57.7
15/10/2024	12:32	67.3		70.5	58.7
15/10/2024	12:37	66.9		70.3	58.9
15/10/2024	12:42	68.9	70.1	72.2	59.4
15/10/2024	12:47	71.6		74.6	60.2
15/10/2024	12:52	72.3		73.7	59.8
15/10/2024	12:57	70.9		74.0	62.5
15/10/2024	13:02	70.8		73.8	61.8
15/10/2024	13:07	68.4		71.9	59.4
15/10/2024	13:12	68.3	70.2	71.6	59.4
15/10/2024	13:17	69.3		72.9	61.7
15/10/2024	13:22	71.8		75.6	62.5
15/10/2024	13:27	71.3		75.0	61.9
15/10/2024	13:32	73.4		77.7	64.4
15/10/2024	13:37	81.7		84.4	65.5
15/10/2024	13:42	82.9	79.0	84.4	73.0
15/10/2024	13:47	75.9		78.6	74.0
15/10/2024	13:52	75.8		79.0	65.1
15/10/2024	13:57	75.5		78.5	64.2
15/10/2024	14:02	74.2		77.7	65.0
15/10/2024	14:07	75.3		78.8	62.9
15/10/2024	14:12	79.2	79.7	82.9	65.5
15/10/2024	14:17	85.3		88.5	78.4
15/10/2024	14:22	75.5		79.7	65.4
15/10/2024	14:27	75.6		79.6	65.8
15/10/2024	14:32	69.6		72.9	64.1
15/10/2024	14:37	71.4		75.0	61.0
15/10/2024	14:42	70.0	74.9	72.9	62.0
15/10/2024	14:47	81.0		82.0	65.5
15/10/2024	14:52	73.1		76.6	63.6
15/10/2024	14:57	68.4		71.9	61.1
15/10/2024	15:02	68.4		72.5	60.1
15/10/2024	15:07	69.6		73.2	61.5
15/10/2024	15:12	68.0	68.9	71.7	60.1
15/10/2024	15:17	67.7		71.3	62.0
15/10/2024	15:22	68.6		72.1	61.2
15/10/2024	15:27	70.3		73.1	61.4
15/10/2024	15:32	69.7		73.1	61.0
15/10/2024	15:37	70.6		73.4	62.1
15/10/2024	15:42	69.6	71.4	73.2	62.5
15/10/2024	15:47	70.6		73.6	62.2
15/10/2024	15:52	74.4		74.8	61.9
15/10/2024	15:57	71.3		74.7	61.8
15/10/2024	16:02	70.7		73.9	64.1
15/10/2024	16:07	82.7		84.6	66.4
15/10/2024	16:12	77.0	76.8	79.6	68.4
15/10/2024	16:17	73.1		77.1	65.2
15/10/2024	16:22	70.2		73.2	63.4
15/10/2024	16:27	67.5		72.7	64.1
15/10/2024	16:32	81.1		81.8	68.5
15/10/2024	16:37	82.1		84.0	64.9
15/10/2024	16:42	82.1	79.2	83.9	65.9
15/10/2024	16:47	74.0		78.2	66.1
15/10/2024	16:52	68.7		71.8	63.3
15/10/2024	16:57	70.4		72.9	63.7
15/10/2024	17:02	69.3		72.7	62.8
15/10/2024	17:07	68.7		72.3	61.7
15/10/2024	17:12	69.9	70.0	73.0	63.1
15/10/2024	17:17	69.7		73.5	60.7
15/10/2024	17:22	71.5		75.2	63.1
15/10/2024	17:27	70.3		72.4	62.1
15/10/2024	17:32	70.3		72.2	64.0
15/10/2024	17:37	70.7		72.7	63.0
15/10/2024	17:42	68.8	69.9	72.4	62.2
15/10/2024	17:47	69.4		72.0	62.8
15/10/2024	17:52	70.6		74.2	64.7
15/10/2024	17:57	69.0		71.9	61.9
15/10/2024	18:02	68.8		72.4	61.4
15/10/2024	18:07	68.7		71.4	63.6
15/10/2024	18:12	68.8	70.2	71.7	62.5
15/10/2024	18:17	73.9		76.2	63.0
15/10/2024	18:22	69.1		71.6	60.8
15/10/2024	18:27	68.8		72.3	61.3
15/10/2024	18:32	67.9		71.3	60.7
15/10/2024	18:37	67.9		71.1	61.1
15/10/2024	18:42	67.3	68.3	70.9	59.5
15/10/2024	18:47	68.5		72.5	58.9
15/10/2024	18:52	68.4		71.3	60.3
15/10/2024	18:57	69.5		72.2	60.1
		Mean	73.4		
		Maximum	79.7		
		Minimum	68.3		

Station: CM4a

Date	Start Time	Leq (5mins)	Leq (30mins)	L10 (5mins)	L90 (5mins)
16/10/2024	7:02	71.0	69.7	74.8	60.3
16/10/2024	7:07	69.2		73.1	59.6
16/10/2024	7:12	69.9		73.2	58.6
16/10/2024	7:17	68.6		72.4	57.2
16/10/2024	7:22	69.4		72.8	62.1
16/10/2024	7:27	69.6		72.9	61.0
16/10/2024	7:32	69.8	69.4	73.4	62.5
16/10/2024	7:37	69.2		73.1	60.3
16/10/2024	7:42	69.5		73.2	62.2
16/10/2024	7:47	69.4		72.9	62.6
16/10/2024	7:52	69.7		72.9	62.2
16/10/2024	7:57	68.5		71.8	61.5
16/10/2024	8:02	70.5	70.6	74.0	61.2
16/10/2024	8:07	70.4		73.3	62.2
16/10/2024	8:12	71.0		73.3	60.9
16/10/2024	8:17	71.2		73.9	63.2
16/10/2024	8:22	69.2		72.1	60.9
16/10/2024	8:27	71.0		74.2	64.0
16/10/2024	8:32	71.9	75.5	74.8	60.9
16/10/2024	8:37	70.5		73.9	61.4
16/10/2024	8:42	69.6		72.8	61.0
16/10/2024	8:47	70.6		74.0	64.7
16/10/2024	8:52	71.7		74.8	65.3
16/10/2024	8:57	81.8		82.9	65.3
16/10/2024	9:02	75.3	74.4	77.2	61.1
16/10/2024	9:07	71.0		73.6	62.2
16/10/2024	9:12	68.9		72.0	61.7
16/10/2024	9:17	69.9		72.5	64.2
16/10/2024	9:22	72.3		76.1	61.9
16/10/2024	9:27	79.3		81.9	62.2
16/10/2024	9:32	82.7	80.5	84.2	80.9
16/10/2024	9:37	82.1		84.9	68.6
16/10/2024	9:42	83.2		85.4	69.1
16/10/2024	9:47	71.7		74.6	61.9
16/10/2024	9:52	78.2		81.1	69.3
16/10/2024	9:57	75.6		78.9	66.1
16/10/2024	10:02	79.0	79.9	81.9	68.1
16/10/2024	10:07	75.3		80.1	62.2
16/10/2024	10:12	75.8		80.3	64.0
16/10/2024	10:17	80.4		82.8	73.4
16/10/2024	10:22	80.6		83.2	74.7
16/10/2024	10:27	83.1		84.6	72.9
16/10/2024	10:32	83.5	80.6	88.6	69.1
16/10/2024	10:37	75.5		81.7	61.5
16/10/2024	10:42	79.5		82.8	64.9
16/10/2024	10:47	79.2		82.6	67.7
16/10/2024	10:52	78.5		81.5	68.3
16/10/2024	10:57	82.6		84.7	71.3
16/10/2024	11:02	82.9	77.0	83.9	72.3
16/10/2024	11:07	67.6		70.9	60.6
16/10/2024	11:12	70.1		74.2	60.9
16/10/2024	11:17	69.3		72.7	61.1
16/10/2024	11:22	78.8		81.5	67.4
16/10/2024	11:27	66.8		70.1	59.3
16/10/2024	11:32	80.0		82.2	68.1
		Mean	75.3		
		Maximum	80.6		
		Minimum	69.4		

Summary of Noise Monitoring Results during 07:00 - 19:00 at CM4	
	Leq (30mins)
Mean	75.0
Maximum	93.6
Minimum	61.8

Note:
1. The Leq (5mins) values within the time slots that do not have six consecutive Leq (5mins) values are not included in calculation of Leq (30mins).

2. Short periods of data gaps in tables are due to suspension of monitoring during replacement of batteries for the sound level meter.

Station: CM4a

Date	Start Time	Leq (5mins)	Leq (30mins)	L10 (5mins)	L90 (5mins)
2/10/2024	19:04	73.3		74.2	59.4
2/10/2024	19:09	67.5		70.3	59.3
2/10/2024	19:14	66.5	68.7	70.5	57.7
2/10/2024	19:19	66.5		70.1	57.4
2/10/2024	19:24	66.2		69.6	57.4
2/10/2024	19:29	66.5		69.6	56.9
2/10/2024	19:34	71.3		71.4	57.4
2/10/2024	19:39	67.4		70.5	58.0
2/10/2024	19:44	65.7	67.7	69.7	57.7
2/10/2024	19:49	66.6		69.8	57.6
2/10/2024	19:54	66.5		70.1	57.2
2/10/2024	19:59	65.3		69.1	57.1
2/10/2024	20:04	70.6		72.0	57.6
2/10/2024	20:09	66.7		70.1	58.5
2/10/2024	20:14	66.3	67.2	70.0	56.4
2/10/2024	20:19	64.7		67.9	57.1
2/10/2024	20:24	66.0		69.7	58.7
2/10/2024	20:29	66.1		69.5	58.5
2/10/2024	20:34	66.0		69.5	55.8
2/10/2024	20:39	66.2		69.6	57.1
2/10/2024	20:44	72.3	67.7	74.5	56.2
2/10/2024	20:49	66.0		69.6	57.7
2/10/2024	20:54	64.7		68.4	57.1
2/10/2024	20:59	65.2		69.2	55.9
2/10/2024	21:04	65.7		68.7	57.0
2/10/2024	21:09	68.0		71.5	57.6
2/10/2024	21:14	66.4	66.2	70.1	56.2
2/10/2024	21:19	66.0		70.0	56.2
2/10/2024	21:24	64.4		68.2	55.1
2/10/2024	21:29	65.7		69.8	56.8
2/10/2024	21:34	69.6		73.0	58.7
2/10/2024	21:39	65.9		69.1	57.9
2/10/2024	21:44	68.9	67.3	69.3	56.3
2/10/2024	21:49	66.9		69.4	55.9
2/10/2024	21:54	64.9		68.2	56.0
2/10/2024	21:59	65.6		69.7	56.8
2/10/2024	22:04	64.9		68.2	58.5
2/10/2024	22:09	64.7		68.5	55.3
2/10/2024	22:14	63.6	64.5	67.4	55.8
2/10/2024	22:19	65.1		68.8	56.2
2/10/2024	22:24	64.9		69.0	54.8
2/10/2024	22:29	63.7		68.2	55.7
2/10/2024	22:34	64.9		68.5	57.6
2/10/2024	22:39	65.3		68.6	54.5
2/10/2024	22:44	71.6	66.8	73.9	56.8
2/10/2024	22:49	64.6		68.2	55.2
2/10/2024	22:54	63.3		67.7	55.0
2/10/2024	22:59	64.3		67.8	54.0
		Mean	67.0		
		Maximum	68.7		
		Minimum	64.5		

Date	Start Time	Leq (5mins)	Leq (30mins)	L10 (5mins)	L90 (5mins)
3/10/2024	19:04	67.9		71.6	57.2
3/10/2024	19:09	68.1		71.2	56.8
3/10/2024	19:14	65.3	67.1	69.2	56.0
3/10/2024	19:19	65.8		69.5	58.3
3/10/2024	19:24	66.3		69.8	56.8
3/10/2024	19:29	68.3		69.5	58.7
3/10/2024	19:34	66.4		70.1	58.0
3/10/2024	19:39	66.1		69.6	56.9
3/10/2024	19:44	66.1	66.8	69.8	55.0
3/10/2024	19:49	65.8		69.3	55.0
3/10/2024	19:54	67.3		70.8	57.8
3/10/2024	19:59	68.3		72.2	55.4
3/10/2024	20:04	66.4		70.5	55.6
3/10/2024	20:09	68.3		71.7	56.7
3/10/2024	20:14	66.4	66.8	70.0	58.5
3/10/2024	20:19	66.3		69.7	57.6
3/10/2024	20:24	66.8		70.4	55.5
3/10/2024	20:29	66.0		70.1	55.4
3/10/2024	20:34	66.8		71.1	55.8
3/10/2024	20:39	66.3		69.3	55.2
3/10/2024	20:44	67.2	66.9	70.3	55.8
3/10/2024	20:49	65.4		68.2	55.2
3/10/2024	20:54	66.8		70.3	55.4
3/10/2024	20:59	68.5		71.7	56.8
3/10/2024	21:04	67.0		70.3	56.3
3/10/2024	21:09	67.3		70.5	57.7
3/10/2024	21:14	66.6	66.4	70.1	57.1
3/10/2024	21:19	65.6		69.6	54.8
3/10/2024	21:24	66.1		69.7	56.3
3/10/2024	21:29	65.3		69.1	55.7
3/10/2024	21:34	64.4		68.1	55.8
3/10/2024	21:39	66.3		69.7	56.8
3/10/2024	21:44	64.6	65.3	68.6	57.6
3/10/2024	21:49	65.9		69.3	56.5
3/10/2024	21:54	64.4		67.7	56.4
3/10/2024	21:59	65.7		69.4	57.1
3/10/2024	22:04	64.6		68.4	55.7
3/10/2024	22:09	64.8		69.1	56.3
3/10/2024	22:14	64.7	65.1	68.5	57.3
3/10/2024	22:19	64.6		68.7	55.7
3/10/2024	22:24	66.2		69.6	57.1
3/10/2024	22:29	65.2		69.1	57.0
3/10/2024	22:34	65.4		69.5	56.9
3/10/2024	22:39	65.6		69.1	56.4
3/10/2024	22:44	66.0	64.8	69.7	57.3
3/10/2024	22:49	63.0		67.6	55.7
3/10/2024	22:54	64.4		68.9	56.1
3/10/2024	22:59	63.5		68.0	56.1
		Mean	66.1		
		Maximum	67.1		
		Minimum	64.8		

Date	Start Time	Leq (5mins)	Leq (30mins)	L10 (5mins)	L90 (5mins)
4/10/2024	19:04	68.9		70.2	61.0
4/10/2024	19:09	68.6		71.1	59.5
4/10/2024	19:14	68.3	68.3	69.8	59.6
4/10/2024	19:19	68.8		71.2	60.2
4/10/2024	19:24	67.5		68.6	59.7
4/10/2024	19:29	67.8		68.3	60.3
4/10/2024	19:34	67.1		67.6	59.6
4/10/2024	19:39	66.7		67.1	59.3
4/10/2024	19:44	67.1	66.5	67.6	59.6
4/10/2024	19:49	65.9		66.7	58.2
4/10/2024	19:54	65.5		65.9	58.0
4/10/2024	19:59	66.6		68.2	58.0
4/10/2024	20:04	66.2		66.9	58.1
4/10/2024	20:09	66.1		66.4	58.0
4/10/2024	20:14	65.3	65.7	65.9	57.6
4/10/2024	20:19	64.9		65.7	57.0
4/10/2024	20:24	66.2		68.8	57.2
4/10/2024	20:29	65.2		65.7	57.6
4/10/2024	20:34	64.9		65.5	57.4
4/10/2024	20:39	64.2		64.9	56.6
4/10/2024	20:44	64.7	64.5	65.1	57.2
4/10/2024	20:49	64.4		65.0	56.8
4/10/2024	20:54	64.8		65.0	57.3
4/10/2024	20:59	64.1		64.6	56.5
4/10/2024	21:04	64.3		64.6	57.0
4/10/2024	21:09	64.0		64.6	56.3
4/10/2024	21:14	64.6	64.8	64.9	57.2
4/10/2024	21:19	64.7		65.1	57.2
4/10/2024	21:24	65.4		66.1	57.9
4/10/2024	21:29	65.5		66.4	57.3
4/10/2024	21:34	65.0		65.3	57.7
4/10/2024	21:39	64.6		65.1	57.2
4/10/2024	21:44	64.6	64.7	65.1	57.2
4/10/2024	21:49	64.5		65.0	56.9
4/10/2024	21:54	65.2		65.5	57.9
4/10/2024	21:59	64.1		64.7	56.5
4/10/2024	22:04	64.6		65.2	57.0
4/10/2024	22:09	64.0		64.4	56.5
4/10/2024	22:14	64.3	64.0	64.8	56.7
4/10/2024	22:19	65.3		66.9	56.8
4/10/2024	22:24	62.3		62.9	54.5
4/10/2024	22:29	62.4		63.0	54.6
4/10/2024	22:34	63.8		66.8	55.1
4/10/2024	22:39	62.4		62.8	54.9
4/10/2024	22:44	62.1	62.7	62.5	54.5
4/10/2024	22:49	62.6		63.2	54.8
4/10/2024	22:54	62.5		63.0	54.5
4/10/2024	22:59	62.5		63.0	54.6
		Mean	65.1		
		Maximum	68.3		
		Minimum	62.7		

Station: CM4a

Date	Start Time	Leq (5mins)	Leq (30mins)	L10 (5mins)	L90 (5mins)
5/10/2024	19:04	65.6	65.9	66.4	60.0
5/10/2024	19:09	66.1		66.5	60.6
5/10/2024	19:14	66.4		66.9	60.9
5/10/2024	19:19	66.0		66.5	60.3
5/10/2024	19:24	65.7		66.2	60.2
5/10/2024	19:29	65.7		66.3	60.1
5/10/2024	19:34	65.6	66.1	66.1	60.1
5/10/2024	19:39	65.7		66.2	60.2
5/10/2024	19:44	65.9		66.3	60.5
5/10/2024	19:49	66.0		66.5	60.5
5/10/2024	19:54	66.2		66.8	60.7
5/10/2024	19:59	67.1		68.2	61.2
5/10/2024	20:04	66.3	65.9	66.9	60.7
5/10/2024	20:09	65.9		66.2	60.4
5/10/2024	20:14	66.0		66.4	60.6
5/10/2024	20:19	66.0		66.5	60.6
5/10/2024	20:24	65.6		66.2	60.2
5/10/2024	20:29	65.6		66.3	60.1
5/10/2024	20:34	65.9	65.8	66.2	60.2
5/10/2024	20:39	65.9		66.2	60.5
5/10/2024	20:44	66.0		66.3	60.7
5/10/2024	20:49	66.4		66.8	60.9
5/10/2024	20:54	65.7		66.3	59.8
5/10/2024	20:59	64.9		65.7	59.4
5/10/2024	21:04	64.7	64.4	65.0	59.2
5/10/2024	21:09	65.1		66.4	58.9
5/10/2024	21:14	63.8		64.0	58.6
5/10/2024	21:19	64.0		64.3	58.8
5/10/2024	21:24	64.0		64.4	58.6
5/10/2024	21:29	64.4		64.8	58.9
5/10/2024	21:34	64.5	64.4	65.1	58.8
5/10/2024	21:39	64.5		65.1	59.1
5/10/2024	21:44	65.1		66.6	58.9
5/10/2024	21:49	64.0		64.5	58.5
5/10/2024	21:54	64.1		64.3	58.6
5/10/2024	21:59	63.8		64.1	58.5
5/10/2024	22:04	64.7	64.2	65.9	58.5
5/10/2024	22:09	64.4		64.9	58.7
5/10/2024	22:14	64.4		65.2	58.6
5/10/2024	22:19	64.1		64.2	58.4
5/10/2024	22:24	63.8		64.2	58.4
5/10/2024	22:29	63.9		64.2	58.4
5/10/2024	22:34	64.0	63.9	64.5	58.4
5/10/2024	22:39	64.0		64.5	58.5
5/10/2024	22:44	63.9		64.1	58.3
5/10/2024	22:49	63.6		63.9	58.3
5/10/2024	22:54	64.0		64.5	58.4
5/10/2024	22:59	63.6		63.9	58.3
		Mean	65.1		
		Maximum	66.1		
		Minimum	63.9		

Date	Start Time	Leq (5mins)	Leq (30mins)	L10 (5mins)	L90 (5mins)
6/10/2024	19:04	70.7	68.2	73.0	58.7
6/10/2024	19:09	67.7		68.6	62.0
6/10/2024	19:14	67.9		68.2	62.6
6/10/2024	19:19	67.8		68.0	62.5
6/10/2024	19:24	67.7		67.9	62.5
6/10/2024	19:29	65.9		67.9	58.4
6/10/2024	19:34	65.7	67.6	67.8	57.9
6/10/2024	19:39	68.0		68.6	62.4
6/10/2024	19:44	68.0		68.4	62.7
6/10/2024	19:49	68.3		69.0	62.4
6/10/2024	19:54	66.7		68.7	59.0
6/10/2024	19:59	68.5		69.4	61.1
6/10/2024	20:04	68.8	68.2	69.5	63.2
6/10/2024	20:09	68.3		68.7	62.7
6/10/2024	20:14	68.9		70.2	62.9
6/10/2024	20:19	69.7		70.6	63.8
6/10/2024	20:24	67.3		68.6	59.8
6/10/2024	20:29	63.8		64.6	57.8
6/10/2024	20:34	63.5	65.6	64.3	57.6
6/10/2024	20:39	65.1		66.5	58.6
6/10/2024	20:44	66.4		68.2	59.5
6/10/2024	20:49	64.9		65.8	59.0
6/10/2024	20:54	64.8		65.6	58.9
6/10/2024	20:59	67.6		68.6	59.9
6/10/2024	21:04	68.4	67.7	69.2	62.7
6/10/2024	21:09	68.9		69.9	62.6
6/10/2024	21:14	68.1		69.1	62.2
6/10/2024	21:19	67.4		67.8	61.9
6/10/2024	21:24	67.3		67.6	62.1
6/10/2024	21:29	64.9		67.3	58.5
6/10/2024	21:34	64.6	70.9	65.4	58.7
6/10/2024	21:39	66.5		67.4	59.1
6/10/2024	21:44	68.3		68.6	62.3
6/10/2024	21:49	71.4		73.7	62.4
6/10/2024	21:54	74.4		77.4	61.7
6/10/2024	21:59	72.7		76.3	61.4
6/10/2024	22:04	77.0	73.1	81.2	63.3
6/10/2024	22:09	70.4		72.5	61.9
6/10/2024	22:14	66.9		67.3	61.5
6/10/2024	22:19	67.2		68.3	61.3
6/10/2024	22:24	65.3		66.5	57.7
6/10/2024	22:29	76.8		78.6	66.7
6/10/2024	22:34	82.0	81.3	83.8	72.3
6/10/2024	22:39	77.8		82.0	65.1
6/10/2024	22:44	68.5		69.4	62.7
6/10/2024	22:49	83.2		85.8	62.9
6/10/2024	22:54	85.2		86.9	78.6
6/10/2024	22:59	76.5		79.7	65.5
		Mean	70.3		
		Maximum	81.3		
		Minimum	65.6		

Date	Start Time	Leq (5mins)	Leq (30mins)	L10 (5mins)	L90 (5mins)
7/10/2024	19:04	67.2	70.2	68.1	61.0
7/10/2024	19:09	68.4		69.7	62.0
7/10/2024	19:14	71.0		74.2	62.0
7/10/2024	19:19	68.3		69.9	61.4
7/10/2024	19:24	71.8		74.4	61.7
7/10/2024	19:29	72.0		74.0	64.0
7/10/2024	19:34	66.9	66.4	67.8	60.8
7/10/2024	19:39	67.1		68.0	60.9
7/10/2024	19:44	65.6		66.3	59.9
7/10/2024	19:49	66.6		67.0	61.3
7/10/2024	19:54	65.8		66.6	60.2
7/10/2024	19:59	66.1		66.7	60.3
7/10/2024	20:04	66.5	66.2	66.8	60.6
7/10/2024	20:09	65.8		66.5	60.3
7/10/2024	20:14	66.6		66.9	61.3
7/10/2024	20:19	65.6		66.5	60.0
7/10/2024	20:24	66.5		67.1	60.4
7/10/2024	20:29	66.0		66.7	59.8
7/10/2024	20:34	66.2	65.7	67.1	60.3
7/10/2024	20:39	66.2		66.6	60.7
7/10/2024	20:44	64.6		65.0	59.0
7/10/2024	20:49	66.0		66.6	60.4
7/10/2024	20:54	65.5		67.0	59.2
7/10/2024	20:59	65.5		66.3	59.2
7/10/2024	21:04	65.9	65.6	66.5	59.8
7/10/2024	21:09	64.5		65.8	58.6
7/10/2024	21:14	66.1		66.5	60.7
7/10/2024	21:19	65.3		66.4	59.1
7/10/2024	21:24	66.7		67.7	60.5
7/10/2024	21:29	64.8		66.0	56.9
7/10/2024	21:34	63.4	63.9	64.8	56.6
7/10/2024	21:39	64.6		65.6	58.7
7/10/2024	21:44	63.5		65.0	55.7
7/10/2024	21:49	64.6		65.1	59.2
7/10/2024	21:54	62.8		64.6	56.5
7/10/2024	21:59	64.3		65.5	57.1
7/10/2024	22:04	63.4	63.8	64.9	56.2
7/10/2024	22:09	62.5		64.1	55.8
7/10/2024	22:14	64.4		64.9	59.0
7/10/2024	22:19	61.8		62.1	56.3
7/10/2024	22:24	65.3		67.0	59.3
7/10/2024	22:29	64.3		66.0	57.4
7/10/2024	22:34	63.5	63.3	64.4	55.6
7/10/2024	22:39	63.6		65.3	55.7
7/10/2024	22:44	62.5		64.0	55.5
7/10/2024	22:49	64.1		64.5	58.6
7/10/2024	22:54	62.0		64.4	55.2
7/10/2024	22:59	64.0		64.9	57.5
		Mean	65.6		
		Maximum	70.2		
		Minimum	63.3		

Station: CM4a

Date	Start Time	Leq (5mins)	Leq (30mins)	L10 (5mins)	L90 (5mins)
8/10/2024	19:12	78.1	79.1	81.5	64.3
8/10/2024	19:17	78.3		81.6	64.9
8/10/2024	19:22	78.6		82.3	66.4
8/10/2024	19:27	81.7		86.0	66.5
8/10/2024	19:32	79.1		81.5	67.2
8/10/2024	19:37	77.7		81.6	63.9
8/10/2024	19:42	81.8	78.6	82.7	65.7
8/10/2024	19:47	77.7		81.1	64.9
8/10/2024	19:52	78.8		82.8	65.2
8/10/2024	19:57	76.5		80.1	63.3
8/10/2024	20:02	77.6		81.7	64.0
8/10/2024	20:07	76.9		80.3	64.2
8/10/2024	20:12	79.3	78.8	82.6	66.7
8/10/2024	20:17	77.8		80.7	65.1
8/10/2024	20:22	78.2		81.9	64.7
8/10/2024	20:27	76.3		80.2	63.3
8/10/2024	20:32	77.5		80.5	63.7
8/10/2024	20:37	81.7		82.0	66.9
8/10/2024	20:42	79.2	78.4	81.0	64.8
8/10/2024	20:47	79.7		80.7	63.7
8/10/2024	20:52	76.6		80.2	63.5
8/10/2024	20:57	77.6		80.3	63.6
8/10/2024	21:02	77.8		81.2	63.9
8/10/2024	21:07	79.0		82.5	63.7
8/10/2024	21:12	75.7	77.7	79.5	63.5
8/10/2024	21:17	75.9		80.1	62.7
8/10/2024	21:22	79.5		80.1	63.0
8/10/2024	21:27	78.6		81.9	65.8
8/10/2024	21:32	77.2		80.3	64.4
8/10/2024	21:37	77.8		81.6	65.1
8/10/2024	21:42	78.0	77.1	81.6	63.7
8/10/2024	21:47	76.5		80.5	59.2
8/10/2024	21:52	76.1		80.2	62.8
8/10/2024	21:57	78.1		81.6	63.2
8/10/2024	22:02	76.7		80.5	64.3
8/10/2024	22:07	76.9		80.8	63.5
8/10/2024	22:12	76.0	76.9	80.2	62.7
8/10/2024	22:17	78.7		82.0	63.0
8/10/2024	22:22	77.4		81.2	62.9
8/10/2024	22:27	76.0		79.1	61.7
8/10/2024	22:32	77.0		80.6	59.3
8/10/2024	22:37	75.3		78.8	60.6
8/10/2024	22:42	76.2	76.0	79.7	59.3
8/10/2024	22:47	76.7		80.6	61.2
8/10/2024	22:52	75.4		79.7	59.5
8/10/2024	22:57	77.1		81.1	60.5
8/10/2024	23:02	75.1		78.8	61.7
8/10/2024	23:07	74.9		78.9	63.4
		Mean	77.8		
		Maximum	79.1		
		Minimum	76.0		

Date	Start Time	Leq (5mins)	Leq (30mins)	L10 (5mins)	L90 (5mins)
9/10/2024	19:02	65.9	66.2	67.0	59.8
9/10/2024	19:07	66.1		66.9	60.2
9/10/2024	19:12	65.8		66.5	60.0
9/10/2024	19:17	65.9		66.8	60.1
9/10/2024	19:22	66.1		66.6	60.2
9/10/2024	19:27	67.4		67.8	60.4
9/10/2024	19:32	66.4	65.1	67.4	60.3
9/10/2024	19:37	66.7		68.2	58.8
9/10/2024	19:42	64.8		66.0	58.4
9/10/2024	19:47	65.1		67.8	58.3
9/10/2024	19:52	63.5		64.2	57.9
9/10/2024	19:57	63.2		63.5	57.8
9/10/2024	20:02	63.9	63.1	65.6	57.7
9/10/2024	20:07	64.2		66.8	57.7
9/10/2024	20:12	62.9		63.2	57.5
9/10/2024	20:17	63.1		64.0	57.6
9/10/2024	20:22	62.3		63.1	56.5
9/10/2024	20:27	61.9		62.1	56.6
9/10/2024	20:32	62.1	61.0	63.9	55.5
9/10/2024	20:37	61.9		63.1	55.9
9/10/2024	20:42	60.6		61.2	54.4
9/10/2024	20:47	60.3		61.6	53.8
9/10/2024	20:52	60.5		61.8	54.3
9/10/2024	20:57	60.5		64.8	53.5
9/10/2024	21:02	61.4	60.6	63.8	54.2
9/10/2024	21:07	60.5		61.5	54.4
9/10/2024	21:12	61.5		63.4	54.7
9/10/2024	21:17	59.9		60.5	54.1
9/10/2024	21:22	60.0		60.9	54.1
9/10/2024	21:27	60.0		60.4	54.5
9/10/2024	21:32	60.7	60.6	61.3	54.5
9/10/2024	21:37	61.3		61.6	55.3
9/10/2024	21:42	61.2		61.5	54.4
9/10/2024	21:47	60.2		61.4	54.2
9/10/2024	21:52	59.7		60.0	54.3
9/10/2024	21:57	60.2		61.0	54.3
9/10/2024	22:02	62.0	61.0	62.1	54.9
9/10/2024	22:07	61.8		64.7	54.6
9/10/2024	22:12	60.8		61.4	55.1
9/10/2024	22:17	60.4		61.1	54.4
9/10/2024	22:22	60.6		61.8	54.4
9/10/2024	22:27	59.7		60.1	54.1
9/10/2024	22:32	59.5	60.0	60.4	53.9
9/10/2024	22:37	61.1		63.1	53.9
9/10/2024	22:42	60.3		60.7	53.8
9/10/2024	22:47	59.4		60.0	53.9
9/10/2024	22:52	59.6		60.0	54.1
9/10/2024	22:57	60.1		61.7	54.1
		Mean	62.2		
		Maximum	66.2		
		Minimum	60.0		

Date	Start Time	Leq (5mins)	Leq (30mins)	L10 (5mins)	L90 (5mins)
10/10/2024	19:02	71.3	69.7	72.3	64.5
10/10/2024	19:07	67.9		69.4	61.0
10/10/2024	19:12	66.8		67.9	60.5
10/10/2024	19:17	70.8		71.5	65.2
10/10/2024	19:22	70.6		71.8	62.8
10/10/2024	19:27	68.7		70.9	60.7
10/10/2024	19:32	71.1	75.4	72.1	65.1
10/10/2024	19:37	75.9		75.9	63.5
10/10/2024	19:42	74.1		76.9	63.2
10/10/2024	19:47	73.8		76.6	65.4
10/10/2024	19:52	74.8		77.6	63.7
10/10/2024	19:57	78.8		80.9	66.8
10/10/2024	20:02	72.9	73.0	74.6	65.9
10/10/2024	20:07	74.0		76.0	63.8
10/10/2024	20:12	72.8		75.8	60.7
10/10/2024	20:17	76.1		78.9	63.7
10/10/2024	20:22	67.5		69.0	60.9
10/10/2024	20:27	69.4		70.6	59.8
10/10/2024	20:32	70.1	69.1	70.8	60.3
10/10/2024	20:37	65.5		66.3	59.7
10/10/2024	20:42	70.4		71.8	60.3
10/10/2024	20:47	69.3		71.8	59.9
10/10/2024	20:52	67.7		70.8	59.4
10/10/2024	20:57	70.0		70.7	60.5
10/10/2024	21:02	65.7	68.4	67.4	59.5
10/10/2024	21:07	69.8		70.8	60.2
10/10/2024	21:12	69.6		71.0	60.3
10/10/2024	21:17	65.1		65.7	59.6
10/10/2024	21:22	67.7		70.3	60.1
10/10/2024	21:27	69.8		70.5	60.6
10/10/2024	21:32	66.1	67.5	67.6	59.6
10/10/2024	21:37	68.3		70.3	59.8
10/10/2024	21:42	69.1		70.4	59.3
10/10/2024	21:47	63.3		64.1	57.8
10/10/2024	21:52	66.1		67.3	58.6
10/10/2024	21:57	69.5		70.6	59.8
10/10/2024	22:02	67.2	67.0	70.0	58.0
10/10/2024	22:07	64.6		64.9	59.3
10/10/2024	22:12	66.6		70.3	58.7
10/10/2024	22:17	70.0		70.3	64.6
10/10/2024	22:22	66.6		70.2	59.8
10/10/2024	22:27	64.2		64.8	58.4
10/10/2024	22:32	64.4	67.0	66.3	58.4
10/10/2024	22:37	69.5		70.7	60.1
10/10/2024	22:42	68.1		70.7	58.0
10/10/2024	22:47	63.3		64.2	57.9
10/10/2024	22:52	65.3		66.4	59.6
10/10/2024	22:57	68.1		70.1	58.8
		Mean	69.6		
		Maximum	75.4		
		Minimum	67.0		

Station: CM4a

Date	Start Time	Leq (5mins)	Leq (30mins)	L10 (5mins)	L90 (5mins)
11/10/2024	19:02	67.7	67.6	68.5	61.4
11/10/2024	19:07	67.9		68.9	61.8
11/10/2024	19:12	68.1		68.9	62.1
11/10/2024	19:17	67.9		68.7	62.1
11/10/2024	19:22	66.6		67.8	59.9
11/10/2024	19:27	67.0		68.3	60.6
11/10/2024	19:32	67.0	67.6	67.9	61.1
11/10/2024	19:37	67.5		68.6	61.2
11/10/2024	19:42	67.3		68.4	60.9
11/10/2024	19:47	66.5		67.4	60.4
11/10/2024	19:52	68.6		71.6	61.3
11/10/2024	19:57	68.2		69.3	62.0
11/10/2024	20:02	68.5	67.1	70.8	61.2
11/10/2024	20:07	66.5		67.5	60.4
11/10/2024	20:12	66.7		68.0	60.5
11/10/2024	20:17	65.7		67.0	59.2
11/10/2024	20:22	67.5		68.8	60.7
11/10/2024	20:27	67.3		69.1	59.8
11/10/2024	20:32	67.0	67.0	68.8	59.9
11/10/2024	20:37	67.0		69.4	59.2
11/10/2024	20:42	66.0		67.3	59.4
11/10/2024	20:47	68.0		69.4	61.4
11/10/2024	20:52	67.0		68.3	60.6
11/10/2024	20:57	66.5		67.7	59.9
11/10/2024	21:02	65.8	67.2	67.0	59.8
11/10/2024	21:07	67.3		69.2	60.4
11/10/2024	21:12	67.9		69.6	61.1
11/10/2024	21:17	68.5		69.9	62.0
11/10/2024	21:22	66.8		68.1	60.1
11/10/2024	21:27	66.4		66.9	60.0
11/10/2024	21:32	68.0	67.3	70.7	60.4
11/10/2024	21:37	68.0		69.8	61.2
11/10/2024	21:42	67.7		68.4	62.0
11/10/2024	21:47	66.6		67.2	60.7
11/10/2024	21:52	66.8		68.0	60.6
11/10/2024	21:57	66.6		68.0	60.2
11/10/2024	22:02	66.3	66.5	67.4	59.9
11/10/2024	22:07	65.5		66.5	59.5
11/10/2024	22:12	67.9		70.9	60.1
11/10/2024	22:17	66.3		68.3	59.0
11/10/2024	22:22	66.2		67.8	59.2
11/10/2024	22:27	66.7		69.1	59.0
11/10/2024	22:32	65.4	66.2	66.2	58.4
11/10/2024	22:37	65.6		67.2	57.1
11/10/2024	22:42	65.4		67.6	58.1
11/10/2024	22:47	66.4		68.2	59.5
11/10/2024	22:52	66.5		67.2	60.4
11/10/2024	22:57	67.3		68.3	60.8
		Mean	67.1		
		Maximum	67.6		
		Minimum	66.2		

Date	Start Time	Leq (5mins)	Leq (30mins)	L10 (5mins)	L90 (5mins)
12/10/2024	18:57	66.9	67.0	67.7	60.9
12/10/2024	19:02	67.3		68.6	61.0
12/10/2024	19:07	67.5		68.4	61.4
12/10/2024	19:12	66.9		67.5	61.4
12/10/2024	19:17	66.7		67.1	61.1
12/10/2024	19:22	66.8		67.2	61.3
12/10/2024	19:27	67.2	67.1	67.4	61.4
12/10/2024	19:32	66.7		67.5	60.9
12/10/2024	19:37	66.5		67.6	60.6
12/10/2024	19:42	66.3		66.8	60.6
12/10/2024	19:47	66.8		71.9	61.7
12/10/2024	19:52	68.5		69.5	62.4
12/10/2024	19:57	68.5	67.1	70.3	61.3
12/10/2024	20:02	67.2		68.3	60.5
12/10/2024	20:07	67.8		72.1	61.1
12/10/2024	20:12	65.6		66.6	59.8
12/10/2024	20:17	67.0		67.5	60.6
12/10/2024	20:22	66.1		67.0	59.9
12/10/2024	20:27	65.9	65.7	66.6	60.0
12/10/2024	20:32	65.5		66.6	59.5
12/10/2024	20:37	66.2		67.3	59.9
12/10/2024	20:42	65.6		66.2	60.0
12/10/2024	20:47	65.5		66.4	59.5
12/10/2024	20:52	65.6		66.7	59.6
12/10/2024	20:57	66.1	65.9	67.9	59.7
12/10/2024	21:02	66.4		67.5	60.0
12/10/2024	21:07	66.1		66.7	60.3
12/10/2024	21:12	66.0		66.7	60.3
12/10/2024	21:17	65.5		66.4	59.7
12/10/2024	21:22	64.9		65.6	59.3
12/10/2024	21:27	65.3	65.3	65.9	59.7
12/10/2024	21:32	65.9		66.6	60.0
12/10/2024	21:37	65.7		66.2	60.1
12/10/2024	21:42	65.2		65.9	59.7
12/10/2024	21:47	64.8		65.4	59.1
12/10/2024	21:52	65.1		66.2	59.0
12/10/2024	21:57	65.1	65.2	66.1	59.1
12/10/2024	22:02	65.3		66.3	59.1
12/10/2024	22:07	65.5		67.1	59.5
12/10/2024	22:12	65.1		66.2	58.9
12/10/2024	22:17	65.3		66.5	59.2
12/10/2024	22:22	64.8		65.4	58.8
12/10/2024	22:27	63.8	64.4	64.2	58.5
12/10/2024	22:32	63.0		63.2	57.7
12/10/2024	22:37	64.5		64.6	58.3
12/10/2024	22:42	64.5		65.9	58.4
12/10/2024	22:47	64.7		65.4	59.0
12/10/2024	22:52	65.4		66.4	59.5
		Mean	66.0		
		Maximum	67.1		
		Minimum	64.4		

Date	Start Time	Leq (5mins)	Leq (30mins)	L10 (5mins)	L90 (5mins)
13/10/2024	19:02	62.9	68.0	64.5	55.9
13/10/2024	19:07	70.1		71.3	60.0
13/10/2024	19:12	70.5		71.9	64.4
13/10/2024	19:17	64.8		66.8	56.6
13/10/2024	19:22	66.6		68.2	59.7
13/10/2024	19:27	68.3		70.2	59.2
13/10/2024	19:32	69.3	67.3	69.8	64.0
13/10/2024	19:37	64.5		66.2	56.1
13/10/2024	19:42	66.0		66.7	59.9
13/10/2024	19:47	70.0		70.6	64.4
13/10/2024	19:52	65.8		69.1	54.9
13/10/2024	19:57	65.2		66.6	58.7
13/10/2024	20:02	69.6	67.8	70.2	64.1
13/10/2024	20:07	66.6		69.3	58.7
13/10/2024	20:12	64.5		66.5	56.7
13/10/2024	20:17	64.2		65.6	57.7
13/10/2024	20:22	69.4		70.8	60.0
13/10/2024	20:27	69.3		70.7	58.1
13/10/2024	20:32	65.7	68.9	67.4	58.5
13/10/2024	20:37	70.5		71.6	63.1
13/10/2024	20:42	69.0		70.5	60.6
13/10/2024	20:47	66.5		67.9	59.8
13/10/2024	20:52	70.4		70.8	64.7
13/10/2024	20:57	69.3		72.3	58.0
13/10/2024	21:02	69.0	69.0	71.4	59.7
13/10/2024	21:07	70.6		71.4	64.1
13/10/2024	21:12	66.5		68.5	59.3
13/10/2024	21:17	70.2		71.7	62.0
13/10/2024	21:22	69.6		71.4	60.2
13/10/2024	21:27	65.9		67.6	58.8
13/10/2024	21:32	71.2	69.3	71.9	65.6
13/10/2024	21:37	69.1		71.6	59.5
13/10/2024	21:42	67.5		70.5	59.2
13/10/2024	21:47	71.1		71.7	65.5
13/10/2024	21:52	66.9		71.1	58.9
13/10/2024	21:57	67.8		70.4	58.4
13/10/2024	22:02	70.0	69.4	71.0	61.6
13/10/2024	22:07	67.1		68.1	60.7
13/10/2024	22:12	69.2		70.5	59.8
13/10/2024	22:17	69.5		70.9	61.9
13/10/2024	22:22	67.7		70.0	60.9
13/10/2024	22:27	71.5		72.9	65.3
13/10/2024	22:32	69.4	69.4	72.4	61.5
13/10/2024	22:37	69.8		72.3	60.7
13/10/2024	22:42	71.6		72.7	64.5
13/10/2024	22:47	66.6		68.2	59.7
13/10/2024	22:52	69.1		70.4	59.2
13/10/2024	22:57	68.5		70.6	59.5
		Mean	68.6		
		Maximum	69.4		
		Minimum	67.3		

Station: CM4a

Date	Start Time	Leq (5mins)	Leq (30mins)	L10 (5mins)	L90 (5mins)
14/10/2024	19:02	67.6	67.3	70.7	61.4
14/10/2024	19:07	69.3		72.6	60.0
14/10/2024	19:12	66.1		69.8	56.5
14/10/2024	19:17	66.9		70.2	59.5
14/10/2024	19:22	66.5		69.6	60.5
14/10/2024	19:27	66.3		69.8	57.5
14/10/2024	19:32	66.1	67.1	69.0	57.9
14/10/2024	19:37	64.9		68.6	56.2
14/10/2024	19:42	70.7		72.7	58.6
14/10/2024	19:47	66.3		69.6	56.2
14/10/2024	19:52	65.2		69.0	56.6
14/10/2024	19:57	66.0		69.6	58.6
14/10/2024	20:02	66.3	66.2	69.2	59.3
14/10/2024	20:07	66.4		69.5	59.7
14/10/2024	20:12	65.0		68.3	57.4
14/10/2024	20:17	65.5		69.2	56.3
14/10/2024	20:22	67.5		70.2	57.5
14/10/2024	20:27	65.8		69.1	56.8
14/10/2024	20:32	64.9	65.6	68.0	57.3
14/10/2024	20:37	65.2		69.0	57.8
14/10/2024	20:42	65.4		69.3	57.6
14/10/2024	20:47	66.8		70.2	57.5
14/10/2024	20:52	65.1		69.0	57.2
14/10/2024	20:57	65.7		69.5	56.1
14/10/2024	21:02	71.6	67.1	75.9	57.8
14/10/2024	21:07	64.9		68.7	56.0
14/10/2024	21:12	64.5		68.3	56.6
14/10/2024	21:17	65.8		69.2	58.4
14/10/2024	21:22	65.5		69.1	58.5
14/10/2024	21:27	64.8		69.2	55.1
14/10/2024	21:32	71.2	66.9	74.4	60.7
14/10/2024	21:37	65.1		68.9	56.2
14/10/2024	21:42	64.4		68.3	53.4
14/10/2024	21:47	67.0		69.4	56.1
14/10/2024	21:52	63.6		67.9	53.6
14/10/2024	21:57	64.5		68.3	55.0
14/10/2024	22:02	65.5	65.4	69.3	55.9
14/10/2024	22:07	62.7		66.5	53.5
14/10/2024	22:12	64.6		68.1	55.0
14/10/2024	22:17	67.9		69.2	52.8
14/10/2024	22:22	66.1		69.8	54.2
14/10/2024	22:27	63.4		67.7	53.8
14/10/2024	22:32	63.5	64.1	67.8	53.5
14/10/2024	22:37	63.7		68.2	53.2
14/10/2024	22:42	64.7		68.9	53.3
14/10/2024	22:47	64.8		68.7	54.5
14/10/2024	22:52	63.6		68.4	54.5
14/10/2024	22:57	64.0		68.1	54.7
		Mean	66.2		
		Maximum	67.3		
		Minimum	64.1		

Date	Start Time	Leq (5mins)	Leq (30mins)	L10 (5mins)	L90 (5mins)
15/10/2024	19:02	67.7	67.6	71.1	60.3
15/10/2024	19:07	66.8		70.4	58.5
15/10/2024	19:12	66.8		70.1	59.1
15/10/2024	19:17	68.7		72.0	59.5
15/10/2024	19:22	68.4		70.9	60.4
15/10/2024	19:27	66.4		70.1	56.1
15/10/2024	19:32	67.1	67.7	70.9	58.6
15/10/2024	19:37	66.0		69.7	56.8
15/10/2024	19:42	67.1		70.0	59.7
15/10/2024	19:47	71.0		71.5	58.1
15/10/2024	19:52	66.5		69.9	59.0
15/10/2024	19:57	66.4		70.2	57.8
15/10/2024	20:02	66.4	67.0	69.4	55.0
15/10/2024	20:07	66.6		69.9	60.2
15/10/2024	20:12	67.4		71.1	58.3
15/10/2024	20:17	67.9		70.8	57.8
15/10/2024	20:22	67.3		71.0	58.5
15/10/2024	20:27	65.8		69.5	58.4
15/10/2024	20:32	65.6	67.6	69.2	57.9
15/10/2024	20:37	66.2		69.4	58.1
15/10/2024	20:42	66.7		70.1	59.2
15/10/2024	20:47	66.3		69.5	59.3
15/10/2024	20:52	68.9		72.9	55.1
15/10/2024	20:57	69.9		73.1	58.4
15/10/2024	21:02	65.7	66.8	69.0	58.1
15/10/2024	21:07	66.2		69.6	57.4
15/10/2024	21:12	69.9		70.5	58.4
15/10/2024	21:17	65.0		68.8	57.7
15/10/2024	21:22	66.0		69.7	57.7
15/10/2024	21:27	66.2		69.4	57.6
15/10/2024	21:32	69.9	66.7	70.5	57.2
15/10/2024	21:37	65.8		69.4	56.0
15/10/2024	21:42	65.8		69.3	58.0
15/10/2024	21:47	65.6		69.8	57.8
15/10/2024	21:52	64.7		68.5	56.2
15/10/2024	21:57	66.4		69.7	57.8
15/10/2024	22:02	66.3	65.3	69.6	58.2
15/10/2024	22:07	65.2		69.4	56.8
15/10/2024	22:12	65.1		68.9	57.1
15/10/2024	22:17	64.5		68.6	54.9
15/10/2024	22:22	65.1		68.7	57.0
15/10/2024	22:27	65.4		68.5	56.2
15/10/2024	22:32	65.5	65.0	69.2	55.6
15/10/2024	22:37	66.0		68.9	57.6
15/10/2024	22:42	64.8		68.7	57.2
15/10/2024	22:47	65.2		69.2	54.3
15/10/2024	22:52	64.6		68.5	57.2
15/10/2024	22:57	63.1		67.0	55.4
		Mean	66.7		
		Maximum	67.7		
		Minimum	65.0		

Summary of Noise Monitoring Results during 19:00 - 23:00 at CM4	
	Leq (30mins)
Mean	67.4
Maximum	81.3
Minimum	60.0

Station: CM4a

Date	Start Time	Leq (5mins)	Leq (30mins)	L10 (5mins)	L90 (5mins)
2/10/2024	23:04	65.3	64.6	69.0	54.7
2/10/2024	23:09	65.3		69.4	54.9
2/10/2024	23:14	64.0		68.1	55.1
2/10/2024	23:19	64.0		67.6	54.8
2/10/2024	23:24	65.1		68.9	55.3
2/10/2024	23:29	63.9		68.0	54.9
2/10/2024	23:34	65.0	63.8	68.7	54.9
2/10/2024	23:39	63.4		67.9	54.5
2/10/2024	23:44	63.5		67.9	53.9
2/10/2024	23:49	63.4		67.3	54.2
2/10/2024	23:54	63.4		67.6	55.4
2/10/2024	23:59	64.0		68.3	55.2
		Mean	64.2		
		Maximum	64.6		
		Minimum	63.8		

Date	Start Time	Leq (5mins)	Leq (30mins)	L10 (5mins)	L90 (5mins)
3/10/2024	0:04	62.8	62.9	67.1	55.6
3/10/2024	0:09	63.3		67.7	54.3
3/10/2024	0:14	62.1		65.8	54.1
3/10/2024	0:19	62.9		67.7	53.4
3/10/2024	0:24	63.5		67.1	54.4
3/10/2024	0:29	62.6		67.1	53.9
3/10/2024	0:34	63.3	62.5	67.5	54.2
3/10/2024	0:39	63.0		66.6	53.6
3/10/2024	0:44	61.9		65.2	53.8
3/10/2024	0:49	62.5		65.8	53.0
3/10/2024	0:54	62.6		65.7	53.8
3/10/2024	0:59	61.1		65.5	53.3
3/10/2024	1:04	60.9	62.0	65.0	53.7
3/10/2024	1:09	60.7		64.8	52.6
3/10/2024	1:14	60.5		63.9	53.7
3/10/2024	1:19	63.4		67.8	54.0
3/10/2024	1:24	62.2		66.6	52.1
3/10/2024	1:29	63.5		68.4	53.3
3/10/2024	1:34	62.8	61.8	67.1	53.5
3/10/2024	1:39	63.8		67.9	53.7
3/10/2024	1:44	59.8		63.6	53.2
3/10/2024	1:49	60.6		64.9	53.5
3/10/2024	1:54	62.0		65.2	52.9
3/10/2024	1:59	60.0		64.2	53.1
3/10/2024	2:04	62.1	61.6	65.7	52.6
3/10/2024	2:09	62.7		66.5	53.1
3/10/2024	2:14	61.6		65.6	53.1
3/10/2024	2:19	61.4		65.4	52.5
3/10/2024	2:24	60.4		63.9	53.2
3/10/2024	2:29	60.7		64.8	53.0
3/10/2024	2:34	59.8	61.3	63.8	51.9
3/10/2024	2:39	61.5		65.9	53.2
3/10/2024	2:44	63.9		67.7	53.4
3/10/2024	2:49	58.9		62.7	51.3
3/10/2024	2:54	59.4		62.2	52.7
3/10/2024	2:59	62.2		66.6	52.2
3/10/2024	3:04	62.9	61.9	68.1	52.7
3/10/2024	3:09	61.4		64.5	53.0
3/10/2024	3:14	64.0		68.0	52.0
3/10/2024	3:19	60.1		62.9	52.7
3/10/2024	3:24	62.3		65.7	52.0
3/10/2024	3:29	58.2		60.1	51.3
3/10/2024	3:34	60.0	61.7	63.5	52.6
3/10/2024	3:39	63.3		66.3	51.9
3/10/2024	3:44	60.3		63.4	52.6
3/10/2024	3:49	60.7		63.2	52.7
3/10/2024	3:54	62.3		66.2	55.0
3/10/2024	3:59	62.7		66.7	56.1
3/10/2024	4:04	62.5	62.5	66.6	54.9
3/10/2024	4:09	63.6		67.4	53.4
3/10/2024	4:14	63.0		67.1	53.2
3/10/2024	4:19	60.1		63.8	52.2
3/10/2024	4:24	60.8		65.8	52.8
3/10/2024	4:29	63.7		65.4	52.1
3/10/2024	4:34	62.1	61.9	66.8	52.5
3/10/2024	4:39	62.0		65.3	55.2
3/10/2024	4:44	60.0		63.8	51.7
3/10/2024	4:49	62.4		66.4	53.0
3/10/2024	4:54	62.3		66.1	51.9
3/10/2024	4:59	62.0		65.5	52.8
3/10/2024	5:04	61.8	62.6	64.5	52.8
3/10/2024	5:09	62.8		67.0	53.2
3/10/2024	5:14	62.9		67.6	53.3
3/10/2024	5:19	61.2		65.6	52.7
3/10/2024	5:24	63.8		66.9	53.3
3/10/2024	5:29	62.8		68.0	54.3
3/10/2024	5:34	64.1	65.0	65.7	58.3
3/10/2024	5:39	65.2		67.7	58.5
3/10/2024	5:44	65.7		68.3	57.9
3/10/2024	5:49	63.7		65.6	57.5
3/10/2024	5:54	64.1		66.1	57.7
3/10/2024	5:59	66.7		69.8	57.5
3/10/2024	6:04	67.2	68.1	71.0	56.9
3/10/2024	6:09	69.4		71.8	56.8
3/10/2024	6:14	67.3		67.8	56.7
3/10/2024	6:19	67.8		68.4	57.0
3/10/2024	6:24	68.0		68.6	57.3
3/10/2024	6:29	68.4		69.3	57.4
3/10/2024	6:34	67.9	67.8	68.7	57.0
3/10/2024	6:39	68.0		68.7	57.2
3/10/2024	6:44	67.4		68.1	56.6
3/10/2024	6:49	67.3		68.2	56.5
3/10/2024	6:54	66.3		67.1	55.5
3/10/2024	6:59	69.4		71.6	55.7

Date	Start Time	Leq (5mins)	Leq (30mins)	L10 (5mins)	L90 (5mins)
4/10/2024	0:04	64.3	63.0	68.0	54.4
4/10/2024	0:09	62.8		66.8	53.1
4/10/2024	0:14	62.2		66.3	53.4
4/10/2024	0:19	61.4		65.4	52.4
4/10/2024	0:24	62.7		67.3	52.6
4/10/2024	0:29	63.7		67.2	52.6
4/10/2024	0:34	63.5	62.5	67.3	54.6
4/10/2024	0:39	62.5		67.1	51.8
4/10/2024	0:44	63.0		67.6	53.0
4/10/2024	0:49	62.6		66.5	54.4
4/10/2024	0:54	60.7		64.7	51.7
4/10/2024	0:59	62.5		66.3	52.9
4/10/2024	1:04	64.7	62.6	66.4	52.3
4/10/2024	1:09	62.7		66.4	52.5
4/10/2024	1:14	61.7		66.0	51.7
4/10/2024	1:19	60.8		64.8	52.3
4/10/2024	1:24	62.4		67.0	53.3
4/10/2024	1:29	62.3		66.7	53.5
4/10/2024	1:34	60.2	61.3	64.8	52.1
4/10/2024	1:39	58.7		62.3	51.3
4/10/2024	1:44	61.5		65.5	51.3
4/10/2024	1:49	61.2		65.3	51.9
4/10/2024	1:54	62.1		66.3	53.5
4/10/2024	1:59	62.8		66.3	55.3
4/10/2024	2:04	62.9	62.5	67.1	55.6
4/10/2024	2:09	63.2		66.6	56.9
4/10/2024	2:14	61.1		63.9	53.4
4/10/2024	2:19	61.4		64.7	52.9
4/10/2024	2:24	64.2		66.9	53.2
4/10/2024	2:29	60.9		64.6	52.0
4/10/2024	2:34	59.8	61.6	63.0	51.2
4/10/2024	2:39	61.9		67.1	51.7
4/10/2024	2:44	59.0		62.1	51.0
4/10/2024	2:49	62.1		66.5	50.6
4/10/2024	2:54	63.9		67.8	52.0
4/10/2024	2:59	60.9		64.2	51.1
4/10/2024	3:04	59.4	60.4	63.7	50.4
4/10/2024	3:09	59.4		62.3	50.8
4/10/2024	3:14	61.1		63.9	51.1
4/10/2024	3:19	61.9		65.0	50.5
4/10/2024	3:24	58.6		62.0	51.3
4/10/2024	3:29	61.0		64.6	52.1
4/10/2024	3:34	60.3	61.3	63.6	51.7
4/10/2024	3:39	61.9		63.2	51.8
4/10/2024	3:44	62.7		67.1	51.7
4/10/2024	3:49	61.1		65.1	51.0
4/10/2024	3:54	62.0		66.5	50.9
4/10/2024	3:59	59.0		62.8	51.5
4/10/2024	4:04	62.7	61.7	66.8	50.9
4/10/2024	4:09	61.6		64.8	51.8
4/10/2024	4:14	60.8		63.4	51.5
4/10/2024	4:19	62.8		66.5	49.4
4/10/2024	4:24	61.0		65.0	50.3
4/10/2024	4:29	60.8		63.6	51.5
4/10/2024	4:34	61.1	62.5	64.8	51.8
4/10/2024	4:39	62.3		66.2	51.7
4/10/2024	4:44	60.5		64.3	52.0
4/10/2024	4:49	64.3		69.1	53.9
4/10/2024	4:54	62.5		67.0	51.4
4/10/2024	4:59	63.3		67.0	50.2
4/10/2024	5:04	62.3	62.8	65.5	50.1
4/10/2024	5:09	62.2		66.7	51.7
4/10/2024	5:14	63.6		67.9	51.2
4/10/2024	5:19	63.1		66.1	52.4
4/10/2024	5:24	61.6		64.8	52.2
4/10/2024	5:29	63.7		67.6	52.7
4/10/2024	5:34	62.2	64.5	66.5	51.7
4/10/2024	5:39	64.6		68.2	52.4
4/10/2024	5:44	65.6		69.9	54.8
4/10/2024	5:49	63.6		67.4	54.5
4/10/2024	5:54	64.8		68.5	54.2
4/10/2024	5:59	65.3		70.1	53.4
4/10/2024	6:04	65.5	66.4	69.2	54.2
4/10/2024	6:09	67.8		72.7	54.9
4/10/2024	6:14	64.4		68.9	53.5
4/10/2024	6:19	65.8		70.0	55.6
4/10/2024	6:24	66.5		70.8	54.8
4/10/2024	6:29	67.7		71.9	56.9
4/10/2024	6:34	66.6	68.5	70.2	56.7
4/10/2024	6:39	67.6		71.5	57.2
4/10/2024	6:44	68.2		72.1	58.9
4/10/2024	6:49	69.4		72.9	60.0
4/10/2024	6:54	68.7		72.2	57.8
4/10/2024	6:59	69.8		73.3	60.0

Date	Start Time	Leq (5mins)	Leq (30mins)	L10 (5mins)	L90 (5mins)
3/10/2024	23:04	65.0	64.7	68.8	58.3
3/10/2024	23:09	64.3		68.1	56.5
3/10/2024	23:14	65.7		70.0	56.2
3/10/2024	23:19	64.9		68.6	56.7
3/10/2024	23:24	64.3		68.6	55.6
3/10/2024	23:29	64.0		67.9	56.4
3/10/2024	23:34	64.8	63.9	68.8	55.7
3/10/2024	23:39	63.8		67.9	54.6
3/10/2024	23:44	63.5		68.0	55.2
3/10/2024	23:49	64.1		67.6	55.2
3/10/2024	23:54	63.9		67.7	55.1
3/10/2024	23:59	63.0		67.2	53.9
		Mean	63.3		
		Maximum	68.1		
		Minimum	61.3		

Date	Start Time	Leq (5mins)	Leq (30mins)	L10 (5mins)	L90 (5mins)
4/10/2024	23:04	62.5	62.9	63.0	54.6
4/10/2024	23:09	62.1		62.6	54.4
4/10/2024	23:14	63.3		63.8	55.5
4/10/2024	23:19	62.7		63.1	55.4
4/10/2024	23:24	63.0		65.0	55.0
4/10/2024	23:29	63.6		64.3	55.9
4/10/2024	23:34	62.3	62.7	63.0	54.3
4/10/2024	23:39	62.4		63.0	54.8
4/10/2024	23:44	62.4		62.8	54.9
4/10/2024	23:49	62.8		63.3	54.9
4/10/2024	23:54	63.1		63.6	55.8
4/10/2024	23:59	63.2		63.5	55.8
		Mean	63.0		
		Maximum	68.5		
		Minimum	60.4		

Station: CM4a

Date	Start Time	Leq (5mins)	Leq (30mins)	L10 (5mins)	L90 (5mins)
5/10/2024	0:04	62.8	63.3	63.3	55.0
5/10/2024	0:09	63.5		64.0	55.9
5/10/2024	0:14	63.4		63.9	56.0
5/10/2024	0:19	63.5		63.9	56.0
5/10/2024	0:24	63.4		63.8	55.9
5/10/2024	0:29	63.3		63.8	55.9
5/10/2024	0:34	64.9	66.0	66.8	56.0
5/10/2024	0:39	66.0		67.9	56.3
5/10/2024	0:44	63.8		65.2	55.8
5/10/2024	0:49	64.5		65.0	56.4
5/10/2024	0:54	65.8		68.9	55.8
5/10/2024	0:59	69.0		70.3	56.4
5/10/2024	1:04	65.3	63.5	67.2	55.8
5/10/2024	1:09	63.4		64.5	55.2
5/10/2024	1:14	63.4		64.0	55.4
5/10/2024	1:19	62.3		62.9	54.7
5/10/2024	1:24	62.6		63.2	54.8
5/10/2024	1:29	63.6		64.8	55.1
5/10/2024	1:34	72.0	67.3	73.5	55.4
5/10/2024	1:39	67.1		71.6	54.8
5/10/2024	1:44	63.9		65.5	54.8
5/10/2024	1:49	63.7		64.9	54.6
5/10/2024	1:54	63.9		66.3	54.7
5/10/2024	1:59	65.7		66.2	55.5
5/10/2024	2:04	63.7	66.2	64.9	55.5
5/10/2024	2:09	70.5		73.5	57.8
5/10/2024	2:14	65.2		67.2	56.7
5/10/2024	2:19	64.3		64.5	56.1
5/10/2024	2:24	63.7		64.2	56.2
5/10/2024	2:29	65.0		66.3	56.1
5/10/2024	2:34	65.3	66.2	67.3	56.3
5/10/2024	2:39	66.7		69.2	56.9
5/10/2024	2:44	66.5		67.7	57.7
5/10/2024	2:49	66.2		70.8	54.8
5/10/2024	2:54	66.0		69.9	55.2
5/10/2024	2:59	66.4		70.1	57.2
5/10/2024	3:04	65.2	67.5	68.5	56.8
5/10/2024	3:09	67.1		69.7	57.3
5/10/2024	3:14	68.4		70.7	59.8
5/10/2024	3:19	68.9		70.8	61.1
5/10/2024	3:24	66.9		69.1	57.9
5/10/2024	3:29	67.5		69.9	57.4
5/10/2024	3:34	64.0	64.6	66.1	56.1
5/10/2024	3:39	64.4		66.1	56.5
5/10/2024	3:44	64.3		66.0	56.5
5/10/2024	3:49	64.6		67.0	56.2
5/10/2024	3:54	64.9		66.2	57.0
5/10/2024	3:59	65.1		66.9	57.4
5/10/2024	4:04	65.1	65.5	66.6	57.2
5/10/2024	4:09	65.7		67.2	58.2
5/10/2024	4:14	65.1		66.6	57.8
5/10/2024	4:19	65.5		67.3	57.9
5/10/2024	4:24	64.9		65.7	58.0
5/10/2024	4:29	66.4		67.4	58.8
5/10/2024	4:34	67.9	65.9	69.1	60.3
5/10/2024	4:39	65.5		66.1	58.8
5/10/2024	4:44	65.5		66.4	58.6
5/10/2024	4:49	65.2		65.8	58.4
5/10/2024	4:54	65.2		65.9	58.5
5/10/2024	4:59	65.5		66.4	58.6
5/10/2024	5:04	66.0	65.8	67.0	58.9
5/10/2024	5:09	65.6		66.3	58.8
5/10/2024	5:14	66.0		66.9	59.1
5/10/2024	5:19	65.8		66.9	58.7
5/10/2024	5:24	65.7		66.3	58.9
5/10/2024	5:29	65.9		67.2	58.7
5/10/2024	5:34	65.5	67.2	66.3	58.6
5/10/2024	5:39	67.4		68.3	60.6
5/10/2024	5:44	67.0		67.8	60.1
5/10/2024	5:49	67.2		68.0	60.2
5/10/2024	5:54	69.9		70.9	61.8
5/10/2024	5:59	64.4		69.2	60.7
5/10/2024	6:04	65.3	67.6	66.3	60.4
5/10/2024	6:09	69.7		71.7	63.8
5/10/2024	6:14	69.9		73.4	62.4
5/10/2024	6:19	66.9		69.0	61.3
5/10/2024	6:24	65.9		66.4	61.2
5/10/2024	6:29	65.6		66.0	61.2
5/10/2024	6:34	65.5	66.2	65.9	61.1
5/10/2024	6:39	65.4		65.9	61.0
5/10/2024	6:44	65.5		65.9	61.0
5/10/2024	6:49	65.2		65.8	60.6
5/10/2024	6:54	66.0		67.2	60.9
5/10/2024	6:59	68.5		70.1	62.7
5/10/2024	23:04	63.7	62.6	64.0	58.3
5/10/2024	23:09	63.3		63.6	57.9
5/10/2024	23:14	61.5		61.7	56.1
5/10/2024	23:19	62.5		63.2	56.4
5/10/2024	23:24	61.5		61.7	56.0
5/10/2024	23:29	62.5		63.1	56.7
5/10/2024	23:34	61.8	61.4	62.9	55.9
5/10/2024	23:39	61.2		61.5	55.8
5/10/2024	23:44	61.3		61.5	56.0
5/10/2024	23:49	61.1		61.5	55.6
5/10/2024	23:54	61.5		61.7	56.0
5/10/2024	23:59	61.5		61.6	56.0
		Mean	65.4		
		Maximum	67.6		
		Minimum	61.4		

Date	Start Time	Leq (5mins)	Leq (30mins)	L10 (5mins)	L90 (5mins)
6/10/2024	0:04	61.5	61.4	61.9	56.0
6/10/2024	0:09	62.3		64.4	56.2
6/10/2024	0:14	61.2		61.5	56.0
6/10/2024	0:19	61.2		61.6	55.8
6/10/2024	0:24	61.1		61.6	55.8
6/10/2024	0:29	61.1		61.4	55.7
6/10/2024	0:34	61.3	61.1	61.7	55.9
6/10/2024	0:39	61.9		63.4	55.7
6/10/2024	0:44	61.5		62.2	55.6
6/10/2024	0:49	61.1		61.6	55.6
6/10/2024	0:54	60.5		61.1	55.0
6/10/2024	0:59	60.1		60.4	54.9
6/10/2024	1:04	60.0	60.1	60.3	54.8
6/10/2024	1:09	60.3		60.7	54.9
6/10/2024	1:14	60.2		60.5	55.0
6/10/2024	1:19	59.9		60.2	54.6
6/10/2024	1:24	60.1		60.5	54.8
6/10/2024	1:29	60.3		60.5	54.8
6/10/2024	1:34	59.9	60.7	60.2	54.7
6/10/2024	1:39	60.6		61.8	54.8
6/10/2024	1:44	61.3		62.9	55.0
6/10/2024	1:49	61.1		62.9	55.2
6/10/2024	1:54	60.5		61.0	54.9
6/10/2024	1:59	60.4		60.8	55.1
6/10/2024	2:04	60.3	60.7	60.6	55.0
6/10/2024	2:09	60.3		60.7	55.0
6/10/2024	2:14	61.5		62.8	55.1
6/10/2024	2:19	61.2		62.2	55.0
6/10/2024	2:24	60.3		60.6	55.0
6/10/2024	2:29	60.2		60.4	55.0
6/10/2024	2:34	60.3	60.3	60.5	55.0
6/10/2024	2:39	60.3		60.6	55.0
6/10/2024	2:44	60.6		61.0	55.2
6/10/2024	2:49	60.3		60.7	54.9
6/10/2024	2:54	60.3		60.9	54.8
6/10/2024	2:59	59.9		60.2	54.6
6/10/2024	3:04	60.0	59.8	60.3	54.7
6/10/2024	3:09	59.8		60.0	54.6
6/10/2024	3:14	59.8		60.1	54.5
6/10/2024	3:19	59.7		59.9	54.4
6/10/2024	3:24	59.8		60.1	54.3
6/10/2024	3:29	59.7		59.9	54.4
6/10/2024	3:34	59.7	60.1	60.0	54.5
6/10/2024	3:39	60.2		60.3	54.7
6/10/2024	3:44	60.0		60.6	54.5
6/10/2024	3:49	59.9		60.1	54.7
6/10/2024	3:54	60.5		62.2	54.8
6/10/2024	3:59	60.0		60.2	54.7
6/10/2024	4:04	60.1	60.0	61.0	54.4
6/10/2024	4:09	59.8		60.0	54.5
6/10/2024	4:14	60.1		60.3	54.8
6/10/2024	4:19	60.2		60.9	54.8
6/10/2024	4:24	60.2		60.8	54.7
6/10/2024	4:29	59.8		60.1	54.4
6/10/2024	4:34	60.3	60.3	61.3	54.8
6/10/2024	4:39	60.1		60.4	54.7
6/10/2024	4:44	59.8		60.3	54.4
6/10/2024	4:49	60.4		61.0	55.0
6/10/2024	4:54	60.7		61.1	55.1
6/10/2024	4:59	60.6		61.1	55.1
6/10/2024	5:04	57.2	57.4	57.5	50.9
6/10/2024	5:09	57.5		57.8	51.3
6/10/2024	5:14	57.3		57.6	50.8
6/10/2024	5:19	57.4		58.3	50.8
6/10/2024	5:24	57.9		58.5	51.0
6/10/2024	5:29	57.1		57.4	50.8
6/10/2024	5:34	58.4	59.8	58.8	51.6
6/10/2024	5:39	60.0		60.6	53.4
6/10/2024	5:44	59.4		59.7	53.1
6/10/2024	5:49	59.5		59.8	53.3
6/10/2024	5:54	61.4		61.7	54.2
6/10/2024	5:59	59.8		59.8	53.3
6/10/2024	6:04	64.0	64.4	64.3	59.3
6/10/2024	6:09	64.2		66.2	59.3
6/10/2024	6:14	64.6		66.5	59.6
6/10/2024	6:19	65.3		66.6	59.5
6/10/2024	6:24	64.3		64.9	59.3
6/10/2024	6:29	64.0		65.3	58.9
6/10/2024	6:34	63.3	63.8	63.7	58.7
6/10/2024	6:39	63.1		63.5	58.7
6/10/2024	6:44	63.7		64.0	59.4
6/10/2024	6:49	65.0		66.4	59.2
6/10/2024	6:54	63.7		64.2	59.1
6/10/2024	6:59	63.7		64.4	59.1
6/10/2024	23:04	67.9	66.3	69.8	58.9
6/10/2024	23:09	68.7		70.7	60.1
6/10/2024	23:14	66.5		67.6	59.8
6/10/2024	23:19	65.0		66.0	56.4
6/10/2024	23:24	62.6		65.0	55.6
6/10/2024	23:29	63.7		65.4	56.1
6/10/2024	23:34	65.0	63.0	65.7	59.1
6/10/2024	23:39	60.4		61.5	54.2
6/10/2024	23:44	63.0		64.9	54.3
6/10/2024	23:49	64.7		65.1	59.4
6/10/2024	23:54	59.8		60.1	54.3
6/10/2024	23:59	62.9		65.1	54.6
		Mean	61.2		
		Maximum	66.3		
		Minimum	57.4		

Date	Start Time	Leq (5mins)	Leq (30mins)	L10 (5mins)	L90 (5mins)
7/10/2024	0:04	67.4	66.0	68.0	58.2
7/10/2024	0:09	63.7		65.4	57.7
7/10/2024	0:14	66.5		68.1	57.7
7/10/2024	0:19	67.5		68.3	58.2
7/10/2024	0:24	63.1		63.7	57.6
7/10/2024	0:29	66.1		68.1	57.8
7/10/2024	0:34	67.8	69.4	68.7	58.9
7/10/2024	0:39	63.2		63.8	57.6
7/10/2024	0:44	68.9		71.4	57.9
7/10/2024	0:49	71.4		72.1	65.0
7/10/2024	0:54	70.2		71.1	64.0
7/10/2024	0:59	70.8		72.1	64.5
7/10/2024	1:04	71.7	71.0	72.6	65.4
7/10/2024	1:09	70.3		71.1	64.6
7/10/2024	1:14	71.0		72.2	64.8
7/10/2024	1:19	71.7		72.4	65.9
7/10/2024	1:24	70.3		71.4	64.2
7/10/2024	1:29	71.0		71.9	64.8
7/10/2024	1:34	71.8	70.8	72.4	66.2
7/10/2024	1:39	70.4		71.2	64.7
7/10/2024	1:44	70.7		71.8	64.7
7/10/2024	1:49	71.6		72.4	64.3
7/10/2024	1:54	68.8		70.6	57.6
7/10/2024	1:59	70.7		71.6	64.7
7/10/2024	2:04	71.5	71.0	72.1	65.8
7/10/2024	2:09	69.4		70.7	60.4
7/10/2024	2:14	70.8		71.8	64.5
7/10/2024	2:19	71.5		72.5	65.0
7/10/2024	2:24	70.9		71.7	65.0
7/10/2024	2:29	71.6		72.5	65.5
7/10/2024	2:34	72.1	68.3	72.8	65.7
7/10/2024	2:39	68.6		71.3	59.6
7/10/2024	2:44	67.0		68.3	59.4
7/10/2024	2:49	66.8		68.2	58.0
7/10/2024	2:54	63.2		63.6	57.8
7/10/2024	2:59	67.4		68.8	58.2
7/10/2024	3:04	66.9	65.9	69.1	58.2
7/10/2024	3:09	63.1		63.4	57.8
7/10/2024	3:14	67.2		68.0	58.0
7/10/2024	3:19	65.5		67.9	57.5
7/10/2024	3:24	62.5		62.8	57.1
7/10/2024	3:29	67.5		68.0	62.1
7/10/2024	3:34	66.1	71.3	68.8	57.1
7/10/2024	3:39	70.1		71.3	63.0
7/10/2024	3:44	72.4		73.2	66.5
7/10/2024	3:49	72.0		73.0	65.8
7/10/2024	3:54	71.7		72.4	65.9
7/10/2024	3:59	72.9		73.4	67.3
7/10/2024	4:04	72.0	72.6	73.0	65.9
7/10/2024	4:09	71.8		72.4	66.0
7/10/2024	4:14	72.8		73.4	67.1
7/10/2024	4:19	72.3		73.2	66.2
7/10/2024	4:24	72.5		73.8	66.1
7/10/2024	4:29	74.0		75.0	67.7
7/10/2024	4:34	73.9	74.2	75.0	67.2
7/10/2024	4:39	74.5		75.1	68.8
7/10/2024	4:44	75.2		75.7	69.5
7/10/2024	4:49	74.4		75.1	68.7
7/10/2024	4:54	72.8		74.1	66.2
7/10/2024	4:59	73.8		74.7	67.5
7/10/2024	5:04	70.4	68.7	71.3	62.8
7/10/2024	5:09	69.4		71.1	60.7
7/10/2024	5:14	67.8		68.7	60.5
7/10/2024	5:19	66.5		67.3	59.5
7/10/2024	5:24	67.8		68.8	60.8
7/10/2024	5:29	69.0		69.5	62.2
7/10/2024	5:34	67.3	69.4	68.2	60.3
7/10/2024	5:39	69.1		70.3	62.1
7/10/2024	5:44	70.2		70.7	63.7
7/10/2024	5:49	68.3		68.9	61.6
7/10/2024	5:54	70.5		71.0	62.6
7/10/2024	5:59	70.1		70.5	63.7
7/10/2024	6:04	73.2	74.3	74.0	68.4
7/10/2024	6:09	73.2		73.8	68.4
7/10/2024	6:14	74.6		75.4	69.4
7/10/2024	6:19	74.3		75.4	69.2
7/10/2024	6:24	74.7		75.5	69.6
7/10/2024	6:29	75.4		76.3	70.1
7/10/2024	6:34	75.2	72.6	76.3	69.5
7/10/2024	6:39	73.6		74.7	68.2
7/10/2024	6:44	72.4		73.2	67.5
7/10/2024	6:49	70.8		72.1	64.0
7/10/2024	6:54	69.6		71.6	63.9
7/10/2024	6:59	71.8		72.2	67.5
7/10/2024	23:04	62.8	61.4	64.8	54.5
7/10/2024	23:09	61.8		63.9	54.4
7/10/2024	23:14	62.1		62.6	56.9
7/10/2024	23:19	58.7		59.7	52.5
7/10/2024	23:24	61.9		62.6	55.8
7/10/2024	23:29	59.7		62.5	51.8
7/10/2024	23:34	60.4	61.1	62.4	52.2
7/10/2024	23:39	62.1		63.0	54.5
7/10/2024	23:44	58.4		60.8	52.3
7/10/2024	23:49	62.0		62.3	56.7
7/10/2024	23:54	60.5		62.6	53.5
7/10/2024	23:59	62.3		64.9	54.2
		Mean	69.3		
		Maximum	74.3		
		Minimum	61.1		

Station: CM4a

Date	Start Time	Leq (5mins)	Leq (30mins)	L10 (5mins)	L90 (5mins)
8/10/2024	0:04	61.9		62.4	56.4
8/10/2024	0:09	62.1		62.6	56.6
8/10/2024	0:14	62.1	62.3	62.5	56.7
8/10/2024	0:19	62.1		62.5	56.7
8/10/2024	0:24	62.4		63.0	56.8
8/10/2024	0:29	63.2		64.3	56.6
8/10/2024	0:34	63.6		63.8	57.5
8/10/2024	0:39	63.2		63.5	57.9
8/10/2024	0:44	63.3	63.4	63.7	58.0
8/10/2024	0:49	63.7		64.3	58.3
8/10/2024	0:54	63.4		63.6	58.2
8/10/2024	0:59	63.0		63.3	57.7
8/10/2024	1:04	63.5		64.7	57.7
8/10/2024	1:09	63.7		64.6	57.9
8/10/2024	1:14	62.9	63.1	63.1	57.7
8/10/2024	1:19	62.7		63.0	57.3
8/10/2024	1:24	63.0		63.2	57.7
8/10/2024	1:29	63.0		63.6	57.5
8/10/2024	1:34	64.3		65.9	57.8
8/10/2024	1:39	63.1		66.2	57.6
8/10/2024	1:44	62.8	63.0	63.7	57.4
8/10/2024	1:49	62.5		62.7	57.4
8/10/2024	1:54	62.6		62.8	57.4
8/10/2024	1:59	62.4		62.6	57.2
8/10/2024	2:04	62.4		62.6	57.2
8/10/2024	2:09	62.4		62.7	57.2
8/10/2024	2:14	63.0	62.8	63.2	57.6
8/10/2024	2:19	63.0		63.3	57.7
8/10/2024	2:24	62.9		63.0	57.7
8/10/2024	2:29	63.0		63.2	57.8
8/10/2024	2:34	63.1		63.4	57.8
8/10/2024	2:39	62.3		62.8	56.8
8/10/2024	2:44	62.5	62.6	62.9	57.2
8/10/2024	2:49	62.4		62.7	57.1
8/10/2024	2:54	62.7		63.1	57.3
8/10/2024	2:59	62.4		62.6	57.1
8/10/2024	3:04	62.3		62.7	56.9
8/10/2024	3:09	62.7		63.0	57.4
8/10/2024	3:14	62.5	62.9	62.7	57.2
8/10/2024	3:19	62.7		62.9	57.4
8/10/2024	3:24	62.6		62.9	57.3
8/10/2024	3:29	64.4		64.7	57.6
8/10/2024	3:34	62.9		63.3	57.5
8/10/2024	3:39	62.5		62.8	57.2
8/10/2024	3:44	62.6	62.6	62.9	57.4
8/10/2024	3:49	62.4		62.7	57.1
8/10/2024	3:54	62.6		62.9	57.1
8/10/2024	3:59	62.7		63.2	57.3
8/10/2024	4:04	62.6		62.9	57.1
8/10/2024	4:09	62.6		62.9	57.2
8/10/2024	4:14	63.3	62.7	63.6	57.2
8/10/2024	4:19	62.5		62.8	57.2
8/10/2024	4:24	62.6		63.0	57.1
8/10/2024	4:29	62.3		62.7	57.0
8/10/2024	4:34	62.2		62.4	56.8
8/10/2024	4:39	62.2		62.5	56.8
8/10/2024	4:44	62.0	62.3	62.3	56.6
8/10/2024	4:49	62.3		62.8	56.7
8/10/2024	4:54	62.4		62.6	57.0
8/10/2024	4:59	62.5		63.1	56.9
8/10/2024	5:04	59.0		59.4	52.5
8/10/2024	5:09	59.0		59.3	52.6
8/10/2024	5:14	59.3	59.1	59.6	52.9
8/10/2024	5:19	59.1		59.4	52.7
8/10/2024	5:24	59.0		59.3	52.7
8/10/2024	5:29	59.2		59.5	52.9
8/10/2024	5:34	59.2		59.6	52.9
8/10/2024	5:39	61.2		61.5	54.9
8/10/2024	5:44	61.1	61.7	61.4	54.9
8/10/2024	5:49	61.2		61.4	54.9
8/10/2024	5:54	64.6		66.3	55.8
8/10/2024	5:59	61.0		61.2	54.4
8/10/2024	6:04	65.2		65.5	60.8
8/10/2024	6:09	65.6		66.0	61.1
8/10/2024	6:14	65.2	65.5	65.5	60.6
8/10/2024	6:19	65.0		65.2	60.3
8/10/2024	6:24	64.7		65.2	60.3
8/10/2024	6:29	67.1		67.6	60.3
8/10/2024	6:34	65.4		66.7	60.1
8/10/2024	6:39	65.3		66.1	60.4
8/10/2024	6:44	65.0	65.7	66.0	60.0
8/10/2024	6:49	65.7		66.9	60.1
8/10/2024	6:54	66.6		69.7	59.8
8/10/2024	6:59	66.0		67.7	60.2

Date	Start Time	Leq (5mins)	Leq (30mins)	L10 (5mins)	L90 (5mins)
9/10/2024	0:02	73.4		77.4	58.1
9/10/2024	0:07	71.4		74.9	56.8
9/10/2024	0:12	72.4	71.8	77.3	56.7
9/10/2024	0:17	71.6		75.1	56.9
9/10/2024	0:22	70.9		75.8	56.6
9/10/2024	0:27	70.4		74.7	56.7
9/10/2024	0:32	73.5		76.3	56.5
9/10/2024	0:37	71.8		76.1	57.6
9/10/2024	0:42	70.8	71.8	74.8	56.5
9/10/2024	0:47	71.6		75.8	56.1
9/10/2024	0:52	71.1		75.8	57.2
9/10/2024	0:57	71.5		76.0	57.1
9/10/2024	1:02	73.2		77.6	58.0
9/10/2024	1:07	69.5		73.6	57.3
9/10/2024	1:12	71.7	71.6	76.4	57.0
9/10/2024	1:17	72.2		76.1	57.3
9/10/2024	1:22	70.6		74.0	56.7
9/10/2024	1:27	71.2		75.5	57.0
9/10/2024	1:32	71.0		75.2	56.5
9/10/2024	1:37	72.0		76.1	56.6
9/10/2024	1:42	69.9	71.2	74.3	56.3
9/10/2024	1:47	71.8		76.6	56.8
9/10/2024	1:52	71.0		75.4	56.0
9/10/2024	1:57	71.1		75.6	56.2
9/10/2024	2:02	72.3		75.7	56.9
9/10/2024	2:07	72.9		76.3	55.3
9/10/2024	2:12	70.5	71.2	73.9	56.2
9/10/2024	2:17	69.3		72.5	56.2
9/10/2024	2:22	70.9		75.3	57.1
9/10/2024	2:27	70.1		75.1	55.6
9/10/2024	2:32	69.9		73.2	55.9
9/10/2024	2:37	69.7		72.5	55.8
9/10/2024	2:42	69.7	71.3	73.2	55.7
9/10/2024	2:47	74.4		78.0	55.8
9/10/2024	2:52	71.7		75.8	55.6
9/10/2024	2:57	69.7		73.9	56.4
9/10/2024	3:02	70.0		74.1	55.6
9/10/2024	3:07	70.3		74.7	55.8
9/10/2024	3:12	69.3	70.2	73.1	55.3
9/10/2024	3:17	70.0		74.4	55.3
9/10/2024	3:22	71.7		75.6	55.3
9/10/2024	3:27	69.4		73.6	56.2
9/10/2024	3:32	73.2		77.7	55.5
9/10/2024	3:37	70.3		72.8	55.9
9/10/2024	3:42	71.9	71.7	76.1	56.1
9/10/2024	3:47	72.1		75.2	55.9
9/10/2024	3:52	71.2		74.9	55.8
9/10/2024	3:57	71.2		73.3	55.5
9/10/2024	4:02	72.3		75.5	55.7
9/10/2024	4:07	69.4		72.2	55.6
9/10/2024	4:12	72.2	71.5	75.0	55.6
9/10/2024	4:17	72.0		75.3	55.4
9/10/2024	4:22	72.9		76.3	55.3
9/10/2024	4:27	68.9		73.5	55.0
9/10/2024	4:32	69.1		72.2	55.1
9/10/2024	4:37	72.3		76.8	55.5
9/10/2024	4:42	73.3	72.4	77.6	55.2
9/10/2024	4:47	72.5		76.4	55.2
9/10/2024	4:52	70.3		75.3	55.2
9/10/2024	4:57	74.5		79.5	56.1
9/10/2024	5:02	71.2		75.6	55.9
9/10/2024	5:07	73.0		77.0	56.9
9/10/2024	5:12	69.7	70.3	73.3	52.6
9/10/2024	5:17	69.3		73.1	52.2
9/10/2024	5:22	67.8		72.1	51.9
9/10/2024	5:27	68.9		72.8	52.3
9/10/2024	5:32	70.0		74.3	53.4
9/10/2024	5:37	68.3		72.1	52.6
9/10/2024	5:42	69.4	73.0	73.3	53.2
9/10/2024	5:47	71.4		75.9	54.2
9/10/2024	5:52	75.0		79.5	57.5
9/10/2024	5:57	77.0		77.7	54.6
9/10/2024	6:02	74.5		78.8	56.7
9/10/2024	6:07	74.9		78.9	56.4
9/10/2024	6:12	77.4	79.0	81.5	61.5
9/10/2024	6:17	77.5		81.5	60.9
9/10/2024	6:22	78.3		83.0	62.7
9/10/2024	6:27	83.8		84.3	64.1
9/10/2024	6:32	79.8		83.5	65.7
9/10/2024	6:37	80.0		84.1	65.3
9/10/2024	6:42	79.6	80.2	82.9	64.6
9/10/2024	6:47	78.8		82.7	66.6
9/10/2024	6:52	81.7		86.2	66.9
9/10/2024	6:57	80.8		84.8	67.5

Date	Start Time	Leq (5mins)	Leq (30mins)	L10 (5mins)	L90 (5mins)
10/10/2024	0:02	56.5		57.0	50.8
10/10/2024	0:07	56.7		57.3	50.9
10/10/2024	0:12	57.0	56.7	57.5	50.9
10/10/2024	0:17	56.2		56.8	50.7
10/10/2024	0:22	56.8		57.2	50.9
10/10/2024	0:27	56.9		57.4	51.3
10/10/2024	0:32	57.2		57.5	51.9
10/10/2024	0:37	57.5		57.7	52.2
10/10/2024	0:42	57.6	57.3	58.1	52.0
10/10/2024	0:47	57.2		57.5	51.8
10/10/2024	0:52	57.2		57.6	51.7
10/10/2024	0:57	57.0		57.4	51.4
10/10/2024	1:02	57.8		58.0	52.4
10/10/2024	1:07	57.4		57.7	52.1
10/10/2024	1:12	57.4	57.8	57.8	51.8
10/10/2024	1:17	58.0		58.5	52.3
10/10/2024	1:22	58.1		58.7	52.3
10/10/2024	1:27	57.9		58.7	52.4
10/10/2024	1:32	56.7		57.2	51.2
10/10/2024	1:37	60.7		63.1	51.2
10/10/2024	1:42	57.4	57.7	58.5	51.2
10/10/2024	1:47	55.6		56.2	50.0
10/10/2024	1:52	56.9		57.5	51.2
10/10/2024	1:57	56.8		57.4	51.2
10/10/2024	2:02	57.4		59.0	51.1
10/10/2024	2:07	56.3		56.7	51.0
10/10/2024	2:12	56.7	57.7	58.2	50.2
10/10/2024	2:17	57.6		59.9	51.4
10/10/2024	2:22	59.5		62.9	51.1
10/10/2024	2:27	57.7		58.9	51.4
10/10/2024	2:32	57.5		58.7	50.8
10/10/2024	2:37	57.1		57.6	51.8
10/10/2024	2:42	57.0	57.7	57.4	51.1
10/10/2024	2:47	57.0		58.0	50.9
10/10/2024	2:52	58.5		59.3	52.6
10/10/2024	2:57	58.5		59.2	52.7
10/10/2024	3:02	59.4		62.3	52.4
10/10/2024	3:07	58.5		60.2	51.8
10/10/2024	3:12	58.8	58.8	59.9	51.8
10/10/2024	3:17	58.4		58.8	52.9
10/10/2024	3:22	58.7		59.8	52.6
10/10/2024	3:27	59.2		59.7	52.8
10/10/2024	3:32	58.9		59.4	52.9
10/10/2024	3:37	60.0		62.9	53.7
10/10/2024	3:42	58.8	59.3	59.6	52.8
10/10/2024	3:47	59.2		59.9	53.3
10/10/2024	3:52	58.9		59.3	53.5
10/10/2024	3:57	59.8		60.5	54.1
10/10/2024	4:02	60.4		61.2	54.4
10/10/2024	4:07	59.5		60.1	53.9
10/10/2024	4:12	62.1	60.9	64.0	54.3
10/10/2024	4:17	62.0		63.6	54.7
10/10/2024	4:22	59.8		60.8	53.5
10/10/2024	4:27	60.7		63.4	53.3
10/10/2024	4:32	58.5		59.6	52.6
10/10/2024	4:37	58.7		59.7	52.7
10/10/2024	4:42	59.1	59.3	60.4	52.5
10/10/2024	4:47	59.7		60.3	52.9
10/10/2024	4:52	60.2		62.8	52.5
10/10/2024	4:57	59.6		61.8	52.2
10/10/2024	5:02	58.6		59.6	51.9
10/10/2024	5:07	57.8		58.6	52.0
10/10/2024	5:12	56.0	57.4	57.1	48.9
10/10/2024	5:17	56.5		57.4	49.0
10/10/2024	5:22	57.4		59.8	49.0
10/10/2024	5:27	57.5		59.3	49.3
10/10/2024	5:32	58.9		60.7	50.2
10/10/2024	5:37	57.4		58.7	49.7
10/10/2024	5:42	60.1	62.0	62.6	50.3
10/10/2024	5:47	62.6		68.1	51.6
10/10/2024	5:52	66.0		66.1	52.7
10/10/2024	5:57	61.0		63.3	52.1
10/10/2024	6:02	70.6		72.5	54.9
10/10/2024	6:07	71.7		76.7	54.8
10/10/2024	6:12	64.9	70.8	66.9	58.3
10/10/2024	6:17	70.1		74.3	58.8
10/10/2024	6:22	74.3		79.0	59.5
10/10/2024	6:27	67.4		69.2	60.0
10/10/2024	6:32	65.6		67.4	59.4
10/10/2024	6:37	66.4		67.9	60.4
10/10/2024	6:42	66.4	67.2	68.1	61.1
10/10/2024	6:47	65.3		66.3	60.1
10/10/2024	6:52	70.8		72.5	61.7
10/10/2024	6:57	66.1		67.3	60.7

8/10/2024	23:12	75.8		79.2	63.8
8/10/2024	23:17	75.8		79.1	64.2
8/10/2024	23:22	72.6	74.6	76.7	57.3
8/10/2024	23:27	75.3		79.2	58.6
8/10/2024	23:32	73.3		77.4	57.6
8/10/2024	23:37	73.8		78.1	57.4
8/10/2024	23:42	72.6		76.5	57.4
8/10/2024	23:47	72.4		76.8	57.3
8/10/2024	23:52	72.6	71.3	76.8	56.8
8/10/2024	23:57	73.3		77.5	57.8
8/10/2024	23:52	63.1		67.4	48.2
8/10/2024	23:57	66.0		69.7	48.3
		Mean	64.1		
		Maximum	74.6		
		Minimum	59.1		

9/10/2024	23:02	58.8		59.3	53.4
9/10/2024	23:07	58.3		58.4	53.0
9/10/2024	23:12	60.3	60.6	62.8	53.2
9/10/2024	23:17	65.3		66.2	52.7
9/10/2024	23:22	57.9		59.8	50.9
9/10/2024	23:27	56.4		56.7	50.9
9/10/2024	23:32	56.1		56.5	50.6
9/10/2024	23:37	57.9		59.8	51.3
9/10/2024	23:42	56.8	56.8	58.4	50.0
9/10/2024	23:47	56.4		56.9	50.5
9/10/2024	23:52	57.3		59.1	51.0
9/10/2024	23:57	56.1		56.5	50.7
		Mean	70.9		
		Maximum	80.2		
		Minimum	56.8		

10/10/2024	23:02	69.0		70.2	60.0
10/10/2024	23:07	64.9		65.9	59.3
10/10/2024	23:12	63.6	66.3	64.5	57.9
10/10/2024	23:17	67.0		70.2	57.8
10/10/2024	23:22	67.8		68.4	57.8
10/10/2024	23:27	61.6		62.8	55.9
10/10/2024	23:32	63.6		65.6	56.8
10/10/2024	23:37	65.7		68.4	57.6
10/10/2024	23:42	67.4	64.6	68.3	56.4
10/10/2024	23:47	62.4		63.1	56.3
10/10/2024	23:52	62.5		63.3	57.1
10/10/2024	23:57	63.3		67.6	56.0
		Mean	60.7		
		Maximum	70.8		
		Minimum	56.7		

Station: CM4a

Date	Start Time	Leq (5mins)	Leq (30mins)	L10 (5mins)	L90 (5mins)
11/10/2024	0:02	68.2	65.9	68.5	62.9
11/10/2024	0:07	63.1		63.3	56.4
11/10/2024	0:12	62.3		64.3	56.2
11/10/2024	0:17	65.9		68.1	57.0
11/10/2024	0:22	67.0		68.3	58.0
11/10/2024	0:27	66.1		68.2	56.4
11/10/2024	0:32	62.8	64.6	63.2	56.4
11/10/2024	0:37	63.0		63.4	56.8
11/10/2024	0:42	63.7		65.9	56.2
11/10/2024	0:47	66.3		68.7	57.4
11/10/2024	0:52	67.3		68.7	56.7
11/10/2024	0:57	61.8		62.6	56.1
11/10/2024	1:02	62.7	64.3	63.6	57.1
11/10/2024	1:07	61.3		61.7	55.8
11/10/2024	1:12	64.4		68.2	55.9
11/10/2024	1:17	68.5		69.1	62.9
11/10/2024	1:22	61.2		61.5	55.8
11/10/2024	1:27	62.1		62.6	56.0
11/10/2024	1:32	61.8	64.3	62.5	55.8
11/10/2024	1:37	61.1		61.1	55.7
11/10/2024	1:42	67.6		69.6	56.2
11/10/2024	1:47	66.7		68.3	56.0
11/10/2024	1:52	61.2		61.4	55.2
11/10/2024	1:57	62.1		62.9	56.7
11/10/2024	2:02	60.8	63.5	61.8	55.1
11/10/2024	2:07	60.4		60.7	55.0
11/10/2024	2:12	67.9		68.4	62.7
11/10/2024	2:17	63.7		68.0	55.0
11/10/2024	2:22	60.4		61.7	54.9
11/10/2024	2:27	61.9		62.1	56.7
11/10/2024	2:32	60.3	63.6	60.5	55.0
11/10/2024	2:37	64.4		68.2	55.0
11/10/2024	2:42	67.8		68.2	62.7
11/10/2024	2:47	60.4		60.8	55.0
11/10/2024	2:52	60.6		61.0	55.1
11/10/2024	2:57	62.1		62.4	56.8
11/10/2024	3:02	60.7	64.0	61.9	55.1
11/10/2024	3:07	65.6		68.3	55.2
11/10/2024	3:12	67.2		68.3	57.0
11/10/2024	3:17	60.9		61.7	55.2
11/10/2024	3:22	60.8		61.3	55.3
11/10/2024	3:27	64.0		65.8	56.8
11/10/2024	3:32	62.3	64.1	64.1	55.3
11/10/2024	3:37	67.2		69.2	55.5
11/10/2024	3:42	66.5		68.3	57.2
11/10/2024	3:47	61.2		62.7	55.0
11/10/2024	3:52	60.4		60.7	55.0
11/10/2024	3:57	62.1		62.4	56.8
11/10/2024	4:02	61.0	63.9	61.9	55.2
11/10/2024	4:07	66.7		68.4	55.5
11/10/2024	4:12	66.4		68.4	56.8
11/10/2024	4:17	61.6		62.4	55.7
11/10/2024	4:22	60.9		61.6	55.3
11/10/2024	4:27	62.5		63.4	56.7
11/10/2024	4:32	63.4	63.7	67.9	55.1
11/10/2024	4:37	68.0		68.4	62.6
11/10/2024	4:42	62.3		62.8	55.2
11/10/2024	4:47	61.7		62.3	55.5
11/10/2024	4:52	60.4		60.8	55.0
11/10/2024	4:57	61.2		62.4	55.1
11/10/2024	5:02	66.4	62.9	68.3	57.2
11/10/2024	5:07	66.6		68.2	55.2
11/10/2024	5:12	58.5		59.2	51.4
11/10/2024	5:17	59.0		59.3	52.7
11/10/2024	5:22	57.4		57.7	51.1
11/10/2024	5:27	57.8		58.8	51.1
11/10/2024	5:32	64.7	62.2	65.7	53.2
11/10/2024	5:37	62.3		65.2	51.8
11/10/2024	5:42	58.1		58.4	51.8
11/10/2024	5:47	61.2		61.6	54.2
11/10/2024	5:52	60.4		61.3	53.7
11/10/2024	5:57	63.4		67.1	53.6
11/10/2024	6:02	69.1	66.9	69.6	61.6
11/10/2024	6:07	61.7		62.9	54.5
11/10/2024	6:12	64.7		65.0	60.3
11/10/2024	6:17	65.9		67.0	60.6
11/10/2024	6:22	65.4		66.1	60.1
11/10/2024	6:27	69.7		71.4	60.0
11/10/2024	6:32	69.1	67.9	71.0	59.5
11/10/2024	6:37	64.9		65.2	60.4
11/10/2024	6:42	65.3		67.5	59.6
11/10/2024	6:47	65.5		66.2	59.8
11/10/2024	6:52	71.4		71.9	66.9
11/10/2024	6:57	67.2		71.1	61.1

Date	Start Time	Leq (5mins)	Leq (30mins)	L10 (5mins)	L90 (5mins)
12/10/2024	0:02	67.5	65.2	69.4	59.7
12/10/2024	0:07	64.7		65.6	58.7
12/10/2024	0:12	64.1		65.3	57.9
12/10/2024	0:17	64.0		65.0	57.9
12/10/2024	0:22	64.5		65.7	58.1
12/10/2024	0:27	65.5		66.5	58.7
12/10/2024	0:32	65.0	65.1	65.9	59.1
12/10/2024	0:37	65.4		66.4	59.2
12/10/2024	0:42	65.9		67.1	59.7
12/10/2024	0:47	64.3		65.8	58.0
12/10/2024	0:52	64.8		66.4	58.1
12/10/2024	0:57	65.0		65.9	58.8
12/10/2024	1:02	64.7	64.6	66.6	58.0
12/10/2024	1:07	64.1		65.4	57.4
12/10/2024	1:12	64.1		65.4	57.6
12/10/2024	1:17	65.1		66.5	58.7
12/10/2024	1:22	64.8		65.9	58.7
12/10/2024	1:27	64.8		65.9	58.8
12/10/2024	1:32	65.1	70.3	66.3	58.5
12/10/2024	1:37	64.7		65.9	58.5
12/10/2024	1:42	68.3		72.1	58.6
12/10/2024	1:47	74.7		76.0	67.5
12/10/2024	1:52	73.2		76.8	57.1
12/10/2024	1:57	62.2		63.4	55.7
12/10/2024	2:02	62.2	62.6	63.5	56.1
12/10/2024	2:07	62.2		63.9	55.5
12/10/2024	2:12	59.9		61.6	53.3
12/10/2024	2:17	67.0		69.2	57.3
12/10/2024	2:22	60.7		62.3	49.5
12/10/2024	2:27	56.7		57.6	50.6
12/10/2024	2:32	56.8	57.2	58.6	50.0
12/10/2024	2:37	59.0		60.4	51.4
12/10/2024	2:42	56.2		56.8	50.4
12/10/2024	2:47	57.2		59.2	50.6
12/10/2024	2:52	56.8		57.4	51.1
12/10/2024	2:57	56.3		56.8	50.7
12/10/2024	3:02	56.6	57.2	57.1	51.1
12/10/2024	3:07	56.7		57.3	51.2
12/10/2024	3:12	57.1		57.5	51.6
12/10/2024	3:17	57.3		58.4	51.2
12/10/2024	3:22	58.6		60.6	50.9
12/10/2024	3:27	56.2		57.0	50.2
12/10/2024	3:32	55.2	56.3	55.6	49.7
12/10/2024	3:37	56.9		57.6	51.2
12/10/2024	3:42	55.9		56.9	49.8
12/10/2024	3:47	56.3		56.8	50.8
12/10/2024	3:52	56.6		57.2	51.0
12/10/2024	3:57	56.9		58.7	50.3
12/10/2024	4:02	56.8	56.3	57.8	50.8
12/10/2024	4:07	56.0		56.7	50.4
12/10/2024	4:12	56.0		56.5	50.5
12/10/2024	4:17	55.7		56.2	50.2
12/10/2024	4:22	56.6		57.2	50.8
12/10/2024	4:27	56.6		57.5	50.6
12/10/2024	4:32	58.0	71.1	59.7	51.1
12/10/2024	4:37	57.8		60.2	51.5
12/10/2024	4:42	65.1		70.3	50.2
12/10/2024	4:47	57.4		58.8	50.9
12/10/2024	4:52	77.2		79.3	63.4
12/10/2024	4:57	72.9		79.1	50.7
12/10/2024	5:02	57.3	55.0	58.8	51.0
12/10/2024	5:07	57.2		58.7	50.9
12/10/2024	5:12	53.3		53.8	46.6
12/10/2024	5:17	52.3		52.8	45.7
12/10/2024	5:22	53.3		53.8	46.7
12/10/2024	5:27	53.5		54.1	46.7
12/10/2024	5:32	53.5	55.8	54.2	46.4
12/10/2024	5:37	53.7		54.1	47.2
12/10/2024	5:42	55.3		57.7	46.9
12/10/2024	5:47	58.1		60.2	50.0
12/10/2024	5:52	56.3		56.8	49.3
12/10/2024	5:57	56.4		58.4	49.3
12/10/2024	6:02	58.4	60.5	58.7	50.7
12/10/2024	6:07	56.5		56.8	49.9
12/10/2024	6:12	60.3		60.9	55.8
12/10/2024	6:17	61.2		62.1	56.0
12/10/2024	6:22	61.7		62.5	56.7
12/10/2024	6:27	62.2		64.4	55.9
12/10/2024	6:32	60.9	61.4	61.7	55.9
12/10/2024	6:37	60.8		61.5	55.7
12/10/2024	6:42	62.1		66.5	55.4
12/10/2024	6:47	60.8		60.9	55.5
12/10/2024	6:52	62.4		63.3	55.1
12/10/2024	6:57	61.3		63.5	54.5

Date	Start Time	Leq (5mins)	Leq (30mins)	L10 (5mins)	L90 (5mins)
13/10/2024	0:02	62.3	62.7	63.1	56.5
13/10/2024	0:07	61.9		62.9	55.9
13/10/2024	0:12	62.0		62.7	56.3
13/10/2024	0:17	62.6		63.3	56.5
13/10/2024	0:22	64.5		67.3	57.3
13/10/2024	0:27	62.5		63.5	56.2
13/10/2024	0:32	62.6	62.3	63.7	56.5
13/10/2024	0:37	62.5		63.2	56.7
13/10/2024	0:42	62.0		62.7	56.4
13/10/2024	0:47	62.7		64.4	56.3
13/10/2024	0:52	62.0		62.8	56.2
13/10/2024	0:57	62.1		62.7	56.4
13/10/2024	1:02	61.5	62.4	62.2	55.7
13/10/2024	1:07	62.1		62.7	56.2
13/10/2024	1:12	62.0		62.6	56.2
13/10/2024	1:17	62.6		63.2	56.9
13/10/2024	1:22	62.4		63.0	56.5
13/10/2024	1:27	63.3		64.2	57.4
13/10/2024	1:32	62.9	61.8	63.9	56.9
13/10/2024	1:37	62.4		63.0	56.7
13/10/2024	1:42	62.4		63.1	56.6
13/10/2024	1:47	61.8		62.4	55.6
13/10/2024	1:52	60.5		60.9	55.1
13/10/2024	1:57	60.5		60.9	55.2
13/10/2024	2:02	60.6	60.2	61.2	54.9
13/10/2024	2:07	60.3		61.5	54.6
13/10/2024	2:12	60.3		60.9	54.5
13/10/2024	2:17	59.8		60.3	54.3
13/10/2024	2:22	60.0		60.6	54.3
13/10/2024	2:27	59.9		60.6	54.2
13/10/2024	2:32	59.9	60.0	60.4	54.3
13/10/2024	2:37	59.8		60.2	54.5
13/10/2024	2:42	60.1		60.9	54.5
13/10/2024	2:47	59.8		60.1	54.5
13/10/2024	2:52	59.8		60.0	54.3
13/10/2024	2:57	60.4		61.8	54.4
13/10/2024	3:02	60.3	59.9	60.6	54.4
13/10/2024	3:07	59.8		60.1	54.5
13/10/2024	3:12	59.8		60.6	54.3
13/10/2024	3:17	60.3		61.9	54.3
13/10/2024	3:22	59.2		59.6	53.9
13/10/2024	3:27	59.6		59.9	53.9
13/10/2024	3:32	59.8	59.5	60.4	54.3
13/10/2024	3:37	59.7		60.3	54.1
13/10/2024	3:42	59.4		60.0	54.0
13/10/2024	3:47	59.1		59.3	53.8
13/10/2024	3:52	59.5		60.0	53.9
13/10/2024	3:57	59.3		59.8	53.9
13/10/2024	4:02	59.4	59.1	59.9	54.0
13/10/2024	4:07	58.9		59.2	53.6
13/10/2024	4:12	59.2		59.4	54.0
13/10/2024	4:17	58.9		59.3	53.3
13/10/2024	4:22	58.7		59.0	53.4
13/10/2024	4:27	59.2		60.1	53.7
13/10/2024	4:32	59.1	59.9	59.4	53.7
13/10/2024	4:37	60.3		62.6	54.1
13/10/2024	4:42	59.8		60.6	53.9
13/10/2024	4:47	61.1		62.7	54.3
13/10/2024	4:52	59.5		60.3	54.0
13/10/2024	4:57	59.6		59.9	54.3
13/10/2024	5:02	60.1	58.5	60.8	54.4
13/10/2024	5:07	60.2		60.5	54.9
13/10/2024	5:12	57.5		57.8	51.1
13/10/2024	5:17	57.0		57.3	50.6
13/10/2024	5:22	57.5		57.9	50.8
13/10/2024	5:27	57.3		57.8	50.8
13/10/2024	5:32	57.3	61.6	57.8	50.8
13/10/2024	5:37	59.3		60.1	51.3
13/10/2024	5:42	60.6		61.5	53.6
13/10/2024	5:47	63.0		63.5	56.4
13/10/2024	5:52	63.1		63.5	56.6
13/10/2024	5:57	63.2		63.6	56.7
13/10/2024	6:02	65.4	66.0	65.9	58.0
13/10/2024	6:07	63.4		63.9	56.8
13/10/2024	6:12	67.3		67.7	62.9
13/10/2024	6:17	67.1		67.6	62.6
13/10/2024	6:22	67.1		68.9	60.0
13/10/2024	6:27	64.5		64.9	59.8
13/10/2024	6:32	64.0	63.7	65.0	59.1
13/10/2024	6:37	64.0		64.9	59.1
13/10/2024	6:42	64.1		64.7	58.6
13/10/2024	6:47	63.0		63.8	58.2
13/10/2024	6:52	63.5		64.4	58.4
13/10/2024	6:57	63.4		64.3	58.4

11/10/2024	23:02	65.9	65.5	67.3	59.9
11/10/2024	23:07	66.1		67.0	60.3
11/10/2024	23:12	65.7		66.6	59.6
11/10/2024	23:17	66.6		67.4	60.6
11/10/2024	23:22	64.1		64.8	58.3
11/10/2024	23:27	64.2		65.0	58.2
11/10/2024	23:32	64.0	64.9	64.8	58.1
11/10/2024	23:37	63.9		64.6	58.0
11/10/2024	23:42	64.8		66.1	58.7
11/10/2024	23:47	64.6		65.5	58.6
11/10/2024	23:52	64.2		65.3	58.0
11/10/2024	23:57	67.1		69.5	58.5
		Mean	64.5		
		Maximum	67.9		
		Minimum	62.2		

12/10/2024	22:57	65.0	64.5	65.8	59.3
12/10/2024	23:02	64.7		65.3	59.2
12/10/2024	23:07	64.7		65.2	59.1
12/10/2024	23:12	64.8		65.5	59.1
12/10/2024	23:17	64.5		64.9	58.9
12/10/2024	23:22	62.8		63.4	57.3
12/10/2024	23:27	62.7	62.6	63.2	57.0
12/10/2024	23:32	62.5		62.9	56.8
12/10/2024	23:37	62.9		63.7	57.1
12/10/2024	23:42	62.3		62.9	56.7
12/10/2024	23:47	62.4		63.2	56.6
12/10/2024	23:52	62.6		63.2	57.0
		Mean	61.6		
		Maximum	71.1		
		Minimum	55.0		

13/10/2024	23:02	65.6	67.7	67.3	58.9
13/10/2024	23:07	71.0		72.0	65.1
13/10/2024	23:12	66.9		70.8	59.0
13/10/2024	23:17	66.4		69.9	57.9
13/10/2024	23:22	68.6		69.4	62.9
13/10/2024	23:27	64.1		66.6	56.6
13/10/2024	23:32	66.8	66.4	68.6	56.0
13/10/2024	23:37	67.6		69.9	58.2
13/10/2024	23:42	63.7		64.5	57.6
13/10/2024	23:47	68.0		68.5	62.7
13/10/2024	23:52	65.9		68.6	58.8
13/10/2024	23:57	65.2		67.9	57.8
		Mean	62.0		
		Maximum	67.7		
		Minimum	58.5		

Station: CM4a

Date	Start Time	Leq (5mins)	Leq (30mins)	L10 (5mins)	L90 (5mins)
14/10/2024	0:02	68.6	66.9	69.0	63.2
14/10/2024	0:07	65.1		66.1	58.9
14/10/2024	0:12	67.0		68.9	58.9
14/10/2024	0:17	67.4		68.6	59.1
14/10/2024	0:22	64.4		65.6	58.2
14/10/2024	0:27	67.3		68.6	58.0
14/10/2024	0:32	66.2	66.7	68.3	57.1
14/10/2024	0:37	65.3		66.8	58.1
14/10/2024	0:42	68.4		69.0	62.9
14/10/2024	0:47	64.6		68.3	56.7
14/10/2024	0:52	64.9		67.9	56.8
14/10/2024	0:57	68.7		69.5	63.2
14/10/2024	1:02	64.6	65.6	67.0	56.2
14/10/2024	1:07	65.9		68.3	55.8
14/10/2024	1:12	66.6		68.3	55.1
14/10/2024	1:17	60.2		60.7	54.8
14/10/2024	1:22	67.2		68.8	55.3
14/10/2024	1:27	66.3		68.6	56.0
14/10/2024	1:32	61.2	64.5	63.8	54.4
14/10/2024	1:37	67.5		67.9	62.2
14/10/2024	1:42	62.5		67.5	53.8
14/10/2024	1:47	62.1		67.1	53.9
14/10/2024	1:52	67.6		67.9	62.3
14/10/2024	1:57	59.6		59.7	53.7
14/10/2024	2:02	64.6	64.5	67.8	53.9
14/10/2024	2:07	66.8		68.2	54.2
14/10/2024	2:12	59.0		59.2	53.8
14/10/2024	2:17	66.2		67.9	54.0
14/10/2024	2:22	65.2		67.8	53.5
14/10/2024	2:27	59.9		60.8	53.6
14/10/2024	2:32	67.0	65.1	67.9	54.8
14/10/2024	2:37	63.7		67.3	54.0
14/10/2024	2:42	61.9		66.8	54.1
14/10/2024	2:47	67.8		68.2	62.4
14/10/2024	2:52	63.0		66.8	55.5
14/10/2024	2:57	63.6		67.7	55.3
14/10/2024	3:02	67.7	65.7	68.2	62.5
14/10/2024	3:07	61.5		63.4	55.0
14/10/2024	3:12	65.7		68.4	55.0
14/10/2024	3:17	67.0		68.4	55.3
14/10/2024	3:22	61.4		63.2	55.0
14/10/2024	3:27	66.7		68.2	55.7
14/10/2024	3:32	66.2	65.6	68.2	55.8
14/10/2024	3:37	62.3		65.2	55.4
14/10/2024	3:42	68.1		68.5	62.6
14/10/2024	3:47	63.1		67.9	54.1
14/10/2024	3:52	60.9		70.3	53.9
14/10/2024	3:57	67.8		68.1	62.4
14/10/2024	4:02	61.6	64.3	67.0	53.9
14/10/2024	4:07	65.4		68.0	54.0
14/10/2024	4:12	67.6		68.0	62.3
14/10/2024	4:17	61.3		61.7	55.2
14/10/2024	4:22	62.2		63.5	55.8
14/10/2024	4:27	64.2		68.0	56.8
14/10/2024	4:32	67.6	64.4	68.6	61.9
14/10/2024	4:37	59.1		60.6	51.3
14/10/2024	4:42	60.8		65.1	50.7
14/10/2024	4:47	67.7		67.9	62.1
14/10/2024	4:52	62.2		67.3	53.7
14/10/2024	4:57	61.0		62.4	53.0
14/10/2024	5:02	68.2	66.6	68.8	62.7
14/10/2024	5:07	64.0		68.3	52.9
14/10/2024	5:12	59.3		63.2	47.8
14/10/2024	5:17	69.2		74.8	58.3
14/10/2024	5:22	68.4		74.8	48.4
14/10/2024	5:27	63.2		65.2	48.1
14/10/2024	5:32	63.0	64.5	65.7	49.8
14/10/2024	5:37	57.0		57.6	49.4
14/10/2024	5:42	65.1		65.5	49.7
14/10/2024	5:47	66.4		66.8	60.3
14/10/2024	5:52	65.5		67.8	51.5
14/10/2024	5:57	65.2		67.1	51.8
14/10/2024	6:02	69.2	69.4	70.3	57.3
14/10/2024	6:07	60.4		61.2	50.8
14/10/2024	6:12	71.3		72.4	65.8
14/10/2024	6:17	68.8		71.6	57.8
14/10/2024	6:22	67.5		71.0	57.0
14/10/2024	6:27	72.1		72.5	66.3
14/10/2024	6:32	68.2	68.7	70.7	57.0
14/10/2024	6:37	67.7		71.1	58.2
14/10/2024	6:42	70.9		71.9	66.5
14/10/2024	6:47	62.5		63.6	56.8
14/10/2024	6:52	69.9		71.2	58.0
14/10/2024	6:57	69.0		71.4	57.9

Date	Start Time	Leq (5mins)	Leq (30mins)	L10 (5mins)	L90 (5mins)
14/10/2024	23:02	64.8	64.1	68.8	55.9
14/10/2024	23:07	62.4		66.9	53.2
14/10/2024	23:12	64.2		68.2	53.1
14/10/2024	23:17	62.9		67.3	52.9
14/10/2024	23:22	64.9		68.6	53.3
14/10/2024	23:27	64.8		69.3	53.0
14/10/2024	23:32	64.1	63.1	67.8	52.5
14/10/2024	23:37	63.6		67.4	53.9
14/10/2024	23:42	62.9		67.1	52.4
14/10/2024	23:47	62.0		66.8	52.1
14/10/2024	23:52	63.9		68.5	53.5
14/10/2024	23:57	61.8		66.3	52.1
		Mean	65.6		
		Maximum	69.4		
		Minimum	63.1		

Date	Start Time	Leq (5mins)	Leq (30mins)	L10 (5mins)	L90 (5mins)
15/10/2024	0:02	66.0	63.8	68.1	53.1
15/10/2024	0:07	63.0		67.1	51.9
15/10/2024	0:12	62.9		66.5	53.3
15/10/2024	0:17	64.7		68.5	53.0
15/10/2024	0:22	62.0		66.7	50.7
15/10/2024	0:27	62.8		67.0	52.0
15/10/2024	0:32	64.3	62.9	69.2	51.4
15/10/2024	0:37	64.1		68.3	53.7
15/10/2024	0:42	62.7		66.8	53.7
15/10/2024	0:47	61.9		66.5	52.4
15/10/2024	0:52	61.8		66.0	52.7
15/10/2024	0:57	62.0		65.9	51.7
15/10/2024	1:02	61.1	63.1	65.5	51.8
15/10/2024	1:07	64.0		67.3	51.9
15/10/2024	1:12	66.1		67.2	52.0
15/10/2024	1:17	62.7		67.3	52.5
15/10/2024	1:22	60.3		63.8	52.1
15/10/2024	1:27	61.7		66.2	52.3
15/10/2024	1:32	61.8	61.3	65.2	52.1
15/10/2024	1:37	60.8		65.7	50.7
15/10/2024	1:42	60.9		65.2	53.0
15/10/2024	1:47	61.5		66.0	52.0
15/10/2024	1:52	61.0		66.3	51.8
15/10/2024	1:57	61.8		65.7	51.8
15/10/2024	2:02	62.5	61.6	66.6	50.5
15/10/2024	2:07	61.4		65.0	51.7
15/10/2024	2:12	62.4		65.9	51.3
15/10/2024	2:17	61.8		65.5	50.9
15/10/2024	2:22	60.9		65.4	51.6
15/10/2024	2:27	59.9		63.3	51.3
15/10/2024	2:32	60.1	62.0	64.7	51.9
15/10/2024	2:37	62.0		66.0	50.4
15/10/2024	2:42	61.1		65.4	51.6
15/10/2024	2:47	59.7		62.5	51.8
15/10/2024	2:52	65.4		67.4	51.8
15/10/2024	2:57	61.1		65.2	51.7
15/10/2024	3:02	61.3	60.3	65.3	51.5
15/10/2024	3:07	59.3		63.3	50.2
15/10/2024	3:12	57.2		59.4	50.1
15/10/2024	3:17	60.4		65.1	51.8
15/10/2024	3:22	62.9		66.9	50.6
15/10/2024	3:27	58.6		61.7	50.7
15/10/2024	3:32	59.2	61.2	61.6	50.2
15/10/2024	3:37	61.6		65.0	51.7
15/10/2024	3:42	60.5		64.2	50.3
15/10/2024	3:47	62.3		65.9	51.6
15/10/2024	3:52	62.9		66.7	51.9
15/10/2024	3:57	59.3		60.6	51.3
15/10/2024	4:02	59.7	60.9	63.2	51.2
15/10/2024	4:07	61.4		65.4	51.5
15/10/2024	4:12	61.1		63.5	50.3
15/10/2024	4:17	61.9		65.5	52.0
15/10/2024	4:22	59.1		62.3	50.2
15/10/2024	4:27	61.5		64.2	51.5
15/10/2024	4:32	63.7	62.8	66.9	50.1
15/10/2024	4:37	63.2		67.3	51.3
15/10/2024	4:42	62.8		66.5	51.4
15/10/2024	4:47	63.1		67.1	51.9
15/10/2024	4:52	62.2		66.1	50.2
15/10/2024	4:57	61.6		65.2	51.6
15/10/2024	5:02	59.5	62.3	61.6	49.8
15/10/2024	5:07	62.3		65.9	51.8
15/10/2024	5:12	62.0		66.7	50.7
15/10/2024	5:17	64.8		66.8	51.9
15/10/2024	5:22	61.4		65.6	51.5
15/10/2024	5:27	62.2		66.4	52.8
15/10/2024	5:32	65.5	64.5	69.5	49.7
15/10/2024	5:37	62.3		65.6	51.4
15/10/2024	5:42	64.4		69.0	52.9
15/10/2024	5:47	63.0		67.1	52.7
15/10/2024	5:52	65.3		68.9	52.0
15/10/2024	5:57	65.7		69.9	52.5
15/10/2024	6:02	65.3	66.5	69.4	52.2
15/10/2024	6:07	66.5		70.5	53.5
15/10/2024	6:12	66.1		70.0	53.9
15/10/2024	6:17	67.7		71.8	55.7
15/10/2024	6:22	66.2		70.4	57.0
15/10/2024	6:27	66.9		70.9	57.5
15/10/2024	6:32	69.0	68.1	73.4	58.2
15/10/2024	6:37	67.9		71.8	58.3
15/10/2024	6:42	66.9		70.1	58.7
15/10/2024	6:47	67.4		71.0	56.5
15/10/2024	6:52	68.0		71.6	58.5
15/10/2024	6:57	69.1		72.6	59.3

Date	Start Time	Leq (5mins)	Leq (30mins)	L10 (5mins)	L90 (5mins)
15/10/2024	23:02	66.4	64.7	69.7	58.0
15/10/2024	23:07	64.2		67.7	56.9
15/10/2024	23:12	63.6		67.5	55.6
15/10/2024	23:17	63.6		67.9	55.8
15/10/2024	23:22	64.8		68.4	56.0
15/10/2024	23:27	64.8		68.3	53.7
15/10/2024	23:32	64.4	64.0	68.4	56.2
15/10/2024	23:37	63.4		67.2	55.9
15/10/2024	23:42	64.0		67.5	57.3
15/10/2024	23:47	63.5		68.1	56.1
15/10/2024	23:52	64.4		68.4	53.6
15/10/2024	23:57	63.9		67.6	56.1
		Mean	63.1		
		Maximum	68.1		
		Minimum	60.3		

Date	Start Time	Leq (5mins)	Leq (30mins)	L10 (5mins)	L90 (5mins)
16/10/2024	0:02	64.9	63.9	68.5	55.7
16/10/2024	0:07	63.3		68.2	54.2
16/10/2024	0:12	64.1		68.5	56.3
16/10/2024	0:17	64.0		68.1	53.3
16/10/2024	0:22	64.2		68.1	56.3
16/10/2024	0:27	62.5		66.2	54.1
16/10/2024	0:32	63.0	62.7	66.9	55.3
16/10/2024	0:37	64.3		67.5	55.7
16/10/2024	0:42	61.3		65.9	51.8
16/10/2024	0:47	62.2		67.1	51.3
16/10/2024	0:52	62.0		66.8	51.6
16/10/2024	0:57	62.5		66.3	52.4
16/10/2024	1:02	62.4	62.2	66.3	51.7
16/10/2024	1:07	61.7		65.6	51.9
16/10/2024	1:12	62.0		66.5	52.4
16/10/2024	1:17	62.7		65.5	50.8
16/10/2024	1:22	61.6		65.5	51.1
16/10/2024	1:27	62.8		67.1	52.5
16/10/2024	1:32	62.3	61.7	67.2	50.4
16/10/2024	1:37	61.5		65.8	50.1
16/10/2024	1:42	62.5		66.6	52.1
16/10/2024	1:47	61.2		66.4	51.0
16/10/2024	1:52	62.1		65.7	52.3
16/10/2024	1:57	60.2		64.2	50.7
16/10/2024	2:02	63.9	61.3	68.0	52.5
16/10/2024	2:07	60.8		65.4	52.1
16/10/2024	2:12	60.4		65.2	52.0
16/10/2024	2:17	61.5		65.1	52.2
16/10/2024	2:22	58.7		62.0	52.2
16/10/2024	2:27	60.8		64.0	52.0
16/10/2024	2:32	61.8	63.0	65.3	51.9
16/10/2024	2:37	64.8		69.0	52.5
16/10/2024	2:42	62.5		66.0	52.1
16/10/2024	2:47	61.9		66.4	52.2
16/10/2024	2:52	61.2		64.6	51.7
16/10/2024	2:57	64.3		67.0	54.6
16/10/2024	3:02	61.6	61.1	65.4	55.3
16/10/2024	3:07	61.7		65.6	52.8
16/10/2024	3:12	58.8		63.6	50.4
16/10/2024	3:17	63.1		67.1	52.1
16/10/2024	3:22	60.4		65.0	50.5
16/10/2024	3:27	59.5		63.7	50.7
16/10/2024	3:32	62.3	60.8	65.7	51.3
16/10/2024	3:37	59.6		61.6	50.1
16/10/2024	3:42	59.1		63.2	50.0
16/10/2024	3:47	61.6		65.5	50.0
16/10/2024	3:52	60.7		62.0	49.6
16/10/2024	3:57	60.4		64.9	50.5
16/10/2024	4:02	59.4	61.8	64.6	50.1
16/10/2024	4:07	61.1		65.2	50.8
16/10/2024	4:12	63.0		66.6	51.7
16/10/2024	4:17	61.9		65.9	51.8
16/10/2024	4:22	61.6		63.9	51.5
16/10/2024	4:27	63.0		66.7	52.2
16/10/2024	4:32	61.9	62.1	66.1	51.6
16/10/2024	4:37	62.4		64.3	51.7
16/10/2024	4:42	61.5		66.2	49.8
16/10/2024	4:47	62.8		66.5	51.6
16/10/2024	4:52	60.3		63.6	51.8
16/10/2024	4:57	63.1		67.5	51.9
16/10/2024	5:02	59.9	61.3	64.1	50.4
16/10/2024	5:07	61.5		65.3	52.4
16/10/2024	5:12	63.1		67.7	52.2
16/10/2024	5:17	60.6		63.9	52.3
16/10/2024	5:22	61.7		65.0	51.8
16/10/2024	5:27	60.5		64.0	52.9
16/10/2024	5:32	64.2	64.5	67.4	52.2
16/10/2024	5:37	61.3		64.9	52.3
16/10/2024	5:42	66.1		70.1	53.0
16/10/2024	5:47	62.9		67.7	52.2
16/10/2024	5:52	63.9		68.7	53.2
16/10/2024	5:57	66.6		69.2	55.3
16/10/2024	6:02	64.0	65.4	67.7	54.2
16/10/2024	6:07	66.7		71.3	55.0
16/10/2024	6:12	64.8		69.0	53.1
16/10/2024	6:17	64.8		68.6	53.5
16/10/2024	6:22	66.5		71.1	54.0
16/10/2024	6:27	64.8		68.5	54.9
16/10/2024	6:32	67.8	67.7	71.8	57.6
16/10/2024	6:37	66.5		70.6	57.9
16/10/2024	6:42	68.1		71.4	58.5
16/10/2024	6:47	67.8		71.7	58.6
16/10/2024	6:52	67.1		70.8	59.4
16/10/2024	6:57	68.7		72.9	59.0
		Mean	62.8		
		Maximum	67.7		
		Minimum	60.8		

Summary of Noise Monitoring Results during 23:00 - 07:00 on the next day at CM4	
	Leq (30mins)
Mean	64.1
Maximum	80.2
Minimum	55.0

Appendix 3-2-5 Baseline Noise Monitoring Data at CM9

Station: CM9

Date	Start Time	Leq (5mins)	Leq (30mins)	L10 (5mins)	L90 (5mins)
2/10/2024	15:25	44.3		45.9	43.1
2/10/2024	15:30	45.2		45.8	42.9
2/10/2024	15:35	44.1	44.7	45.7	43.3
2/10/2024	15:40	45.7		46.4	44.5
2/10/2024	15:45	44.0		45.4	43.9
2/10/2024	15:50	44.8		46.6	43.4
2/10/2024	15:55	46.7		46.8	43.7
2/10/2024	16:00	45.8		46.4	43.0
2/10/2024	16:05	48.4	46.5	55.2	43.3
2/10/2024	16:10	47.3		48.9	43.7
2/10/2024	16:15	45.0		46.2	44.1
2/10/2024	16:20	44.9		45.9	43.6
2/10/2024	16:25	45.2		46.1	43.6
2/10/2024	16:30	44.4		46.1	43.3
2/10/2024	16:35	44.7	44.3	45.1	43.3
2/10/2024	16:40	43.1		44.8	42.3
2/10/2024	16:45	44.5		46.4	43.4
2/10/2024	16:50	43.8		45.5	41.9
2/10/2024	16:55	43.5		45.0	42.5
2/10/2024	17:00	43.8		44.5	43.0
2/10/2024	17:05	43.9	45.3	44.9	42.4
2/10/2024	17:10	47.9		49.3	42.7
2/10/2024	17:15	46.5		47.8	43.0
2/10/2024	17:20	44.3		44.8	42.9
2/10/2024	17:25	44.3		45.1	43.1
2/10/2024	17:30	43.5		44.0	41.9
2/10/2024	17:35	43.8	43.8	44.6	42.5
2/10/2024	17:40	43.8		44.5	42.4
2/10/2024	17:45	44.3		45.4	42.9
2/10/2024	17:50	43.2		45.5	43.1
2/10/2024	17:55	43.7		45.4	42.1
2/10/2024	18:00	43.3		44.2	42.4
2/10/2024	18:05	42.9	43.1	43.8	41.3
2/10/2024	18:10	43.0		44.4	42.2
2/10/2024	18:15	43.0		44.2	42.4
2/10/2024	18:20	42.8		44.8	42.5
2/10/2024	18:25	44.7		45.8	43.0
2/10/2024	18:30	44.7		45.6	42.9
2/10/2024	18:35	44.3	44.1	46.2	44.0
2/10/2024	18:40	43.5		45.8	43.0
2/10/2024	18:45	43.2		44.6	42.2
2/10/2024	18:50	44.0		45.4	42.5
2/10/2024	18:55	42.5		43.8	41.8
			Mean	44.6	
			Maximum	46.5	
			Minimum	43.1	

Date	Start Time	Leq (5mins)	Leq (30mins)	L10 (5mins)	L90 (5mins)
3/10/2024	7:00	46.8		49.2	45.1
3/10/2024	7:05	47.1		49.1	44.3
3/10/2024	7:10	46.8	47.8	48.9	43.2
3/10/2024	7:15	49.2		51.9	45.8
3/10/2024	7:20	49.1		52.7	44.9
3/10/2024	7:25	46.9		49.2	42.5
3/10/2024	7:30	45.3		47.7	42.1
3/10/2024	7:35	49.7		51.7	43.3
3/10/2024	7:40	46.4	62.0	49.5	44.2
3/10/2024	7:45	48.0		50.0	45.5
3/10/2024	7:50	68.4		72.3	46.3
3/10/2024	7:55	63.9		65.7	45.0
3/10/2024	8:00	50.1		51.0	45.3
3/10/2024	8:05	46.5		49.9	43.3
3/10/2024	8:10	48.1	49.0	49.7	44.7
3/10/2024	8:15	48.3		52.2	46.2
3/10/2024	8:20	47.8		50.8	45.3
3/10/2024	8:25	51.3		53.7	47.6
3/10/2024	8:30	50.1		52.8	46.9
3/10/2024	8:35	50.8		53.8	48.1
3/10/2024	8:40	53.0	51.4	56.1	49.4
3/10/2024	8:45	50.3		53.4	46.8
3/10/2024	8:50	52.4		56.3	48.7
3/10/2024	8:55	50.8		53.6	47.7
3/10/2024	9:00	55.0		55.0	47.4
3/10/2024	9:05	52.2		56.2	47.1
3/10/2024	9:10	50.3	51.6	53.1	47.8
3/10/2024	9:15	48.1		51.1	45.1
3/10/2024	9:20	49.3		51.8	45.8
3/10/2024	9:25	51.5		52.2	47.1
3/10/2024	9:30	48.8		51.3	46.1
3/10/2024	9:35	49.3		51.7	46.1
3/10/2024	9:40	49.5	49.3	52.0	46.5
3/10/2024	9:45	49.4		51.2	45.7
3/10/2024	9:50	49.9		51.2	47.3
3/10/2024	9:55	49.1		52.1	47.1
3/10/2024	10:00	49.3		52.8	47.8
3/10/2024	10:05	43.0		43.7	42.3
3/10/2024	10:10	44.1	45.2	45.7	42.6
3/10/2024	10:15	43.5		44.1	42.6
3/10/2024	10:20	44.0		44.5	43.3
3/10/2024	10:25	43.2		43.6	42.8
3/10/2024	10:30	44.2		44.3	43.0
3/10/2024	10:35	45.7		46.9	42.6
3/10/2024	10:40	44.3	45.6	46.0	42.8
3/10/2024	10:45	47.8		52.9	43.1
3/10/2024	10:50	46.3		46.9	42.8
3/10/2024	10:55	43.9		44.6	43.0
3/10/2024	11:00	43.3		43.7	42.9
3/10/2024	11:05	43.5		43.9	42.7
3/10/2024	11:10	43.2	43.2	43.6	42.7
3/10/2024	11:15	43.3		43.7	42.9
3/10/2024	11:20	42.6		42.9	42.1
3/10/2024	11:25	43.3		44.1	42.6
3/10/2024	11:30	43.3		43.8	42.7
3/10/2024	11:35	42.5		43.2	42.0
3/10/2024	11:40	42.3	44.2	42.6	41.9
3/10/2024	11:45	42.8		43.5	42.1
3/10/2024	11:50	46.9		47.2	42.5
3/10/2024	11:55	45.1		45.6	42.0
3/10/2024	12:00	42.6		43.1	41.9
3/10/2024	12:05	42.9		43.5	42.3
3/10/2024	12:10	42.0	42.5	42.5	41.7
3/10/2024	12:15	42.7		43.2	42.2
3/10/2024	12:20	42.2		42.6	41.9
3/10/2024	12:25	42.8		43.3	42.2
3/10/2024	12:30	42.7		43.2	42.0
3/10/2024	12:35	42.7		43.4	41.8
3/10/2024	12:40	42.0	42.2	42.3	41.6
3/10/2024	12:45	41.7		42.3	40.9
3/10/2024	12:50	42.0		42.4	41.4
3/10/2024	12:55	41.8		42.4	41.3
3/10/2024	13:00	42.3		42.8	41.5
3/10/2024	13:05	43.3		43.6	42.8
3/10/2024	13:10	44.1	43.2	45.9	42.7
3/10/2024	13:15	43.9		44.4	43.2
3/10/2024	13:20	43.0		43.4	42.4
3/10/2024	13:25	42.4		42.8	42.0
3/10/2024	13:30	42.6		43.1	42.1
3/10/2024	13:35	42.1		42.4	41.6
3/10/2024	13:40	42.0	41.9	42.5	41.5
3/10/2024	13:45	41.9		42.4	41.5
3/10/2024	13:50	41.3		41.8	40.3
3/10/2024	13:55	41.4		42.0	40.3
3/10/2024	14:00	41.9		42.5	41.3
3/10/2024	14:05	42.7		44.4	41.3
3/10/2024	14:10	42.1	42.0	42.5	41.6
3/10/2024	14:15	41.7		42.2	41.3
3/10/2024	14:20	41.3		41.7	41.0
3/10/2024	14:25	42.4		42.9	41.8
3/10/2024	14:30	43.8		46.0	41.7
3/10/2024	14:35	43.9		45.8	41.9
3/10/2024	14:40	41.8	42.8	42.3	41.3
3/10/2024	14:45	42.3		42.7	41.8
3/10/2024	14:50	42.8		43.3	42.3
3/10/2024	14:55	41.9		42.5	41.2
3/10/2024	15:00	41.7		42.3	41.2
3/10/2024	15:05	41.5		41.9	41.1
3/10/2024	15:10	42.0	42.1	42.5	41.3
3/10/2024	15:15	42.3		42.6	41.9
3/10/2024	15:20	42.1		42.5	41.7
3/10/2024	15:25	42.7		43.3	42.1
3/10/2024	15:30	42.5		42.9	41.9
3/10/2024	15:35	42.0		42.4	41.5
3/10/2024	15:40	41.9	42.1	42.6	41.2
3/10/2024	15:45	42.2		42.7	41.8
3/10/2024	15:50	42.2		42.7	41.4
3/10/2024	15:55	42.0		42.8	41.4
3/10/2024	16:00	44.7		46.0	41.7
3/10/2024	16:05	42.5		43.5	41.6
3/10/2024	16:10	43.8	46.3	45.6	42.3
3/10/2024	16:15	45.7		49.5	41.9
3/10/2024	16:20	49.1		52.4	42.8
3/10/2024	16:25	48.1		51.2	44.3
3/10/2024	16:30	48.1		50.7	44.8
3/10/2024	16:35	49.5		51.0	44.9
3/10/2024	16:40	49.7	50.8	53.0	44.5
3/10/2024	16:45	47.7		49.4	44.2
3/10/2024	16:50	53.1		56.5	46.5
3/10/2024	16:55	53.4		58.3	44.3
3/10/2024	17:00	51.5		55.2	45.4
3/10/2024	17:05	49.3		52.3	43.9
3/10/2024	17:10	49.3	49.2	51.6	45.4
3/10/2024	17:15	47.1		49.4	43.9
3/10/2024	17:20	44.9		46.5	42.5
3/10/2024	17:25	50.4		52.5	45.4
3/10/2024	17:30	58.9		60.4	45.2
3/10/2024	17:35	45.7		48.9	41.6
3/10/2024	17:40	44.8	53.1	47.3	41.2
3/10/2024	17:45	49.6		53.5	42.0
3/10/2024	17:50	49.8		53.5	42.5
3/10/2024	17:55	52.8		55.3	45.8
3/10/2024	18:00	48.6		51.0	44.8
3/10/2024	18:05	48.2		50.9	44.1
3/10/2024	18:10	49.7	48.3	52.3	45.3
3/10/2024	18:15	48.0		48.8	43.1
3/10/2024	18:20	49.0		49.7	44.7
3/10/2024	18:25	45.4		46.9	43.2
3/10/2024	18:30	44.8		46.4	43.0
3/10/2024	18:35	45.5		46.8	44.2
3/10/2024	18:40	46.0	46.2	47.8	44.4
3/10/2024	18:45	46.0		47.7	43.6
3/10/2024	18:50	45.1		47.1	42.1
3/10/2024	18:55	48.5		50.5	44.8
		Mean	46.8		
		Maximum	62.0		
		Minimum	41.9		

Station: CM9

Date	Start Time	Leq (5mins)	Leq (30mins)	L10 (5mins)	L90 (5mins)
4/10/2024	7:00	41.0		41.5	40.4
4/10/2024	7:05	41.0		41.4	40.4
4/10/2024	7:10	41.2	41.1	41.7	40.6
4/10/2024	7:15	41.0		41.3	40.6
4/10/2024	7:20	40.7		41.1	40.4
4/10/2024	7:25	41.8		42.3	41.2
4/10/2024	7:30	43.1		45.6	40.9
4/10/2024	7:35	43.4		45.4	41.3
4/10/2024	7:40	41.1	42.1	41.7	40.6
4/10/2024	7:45	41.3		41.7	40.9
4/10/2024	7:50	41.9		42.4	41.3
4/10/2024	7:55	41.2		41.7	40.5
4/10/2024	8:00	41.0		41.4	40.5
4/10/2024	8:05	40.9		41.3	40.5
4/10/2024	8:10	41.4	41.4	41.9	40.7
4/10/2024	8:15	41.7		42.1	41.3
4/10/2024	8:20	41.4		41.8	41.0
4/10/2024	8:25	41.9		42.5	41.4
4/10/2024	8:30	41.6		42.0	41.3
4/10/2024	8:35	41.3		41.7	40.8
4/10/2024	8:40	40.9	41.4	41.5	40.2
4/10/2024	8:45	41.5		41.9	41.0
4/10/2024	8:50	41.5		42.0	40.8
4/10/2024	8:55	41.3		41.9	40.9
4/10/2024	9:00	41.9		42.3	41.1
4/10/2024	9:05	41.6		42.2	40.9
4/10/2024	9:10	42.7	42.7	44.0	41.6
4/10/2024	9:15	42.2		43.1	41.4
4/10/2024	9:20	43.1		44.4	41.8
4/10/2024	9:25	44.1		45.8	42.2
4/10/2024	9:30	44.6		45.7	43.2
4/10/2024	9:35	44.8		46.0	43.1
4/10/2024	9:40	45.1	45.5	46.7	43.2
4/10/2024	9:45	44.2		45.4	43.2
4/10/2024	9:50	47.2		49.8	43.0
4/10/2024	9:55	46.6		48.8	42.4
4/10/2024	10:00	45.8		48.4	42.5
4/10/2024	10:05	44.6		46.7	42.7
4/10/2024	10:10	45.4	45.0	47.2	43.1
4/10/2024	10:15	43.8		45.3	42.3
4/10/2024	10:20	42.9		43.9	41.9
4/10/2024	10:25	46.5		48.6	43.0
4/10/2024	10:30	46.5		48.0	41.5
4/10/2024	10:35	42.1		43.5	40.8
4/10/2024	10:40	41.7	44.9	43.2	40.5
4/10/2024	10:45	43.3		45.4	40.7
4/10/2024	10:50	45.7		48.1	41.1
4/10/2024	10:55	47.1		49.3	42.9
4/10/2024	11:00	44.0		46.0	41.5
4/10/2024	11:05	43.8		45.7	41.5
4/10/2024	11:10	45.2	44.6	47.2	42.4
4/10/2024	11:15	44.0		44.7	41.8
4/10/2024	11:20	46.0		47.3	43.6
4/10/2024	11:25	44.1		45.2	42.5
4/10/2024	11:30	43.3		44.2	42.3
4/10/2024	11:35	44.5		45.3	43.6
4/10/2024	11:40	44.9	44.2	46.2	43.6
4/10/2024	11:45	44.9		46.6	43.0
4/10/2024	11:50	43.3		44.7	41.5
4/10/2024	11:55	44.3		45.1	43.0
4/10/2024	12:00	44.1		45.3	43.1
4/10/2024	12:05	43.0		44.5	41.7
4/10/2024	12:10	41.9	43.7	42.8	40.9
4/10/2024	12:15	43.0		43.9	42.0
4/10/2024	12:20	44.0		45.4	42.8
4/10/2024	12:25	45.2		46.5	43.8
4/10/2024	12:30	47.1		47.9	45.0
4/10/2024	12:35	48.6		51.8	44.1
4/10/2024	12:40	45.6	46.2	46.3	44.0
4/10/2024	12:45	44.1		45.8	41.8
4/10/2024	12:50	44.8		46.2	43.3
4/10/2024	12:55	45.4		46.3	44.2
4/10/2024	13:00	45.3		46.7	43.7
4/10/2024	13:05	47.2		48.7	44.9
4/10/2024	13:10	46.8	47.7	48.1	44.9
4/10/2024	13:15	48.6		50.5	46.1
4/10/2024	13:20	49.8		51.1	47.8
4/10/2024	13:25	47.3		48.8	45.5
4/10/2024	13:30	48.2		49.8	46.2
4/10/2024	13:35	47.4		48.9	45.5
4/10/2024	13:40	47.9	47.9	49.7	45.2
4/10/2024	13:45	49.6		52.7	45.4
4/10/2024	13:50	47.5		48.9	45.7
4/10/2024	13:55	45.8		47.8	44.1
4/10/2024	14:00	46.3		47.6	44.6
4/10/2024	14:05	47.5		48.8	45.8
4/10/2024	14:10	46.5	46.7	48.0	44.9
4/10/2024	14:15	47.1		48.3	45.0
4/10/2024	14:20	46.7		48.0	44.8
4/10/2024	14:25	46.1		47.7	44.0
4/10/2024	14:30	47.0		48.4	45.3
4/10/2024	14:35	47.1		48.7	45.1
4/10/2024	14:40	47.6	47.7	48.9	46.1
4/10/2024	14:45	48.9		50.9	45.7
4/10/2024	14:50	47.7		49.0	45.9
4/10/2024	14:55	47.8		49.2	46.4
4/10/2024	15:00	47.0		48.6	45.4
4/10/2024	15:05	47.6		49.2	45.4
4/10/2024	15:10	46.9	47.4	48.0	45.5
4/10/2024	15:15	46.2		47.5	44.7
4/10/2024	15:20	47.5		49.8	45.0
4/10/2024	15:25	48.9		50.3	47.1
4/10/2024	15:30	47.9		49.3	46.4
4/10/2024	15:35	48.1		49.0	46.9
4/10/2024	15:40	47.5	46.4	48.5	46.0
4/10/2024	15:45	46.2		47.9	43.3
4/10/2024	15:50	42.3		43.1	41.5
4/10/2024	15:55	43.1		44.3	41.8
4/10/2024	16:00	44.2		44.9	42.2
4/10/2024	16:05	44.5		45.5	42.9
4/10/2024	16:10	43.9	44.6	45.0	42.6
4/10/2024	16:15	45.1		45.9	42.8
4/10/2024	16:20	44.7		45.7	43.4
4/10/2024	16:25	45.2		45.9	43.8
4/10/2024	16:30	47.3		48.9	44.6
4/10/2024	16:35	44.3		45.7	42.6
4/10/2024	16:40	44.2	45.9	45.5	42.9
4/10/2024	16:45	45.5		46.6	43.9
4/10/2024	16:50	45.8		46.7	44.6
4/10/2024	16:55	47.4		48.5	46.0
4/10/2024	17:00	47.4		48.7	46.0
4/10/2024	17:05	46.8		47.6	45.7
4/10/2024	17:10	46.5	49.9	47.8	45.2
4/10/2024	17:15	49.9		51.9	46.6
4/10/2024	17:20	49.1		51.6	45.2
4/10/2024	17:25	54.1		55.7	47.3
4/10/2024	17:30	54.5		57.6	44.2
4/10/2024	17:35	49.4		50.5	45.2
4/10/2024	17:40	46.5	49.3	47.5	44.1
4/10/2024	17:45	44.8		45.9	43.8
4/10/2024	17:50	45.2		46.0	44.2
4/10/2024	17:55	44.8		45.6	44.0
4/10/2024	18:00	44.8		45.4	44.0
4/10/2024	18:05	45.7		46.3	44.9
4/10/2024	18:10	49.0	47.1	51.8	46.0
4/10/2024	18:15	48.8		49.9	46.5
4/10/2024	18:20	46.2		47.2	45.0
4/10/2024	18:25	46.2		47.3	45.1
4/10/2024	18:30	46.3		47.0	45.4
4/10/2024	18:35	47.8		48.9	46.6
4/10/2024	18:40	50.1	49.2	51.0	49.1
4/10/2024	18:45	51.0		52.2	49.5
4/10/2024	18:50	50.4		51.9	46.7
4/10/2024	18:55	47.3		48.4	45.7
		Mean	45.5		
		Maximum	49.9		
		Minimum	41.1		

Date	Start Time	Leq (5mins)	Leq (30mins)	L10 (5mins)	L90 (5mins)
5/10/2024	7:00	42.9		43.7	42.0
5/10/2024	7:05	44.3		45.5	42.0
5/10/2024	7:10	43.1	43.0	43.7	42.4
5/10/2024	7:15	42.5		43.3	41.8
5/10/2024	7:20	41.9		42.4	41.5
5/10/2024	7:25	42.9		43.4	42.3
5/10/2024	7:30	44.5		46.5	42.4
5/10/2024	7:35	44.4		46.2	42.4
5/10/2024	7:40	42.4	43.6	43.1	41.8
5/10/2024	7:45	43.2		43.6	42.8
5/10/2024	7:50	43.7		44.2	43.3
5/10/2024	7:55	42.5		43.5	41.7
5/10/2024	8:00	42.5		43.3	41.8
5/10/2024	8:05	42.0		42.5	41.5
5/10/2024	8:10	42.7	42.8	43.2	41.9
5/10/2024	8:15	42.9		43.3	42.5
5/10/2024	8:20	42.8		43.2	42.3
5/10/2024	8:25	43.5		44.3	42.6
5/10/2024	8:30	43.3		43.9	42.6
5/10/2024	8:35	42.8		43.2	42.1
5/10/2024	8:40	43.0	43.0	43.9	41.9
5/10/2024	8:45	43.0		43.6	42.5
5/10/2024	8:50	42.8		43.4	42.0
5/10/2024	8:55	42.7		43.6	42.0
5/10/2024	9:00	47.5		50.5	42.2
5/10/2024	9:05	43.5		44.9	42.1
5/10/2024	9:10	44.9	50.3	47.1	42.9
5/10/2024	9:15	50.2		54.4	42.4
5/10/2024	9:20	54.5		58.4	44.1
5/10/2024	9:25	51.8		55.2	46.3
5/10/2024	9:30	51.8		54.9	46.6
5/10/2024	9:35	53.9		54.5	46.8
5/10/2024	9:40	54.2	55.1	57.8	46.5
5/10/2024	9:45	51.2		53.4	45.5
5/10/2024	9:50	57.3		61.3	49.4
5/10/2024	9:55	57.8		62.5	47.4
5/10/2024	10:00	55.8		59.4	48.3
5/10/2024	10:05	53.8		57.1	45.5
5/10/2024	10:10	52.7	53.1	55.5	47.7
5/10/2024	10:15	50.5		53.1	45.9
5/10/2024	10:20	47.7		50.4	43.1
5/10/2024	10:25	54.1		56.3	47.5
5/10/2024	10:30	65.2		68.0	49.0
5/10/2024	10:35	49.6		53.8	42.7
5/10/2024	10:40	48.6	58.8	51.4	41.8
5/10/2024	10:45	54.2		57.7	45.1
5/10/2024	10:50	54.0		58.1	44.5
5/10/2024	10:55	57.6		60.2	49.2
5/10/2024	11:00	52.4		54.7	48.3
5/10/2024	11:05	52.2		55.0	47.5
5/10/2024	11:10	53.7	51.9	56.4	47.9
5/10/2024	11:15	52.0		54.2	44.8
5/10/2024	11:20	51.6		52.4	46.0
5/10/2024	11:25	47.1		49.0	43.8
5/10/2024	11:30	47.3		49.3	43.8
5/10/2024	11:35	46.9		48.9	44.8
5/10/2024	11:40	47.8	48.9	50.0	44.9
5/10/2024	11:45	47.4		49.8	44.2
5/10/2024	11:50	47.6		50.3	42.7
5/10/2024	11:55	52.8		55.6	47.0
5/10/2024	12:00	52.2		56.3	44.5
5/10/2024	12:05	49.2		51.4	43.0
5/10/2024	12:10	46.4	50.9	49.7	42.1
5/10/2024	12:15	55.0		58.2	43.4
5/10/2024	12:20	47.0		49.2	44.2
5/10/2024	12:25	48.7		50.5	45.4
5/10/2024	12:30	46.9		56.9	46.4
5/10/2024	12:35	53.4		63.4	45.7
5/10/2024	12:40	51.6	50.5	52.9	45.5
5/10/2024	12:45	48.3		51.2	43.3
5/10/2024	12:50	48.8		51.0	45.3
5/10/2024	12:55	50.6		53.8	45.8
5/10/2024	13:00	49.1		51.4	45.0
5/10/2024	13:05	52.1		54.2	47.6
5/10/2024	13:10	50.8	51.9	53.0	47.0
5/10/2024	13:15	51.8		53.7	48.4
5/10/2024	13:20	53.5		56.3	49.8
5/10/2024	13:25	52.6		54.9	47.6
5/10/2024	13:30	54.2		58.6	48.7
5/10/2024	13:35	52.1		55.0	47.5
5/10/2024	13:40	57.3	53.9	58.0	47.5
5/10/2024	13:45	53.0		58.0	47.4
5/10/2024	13:50	53.4		57.5	48.3
5/10/2024	13:55	50.4		54.1	45.6
5/10/2024	14:00	49.4		53.5	46.3
5/10/2024	14:05	53.2		54.6	47.4
5/10/2024	14:10	49.2	50.4	51.3	46.3
5/10/2024	14:15	49.6		51.9	46.4
5/10/2024	14:20	49.6		52.6	46.7
5/10/2024	14:25	50.0		51.9	46.0
5/10/2024	14:30	50.1		51.6	47.6
5/10/2024	14:35	50.0		51.9	46.7
5/10/2024	14:40	50.3	50.3	52.8	47.6
5/10/2024	14:45	51.2		53.3	47.8
5/10/2024	14:50	49.8		51.0	47.4
5/10/2024	14:55	50.3		51.9	47.9
5/10/2024	15:00	49.0		50.4	46.8
5/10/2024	15:05	49.8		51.9	46.7
5/10/2024	15:10	48.6	50.3	50.1	46.9
5/10/2024	15:15	48.3		50.2	46.1
5/10/2024	15:20	50.1		53.6	46.5
5/10/2024	15:25	53.6		55.4	49.0
5/10/2024	15:30	52.1		54.3	48.4
5/10/2024	15:35	54.0		57.2	49.4
5/10/2024	15:40	52.4	51.0	54.9	48.3
5/10/2024	15:45	49.2		51.2	45.0
5/10/2024	15:50	44.7		47.0	42.7
5/10/2024	15:55	47.6		50.3	43.4
5/10/2024	16:00	48.6		51.6	43.5
5/10/2024	16:05	47.6		50.1	44.0
5/10/2024	16:10	46.5	48.7	49.0	43.7
5/10/2024	16:15	51.3		53.0	44.0
5/10/2024	16:20	48.2		50.5	44.7
5/10/2024	16:25	48.1		50.4	45.0
5/10/2024	16:30	50.5		51.5	46.4
5/10/2024	16:35	49.5		52.1	44.2
5/10/2024	16:40	46.6	49.4	48.5	44.0
5/10/2024	16:45	50.3		51.6	45.6
5/10/2024	16:50	48.9		49.3	45.9
5/10/2024	16:55	49.7		51.0	47.2
5/10/2024	17:00	50.0		52.4	47.3
5/10/2024	17:05	48.9		50.5	46.9
5/10/2024	17:10	49.3	52.2	50.5	46.5
5/10/2024	17:15	52.1		54.4	48.2
5/10/2024	17:20	52.9		52.9	46.7
5/10/2024	17:25	55.7		57.3	48.5
5/10/2024	17:30	58.3		58.8	49.1
5/10/2024	17:35	61.4		64.0	47.0
5/10/2024	17:40	54.4	56.3	57.8	45.8
5/10/2024	17:45	48.5		50.2	45.3
5/10/2024	17:50	48.2		49.6	45.7
5/10/2024	17:55	48.3		51.4	45.4
5/10/2024	18:00	47.8		49.4	45.5
5/10/2024	18:05	49.3		50.2	46.2
5/10/2024	18:10	53.4	51.5	56.7	48.2
5/10/2024	18:15	54.8		58.1	47.9
5/10/2024	18:20	49.0		50.4	46.5
5/10/2024	18:25	49.8		51.1	46.5
5/10/2024	18:30	49.4		51.0	46.6
5/10/2024	18:35	50.3		51.5	47.9
5/10/2024	18:40	51.8	52.7	53.4	50.4
5/10/2024	18:45	53.8		55.4	50.6
5/10/2024	18:50	52.9		54.9	48.7
5/10/2024	18:55	55.3		60.6	47.2
		Mean	50.4		
		Maximum	58.8		
		Minimum	42.8		

Station: CM9

Date	Start Time	Leq (5mins)	Leq (30mins)	L10 (5mins)	L90 (5mins)
6/10/2024	7:00	41.7		42.0	41.2
6/10/2024	7:05	42.0		42.1	41.2
6/10/2024	7:10	41.9	41.8	42.2	41.6
6/10/2024	7:15	41.5		42.0	41.3
6/10/2024	7:20	41.2		41.6	41.0
6/10/2024	7:25	42.2		42.7	41.7
6/10/2024	7:30	43.6		45.9	41.6
6/10/2024	7:35	43.8		45.7	41.8
6/10/2024	7:40	41.6	42.7	42.1	41.2
6/10/2024	7:45	42.1		42.3	41.8
6/10/2024	7:50	42.6		43.0	42.3
6/10/2024	7:55	41.7		42.3	41.1
6/10/2024	8:00	41.5		42.0	41.1
6/10/2024	8:05	41.3		41.8	41.0
6/10/2024	8:10	41.9	41.9	42.4	41.2
6/10/2024	8:15	42.2		42.4	41.8
6/10/2024	8:20	42.0		42.2	41.7
6/10/2024	8:25	42.5		43.0	42.0
6/10/2024	8:30	42.3		42.5	42.0
6/10/2024	8:35	41.8		42.2	41.4
6/10/2024	8:40	41.7	42.0	42.2	41.2
6/10/2024	8:45	42.1		42.4	41.8
6/10/2024	8:50	42.0		42.5	41.3
6/10/2024	8:55	41.9		42.5	41.4
6/10/2024	9:00	43.7		44.6	41.6
6/10/2024	9:05	42.2		42.8	41.5
6/10/2024	9:10	43.4	45.2	44.7	42.4
6/10/2024	9:15	44.5		47.4	41.8
6/10/2024	9:20	47.5		51.1	43.1
6/10/2024	9:25	47.2		49.9	43.9
6/10/2024	9:30	47.1		48.8	45.4
6/10/2024	9:35	48.0		49.7	45.2
6/10/2024	9:40	48.5	49.3	51.1	45.0
6/10/2024	9:45	46.6		48.4	44.4
6/10/2024	9:50	51.5		54.4	46.8
6/10/2024	9:55	51.4		54.9	45.5
6/10/2024	10:00	50.1		52.9	45.6
6/10/2024	10:05	48.0		50.6	44.6
6/10/2024	10:10	48.3	48.1	50.1	45.8
6/10/2024	10:15	46.1		47.6	44.4
6/10/2024	10:20	44.2		45.6	42.5
6/10/2024	10:25	49.5		51.3	45.4
6/10/2024	10:30	56.5		58.6	45.3
6/10/2024	10:35	44.7		47.8	41.8
6/10/2024	10:40	43.8	51.1	46.3	41.1
6/10/2024	10:45	47.8		50.7	43.2
6/10/2024	10:50	48.5		51.6	43.6
6/10/2024	10:55	51.4		53.4	46.2
6/10/2024	11:00	47.5		49.2	44.8
6/10/2024	11:05	47.0		48.9	44.8
6/10/2024	11:10	48.6	47.3	50.4	45.2
6/10/2024	11:15	46.8		47.0	43.3
6/10/2024	11:20	48.1		48.8	44.7
6/10/2024	11:25	45.0		46.3	43.1
6/10/2024	11:30	44.3		45.6	43.0
6/10/2024	11:35	45.2		46.2	44.2
6/10/2024	11:40	45.6	45.6	47.2	44.3
6/10/2024	11:45	45.6		47.2	43.4
6/10/2024	11:50	44.5		46.4	42.1
6/10/2024	11:55	47.5		49.2	44.9
6/10/2024	12:00	46.3		48.4	43.9
6/10/2024	12:05	44.4		46.4	42.3
6/10/2024	12:10	43.0	45.2	44.5	41.5
6/10/2024	12:15	45.6		47.2	42.7
6/10/2024	12:20	44.8		48.6	43.6
6/10/2024	12:25	46.1		49.6	44.6
6/10/2024	12:30	53.4		55.2	45.8
6/10/2024	12:35	51.5		59.6	44.8
6/10/2024	12:40	47.5		48.5	44.9
6/10/2024	12:45	45.4		47.3	42.4
6/10/2024	12:50	46.0		47.3	44.3
6/10/2024	12:55	46.8		48.6	45.0
6/10/2024	13:00	46.4		48.5	44.3
6/10/2024	13:05	48.7		50.2	46.5
6/10/2024	13:10	48.0	49.0	49.6	46.0
6/10/2024	13:15	49.5		51.3	47.3
6/10/2024	13:20	51.0		52.6	48.7
6/10/2024	13:25	49.0		51.0	46.4
6/10/2024	13:30	50.3		53.2	47.7
6/10/2024	13:35	48.8		50.9	46.5
6/10/2024	13:40	52.5	50.1	53.4	46.4
6/10/2024	13:45	50.7		53.6	46.5
6/10/2024	13:50	49.2		50.8	46.9
6/10/2024	13:55	47.1		49.1	44.9
6/10/2024	14:00	47.2		48.5	45.3
6/10/2024	14:05	48.9		50.0	46.3
6/10/2024	14:10	47.3	47.7	48.9	45.6
6/10/2024	14:15	47.8		49.0	45.7
6/10/2024	14:20	47.5		48.7	45.8
6/10/2024	14:25	47.1		48.9	44.7
6/10/2024	14:30	48.0		49.1	46.3
6/10/2024	14:35	47.9		49.5	45.9
6/10/2024	14:40	48.4	48.5	49.9	46.7
6/10/2024	14:45	49.6		51.7	46.5
6/10/2024	14:50	48.3		49.6	46.6
6/10/2024	14:55	48.6		50.0	47.2
6/10/2024	15:00	47.6		49.2	46.1
6/10/2024	15:05	48.3		50.0	45.9
6/10/2024	15:10	47.5	48.3	48.6	46.2
6/10/2024	15:15	46.8		48.2	45.4
6/10/2024	15:20	48.2		50.3	45.7
6/10/2024	15:25	50.3		51.7	48.0
6/10/2024	15:30	49.0		50.3	47.6
6/10/2024	15:35	49.6		50.6	48.4
6/10/2024	15:40	48.8	47.6	49.8	47.2
6/10/2024	15:45	47.1		48.9	43.9
6/10/2024	15:50	43.0		43.8	42.1
6/10/2024	15:55	44.3		45.5	42.8
6/10/2024	16:00	45.5		46.7	42.7
6/10/2024	16:05	45.4		46.4	43.5
6/10/2024	16:10	44.6	45.8	46.0	43.2
6/10/2024	16:15	47.1		48.0	43.5
6/10/2024	16:20	45.8		46.9	44.1
6/10/2024	16:25	46.1		47.1	44.4
6/10/2024	16:30	48.1		49.5	45.5
6/10/2024	16:35	45.8		47.7	43.4
6/10/2024	16:40	45.0	46.8	46.5	43.5
6/10/2024	16:45	46.5		47.6	44.6
6/10/2024	16:50	46.7		47.6	45.1
6/10/2024	16:55	48.0		49.3	46.6
6/10/2024	17:00	48.3		49.9	46.7
6/10/2024	17:05	47.5		48.4	46.3
6/10/2024	17:10	47.3	50.5	48.6	45.8
6/10/2024	17:15	50.6		52.5	47.4
6/10/2024	17:20	49.9		52.0	45.9
6/10/2024	17:25	54.6		56.3	47.9
6/10/2024	17:30	55.4		58.0	46.9
6/10/2024	17:35	54.8		57.0	46.4
6/10/2024	17:40	49.5	51.6	51.4	45.4
6/10/2024	17:45	45.9		47.3	44.5
6/10/2024	17:50	46.1		47.0	44.8
6/10/2024	17:55	45.9		47.4	44.7
6/10/2024	18:00	45.7		46.6	44.8
6/10/2024	18:05	46.6		47.4	45.6
6/10/2024	18:10	50.0	48.2	52.6	47.0
6/10/2024	18:15	50.3		52.2	47.3
6/10/2024	18:20	47.0		48.6	45.6
6/10/2024	18:25	47.3		48.9	45.7
6/10/2024	18:30	47.2		48.0	46.0
6/10/2024	18:35	48.5		49.6	47.3
6/10/2024	18:40	50.7	50.1	51.6	49.7
6/10/2024	18:45	51.9		53.2	50.0
6/10/2024	18:50	51.2		52.8	47.5
6/10/2024	18:55	49.8		52.5	46.5
		Mean	47.1		
		Maximum	51.6		
		Minimum	41.8		

Date	Start Time	Leq (5mins)	Leq (30mins)	L10 (5mins)	L90 (5mins)
7/10/2024	7:00	42.7		44.0	42.2
7/10/2024	7:05	44.2		45.9	42.3
7/10/2024	7:10	43.1	43.1	44.0	41.9
7/10/2024	7:15	42.5		44.2	42.2
7/10/2024	7:20	42.7		44.1	41.9
7/10/2024	7:25	43.4		45.3	42.5
7/10/2024	7:30	44.8		48.5	42.1
7/10/2024	7:35	44.5		48.2	42.8
7/10/2024	7:40	42.3	43.7	44.5	42.1
7/10/2024	7:45	43.2		45.2	42.8
7/10/2024	7:50	44.3		45.4	42.6
7/10/2024	7:55	42.5		44.1	41.4
7/10/2024	8:00	42.4		44.8	42.3
7/10/2024	8:05	42.7		44.0	42.3
7/10/2024	8:10	43.4	43.1	44.0	41.5
7/10/2024	8:15	43.3		45.0	43.0
7/10/2024	8:20	42.6		43.9	42.3
7/10/2024	8:25	44.2		45.0	42.6
7/10/2024	8:30	42.9		44.5	42.3
7/10/2024	8:35	43.0		44.8	42.2
7/10/2024	8:40	43.5	43.1	44.0	42.3
7/10/2024	8:45	42.8		44.4	42.4
7/10/2024	8:50	43.6		44.9	41.8
7/10/2024	8:55	43.0		44.7	41.7
7/10/2024	9:00	46.0		48.1	42.0
7/10/2024	9:05	43.6		45.5	42.6
7/10/2024	9:10	44.4	47.1	47.5	42.7
7/10/2024	9:15	47.2		51.3	42.4
7/10/2024	9:20	49.7		54.0	43.9
7/10/2024	9:25	48.5		53.1	44.6
7/10/2024	9:30	48.9		52.1	45.7
7/10/2024	9:35	49.9		52.6	45.1
7/10/2024	9:40	50.7	51.9	55.1	45.2
7/10/2024	9:45	48.4		51.7	44.7
7/10/2024	9:50	54.7		58.9	47.3
7/10/2024	9:55	54.5		60.1	45.2
7/10/2024	10:00	52.6		57.0	46.5
7/10/2024	10:05	49.9		54.0	45.0
7/10/2024	10:10	50.0	50.1	53.8	45.8
7/10/2024	10:15	48.4		50.9	44.9
7/10/2024	10:20	46.2		48.6	43.3
7/10/2024	10:25	51.1		54.3	46.5
7/10/2024	10:30	50.1		53.1	46.1
7/10/2024	10:35	46.8		50.3	42.1
7/10/2024	10:40	45.7	50.4	49.1	42.2
7/10/2024	10:45	50.8		55.9	42.8
7/10/2024	10:50	50.4		55.9	43.1
7/10/2024	10:55	53.9		57.4	46.6
7/10/2024	11:00	49.9		53.0	45.9
7/10/2024	11:05	49.1		52.7	44.9
7/10/2024	11:10	51.1	49.5	54.0	45.5
7/10/2024	11:15	49.4		51.1	44.3
7/10/2024	11:20	49.8		51.7	45.4
7/10/2024	11:25	46.4		48.8	43.9
7/10/2024	11:30	46.5		48.7	43.6
7/10/2024	11:35	47.2		48.5	45.1
7/10/2024	11:40	46.9	47.2	49.2	45.2
7/10/2024	11:45	46.6		49.6	43.9
7/10/2024	11:50	46.6		49.1	42.6
7/10/2024	11:55	49.1		52.9	45.7
7/10/2024	12:00	48.6		53.0	44.4
7/10/2024	12:05	46.8		49.0	43.3
7/10/2024	12:10	44.7	46.8	46.7	42.1
7/10/2024	12:15	45.4		47.6	43.9
7/10/2024	12:20	46.0		48.7	44.8
7/10/2024	12:25	48.0		49.9	44.9
7/10/2024	12:30	47.5		55.4	46.3
7/10/2024	12:35	45.3		60.8	41.4
7/10/2024	12:40	49.6	47.8	51.1	45.5
7/10/2024	12:45	47.1		50.4	43.6
7/10/2024	12:50	47.8		49.8	44.6
7/10/2024	12:55	48.6		51.2	45.3
7/10/2024	13:00	47.4		50.4	45.5
7/10/2024	13:05	50.6		52.7	47.2
7/10/2024	13:10	49.1	50.5	52.7	46.2
7/10/2024	13:15	50.6		54.2	47.8
7/10/2024	13:20	52.3		55.6	49.1
7/10/2024	13:25	51.3		53.8	47.4
7/10/2024	13:30	51.9		55.7	47.8
7/10/2024	13:35	49.9		53.8	47.6
7/10/2024	13:40	52.6	51.3	54.0	46.6
7/10/2024	13:45	52.9		56.2	47.2
7/10/2024	13:50	50.5		53.0	47.9
7/10/2024	13:55	48.2		51.2	45.6
7/10/2024	14:00	49.3		51.3	46.5
7/10/2024	14:05	51.3		52.4	47.4
7/10/2024	14:10	48.5	49.5	51.9	46.6
7/10/2024	14:15	49.5		51.5	46.3
7/10/2024	14:20	49.4		51.6	46.6
7/10/2024	14:25	48.4		51.2	45.8
7/10/2024	14:30	49.8		51.9	47.1
7/10/2024	14:35	48.7		51.9	46.4
7/10/2024	14:40	49.7	49.9	52.2	47.4
7/10/2024	14:45	51.6		54.1	47.9
7/10/2024	14:50	49.1		52.0	47.8
7/10/2024	14:55	49.9		52.7	47.7
7/10/2024	15:00	48.8		51.4	47.1
7/10/2024	15:05	49.0		52.0	46.2
7/10/2024	15:10	48.5	49.4	50.5	46.5
7/10/2024	15:15	47.7		51.2	45.7
7/10/2024	15:20	49.0		52.5	46.8
7/10/2024	15:25	51.9		54.1	48.7
7/10/2024	15:30	50.3		53.6	47.6
7/10/2024	15:35	51.6		53.7	48.3
7/10/2024	15:40	51.0	49.3	52.5	48.3
7/10/2024	15:45	48.4		50.5	44.9
7/10/2024	15:50	43.9		46.5	42.9
7/10/2024	15:55	46.0		48.5	43.6
7/10/2024	16:00	47.1		49.8	43.6
7/10/2024	16:05	47.0		49.1	44.5
7/10/2024	16:10	46.3	47.6	49.3	43.7
7/10/2024	16:15	49.1		50.6	43.9
7/10/2024	16:20	47.1		49.4	45.0
7/10/2024	16:25	48.1		49.1	44.9
7/10/2024	16:30	49.7		51.2	46.4
7/10/2024	16:35	47.4		49.9	44.1
7/10/2024	16:40	46.9	48.4	48.7	44.6
7/10/2024	16:45	48.4		50.2	45.1
7/10/2024	16:50	48.2		49.7	45.7
7/10/2024	16:55	49.3		52.0	46.8
7/10/2024	17:00	49.8		52.5	47.9
7/10/2024	17:05	49.4		51.3	46.8
7/10/2024	17:10	49.0	51.7	50.7	46.6
7/10/2024	17:15	52.0		54.4	48.5
7/10/2024	17:20	51.5		53.9	46.1
7/10/2024	17:25	55.3		57.9	48.8
7/10/2024	17:30	57.1		60.6	47.0
7/10/2024	17:35	57.8		61.6	46.5
7/10/2024	17:40	51.3	53.7	55.5	45.7
7/10/2024	17:45	47.1		49.8	45.0
7/10/2024	17:50	47.6		49.1	45.4
7/10/2024	17:55	47.1		50.4	45.1
7/10/2024	18:00	46.7		49.6	45.4
7/10/2024	18:05	48.1		49.9	46.4
7/10/2024	18:10	51.3	49.9	54.9	47.3
7/10/2024	18:15	52.8		55.8	48.2
7/10/2024	18:20	48.1		50.9	45.9
7/10/2024	18:25	49.2		51.3	47.0
7/10/2024	18:30	48.1		50.5	46.8
7/10/2024	18:35	50.4		51.7	48.5
7/10/2024	18:40	51.6	52.1	53.7	50.7
7/10/2024	18:45	54.0		55.7	50.5
7/10/2024	18:50	52.8		55.5	47.8
7/10/2024	18:55	53.1		57.0	46.6
		Mean	48.6		
		Maximum	53.7		
		Minimum	43.1		

Station: CM9

Date	Start Time	Leq (5mins)	Leq (30mins)	L10 (5mins)	L90 (5mins)
8/10/2024	7:00	41.5		43.3	41.4
8/10/2024	7:05	41.4		42.9	40.8
8/10/2024	7:10	41.7	42.1	43.4	41.6
8/10/2024	7:15	42.3		43.5	41.2
8/10/2024	7:20	42.4		43.2	40.8
8/10/2024	7:25	43.1		44.3	41.8
8/10/2024	7:30	44.0		47.8	41.4
8/10/2024	7:35	44.6		46.8	41.7
8/10/2024	7:40	42.7	43.3	43.1	41.5
8/10/2024	7:45	42.7		44.0	41.1
8/10/2024	7:50	43.6		44.4	42.0
8/10/2024	7:55	41.7		44.2	40.9
8/10/2024	8:00	41.6		43.7	41.0
8/10/2024	8:05	41.3		42.8	41.1
8/10/2024	8:10	41.9	42.2	43.7	41.0
8/10/2024	8:15	42.7		43.7	41.9
8/10/2024	8:20	43.0		44.0	42.0
8/10/2024	8:25	42.5		44.8	40.6
8/10/2024	8:30	42.7		44.4	41.7
8/10/2024	8:35	42.2		43.4	42.0
8/10/2024	8:40	41.4	42.5	43.5	41.1
8/10/2024	8:45	42.5		44.4	42.0
8/10/2024	8:50	43.2		43.4	41.8
8/10/2024	8:55	42.5		44.0	41.6
8/10/2024	9:00	42.3		43.7	41.3
8/10/2024	9:05	43.1		44.4	41.1
8/10/2024	9:10	44.3	44.0	45.8	42.7
8/10/2024	9:15	43.9		45.1	42.4
8/10/2024	9:20	44.2		46.4	42.5
8/10/2024	9:25	45.6		47.4	42.9
8/10/2024	9:30	45.7		47.8	43.4
8/10/2024	9:35	45.8		48.2	44.0
8/10/2024	9:51	45.8		49.1	44.3
8/10/2024	9:56	45.7		47.8	43.7
8/10/2024	10:01	48.0	46.6	51.5	44.0
8/10/2024	10:06	47.2		51.3	42.9
8/10/2024	10:11	46.8		50.0	43.6
8/10/2024	10:16	45.6		49.1	43.1
8/10/2024	10:21	46.8		49.7	44.3
8/10/2024	10:26	44.2		46.8	43.1
8/10/2024	10:31	43.9	46.1	46.3	42.7
8/10/2024	10:36	47.6		50.5	43.2
8/10/2024	10:41	48.2		50.1	42.1
8/10/2024	10:46	43.1		45.2	41.7
8/10/2024	10:51	42.7		45.5	41.4
8/10/2024	10:56	44.7		47.7	41.5
8/10/2024	11:01	46.3	45.8	49.5	42.1
8/10/2024	11:06	48.4		51.0	43.9
8/10/2024	11:11	45.6		48.3	42.6
8/10/2024	11:16	45.0		48.1	41.8
8/10/2024	11:21	46.0		49.2	43.6
8/10/2024	11:26	45.6		47.0	42.4
8/10/2024	11:31	47.1	45.6	48.8	44.8
8/10/2024	11:36	44.8		46.9	43.0
8/10/2024	11:41	43.8		45.9	43.1
8/10/2024	11:46	45.7		47.8	44.1
8/10/2024	11:51	46.4		48.1	43.9
8/10/2024	11:56	45.6		48.8	43.5
8/10/2024	12:01	44.1	45.1	46.2	41.9
8/10/2024	12:06	45.1		47.2	43.2
8/10/2024	12:11	44.9		46.7	43.4
8/10/2024	12:16	44.1		45.9	42.8
8/10/2024	12:21	42.6		44.3	41.8
8/10/2024	12:26	44.1		45.6	42.5
8/10/2024	12:31	45.6	46.8	47.5	43.9
8/10/2024	12:36	46.8		48.0	44.0
8/10/2024	12:41	48.3		50.4	45.8
8/10/2024	12:46	49.6		54.0	44.8
8/10/2024	12:51	46.7		48.0	45.1
8/10/2024	12:56	45.0		47.3	42.0
8/10/2024	13:01	45.9	46.8	47.7	44.5
8/10/2024	13:06	46.7		47.7	45.1
8/10/2024	13:11	46.6		49.1	44.8
8/10/2024	13:16	48.9		50.7	45.2
8/10/2024	13:21	47.5		49.5	45.2
8/10/2024	13:26	50.0		52.7	47.0
8/10/2024	13:31	50.5	49.1	53.2	48.5
8/10/2024	13:36	47.8		50.6	46.0
8/10/2024	13:41	49.7		52.3	46.4
8/10/2024	13:46	48.6		51.0	46.4
8/10/2024	13:51	49.6		52.1	46.4
8/10/2024	13:56	50.0		55.0	46.2
8/10/2024	14:01	48.6	48.5	51.0	46.9
8/10/2024	14:06	46.4		50.0	44.7
8/10/2024	14:11	47.6		49.7	45.8
8/10/2024	14:16	48.1		50.2	46.2
8/10/2024	14:21	47.2		50.2	45.1
8/10/2024	14:26	48.6		50.6	46.1
8/10/2024	14:31	47.9	47.9	49.7	45.5
8/10/2024	14:36	47.1		49.2	44.8
8/10/2024	14:41	47.7		50.1	46.3
8/10/2024	14:46	48.6		50.8	45.5
8/10/2024	14:51	49.2		50.6	47.0
8/10/2024	14:56	50.1		53.3	46.1
8/10/2024	15:01	48.5	49.1	51.1	46.3
8/10/2024	15:06	49.5		51.1	47.3
8/10/2024	15:11	48.5		50.7	45.7
8/10/2024	15:16	48.4		50.7	46.2
8/10/2024	15:21	48.0		49.9	46.1
8/10/2024	15:26	47.5		48.9	45.1
8/10/2024	15:31	48.1	48.9	51.7	45.5
8/10/2024	15:36	50.2		52.8	48.3
8/10/2024	15:41	49.0		51.3	46.9
8/10/2024	15:46	49.7		50.7	48.1
8/10/2024	15:51	49.0		50.4	47.2
8/10/2024	15:56	47.1		50.3	44.4
8/10/2024	16:01	43.2	46.1	45.5	41.8
8/10/2024	16:06	44.3		46.0	42.7
8/10/2024	16:11	45.4		47.0	43.1
8/10/2024	16:16	45.1		47.0	44.1
8/10/2024	16:21	45.5		47.0	43.2
8/10/2024	16:26	45.8		47.7	43.8
8/10/2024	16:31	46.4	46.4	48.1	43.7
8/10/2024	16:36	46.0		47.5	45.0
8/10/2024	16:41	48.7		50.8	45.5
8/10/2024	16:46	45.1		48.1	43.1
8/10/2024	16:51	45.5		47.2	43.7
8/10/2024	16:56	46.9		48.1	44.1
8/10/2024	17:01	46.4	47.5	48.9	45.3
8/10/2024	17:06	48.6		50.4	46.9
8/10/2024	17:11	48.6		51.0	47.2
8/10/2024	17:16	48.3		49.6	46.7
8/10/2024	17:21	47.4		49.6	45.4
8/10/2024	17:26	50.7		53.3	47.4
8/10/2024	17:31	50.2	52.4	53.0	45.4
8/10/2024	17:36	54.6		57.2	47.7
8/10/2024	17:41	55.9		59.5	45.3
8/10/2024	17:46	49.8		52.4	45.6
8/10/2024	17:51	47.8		49.7	45.2
8/10/2024	17:56	45.4		48.3	44.4
8/10/2024	18:01	46.2	46.3	47.7	45.2
8/10/2024	18:06	45.5		47.1	44.7
8/10/2024	18:11	46.4		47.3	44.4
8/10/2024	18:16	46.1		47.9	45.8
8/10/2024	18:21	50.3		53.8	46.3
8/10/2024	18:26	49.8		52.4	47.5
8/10/2024	18:31	46.7	48.5	49.5	45.4
8/10/2024	18:36	47.1		48.8	46.3
8/10/2024	18:41	47.9		49.4	46.3
8/10/2024	18:46	48.2		51.2	47.5
8/10/2024	18:51	51.8		53.1	49.8
8/10/2024	18:56	51.8		53.6	50.4
		Mean	46.4		
		Maximum	52.4		
		Minimum	42.1		

Date	Start Time	Leq (5mins)	Leq (30mins)	L10 (5mins)	L90 (5mins)
9/10/2024	7:01	42.5		43.8	41.9
9/10/2024	7:06	44.1		45.1	41.5
9/10/2024	7:11	43.3	43.8	45.2	42.9
9/10/2024	7:16	44.8		46.0	43.0
9/10/2024	7:21	44.3		45.3	43.1
9/10/2024	7:26	43.6		45.3	42.3
9/10/2024	7:31	43.6		44.4	42.1
9/10/2024	7:36	44.4		45.2	42.5
9/10/2024	7:41	45.1	44.6	48.6	42.7
9/10/2024	7:46	45.8		47.9	42.8
9/10/2024	7:51	44.0		45.2	42.4
9/10/2024	7:56	44.3		45.6	43.3
9/10/2024	8:01	44.3		46.2	43.8
9/10/2024	8:06	44.2		45.2	42.2
9/10/2024	8:11	43.3	44.1	44.7	42.9
9/10/2024	8:16	43.7		44.8	41.8
9/10/2024	8:21	44.4		45.7	43.0
9/10/2024	8:26	44.6		45.5	43.4
9/10/2024	8:31	43.6		44.6	43.2
9/10/2024	8:36	45.1		46.6	43.8
9/10/2024	8:41	44.9	44.5	46.2	43.8
9/10/2024	8:46	44.1		45.4	42.8
9/10/2024	8:51	44.4		45.3	42.1
9/10/2024	8:56	44.6		45.8	43.7
9/10/2024	9:01	43.2		45.4	43.0
9/10/2024	9:06	43.4		46.1	42.6
9/10/2024	9:11	48.5	47.2	52.8	43.2
9/10/2024	9:16	44.4		47.1	42.5
9/10/2024	9:21	45.6		49.5	43.7
9/10/2024	9:26	51.4		56.3	43.5
9/10/2024	9:31	55.1		59.9	45.1
9/10/2024	9:36	52.4		57.7	46.7
9/10/2024	9:41	53.0	54.2	57.1	47.3
9/10/2024	9:46	55.2		55.9	47.7
9/10/2024	9:51	55.8		59.5	47.4
9/10/2024	9:56	52.1		55.3	45.7
9/10/2024	10:01	58.7		63.5	50.3
9/10/2024	10:06	59.1		64.0	48.5
9/10/2024	10:11	57.2	56.7	61.4	49.2
9/10/2024	10:16	55.3		59.1	45.8
9/10/2024	10:21	54.2		57.4	48.9
9/10/2024	10:26	51.5		55.0	46.6
9/10/2024	10:31	48.8		51.8	44.1
9/10/2024	10:36	55.3		57.8	48.7
9/10/2024	10:41	56.1	53.5	58.0	50.2
9/10/2024	10:46	51.0		55.8	43.1
9/10/2024	10:51	50.3		53.7	42.6
9/10/2024	10:56	54.7		59.3	45.3
9/10/2024	11:01	54.7		60.4	45.1
9/10/2024	11:06	58.6		62.7	49.9
9/10/2024	11:11	54.0	55.2	56.5	49.0
9/10/2024	11:16	53.6		57.2	48.4
9/10/2024	11:21	54.6		57.8	49.0
9/10/2024	11:26	53.2		56.4	45.9
9/10/2024	11:31	53.0		53.9	47.1
9/10/2024	11:36	48.7		51.3	44.8
9/10/2024	11:41	48.4	49.7	51.6	44.3
9/10/2024	11:46	47.9		51.0	45.1
9/10/2024	11:51	48.7		52.4	45.8
9/10/2024	11:56	49.1		52.3	44.8
9/10/2024	12:01	48.3		51.9	42.9
9/10/2024	12:06	54.2		57.3	48.2
9/10/2024	12:11	53.9	51.1	57.9	45.4
9/10/2024	12:16	50.1		52.9	44.1
9/10/2024	12:21	47.8		51.9	43.3
9/10/2024	12:26	46.3		51.5	44.1
9/10/2024	12:31	47.8		51.6	44.9
9/10/2024	12:36	49.3		52.9	45.8
9/10/2024	12:41	46.1	49.2	54.3	44.1
9/10/2024	12:46	45.5		55.1	44.4
9/10/2024	12:51	52.9		55.1	46.6
9/10/2024	12:56	49.1		52.9	43.8
9/10/2024	13:01	49.6		52.7	46.3
9/10/2024	13:06	51.9		55.6	46.9
9/10/2024	13:11	50.8	51.9	53.3	46.0
9/10/2024	13:16	53.7		55.6	48.2
9/10/2024	13:21	51.6		55.5	48.0
9/10/2024	13:26	52.7		55.3	48.6
9/10/2024	13:31	54.9		58.6	50.6
9/10/2024	13:36	54.1		56.3	48.0
9/10/2024	13:41	54.7	54.4	60.2	49.2
9/10/2024	13:46	53.1		56.8	48.5
9/10/2024	13:51	55.2		56.7	48.5
9/10/2024	13:56	54.0		57.5	47.6
9/10/2024	14:01	54.1		57.5	49.4
9/10/2024	14:06	51.9		54.6	46.5
9/10/2024	14:11	49.8	52.0	53.6	47.0
9/10/2024	14:16	53.9		54.7	48.3
9/10/2024	14:21	49.8		53.0	47.0
9/10/2024	14:26	50.1		54.4	47.2
9/10/2024	14:31	50.5		54.8	47.6
9/10/2024	14:36	51.1		54.1	46.7
9/10/2024	14:41	50.6	50.9	53.9	48.4
9/10/2024	14:46	50.4		53.9	47.0
9/10/2024	14:51	50.8		54.5	48.7
9/10/2024	14:56	52.0		54.9	48.2
9/10/2024	15:01	51.0		53.1	48.1
9/10/2024	15:06	51.8		53.7	48.6
9/10/2024	15:11	50.5	50.5	52.6	47.1
9/10/2024	15:16	50.7		54.0	47.4
9/10/2024	15:21	49.2		52.3	47.1
9/10/2024	15:26	49.7		52.1	46.3
9/10/2024	15:31	50.8		55.2	47.0
9/10/2024	15:36	54.1		56.8	49.4
9/10/2024	15:41	52.8	53.3	56.0	49.2
9/10/2024	15:46	55.6		59.1	49.7
9/10/2024	15:51	53.8		57.4	48.7
9/10/2024	15:56	50.2		53.4	45.5
9/10/2024	16:01	45.4		49.4	43.8
9/10/2024	16:06	48.9		52.3	44.2
9/10/2024	16:11	49.5	49.2	53.6	44.5
9/10/2024	16:16	48.5		51.9	44.4
9/10/2024	16:21	47.0		50.4	44.2
9/10/2024	16:26	52.6		53.5	44.8
9/10/2024	16:31	49.1		52.0	45.0
9/10/2024	16:36	48.6		52.0	45.2
9/10/2024	16:41	51.8	50.3	54.0	47.0
9/10/2024	16:46	51.1		54.0	44.6
9/10/2024	16:51	47.8		50.1	44.4
9/10/2024	16:56	51.4		53.7	46.2
9/10/2024	17:01	50.2		50.8	46.9
9/10/2024	17:06	50.1		53.4	47.9
9/10/2024	17:11	50.7	51.0	54.6	47.8
9/10/2024	17:16	49.5		52.6	47.9
9/10/2024	17:21	49.9		52.3	46.8
9/10/2024	17:26	53.8		56.1	49.3
9/10/2024	17:31	54.3		54.5	47.2
9/10/2024	17:36	56.8		59.1	49.6
9/10/2024	17:41	59.9	58.2	60.4	50.2
9/10/2024	17:46	62.4		66.1	48.0
9/10/2024	17:51	55.8		59.7	46.7
9/10/2024	17:56	49.4		52.1	46.5
9/10/2024	18:01	49.5		52.0	45.9
9/10/2024	18:06	48.9		53.1	45.6
9/10/2024	18:11	48.4	52.2	51.8	46.0
9/10/2024	18:16	50.0		51.9	47.2
9/10/2024	18:21	54.4		58.5	48.7
9/10/2024	18:26	55.9		59.7	48.3
9/10/2024	18:31	50.3		52.9	46.8
9/10/2024	18:36	50.4		53.2	47.5
9/10/2024	18:41	50.6	52.0	52.5	47.0
9/10/2024	18:46	51.7		53.5	48.6
9/10/2024	18:51	52.3		55.8	50.7
9/10/2024	18:56	54.8		57.5	51.8
		Mean	50.8		
		Maximum	58.2		
		Minimum	43.8		

Station: CM9

Date	Start Time	Leq (5mins)	Leq (30mins)	L10 (5mins)	L90 (5mins)
10/10/2024	7:01	41.8		43.2	39.4
10/10/2024	7:06	42.2		43.5	39.6
10/10/2024	7:11	43.0	42.4	44.1	41.2
10/10/2024	7:16	42.6		44.4	40.4
10/10/2024	7:21	42.6		44.4	41.8
10/10/2024	7:26	41.9		43.7	41.4
10/10/2024	7:31	41.6		43.5	41.1
10/10/2024	7:36	42.6		44.8	42.3
10/10/2024	7:41	44.7	43.3	47.9	42.4
10/10/2024	7:46	44.3		48.2	42.6
10/10/2024	7:51	42.4		43.7	41.7
10/10/2024	7:56	43.3		44.5	42.7
10/10/2024	8:01	44.3		44.6	43.0
10/10/2024	8:06	42.7		44.2	42.2
10/10/2024	8:11	43.2	43.3	43.8	42.1
10/10/2024	8:16	43.0		43.6	41.6
10/10/2024	8:21	43.5		44.5	41.8
10/10/2024	8:26	42.8		44.1	42.2
10/10/2024	8:31	43.5		44.6	42.3
10/10/2024	8:36	43.7		44.6	42.5
10/10/2024	8:41	42.9	43.2	44.2	42.3
10/10/2024	8:46	43.0		43.7	42.5
10/10/2024	8:51	42.6		44.6	42.2
10/10/2024	8:56	43.2		44.8	42.9
10/10/2024	9:01	43.1		44.5	41.8
10/10/2024	9:06	42.5		44.6	42.4
10/10/2024	9:11	45.1	44.0	46.8	42.6
10/10/2024	9:16	42.9		44.3	42.6
10/10/2024	9:21	44.4		46.6	42.8
10/10/2024	9:26	45.2		49.5	43.0
10/10/2024	9:31	48.8		53.1	44.3
10/10/2024	9:36	48.3		51.8	44.7
10/10/2024	9:41	47.9	48.7	50.4	45.6
10/10/2024	9:46	49.1		51.7	46.0
10/10/2024	9:51	49.6		53.2	45.4
10/10/2024	9:56	48.1		50.0	44.7
10/10/2024	10:01	51.9		56.8	48.0
10/10/2024	10:06	52.9		56.3	46.1
10/10/2024	10:11	51.8	50.7	54.3	46.7
10/10/2024	10:16	48.7		52.3	45.3
10/10/2024	10:21	49.2		51.7	46.3
10/10/2024	10:26	46.9		49.2	45.3
10/10/2024	10:31	45.7		48.0	42.9
10/10/2024	10:36	46.1		53.4	46.1
10/10/2024	10:41	46.8	46.8	52.9	45.5
10/10/2024	10:46	45.8		49.7	42.1
10/10/2024	10:51	44.7		48.5	42.0
10/10/2024	10:56	49.5		52.6	44.3
10/10/2024	11:01	50.1		53.2	43.9
10/10/2024	11:06	52.7		55.5	46.4
10/10/2024	11:11	48.2	49.6	50.9	45.4
10/10/2024	11:16	47.4		50.7	45.4
10/10/2024	11:21	49.0		52.8	46.4
10/10/2024	11:26	47.3		48.6	44.1
10/10/2024	11:31	49.7		51.1	45.9
10/10/2024	11:36	46.3		48.4	44.3
10/10/2024	11:41	44.9	47.3	47.5	43.9
10/10/2024	11:46	46.8		47.6	44.5
10/10/2024	11:51	47.0		48.6	45.3
10/10/2024	11:56	47.3		48.7	44.2
10/10/2024	12:01	45.5		48.8	42.6
10/10/2024	12:06	48.5		50.8	46.0
10/10/2024	12:11	47.2	46.6	49.8	44.2
10/10/2024	12:16	46.0		47.8	43.0
10/10/2024	12:21	43.7		46.6	41.9
10/10/2024	12:26	47.3		48.8	43.6
10/10/2024	12:31	45.7		48.2	44.7
10/10/2024	12:36	47.3		49.9	45.8
10/10/2024	12:41	46.2	47.0	47.6	44.0
10/10/2024	12:46	47.2		48.1	45.9
10/10/2024	12:51	48.8		50.5	45.8
10/10/2024	12:56	45.9		49.2	43.2
10/10/2024	13:01	46.9		49.7	45.0
10/10/2024	13:06	47.7		50.5	45.6
10/10/2024	13:11	47.0	48.6	50.0	44.7
10/10/2024	13:16	49.3		52.4	46.9
10/10/2024	13:21	49.2		51.3	47.2
10/10/2024	13:26	50.2		53.8	48.3
10/10/2024	13:31	51.7		54.0	49.4
10/10/2024	13:36	50.4		53.0	46.8
10/10/2024	13:41	50.8	51.6	55.0	48.4
10/10/2024	13:46	49.7		53.4	47.6
10/10/2024	13:51	53.4		53.6	47.5
10/10/2024	13:56	52.4		55.4	47.0
10/10/2024	14:01	50.2		52.5	48.1
10/10/2024	14:06	48.6		51.6	45.7
10/10/2024	14:11	48.3	49.1	49.9	46.5
10/10/2024	14:16	49.6		51.7	47.3
10/10/2024	14:21	48.4		50.8	46.0
10/10/2024	14:26	49.4		50.5	46.7
10/10/2024	14:31	48.3		50.1	46.1
10/10/2024	14:36	48.3		51.0	45.4
10/10/2024	14:41	48.6	49.2	51.1	46.8
10/10/2024	14:46	48.8		51.5	46.7
10/10/2024	14:51	49.8		51.6	47.7
10/10/2024	14:56	50.9		53.6	46.7
10/10/2024	15:01	49.6		51.7	47.6
10/10/2024	15:06	49.3		51.4	48.1
10/10/2024	15:11	48.5	49.0	51.4	47.2
10/10/2024	15:16	49.9		51.4	46.5
10/10/2024	15:21	49.0		50.8	46.9
10/10/2024	15:26	47.2		50.5	46.5
10/10/2024	15:31	49.2		52.4	45.9
10/10/2024	15:36	51.2		54.2	48.9
10/10/2024	15:41	50.1	49.8	51.7	48.6
10/10/2024	15:46	50.2		52.2	49.6
10/10/2024	15:51	49.3		52.2	48.2
10/10/2024	15:56	47.7		50.9	44.9
10/10/2024	16:01	43.8		46.1	42.5
10/10/2024	16:06	46.0		47.5	43.4
10/10/2024	16:11	46.0	46.4	49.0	43.8
10/10/2024	16:16	46.8		48.1	44.4
10/10/2024	16:21	46.1		48.3	44.3
10/10/2024	16:26	48.4		50.1	44.0
10/10/2024	16:31	47.1		48.4	45.1
10/10/2024	16:36	46.5		48.9	45.0
10/10/2024	16:41	49.1	47.5	52.0	46.7
10/10/2024	16:46	47.4		49.1	44.1
10/10/2024	16:51	46.3		48.6	44.2
10/10/2024	16:56	47.9		49.3	45.1
10/10/2024	17:01	48.1		49.9	45.8
10/10/2024	17:06	49.4		50.8	47.6
10/10/2024	17:11	48.9	49.4	52.3	47.6
10/10/2024	17:16	48.1		50.8	46.7
10/10/2024	17:21	49.0		50.4	46.7
10/10/2024	17:26	51.8		54.9	47.6
10/10/2024	17:31	51.6		54.1	47.0
10/10/2024	17:36	56.3		57.8	48.8
10/10/2024	17:41	57.1	54.3	60.0	47.3
10/10/2024	17:46	55.6		58.6	46.7
10/10/2024	17:51	50.4		52.9	46.6
10/10/2024	17:56	47.2		49.1	44.8
10/10/2024	18:01	46.9		49.3	45.1
10/10/2024	18:06	46.9		48.8	45.1
10/10/2024	18:11	46.7	48.7	48.7	45.7
10/10/2024	18:16	47.4		49.1	46.0
10/10/2024	18:21	50.5		54.0	48.2
10/10/2024	18:26	51.3		54.2	47.9
10/10/2024	18:31	48.5		51.1	46.5
10/10/2024	18:36	48.1		51.2	45.9
10/10/2024	18:41	47.9	50.1	49.4	46.8
10/10/2024	18:46	49.4		51.3	47.8
10/10/2024	18:51	51.6		53.2	50.2
10/10/2024	18:56	52.8		55.6	51.0
		Mean	47.8		
		Maximum	54.3		
		Minimum	42.4		

Date	Start Time	Leq (5mins)	Leq (30mins)	L10 (5mins)	L90 (5mins)
11/10/2024	7:01	42.7		43.2	40.9
11/10/2024	7:06	41.9		44.4	41.2
11/10/2024	7:11	42.9	42.9	44.1	41.8
11/10/2024	7:16	43.8		44.6	42.5
11/10/2024	7:21	43.4		44.1	42.7
11/10/2024	7:26	42.5		44.6	41.9
11/10/2024	7:31	41.9		43.6	41.5
11/10/2024	7:36	43.9		45.3	42.9
11/10/2024	7:41	44.2	43.5	48.2	42.8
11/10/2024	7:46	44.3		47.3	42.7
11/10/2024	7:51	42.8		43.8	41.6
11/10/2024	7:56	43.7		44.2	42.4
11/10/2024	8:01	43.9		45.4	42.5
11/10/2024	8:06	42.8		44.5	42.3
11/10/2024	8:11	42.4	43.2	44.5	41.4
11/10/2024	8:16	43.0		43.5	42.1
11/10/2024	8:21	43.2		44.5	42.5
11/10/2024	8:26	43.7		44.4	42.6
11/10/2024	8:31	43.1		44.0	42.5
11/10/2024	8:36	44.1		45.3	42.6
11/10/2024	8:41	43.3	43.3	45.3	42.1
11/10/2024	8:46	42.7		44.8	42.6
11/10/2024	8:51	43.2		45.0	41.7
11/10/2024	8:56	43.4		44.5	42.8
11/10/2024	9:01	43.0		44.9	41.9
11/10/2024	9:06	43.2		45.3	42.6
11/10/2024	9:11	46.0	45.0	48.1	42.1
11/10/2024	9:16	44.1		46.0	42.6
11/10/2024	9:21	44.5		47.0	42.9
11/10/2024	9:26	47.4		51.3	42.3
11/10/2024	9:31	49.6		53.8	43.3
11/10/2024	9:36	49.2		53.4	44.6
11/10/2024	9:41	49.8	49.8	52.2	45.0
11/10/2024	9:46	50.2		53.0	45.7
11/10/2024	9:51	50.9		55.5	44.7
11/10/2024	9:56	48.9		51.6	44.4
11/10/2024	10:01	54.7		59.0	47.3
11/10/2024	10:06	54.6		60.1	44.6
11/10/2024	10:11	52.9	52.6	57.4	45.9
11/10/2024	10:16	50.9		54.1	44.4
11/10/2024	10:21	50.9		53.0	46.2
11/10/2024	10:26	48.8		51.0	44.3
11/10/2024	10:31	45.3		48.4	43.1
11/10/2024	10:36	44.8		50.9	42.4
11/10/2024	10:41	46.2	47.2	53.8	44.2
11/10/2024	10:46	46.5		51.4	41.9
11/10/2024	10:51	45.7		49.2	42.1
11/10/2024	10:56	51.0		56.0	42.2
11/10/2024	11:01	50.7		55.1	43.7
11/10/2024	11:06	53.8		57.6	46.3
11/10/2024	11:11	50.2	51.1	52.5	46.0
11/10/2024	11:16	49.9		53.3	45.0
11/10/2024	11:21	50.9		54.1	46.3
11/10/2024	11:26	49.5		51.3	44.2
11/10/2024	11:31	50.2		51.6	45.5
11/10/2024	11:36	46.9		48.5	43.7
11/10/2024	11:41	45.6	47.4	48.9	43.9
11/10/2024	11:46	46.4		48.8	45.0
11/10/2024	11:51	46.6		49.4	45.4
11/10/2024	11:56	47.0		50.2	43.8
11/10/2024	12:01	46.7		49.1	42.3
11/10/2024	12:06	49.9		52.8	45.5
11/10/2024	12:11	48.3	47.2	52.8	44.7
11/10/2024	12:16	46.1		48.8	43.1
11/10/2024	12:21	44.4		47.2	41.9
11/10/2024	12:26	45.0		47.6	43.0
11/10/2024	12:31	46.7		48.7	44.2
11/10/2024	12:36	47.8		50.7	45.1
11/10/2024	12:41	47.5	46.3	54.8	46.3
11/10/2024	12:46	43.0		51.3	42.4
11/10/2024	12:51	43.2		49.6	41.5
11/10/2024	12:56	46.9		50.0	43.2
11/10/2024	13:01	48.0		50.6	44.5
11/10/2024	13:06	48.8		51.2	46.1
11/10/2024	13:11	47.6	49.6	50.9	45.2
11/10/2024	13:16	51.0		53.8	47.6
11/10/2024	13:21	50.2		52.7	46.6
11/10/2024	13:26	50.6		53.8	48.5
11/10/2024	13:31	53.0		55.1	49.3
11/10/2024	13:36	50.4		54.2	47.2
11/10/2024	13:41	51.6	51.2	56.8	48.0
11/10/2024	13:46	50.2		53.8	47.4
11/10/2024	13:51	49.2		54.3	47.2
11/10/2024	13:56	51.6		56.7	46.7
11/10/2024	14:01	50.6		53.8	47.4
11/10/2024	14:06	49.1		52.1	45.1
11/10/2024	14:11	48.7	49.6	51.8	46.6
11/10/2024	14:16	50.5		51.7	47.2
11/10/2024	14:21	49.5		51.1	45.9
11/10/2024	14:26	48.7		51.9	46.0
11/10/2024	14:31	48.8		52.0	46.2
11/10/2024	14:36	49.3		51.4	45.4
11/10/2024	14:41	49.5	49.8	52.2	47.0
11/10/2024	14:46	48.8		52.3	46.6
11/10/2024	14:51	50.5		52.7	47.5
11/10/2024	14:56	51.5		54.3	48.0
11/10/2024	15:01	50.0		52.2	47.9
11/10/2024	15:06	50.1		52.5	47.5
11/10/2024	15:11	48.8	49.5	51.4	47.2
11/10/2024	15:16	50.1		52.9	46.4
11/10/2024	15:21	49.2		50.6	46.8
11/10/2024	15:26	48.5		50.2	46.3
11/10/2024	15:31	49.7		53.1	46.1
11/10/2024	15:36	51.6		54.5	48.6
11/10/2024	15:41	50.0	50.6	53.6	48.5
11/10/2024	15:46	51.7		54.2	48.6
11/10/2024	15:51	50.7		53.0	47.5
11/10/2024	15:56	48.9		50.6	44.9
11/10/2024	16:01	43.8		45.8	43.1
11/10/2024	16:06	46.8		48.1	43.7
11/10/2024	16:11	47.3	47.0	49.7	43.5
11/10/2024	16:16	46.7		49.7	44.5
11/10/2024	16:21	45.5		48.7	44.3
11/10/2024	16:26	49.6		50.4	44.0
11/10/2024	16:31	46.8		49.4	44.7
11/10/2024	16:36	48.1		49.5	45.3
11/10/2024	16:41	50.2	48.0	51.6	46.5
11/10/2024	16:46	47.6		50.7	44.2
11/10/2024	16:51	46.7		48.9	43.7
11/10/2024	16:56	47.8		50.0	45.1
11/10/2024	17:01	48.9		49.7	46.1
11/10/2024	17:06	49.4		51.2	47.8
11/10/2024	17:11	49.4	49.7	53.0	47.3
11/10/2024	17:16	49.3		51.1	47.1
11/10/2024	17:21	48.2		51.0	46.4
11/10/2024	17:26	52.0		54.6	47.7
11/10/2024	17:31	52.1		54.5	46.4
11/10/2024	17:36	55.3		58.0	48.3
11/10/2024	17:41	57.7	54.8	60.6	47.1
11/10/2024	17:46	57.2		61.2	46.8
11/10/2024	17:51	52.0		55.2	45.5
11/10/2024	17:56	47.2		49.8	44.9
11/10/2024	18:01	46.9		49.2	45.9
11/10/2024	18:06	47.9		49.9	45.3
11/10/2024	18:11	47.6	49.9	48.8	45.2
11/10/2024	18:16	48.0		49.6	45.9
11/10/2024	18:21	52.1		55.4	48.0
11/10/2024	18:26	52.9		55.8	48.1
11/10/2024	18:31	48.5		50.3	45.9
11/10/2024	18:36	48.5		50.7	46.0
11/10/2024	18:41	48.4	50.5	50.4	46.4
11/10/2024	18:46	49.9		52.0	48.2
11/10/2024	18:51	52.5		53.6	51.0
11/10/2024	18:56	52.8		56.1	50.2
		Mean	48.3		
		Maximum	54.8		
		Minimum	42.9		

Station: CM9

Date	Start Time	Leq (5mins)	Leq (30mins)	L10 (5mins)	L90 (5mins)
12/10/2024	7:01	41.2		43.8	40.3
12/10/2024	7:06	41.7		42.7	40.9
12/10/2024	7:11	41.6	41.7	43.9	40.8
12/10/2024	7:16	41.9		43.5	40.9
12/10/2024	7:21	41.7		43.2	41.6
12/10/2024	7:26	42.2		43.6	40.9
12/10/2024	7:31	41.6		42.8	40.6
12/10/2024	7:36	43.2		44.5	41.6
12/10/2024	7:41	44.2	42.9	47.2	41.6
12/10/2024	7:46	43.8		47.1	41.7
12/10/2024	7:51	41.8		43.6	40.8
12/10/2024	7:56	41.8		43.7	41.4
12/10/2024	8:01	42.9		44.3	42.1
12/10/2024	8:06	41.7		43.9	41.2
12/10/2024	8:11	42.0	42.3	43.5	41.7
12/10/2024	8:16	41.5		42.9	41.3
12/10/2024	8:21	42.8		43.4	41.4
12/10/2024	8:26	42.8		44.2	42.3
12/10/2024	8:31	42.6		43.6	41.2
12/10/2024	8:36	43.6		44.4	42.3
12/10/2024	8:41	42.8	42.6	44.3	42.0
12/10/2024	8:46	41.7		44.2	41.4
12/10/2024	8:51	42.5		43.5	40.7
12/10/2024	8:56	42.2		43.7	42.1
12/10/2024	9:01	42.0		44.5	41.8
12/10/2024	9:06	42.0		43.6	41.7
12/10/2024	9:11	42.7	42.9	44.5	41.6
12/10/2024	9:16	43.3		44.3	41.1
12/10/2024	9:21	44.3		46.5	42.7
12/10/2024	9:26	42.6		44.8	42.6
12/10/2024	9:31	44.2		46.1	42.4
12/10/2024	9:36	45.2		47.6	42.7
12/10/2024	9:41	45.8	45.4	47.1	43.7
12/10/2024	9:46	45.2		48.1	43.8
12/10/2024	9:51	46.0		48.3	44.0
12/10/2024	9:56	45.8		47.8	44.1
12/10/2024	10:01	47.9		51.7	43.8
12/10/2024	10:06	48.0		50.4	43.6
12/10/2024	10:11	46.2	46.6	50.5	43.1
12/10/2024	10:16	45.6		48.1	43.1
12/10/2024	10:21	46.3		48.7	44.2
12/10/2024	10:26	44.8		47.3	42.8
12/10/2024	10:31	43.3		45.3	43.0
12/10/2024	10:36	48.0		50.5	44.1
12/10/2024	10:41	47.2	45.3	48.4	42.2
12/10/2024	10:46	43.3		45.9	41.4
12/10/2024	10:51	42.3		44.9	40.9
12/10/2024	10:56	44.5		47.3	41.8
12/10/2024	11:01	46.5		50.3	42.2
12/10/2024	11:06	48.0		51.0	43.2
12/10/2024	11:11	45.4	46.2	48.2	42.7
12/10/2024	11:16	44.8		47.5	42.1
12/10/2024	11:21	46.6		48.6	43.1
12/10/2024	11:26	44.8		46.2	42.6
12/10/2024	11:31	46.5		49.6	44.3
12/10/2024	11:36	45.5		47.4	43.7
12/10/2024	11:41	44.8	46.0	45.7	43.3
12/10/2024	11:46	46.2		47.7	44.1
12/10/2024	11:51	46.3		47.9	44.5
12/10/2024	11:56	46.5		49.0	43.3
12/10/2024	12:01	44.5		46.8	42.3
12/10/2024	12:06	45.3		46.8	43.7
12/10/2024	12:11	44.8	44.3	47.4	43.9
12/10/2024	12:16	43.4		46.2	42.1
12/10/2024	12:21	42.8		44.6	41.5
12/10/2024	12:26	44.3		46.2	42.4
12/10/2024	12:31	44.5		46.9	43.0
12/10/2024	12:36	46.4		48.2	44.1
12/10/2024	12:41	47.7	46.8	49.9	45.8
12/10/2024	12:46	49.5		54.1	45.3
12/10/2024	12:51	46.1		48.2	44.8
12/10/2024	12:56	44.9		47.3	42.2
12/10/2024	13:01	46.2		48.2	44.4
12/10/2024	13:06	46.2		48.5	44.6
12/10/2024	13:11	45.9	47.7	48.7	44.1
12/10/2024	13:16	47.7		50.8	45.4
12/10/2024	13:21	48.1		50.2	45.5
12/10/2024	13:26	50.3		52.8	46.6
12/10/2024	13:31	51.5		52.6	48.2
12/10/2024	13:36	48.8		50.6	46.0
12/10/2024	13:41	48.8	49.8	51.4	46.5
12/10/2024	13:46	48.1		50.6	46.7
12/10/2024	13:51	49.2		51.7	46.3
12/10/2024	13:56	51.3		54.4	45.6
12/10/2024	14:01	48.7		50.9	46.3
12/10/2024	14:06	47.1		50.3	44.3
12/10/2024	14:11	47.0	47.7	49.5	45.7
12/10/2024	14:16	47.9		51.0	46.6
12/10/2024	14:21	48.0		49.5	45.6
12/10/2024	14:26	47.5		49.7	45.6
12/10/2024	14:31	47.6		50.4	45.1
12/10/2024	14:36	46.7		49.3	44.7
12/10/2024	14:41	48.4	48.6	50.8	46.3
12/10/2024	14:46	48.5		51.2	45.4
12/10/2024	14:51	49.2		51.2	47.3
12/10/2024	14:56	50.2		53.1	46.2
12/10/2024	15:01	48.3		51.3	46.1
12/10/2024	15:06	48.3		51.1	46.9
12/10/2024	15:11	48.3	48.2	50.4	46.5
12/10/2024	15:16	49.1		51.0	46.2
12/10/2024	15:21	47.7		49.4	45.7
12/10/2024	15:26	46.9		49.2	45.2
12/10/2024	15:31	48.2		52.1	45.6
12/10/2024	15:36	49.8		51.9	48.1
12/10/2024	15:41	49.2	48.8	51.6	47.3
12/10/2024	15:46	49.7		51.0	48.0
12/10/2024	15:51	48.0		50.6	46.8
12/10/2024	15:56	47.1		50.0	43.9
12/10/2024	16:01	42.8		44.8	41.9
12/10/2024	16:06	44.0		46.6	42.5
12/10/2024	16:11	45.3	44.9	46.6	43.3
12/10/2024	16:16	45.7		47.1	44.0
12/10/2024	16:21	45.1		47.0	43.0
12/10/2024	16:26	46.0		47.8	43.0
12/10/2024	16:31	46.2		47.9	43.6
12/10/2024	16:36	46.0		47.6	45.0
12/10/2024	16:41	48.6	46.4	50.6	45.3
12/10/2024	16:46	45.3		47.4	43.1
12/10/2024	16:51	45.5		47.5	43.3
12/10/2024	16:56	45.9		49.1	44.4
12/10/2024	17:01	47.3		48.3	45.4
12/10/2024	17:06	48.1		50.5	46.6
12/10/2024	17:11	49.1	48.8	50.8	46.9
12/10/2024	17:16	48.1		49.0	46.2
12/10/2024	17:21	48.2		50.0	46.3
12/10/2024	17:26	50.9		53.9	47.7
12/10/2024	17:31	50.8		53.9	45.6
12/10/2024	17:36	55.4		57.4	48.4
12/10/2024	17:41	55.7	52.4	59.6	44.8
12/10/2024	17:46	50.6		52.5	46.4
12/10/2024	17:51	47.9		49.7	44.8
12/10/2024	17:56	45.7		48.0	44.7
12/10/2024	18:01	46.4		48.2	45.1
12/10/2024	18:06	46.1		47.0	44.4
12/10/2024	18:11	46.0	47.9	47.8	44.4
12/10/2024	18:16	47.4		48.8	45.6
12/10/2024	18:21	49.4		54.1	46.8
12/10/2024	18:26	50.2		51.9	46.9
12/10/2024	18:31	47.5		48.8	45.9
12/10/2024	18:36	47.1		49.1	46.3
12/10/2024	18:41	47.7	49.5	49.5	46.1
12/10/2024	18:46	49.2		51.1	46.8
12/10/2024	18:51	51.2		52.7	49.7
12/10/2024	18:56	51.9		54.5	50.7
		Mean	46.4		
		Maximum	52.4		
		Minimum	41.7		

Date	Start Time	Leq (5mins)	Leq (30mins)	L10 (5mins)	L90 (5mins)
13/10/2024	7:01	42.7		43.8	42.0
13/10/2024	7:06	43.2		45.0	42.0
13/10/2024	7:11	43.4	44.1	45.2	42.7
13/10/2024	7:16	45.7		47.2	42.3
13/10/2024	7:21	44.8		45.3	43.1
13/10/2024	7:26	44.0		44.7	42.4
13/10/2024	7:31	42.4		44.5	41.5
13/10/2024	7:36	43.4		45.8	42.6
13/10/2024	7:41	45.3	44.2	48.1	43.6
13/10/2024	7:46	45.6		48.5	42.9
13/10/2024	7:51	43.1		44.9	42.2
13/10/2024	7:56	44.3		45.1	43.6
13/10/2024	8:01	44.4		45.9	43.9
13/10/2024	8:06	43.6		45.1	42.7
13/10/2024	8:11	43.0	43.4	44.8	42.0
13/10/2024	8:16	42.7		44.2	41.7
13/10/2024	8:21	43.1		45.7	42.8
13/10/2024	8:26	43.5		45.2	43.2
13/10/2024	8:31	43.8		44.6	43.3
13/10/2024	8:36	44.8		45.8	43.7
13/10/2024	8:41	44.9	44.1	45.8	43.6
13/10/2024	8:46	43.7		45.7	42.4
13/10/2024	8:51	43.5		46.4	42.4
13/10/2024	8:56	43.4		45.7	43.0
13/10/2024	9:01	44.0		44.9	42.6
13/10/2024	9:06	43.6		46.1	42.3
13/10/2024	9:11	48.3	47.3	53.0	42.5
13/10/2024	9:16	44.7		46.3	43.0
13/10/2024	9:21	46.0		49.1	43.4
13/10/2024	9:26	51.4		56.2	43.0
13/10/2024	9:31	55.4		60.3	44.4
13/10/2024	9:36	53.0		57.4	46.7
13/10/2024	9:41	53.1	54.0	56.7	47.4
13/10/2024	9:46	54.7		56.3	47.0
13/10/2024	9:51	54.7		59.7	47.0
13/10/2024	9:56	52.5		55.5	46.3
13/10/2024	10:01	58.9		63.5	49.8
13/10/2024	10:06	59.1		64.6	48.5
13/10/2024	10:11	56.7	56.6	61.3	48.8
13/10/2024	10:16	54.7		58.5	46.6
13/10/2024	10:21	53.7		58.0	48.1
13/10/2024	10:26	51.8		55.4	46.9
13/10/2024	10:31	48.2		52.6	43.3
13/10/2024	10:36	55.8		57.8	48.4
13/10/2024	10:41	51.3	52.9	57.6	49.6
13/10/2024	10:46	50.6		55.2	43.0
13/10/2024	10:51	49.9		53.7	42.3
13/10/2024	10:56	55.6		59.8	45.6
13/10/2024	11:01	54.9		60.1	45.7
13/10/2024	11:06	58.1		61.6	50.0
13/10/2024	11:11	53.0	54.9	56.3	49.1
13/10/2024	11:16	53.9		57.4	48.7
13/10/2024	11:21	54.3		58.9	48.6
13/10/2024	11:26	52.4		56.1	45.9
13/10/2024	11:31	52.5		53.9	46.8
13/10/2024	11:36	48.3		50.8	44.9
13/10/2024	11:41	47.8	49.3	50.9	44.3
13/10/2024	11:46	47.6		51.2	45.9
13/10/2024	11:51	49.1		51.5	45.4
13/10/2024	11:56	48.4		51.6	45.2
13/10/2024	12:01	48.3		52.5	43.8
13/10/2024	12:06	54.3		57.1	47.5
13/10/2024	12:11	53.3	51.0	58.0	44.9
13/10/2024	12:16	50.0		53.3	43.7
13/10/2024	12:21	47.4		51.9	42.9
13/10/2024	12:26	46.7		50.8	44.0
13/10/2024	12:31	48.7		51.7	45.1
13/10/2024	12:36	49.6		52.0	46.5
13/10/2024	12:41	46.0	49.2	58.6	44.8
13/10/2024	12:46	45.8		52.0	44.6
13/10/2024	12:51	52.2		54.3	45.7
13/10/2024	12:56	49.8		53.1	44.1
13/10/2024	13:01	50.0		53.0	45.9
13/10/2024	13:06	51.9		55.4	46.4
13/10/2024	13:11	50.7	51.8	53.5	45.4
13/10/2024	13:16	52.6		56.2	48.0
13/10/2024	13:21	52.4		55.3	47.8
13/10/2024	13:26	52.8		55.7	49.1
13/10/2024	13:31	54.3		58.6	50.9
13/10/2024	13:36	53.8		56.6	48.4
13/10/2024	13:41	54.7	55.1	60.8	49.9
13/10/2024	13:46	53.8		57.5	48.1
13/10/2024	13:51	58.4		59.7	48.3
13/10/2024	13:56	53.4		57.9	48.6
13/10/2024	14:01	54.5		57.1	49.3
13/10/2024	14:06	51.7		54.4	46.7
13/10/2024	14:11	50.3	52.6	52.9	46.9
13/10/2024	14:16	54.8		54.8	48.0
13/10/2024	14:21	50.5		53.3	46.9
13/10/2024	14:26	51.3		54.0	46.6
13/10/2024	14:31	51.3		54.4	47.3
13/10/2024	14:36	50.7		53.8	46.3
13/10/2024	14:41	50.9	51.6	53.0	48.1
13/10/2024	14:46	51.7		53.3	47.2
13/10/2024	14:51	51.7		54.2	48.2
13/10/2024	14:56	52.8		54.9	48.5
13/10/2024	15:01	51.3		53.4	47.9
13/10/2024	15:06	50.8		53.8	48.8
13/10/2024	15:11	49.7	50.2	52.1	47.8
13/10/2024	15:16	50.4		54.0	47.5
13/10/2024	15:21	49.7		52.1	47.3
13/10/2024	15:26	49.3		51.9	46.6
13/10/2024	15:31	50.8		56.1	46.7
13/10/2024	15:36	54.3		57.7	49.8
13/10/2024	15:41	53.8	53.3	56.1	48.7
13/10/2024	15:46	54.6		59.6	50.4
13/10/2024	15:51	54.0		56.4	49.1
13/10/2024	15:56	50.5		52.6	45.4
13/10/2024	16:01	45.4		49.0	43.0
13/10/2024	16:06	49.1		52.8	43.9
13/10/2024	16:11	49.5	49.5	53.3	44.7
13/10/2024	16:16	48.6		51.5	45.1
13/10/2024	16:21	47.4		50.7	43.9
13/10/2024	16:26	53.0		54.5	44.3
13/10/2024	16:31	49.7		52.7	45.5
13/10/2024	16:36	49.0		52.3	45.8
13/10/2024	16:41	51.1	50.1	53.9	47.3
13/10/2024	16:46	50.0		53.8	44.7
13/10/2024	16:51	47.8		50.3	44.4
13/10/2024	16:56	51.8		54.0	46.2
13/10/2024	17:01	50.4		51.8	46.4
13/10/2024	17:06	50.9		52.5	48.0
13/10/2024	17:11	50.7	51.1	54.9	48.2
13/10/2024	17:16	50.3		52.1	47.6
13/10/2024	17:21	50.5		52.1	46.7
13/10/2024	17:26	53.1		56.5	48.4
13/10/2024	17:31	54.4		55.3	47.4
13/10/2024	17:36	57.0		59.2	49.3
13/10/2024	17:41	59.9	58.0	61.1	49.6
13/10/2024	17:46	61.8		65.8	47.8
13/10/2024	17:51	56.0		60.3	46.5
13/10/2024	17:56	49.6		52.6	46.2
13/10/2024	18:01	49.9		51.6	46.2
13/10/2024	18:06	48.7		53.1	46.3
13/10/2024	18:11	48.7	52.5	50.9	46.3
13/10/2024	18:16	50.9		52.7	46.4
13/10/2024	18:21	54.4		58.6	48.8
13/10/2024	18:26	56.3		60.0	48.7
13/10/2024	18:31	49.6		52.9	47.4
13/10/2024	18:36	50.5		52.6	47.3
13/10/2024	18:41	50.2	52.0	52.8	47.1
13/10/2024	18:46	51.9		53.1	48.8
13/10/2024	18:51	52.3		55.2	50.7
13/10/2024	18:56	55.0		57.3	51.1
		Mean	50.8		
		Maximum	58.0		
		Minimum	43.4		

Station: CM9

Date	Start Time	Leq (5mins)	Leq (30mins)	L10 (5mins)	L90 (5mins)
14/10/2024	7:01	42.6		43.7	41.1
14/10/2024	7:06	42.4		44.2	40.9
14/10/2024	7:11	42.2	42.5	43.9	41.4
14/10/2024	7:16	42.5		43.8	42.0
14/10/2024	7:21	42.3		43.9	42.1
14/10/2024	7:26	43.0		43.8	41.9
14/10/2024	7:31	42.6		43.4	41.7
14/10/2024	7:36	42.9		45.1	42.9
14/10/2024	7:41	44.8	43.5	48.0	42.6
14/10/2024	7:46	44.8		47.6	42.2
14/10/2024	7:51	42.3		44.1	42.1
14/10/2024	7:56	43.1		43.9	42.3
14/10/2024	8:01	43.5		44.7	42.9
14/10/2024	8:06	43.3		43.9	41.6
14/10/2024	8:11	42.2	43.0	43.9	41.4
14/10/2024	8:16	42.3		43.2	41.3
14/10/2024	8:21	43.2		43.9	41.9
14/10/2024	8:26	43.0		44.4	42.8
14/10/2024	8:31	42.9		44.3	42.8
14/10/2024	8:36	43.2		44.7	42.5
14/10/2024	8:41	44.0	43.0	44.3	42.9
14/10/2024	8:46	42.2		43.8	42.0
14/10/2024	8:51	42.3		44.2	42.3
14/10/2024	8:56	43.1		44.7	42.1
14/10/2024	9:01	43.3		44.6	42.3
14/10/2024	9:06	43.5		44.7	42.3
14/10/2024	9:11	45.3	44.4	46.3	42.3
14/10/2024	9:16	43.4		44.8	42.0
14/10/2024	9:21	43.8		46.4	43.2
14/10/2024	9:26	46.1		49.1	42.3
14/10/2024	9:31	48.1		53.4	44.2
14/10/2024	9:36	48.8		52.0	44.5
14/10/2024	9:41	48.1	48.6	50.8	46.4
14/10/2024	9:46	49.2		51.1	45.8
14/10/2024	9:51	49.9		53.2	45.4
14/10/2024	9:56	47.1		50.2	45.6
14/10/2024	10:01	53.1		56.3	47.9
14/10/2024	10:06	53.1		56.7	46.7
14/10/2024	10:11	50.9	50.9	55.0	46.5
14/10/2024	10:16	48.7		52.1	44.8
14/10/2024	10:21	49.4		52.6	46.6
14/10/2024	10:26	46.8		49.8	44.7
14/10/2024	10:31	44.9		47.0	43.5
14/10/2024	10:36	50.3		53.6	46.1
14/10/2024	10:41	47.8	47.4	52.2	45.5
14/10/2024	10:46	45.4		49.3	42.2
14/10/2024	10:51	44.7		48.0	42.0
14/10/2024	10:56	48.4		52.5	43.8
14/10/2024	11:01	50.2		53.0	44.1
14/10/2024	11:06	52.7		55.1	46.7
14/10/2024	11:11	49.0	49.9	50.9	45.0
14/10/2024	11:16	48.5		50.3	45.8
14/10/2024	11:21	49.1		52.4	46.0
14/10/2024	11:26	47.8		49.5	43.7
14/10/2024	11:31	49.5		51.2	45.0
14/10/2024	11:36	46.3		47.7	44.3
14/10/2024	11:41	45.9	47.1	47.9	44.2
14/10/2024	11:46	46.7		47.9	44.7
14/10/2024	11:51	46.7		49.3	44.6
14/10/2024	11:56	46.4		49.5	44.6
14/10/2024	12:01	45.3		47.9	42.9
14/10/2024	12:06	49.1		51.2	45.1
14/10/2024	12:11	48.0	46.7	49.9	44.8
14/10/2024	12:16	45.8		48.0	42.7
14/10/2024	12:21	44.0		46.9	42.3
14/10/2024	12:26	46.2		47.6	43.8
14/10/2024	12:31	45.3		48.9	44.4
14/10/2024	12:36	46.5		49.2	45.8
14/10/2024	12:41	44.0	45.9	54.9	41.8
14/10/2024	12:46	42.6		59.7	40.2
14/10/2024	12:51	48.2		51.0	45.7
14/10/2024	12:56	46.3		48.7	43.4
14/10/2024	13:01	46.9		49.1	45.5
14/10/2024	13:06	47.6		50.8	45.7
14/10/2024	13:11	47.4	48.9	50.0	44.6
14/10/2024	13:16	50.2		52.3	47.5
14/10/2024	13:21	48.4		51.0	46.6
14/10/2024	13:26	51.2		53.8	48.5
14/10/2024	13:31	52.2		55.1	49.5
14/10/2024	13:36	50.4		52.7	47.2
14/10/2024	13:41	50.9	51.5	55.0	48.6
14/10/2024	13:46	50.0		53.0	47.1
14/10/2024	13:51	53.2		54.1	46.8
14/10/2024	13:56	51.7		55.4	47.7
14/10/2024	14:01	50.2		53.3	47.2
14/10/2024	14:06	47.9		51.6	45.2
14/10/2024	14:11	48.6	49.1	50.3	46.5
14/10/2024	14:16	50.3		51.4	47.1
14/10/2024	14:21	47.9		51.4	46.6
14/10/2024	14:26	49.3		50.4	46.1
14/10/2024	14:31	48.2		51.2	46.7
14/10/2024	14:36	48.7		51.4	45.9
14/10/2024	14:41	48.4	49.3	51.2	46.6
14/10/2024	14:46	49.1		50.9	46.3
14/10/2024	14:51	49.1		51.6	47.5
14/10/2024	14:56	51.3		53.6	47.5
14/10/2024	15:01	48.9		51.1	47.0
14/10/2024	15:06	49.8		52.4	47.6
14/10/2024	15:11	48.8	48.9	50.7	47.3
14/10/2024	15:16	49.5		52.3	46.8
14/10/2024	15:21	48.6		50.9	46.6
14/10/2024	15:26	47.7		49.7	45.6
14/10/2024	15:31	49.4		52.2	46.1
14/10/2024	15:36	51.6		53.4	48.4
14/10/2024	15:41	50.0	50.0	52.8	47.9
14/10/2024	15:46	50.0		52.9	49.4
14/10/2024	15:51	49.4		52.1	48.2
14/10/2024	15:56	48.8		51.0	44.7
14/10/2024	16:01	44.5		46.3	43.1
14/10/2024	16:06	45.4		47.6	43.3
14/10/2024	16:11	45.9	46.1	48.2	43.7
14/10/2024	16:16	46.8		48.4	44.3
14/10/2024	16:21	45.2		47.8	43.9
14/10/2024	16:26	48.0		49.8	44.3
14/10/2024	16:31	47.4		49.2	44.5
14/10/2024	16:36	46.9		48.6	44.8
14/10/2024	16:41	48.9	47.3	51.5	46.5
14/10/2024	16:46	46.7		49.9	44.5
14/10/2024	16:51	45.5		48.1	43.9
14/10/2024	16:56	47.9		49.4	44.8
14/10/2024	17:01	47.7		49.8	45.5
14/10/2024	17:06	49.6		51.7	47.5
14/10/2024	17:11	49.4	49.2	51.7	47.9
14/10/2024	17:16	47.9		50.0	47.4
14/10/2024	17:21	48.6		50.9	46.9
14/10/2024	17:26	51.2		54.5	48.3
14/10/2024	17:31	50.9		54.0	46.3
14/10/2024	17:36	55.9		58.7	48.8
14/10/2024	17:41	56.5	54.2	59.8	47.9
14/10/2024	17:46	56.4		59.3	47.6
14/10/2024	17:51	50.9		53.3	46.6
14/10/2024	17:56	47.0		48.8	45.1
14/10/2024	18:01	47.2		49.1	46.0
14/10/2024	18:06	46.5		49.9	45.6
14/10/2024	18:11	46.7	48.8	48.8	45.7
14/10/2024	18:16	47.5		49.5	45.9
14/10/2024	18:21	50.7		54.1	47.2
14/10/2024	18:26	51.4		54.1	48.4
14/10/2024	18:31	48.5		50.2	46.6
14/10/2024	18:36	47.7		50.7	46.5
14/10/2024	18:41	47.7	50.0	50.1	46.5
14/10/2024	18:46	49.5		51.3	47.6
14/10/2024	18:51	52.0		54.1	50.5
14/10/2024	18:56	52.3		55.2	50.9
		Mean	47.8		
		Maximum	54.2		
		Minimum	42.5		

Date	Start Time	Leq (5mins)	Leq (30mins)	L10 (5mins)	L90 (5mins)
15/10/2024	7:01	43.0		44.2	40.8
15/10/2024	7:06	42.1		43.4	40.6
15/10/2024	7:11	43.2	42.8	44.9	41.6
15/10/2024	7:16	43.8		44.9	41.6
15/10/2024	7:21	42.5		44.6	41.5
15/10/2024	7:26	42.1		44.3	41.2
15/10/2024	7:31	42.8		43.8	41.2
15/10/2024	7:36	44.1		44.4	42.8
15/10/2024	7:41	44.2	43.9	47.4	42.2
15/10/2024	7:46	44.6		48.3	42.2
15/10/2024	7:51	43.4		44.7	42.3
15/10/2024	7:56	43.9		44.4	42.1
15/10/2024	8:01	44.3		45.3	43.2
15/10/2024	8:06	43.2		44.2	41.8
15/10/2024	8:11	42.8	43.4	44.2	42.3
15/10/2024	8:16	42.8		44.3	41.7
15/10/2024	8:21	43.1		44.1	42.1
15/10/2024	8:26	43.9		44.7	43.1
15/10/2024	8:31	43.8		44.0	42.6
15/10/2024	8:36	44.4		44.9	43.1
15/10/2024	8:41	43.5	43.5	45.3	43.1
15/10/2024	8:46	43.0		44.9	42.7
15/10/2024	8:51	43.4		44.4	42.1
15/10/2024	8:56	42.8		44.7	42.0
15/10/2024	9:01	42.9		44.9	41.6
15/10/2024	9:06	43.6		45.3	42.1
15/10/2024	9:11	46.0	44.9	48.1	42.4
15/10/2024	9:16	43.1		45.8	42.2
15/10/2024	9:21	45.1		47.6	42.7
15/10/2024	9:26	46.9		51.0	42.5
15/10/2024	9:31	50.6		54.8	43.2
15/10/2024	9:36	48.8		53.4	45.2
15/10/2024	9:41	49.0	49.7	52.6	45.2
15/10/2024	9:46	49.9		53.4	45.9
15/10/2024	9:51	51.0		54.4	45.6
15/10/2024	9:56	48.2		51.8	44.6
15/10/2024	10:01	53.8		58.6	47.1
15/10/2024	10:06	55.1		60.0	44.7
15/10/2024	10:11	53.1	52.4	56.6	46.3
15/10/2024	10:16	50.1		54.8	44.2
15/10/2024	10:21	50.6		53.7	46.5
15/10/2024	10:26	47.9		51.0	44.6
15/10/2024	10:31	46.5		48.5	43.1
15/10/2024	10:36	51.3		54.8	45.7
15/10/2024	10:41	49.5	49.1	53.8	45.7
15/10/2024	10:46	46.9		51.0	41.9
15/10/2024	10:51	45.9		49.8	41.6
15/10/2024	10:56	51.1		55.4	42.3
15/10/2024	11:01	50.4		55.4	42.8
15/10/2024	11:06	54.0		57.3	46.5
15/10/2024	11:11	49.1	50.7	53.1	45.1
15/10/2024	11:16	49.2		53.0	44.6
15/10/2024	11:21	50.2		54.5	45.6
15/10/2024	11:26	48.8		50.6	43.9
15/10/2024	11:31	50.5		51.6	45.1
15/10/2024	11:36	46.4		49.2	44.4
15/10/2024	11:41	46.2	47.6	48.7	43.5
15/10/2024	11:46	47.2		48.8	44.7
15/10/2024	11:51	46.8		49.2	45.1
15/10/2024	11:56	47.1		49.1	44.3
15/10/2024	12:01	46.8		48.9	43.2
15/10/2024	12:06	49.2		51.9	45.8
15/10/2024	12:11	49.1	48.1	52.7	44.9
15/10/2024	12:16	46.9		49.2	42.5
15/10/2024	12:21	45.3		47.7	42.1
15/10/2024	12:26	49.7		50.7	43.3
15/10/2024	12:31	46.4		49.5	44.2
15/10/2024	12:36	48.0		50.0	45.5
15/10/2024	12:41	48.8	47.7	54.3	46.3
15/10/2024	12:46	43.9		50.7	42.0
15/10/2024	12:51	50.1		51.0	45.3
15/10/2024	12:56	46.5		49.9	43.3
15/10/2024	13:01	48.1		49.7	44.7
15/10/2024	13:06	48.3		52.2	46.2
15/10/2024	13:11	47.8	49.6	50.8	45.3
15/10/2024	13:16	51.3		53.7	47.6
15/10/2024	13:21	50.1		52.8	46.9
15/10/2024	13:26	50.8		53.8	48.1
15/10/2024	13:31	53.0		56.1	49.4
15/10/2024	13:36	50.3		53.4	46.8
15/10/2024	13:41	52.4	52.6	56.3	48.7
15/10/2024	13:46	50.8		53.6	47.7
15/10/2024	13:51	55.0		55.0	47.4
15/10/2024	13:56	52.2		56.2	47.1
15/10/2024	14:01	50.3		53.1	47.8
15/10/2024	14:06	48.1		51.1	45.1
15/10/2024	14:11	49.3	49.7	51.8	45.8
15/10/2024	14:16	51.5		52.2	47.1
15/10/2024	14:21	48.8		51.3	46.1
15/10/2024	14:26	49.3		51.7	46.1
15/10/2024	14:31	49.5		52.0	46.5
15/10/2024	14:36	49.4		51.2	45.7
15/10/2024	14:41	49.9	49.7	51.2	47.3
15/10/2024	14:46	49.1		52.1	47.1
15/10/2024	14:51	49.3		52.8	47.8
15/10/2024	14:56	50.9		54.1	47.9
15/10/2024	15:01	49.2		51.5	47.1
15/10/2024	15:06	49.8		52.1	47.7
15/10/2024	15:11	49.1	49.2	51.8	47.2
15/10/2024	15:16	49.6		52.1	46.8
15/10/2024	15:21	49.3		50.6	47.2
15/10/2024	15:26	47.6		50.2	46.4
15/10/2024	15:31	49.6		53.1	46.6
15/10/2024	15:36	51.6		54.0	48.7
15/10/2024	15:41	50.8	50.4	52.6	47.9
15/10/2024	15:46	51.2		54.0	49.3
15/10/2024	15:51	50.0		53.2	47.9
15/10/2024	15:56	47.9		50.7	44.8
15/10/2024	16:01	43.7		46.7	42.5
15/10/2024	16:06	45.9		48.6	42.7
15/10/2024	16:11	48.0	46.9	49.3	44.0
15/10/2024	16:16	47.2		49.7	44.5
15/10/2024	16:21	45.6		49.1	43.5
15/10/2024	16:26	49.1		50.1	44.4
15/10/2024	16:31	46.9		50.1	45.0
15/10/2024	16:36	48.2		49.2	45.5
15/10/2024	16:41	50.0	48.1	51.2	46.2
15/10/2024	16:46	47.9		50.9	44.2
15/10/2024	16:51	46.2		49.4	44.7
15/10/2024	16:56	48.2		49.9	45.0
15/10/2024	17:01	48.6		49.6	45.4
15/10/2024	17:06	50.0		51.1	47.8
15/10/2024	17:11	50.1	49.8	52.0	47.4
15/10/2024	17:16	49.1		50.8	47.3
15/10/2024	17:21	48.1		51.1	46.6
15/10/2024	17:26	51.8		55.1	48.1
15/10/2024	17:31	51.4		54.2	47.1
15/10/2024	17:36	55.2		58.9	48.2
15/10/2024	17:41	56.4	54.7	60.2	47.5
15/10/2024	17:46	58.2		61.4	46.8
15/10/2024	17:51	51.7		55.4	45.2
15/10/2024	17:56	47.0		49.8	45.1
15/10/2024	18:01	48.0		49.3	45.8
15/10/2024	18:06	47.7		50.7	45.9
15/10/2024	18:11	47.8	49.5	48.8	45.4
15/10/2024	18:16	48.3		50.2	46.8
15/10/2024	18:21	51.1		54.7	47.9
15/10/2024	18:26	52.1		56.4	48.0
15/10/2024	18:31	48.7		50.9	46.8
15/10/2024	18:36	49.1		51.3	46.3
15/10/2024	18:41	48.3	50.7	50.1	47.2
15/10/2024	18:46	50.3		51.2	47.8
15/10/2024	18:51	52.4		53.7	50.7
15/10/2024	18:56	53.1		55.9	51.1
		Mean	48.5		
		Maximum	54.7		
		Minimum	42.8		

Date	Start Time	Leq (5mins)	Leq (30mins)	L10 (5mins)	L90 (5mins)
16/10/2024	7:01	42.1	41.9	43.1	40.7
16/10/2024	7:06	41.2		43.7	40.1
16/10/2024	7:11	41.6		43.8	41.4
16/10/2024	7:16	42.6		43.0	41.3
16/10/2024	7:21	42.2		43.5	41.8
16/10/2024	7:26	41.6		43.8	40.7
16/10/2024	7:31	41.7	43.1	43.3	41.4
16/10/2024	7:36	43.3		44.3	42.0
16/10/2024	7:41	43.9		47.5	41.2
16/10/2024	7:46	44.0		47.8	42.3
16/10/2024	7:51	42.6		43.6	41.0
16/10/2024	7:56	42.7		44.1	42.0
16/10/2024	8:01	43.0	42.5	44.7	42.1
16/10/2024	8:06	42.8		43.4	41.7
16/10/2024	8:11	41.4		43.8	40.5
16/10/2024	8:16	42.0		43.3	41.2
16/10/2024	8:21	42.9		43.5	41.7
16/10/2024	8:26	42.7		43.8	41.5
16/10/2024	8:31	43.0	42.6	43.6	41.5
16/10/2024	8:36	43.1		44.1	42.1
16/10/2024	8:41	42.5		44.2	42.4
16/10/2024	8:46	42.4		43.2	41.3
16/10/2024	8:51	41.6		43.4	41.3
16/10/2024	8:56	42.7		43.3	41.2
16/10/2024	9:01	42.2	42.9	43.8	41.6
16/10/2024	9:06	42.7		43.5	41.4
16/10/2024	9:11	42.9		44.8	41.5
16/10/2024	9:16	42.8		43.8	41.7
16/10/2024	9:21	43.1		46.2	42.2
16/10/2024	9:26	43.6		45.4	42.6
16/10/2024	9:31	43.6	45.5	46.2	42.7
16/10/2024	9:36	45.2		47.5	42.8
16/10/2024	9:41	46.3		47.8	43.8
16/10/2024	9:46	45.6		48.2	43.3
16/10/2024	9:51	45.9		48.2	43.5
16/10/2024	9:56	45.7		47.7	44.3
16/10/2024	10:01	47.7	46.5	51.5	44.2
16/10/2024	10:06	47.2		50.3	42.7
16/10/2024	10:11	46.7		50.5	43.7
16/10/2024	10:16	46.0		48.5	43.0
16/10/2024	10:21	46.5		48.6	43.9
16/10/2024	10:26	44.7		46.8	42.6
16/10/2024	10:31	44.5	45.7	45.6	42.6
16/10/2024	10:36	48.1		50.9	44.1
16/10/2024	10:41	47.6		49.5	42.1
16/10/2024	10:46	42.5		45.1	41.7
16/10/2024	10:51	43.3		45.7	41.5
16/10/2024	10:56	45.0		47.7	41.1
16/10/2024	11:01	46.4	46.1	50.2	42.1
16/10/2024	11:06	48.4		51.7	44.0
16/10/2024	11:11	45.6		47.9	42.7
16/10/2024	11:16	44.6		47.9	42.0
16/10/2024	11:21	45.9		49.7	42.6
16/10/2024	11:26	44.7		46.5	42.6
16/10/2024	11:31	47.1	45.9	48.8	44.1
16/10/2024	11:36	45.7		47.6	43.0
16/10/2024	11:41	45.0		46.6	43.0
16/10/2024	11:46	45.0		47.4	44.5
16/10/2024	11:51	46.6		48.2	44.0
16/10/2024	11:56	45.5		48.4	43.8
16/10/2024	12:01	44.7	44.5	46.3	42.3
16/10/2024	12:06	45.4		46.7	43.2
16/10/2024	12:11	45.4		47.1	43.9
16/10/2024	12:16	44.3		47.0	42.9
16/10/2024	12:21	43.0		45.2	41.4
16/10/2024	12:26	43.4		45.8	42.2
16/10/2024	12:31	44.7	47.2	47.3	43.2
16/10/2024	12:36	46.4		48.7	44.8
16/10/2024	12:41	48.6		49.4	45.3
16/10/2024	12:46	49.5		54.0	44.4
16/10/2024	12:51	46.1		47.8	44.6
16/10/2024	12:56	45.8		48.0	42.0
16/10/2024	13:01	46.2	47.4	48.1	43.5
16/10/2024	13:06	45.8		48.4	45.2
16/10/2024	13:11	46.1		48.1	44.9
16/10/2024	13:16	48.3		50.5	45.4
16/10/2024	13:21	47.3		50.4	45.3
16/10/2024	13:26	49.5		52.1	46.8
16/10/2024	13:31	50.4	49.3	52.8	48.7
16/10/2024	13:36	47.8		50.9	46.3
16/10/2024	13:41	49.6		51.9	46.7
16/10/2024	13:46	48.1		50.4	46.5
16/10/2024	13:51	48.3		51.3	46.4
16/10/2024	13:56	50.7		55.0	46.2
16/10/2024	14:01	48.2	47.7	50.8	46.4
16/10/2024	14:06	47.4		49.8	45.1
16/10/2024	14:11	47.1		49.4	44.9
16/10/2024	14:16	48.7		51.1	46.0
16/10/2024	14:21	47.1		49.8	45.2
16/10/2024	14:26	47.5		50.7	46.1
16/10/2024	14:31	47.6	48.6	49.5	45.8
16/10/2024	14:36	47.5		49.7	45.2
16/10/2024	14:41	48.2		50.3	45.9
16/10/2024	14:46	48.5		50.4	45.8
16/10/2024	14:51	48.7		50.5	46.3
16/10/2024	14:56	50.5		53.1	46.0
16/10/2024	15:01	48.4	48.2	50.9	46.3
16/10/2024	15:06	49.0		50.8	47.5
16/10/2024	15:11	48.5		50.2	45.9
16/10/2024	15:16	48.5		51.1	45.8
16/10/2024	15:21	47.6		50.1	46.4
16/10/2024	15:26	46.7		49.0	45.7
16/10/2024	15:31	48.7		52.2	45.6
		Mean	45.1		
		Maximum	49.3		
		Minimum	41.9		

Summary of Noise Monitoring Results during 07:00 - 19:00 at CM9	
	Leq (30mins)
Mean	47.7
Maximum	62.0
Minimum	41.1

Note:
1. The Leq (5mins) values within the time slots that do not have six consecutive Leq (5mins) values are not included in calculation of Leq (30mins).
2. Short periods of data gaps in tables are due to suspension of monitoring during replacement of batteries for the sound level meter.

Station: CM9

Date	Start Time	Leq (5mins)	Leq (30mins)	L10 (5mins)	L90 (5mins)
2/10/2024	19:00	43.2	43.0	44.7	41.3
2/10/2024	19:05	42.3		44.1	41.7
2/10/2024	19:10	43.0		44.2	40.8
2/10/2024	19:15	42.1		43.4	40.6
2/10/2024	19:20	43.2		44.9	41.6
2/10/2024	19:25	43.8		44.9	41.6
2/10/2024	19:30	42.5	43.5	44.6	41.5
2/10/2024	19:35	42.1		44.3	41.2
2/10/2024	19:40	42.8		43.8	41.2
2/10/2024	19:45	44.1		44.4	42.8
2/10/2024	19:50	44.2		47.4	42.2
2/10/2024	19:55	44.6		48.3	42.2
2/10/2024	20:00	43.4	43.4	44.7	42.3
2/10/2024	20:05	43.9		44.4	42.1
2/10/2024	20:10	44.3		45.3	43.2
2/10/2024	20:15	43.2		44.2	41.8
2/10/2024	20:20	42.8		44.2	42.3
2/10/2024	20:25	42.8		44.3	41.7
2/10/2024	20:30	43.1	43.6	44.1	42.1
2/10/2024	20:35	43.9		44.7	43.1
2/10/2024	20:40	43.8		44.0	42.6
2/10/2024	20:45	44.4		44.9	43.1
2/10/2024	20:50	43.5		45.3	43.1
2/10/2024	20:55	43.0		44.9	42.7
2/10/2024	21:00	43.4	43.8	44.4	42.1
2/10/2024	21:05	42.8		44.7	42.0
2/10/2024	21:10	42.9		44.9	41.6
2/10/2024	21:15	43.6		45.3	42.1
2/10/2024	21:20	46.0		48.1	42.4
2/10/2024	21:25	43.1		45.8	42.2
2/10/2024	21:30	45.1	48.7	47.6	42.7
2/10/2024	21:35	46.9		51.0	42.5
2/10/2024	21:40	50.6		54.8	43.2
2/10/2024	21:45	48.8		53.4	45.2
2/10/2024	21:50	49.0		52.6	45.2
2/10/2024	21:55	49.9		53.4	45.9
2/10/2024	22:00	51.0	52.5	54.4	45.6
2/10/2024	22:05	48.2		51.8	44.6
2/10/2024	22:10	53.8		58.6	47.1
2/10/2024	22:15	55.1		60.0	44.7
2/10/2024	22:20	53.1		56.6	46.3
2/10/2024	22:25	50.1		54.8	44.2
2/10/2024	22:30	50.6	53.4	53.7	46.5
2/10/2024	22:35	47.9		51.0	44.6
2/10/2024	22:40	46.5		48.5	43.1
2/10/2024	22:45	51.3		54.8	45.7
2/10/2024	22:50	59.5		62.8	45.7
2/10/2024	22:55	46.9		51.0	41.9
		Mean	46.5		
		Maximum	53.4		
		Minimum	43.0		

Date	Start Time	Leq (5mins)	Leq (30mins)	L10 (5mins)	L90 (5mins)
3/10/2024	19:00	48.5	50.9	49.1	46.2
3/10/2024	19:05	48.6		59.5	51.8
3/10/2024	19:10	48.0		60.8	50.5
3/10/2024	19:15	48.5		59.1	52.4
3/10/2024	19:20	53.4		57.3	51.0
3/10/2024	19:25	53.7		55.8	49.9
3/10/2024	19:30	55.6	54.4	56.5	50.1
3/10/2024	19:35	55.1		58.1	50.2
3/10/2024	19:40	57.5		61.4	52.1
3/10/2024	19:45	51.0		59.0	51.2
3/10/2024	19:50	51.4		57.8	49.9
3/10/2024	19:55	51.2		58.8	50.4
3/10/2024	20:00	51.3	50.5	58.8	49.0
3/10/2024	20:05	51.6		73.0	61.0
3/10/2024	20:10	52.8		63.4	49.7
3/10/2024	20:15	49.7		54.5	49.8
3/10/2024	20:20	46.9		58.7	51.5
3/10/2024	20:25	48.2		62.5	52.7
3/10/2024	20:30	47.8	48.6	56.6	52.3
3/10/2024	20:35	46.2		57.3	51.9
3/10/2024	20:40	48.1		59.8	53.3
3/10/2024	20:45	51.5		55.2	52.3
3/10/2024	20:50	48.0		60.2	52.0
3/10/2024	20:55	48.3		67.0	53.1
3/10/2024	21:00	49.2	48.1	57.3	52.4
3/10/2024	21:05	47.0		64.1	53.3
3/10/2024	21:10	47.5		56.3	52.8
3/10/2024	21:15	48.7		58.6	53.4
3/10/2024	21:20	47.6		66.1	55.0
3/10/2024	21:25	47.9		59.0	55.2
3/10/2024	21:30	45.7	46.1	58.9	54.7
3/10/2024	21:35	45.7		57.5	53.9
3/10/2024	21:40	45.9		59.4	54.3
3/10/2024	21:45	46.1		61.5	55.1
3/10/2024	21:50	47.0		59.1	54.7
3/10/2024	21:55	46.4		60.4	54.8
3/10/2024	22:00	45.9	45.6	63.7	55.5
3/10/2024	22:05	45.8		60.5	54.3
3/10/2024	22:10	45.2		59.8	54.8
3/10/2024	22:15	45.4		58.1	50.7
3/10/2024	22:20	46.0		53.3	48.5
3/10/2024	22:25	45.0		55.5	49.6
3/10/2024	22:30	44.8	44.6	53.4	49.6
3/10/2024	22:35	44.6		51.9	48.2
3/10/2024	22:40	44.2		56.5	52.3
3/10/2024	22:45	44.6		62.5	52.7
3/10/2024	22:50	44.6		56.6	51.9
3/10/2024	22:55	44.5		55.4	52.0
		Mean	48.6		
		Maximum	54.4		
		Minimum	44.6		

Station: CM9

Date	Start Time	Leq (5mins)	Leq (30mins)	L10 (5mins)	L90 (5mins)
4/10/2024	19:00	46.6		47.7	45.5
4/10/2024	19:05	47.0		48.4	45.9
4/10/2024	19:10	46.9	47.8	48.0	45.8
4/10/2024	19:15	47.4		48.9	45.8
4/10/2024	19:20	49.0		50.8	46.4
4/10/2024	19:25	49.3		51.5	46.6
4/10/2024	19:30	50.7		52.3	47.2
4/10/2024	19:35	49.9		52.4	47.2
4/10/2024	19:40	50.5	50.0	52.9	47.1
4/10/2024	19:45	48.5		50.3	46.2
4/10/2024	19:50	50.0		52.9	46.7
4/10/2024	19:55	49.9		53.7	46.5
4/10/2024	20:00	50.3		53.5	47.4
4/10/2024	20:05	50.6		53.5	46.7
4/10/2024	20:10	51.8	49.5	54.9	46.8
4/10/2024	20:15	48.8		51.8	45.3
4/10/2024	20:20	45.8		46.6	44.9
4/10/2024	20:25	46.6		47.7	45.1
4/10/2024	20:30	46.7		48.1	45.2
4/10/2024	20:35	45.4		46.3	44.4
4/10/2024	20:40	46.4	46.7	48.0	44.7
4/10/2024	20:45	48.0		49.1	45.9
4/10/2024	20:50	46.9		47.9	45.8
4/10/2024	20:55	46.6		47.6	45.7
4/10/2024	21:00	47.4		48.3	45.5
4/10/2024	21:05	45.8		47.0	44.6
4/10/2024	21:10	45.9	46.3	47.0	44.8
4/10/2024	21:15	46.8		48.2	45.4
4/10/2024	21:20	46.0		47.0	45.0
4/10/2024	21:25	45.4		46.7	44.3
4/10/2024	21:30	44.6		45.6	43.5
4/10/2024	21:35	44.7		45.8	43.7
4/10/2024	21:40	44.7	44.9	45.6	44.0
4/10/2024	21:45	45.0		46.1	43.8
4/10/2024	21:50	45.3		46.6	44.0
4/10/2024	21:55	45.3		46.7	44.1
4/10/2024	22:00	44.8		46.0	43.6
4/10/2024	22:05	44.8		45.5	43.9
4/10/2024	22:10	44.4	44.6	44.9	43.7
4/10/2024	22:15	44.5		45.1	43.8
4/10/2024	22:20	44.9		46.0	43.9
4/10/2024	22:25	44.2		44.8	43.5
4/10/2024	22:30	44.0		44.5	43.4
4/10/2024	22:35	43.6		44.5	42.8
4/10/2024	22:40	43.5	43.7	43.9	43.0
4/10/2024	22:45	43.8		44.7	43.1
4/10/2024	22:50	43.5		44.2	42.9
4/10/2024	22:55	43.6		44.2	43.0
		Mean	46.7		
		Maximum	50.0		
		Minimum	43.7		

Date	Start Time	Leq (5mins)	Leq (30mins)	L10 (5mins)	L90 (5mins)
5/10/2024	19:00	50.8		50.9	46.8
5/10/2024	19:05	50.5		52.8	47.2
5/10/2024	19:10	49.4	54.4	51.1	47.3
5/10/2024	19:15	49.9		51.8	47.4
5/10/2024	19:20	57.8		61.8	49.4
5/10/2024	19:25	58.1		61.4	49.7
5/10/2024	19:30	59.3		64.1	49.2
5/10/2024	19:35	59.2		63.0	49.8
5/10/2024	19:40	63.0	58.5	66.3	51.8
5/10/2024	19:45	53.9		56.3	48.4
5/10/2024	19:50	52.6		55.5	48.8
5/10/2024	19:55	52.7		56.4	47.9
5/10/2024	20:00	52.3		55.2	49.0
5/10/2024	20:05	52.6		55.0	48.5
5/10/2024	20:10	53.9	51.8	57.1	48.8
5/10/2024	20:15	50.8		52.9	46.8
5/10/2024	20:20	48.5		50.0	46.2
5/10/2024	20:25	50.4		51.2	46.5
5/10/2024	20:30	49.3		51.5	46.4
5/10/2024	20:35	47.2		48.5	45.6
5/10/2024	20:40	50.0	51.0	52.7	46.5
5/10/2024	20:45	55.1		57.1	47.5
5/10/2024	20:50	49.4		51.4	47.3
5/10/2024	20:55	50.4		52.6	47.1
5/10/2024	21:00	51.4		55.3	47.1
5/10/2024	21:05	48.4		50.4	45.8
5/10/2024	21:10	49.3	50.2	51.6	46.2
5/10/2024	21:15	50.8		53.0	47.0
5/10/2024	21:20	49.5		50.6	46.7
5/10/2024	21:25	50.8		52.3	45.7
5/10/2024	21:30	47.1		48.8	44.9
5/10/2024	21:35	46.9		48.6	45.0
5/10/2024	21:40	47.3	47.7	48.9	45.3
5/10/2024	21:45	47.5		49.0	45.4
5/10/2024	21:50	49.1		51.1	45.5
5/10/2024	21:55	47.9		50.1	45.4
5/10/2024	22:00	47.3		49.4	44.9
5/10/2024	22:05	47.1		49.1	45.2
5/10/2024	22:10	46.3	46.9	47.3	45.2
5/10/2024	22:15	46.5		47.7	45.3
5/10/2024	22:20	47.5		49.6	45.2
5/10/2024	22:25	46.3		48.0	44.7
5/10/2024	22:30	46.2		48.5	44.4
5/10/2024	22:35	45.9		48.0	43.9
5/10/2024	22:40	45.1	45.8	45.9	44.0
5/10/2024	22:45	45.6		46.5	44.1
5/10/2024	22:50	46.0		48.1	44.0
5/10/2024	22:55	45.6		46.9	44.2
		Mean	50.8		
		Maximum	58.5		
		Minimum	45.8		

Station: CM9

Date	Start Time	Leq (5mins)	Leq (30mins)	L10 (5mins)	L90 (5mins)
6/10/2024	19:00	47.7		48.6	46.2
6/10/2024	19:05	48.1		49.4	46.5
6/10/2024	19:10	47.7	49.8	48.7	46.5
6/10/2024	19:15	48.2		49.7	46.6
6/10/2024	19:20	51.9		54.4	48.1
6/10/2024	19:25	52.4		54.2	48.9
6/10/2024	19:30	54.3		58.1	48.4
6/10/2024	19:35	53.5		56.5	48.9
6/10/2024	19:40	55.7	53.0	58.1	51.1
6/10/2024	19:45	50.1		52.0	47.4
6/10/2024	19:50	50.9		53.5	47.7
6/10/2024	19:55	50.7		54.5	47.1
6/10/2024	20:00	51.0		53.7	48.1
6/10/2024	20:05	51.3		53.9	47.6
6/10/2024	20:10	52.4	50.2	55.2	47.8
6/10/2024	20:15	49.4		52.1	46.1
6/10/2024	20:20	46.6		47.8	45.5
6/10/2024	20:25	47.5		49.0	45.8
6/10/2024	20:30	47.5		48.8	45.7
6/10/2024	20:35	46.0		46.8	45.0
6/10/2024	20:40	47.5	48.0	49.2	45.6
6/10/2024	20:45	50.3		50.8	46.7
6/10/2024	20:50	47.7		48.8	46.6
6/10/2024	20:55	47.7		48.9	46.4
6/10/2024	21:00	48.6		49.9	46.4
6/10/2024	21:05	46.6		48.0	45.2
6/10/2024	21:10	47.0	47.4	48.3	45.5
6/10/2024	21:15	48.1		49.9	46.2
6/10/2024	21:20	47.0		48.0	45.8
6/10/2024	21:25	47.1		47.7	45.0
6/10/2024	21:30	45.3		46.4	44.2
6/10/2024	21:35	45.4		46.6	44.3
6/10/2024	21:40	45.5	45.7	46.6	44.6
6/10/2024	21:45	45.7		46.8	44.6
6/10/2024	21:50	46.4		47.9	44.7
6/10/2024	21:55	46.0		47.5	44.8
6/10/2024	22:00	45.5		46.6	44.3
6/10/2024	22:05	45.5		46.2	44.5
6/10/2024	22:10	45.0	45.3	45.5	44.4
6/10/2024	22:15	45.2		45.8	44.5
6/10/2024	22:20	45.7		47.0	44.5
6/10/2024	22:25	44.8		45.4	44.1
6/10/2024	22:30	44.6		45.3	43.8
6/10/2024	22:35	44.3		45.3	43.4
6/10/2024	22:40	44.0	44.3	44.3	43.5
6/10/2024	22:45	44.3		45.3	43.6
6/10/2024	22:50	44.2		45.3	43.5
6/10/2024	22:55	44.3		44.8	43.6
		Mean	48.0		
		Maximum	53.0		
		Minimum	44.3		

Date	Start Time	Leq (5mins)	Leq (30mins)	L10 (5mins)	L90 (5mins)
7/10/2024	19:00	49.0		51.0	46.9
7/10/2024	19:05	49.9		52.3	47.1
7/10/2024	19:10	49.6	51.9	51.4	47.2
7/10/2024	19:15	49.6		52.0	47.0
7/10/2024	19:20	54.3		58.6	48.2
7/10/2024	19:25	54.7		58.3	48.1
7/10/2024	19:30	56.8		61.9	49.0
7/10/2024	19:35	56.4		61.2	49.6
7/10/2024	19:40	59.1	55.7	62.7	49.9
7/10/2024	19:45	51.5		54.6	48.3
7/10/2024	19:50	52.8		56.0	48.2
7/10/2024	19:55	52.3		57.2	47.9
7/10/2024	20:00	51.9		56.1	49.4
7/10/2024	20:05	52.5		55.8	48.2
7/10/2024	20:10	53.5	51.4	58.0	48.6
7/10/2024	20:15	50.9		53.8	46.5
7/10/2024	20:20	47.9		49.8	45.9
7/10/2024	20:25	49.2		51.2	46.0
7/10/2024	20:30	49.3		51.8	46.2
7/10/2024	20:35	46.7		49.7	45.5
7/10/2024	20:40	49.3	49.6	51.9	46.8
7/10/2024	20:45	52.0		53.4	47.6
7/10/2024	20:50	49.6		51.4	46.7
7/10/2024	20:55	48.8		51.5	46.9
7/10/2024	21:00	50.0		53.2	47.2
7/10/2024	21:05	48.1		51.1	45.9
7/10/2024	21:10	48.4	49.0	50.6	45.8
7/10/2024	21:15	50.2		52.5	47.0
7/10/2024	21:20	48.0		50.8	46.6
7/10/2024	21:25	48.9		51.0	45.4
7/10/2024	21:30	46.8		48.5	44.4
7/10/2024	21:35	46.1		48.8	45.3
7/10/2024	21:40	46.3	47.2	48.6	45.9
7/10/2024	21:45	47.1		48.6	45.3
7/10/2024	21:50	48.6		51.6	45.3
7/10/2024	21:55	47.7		50.4	45.5
7/10/2024	22:00	46.9		49.5	44.5
7/10/2024	22:05	47.2		48.7	45.2
7/10/2024	22:10	46.3	46.6	47.8	45.3
7/10/2024	22:15	47.1		48.4	44.8
7/10/2024	22:20	46.4		49.3	45.7
7/10/2024	22:25	45.8		48.4	44.9
7/10/2024	22:30	45.6		48.0	44.4
7/10/2024	22:35	46.1		48.0	43.8
7/10/2024	22:40	44.6	45.5	46.7	44.0
7/10/2024	22:45	46.3		47.5	44.5
7/10/2024	22:50	45.2		48.6	44.5
7/10/2024	22:55	44.9		47.3	44.4
		Mean	49.6		
		Maximum	55.7		
		Minimum	45.5		

Station: CM9

Date	Start Time	Leq (5mins)	Leq (30mins)	L10 (5mins)	L90 (5mins)
8/10/2024	19:01	52.1		54.3	47.6
8/10/2024	19:06	48.3		50.4	45.9
8/10/2024	19:11	47.6	49.1	49.4	46.0
8/10/2024	19:16	48.7		50.0	46.3
8/10/2024	19:21	48.0		49.9	47.0
8/10/2024	19:26	48.0		51.3	46.5
8/10/2024	19:31	49.7		52.6	47.1
8/10/2024	19:36	50.8		53.2	47.1
8/10/2024	19:41	52.2	50.6	54.5	47.8
8/10/2024	19:46	50.4		54.3	47.9
8/10/2024	19:51	50.9		54.7	48.0
8/10/2024	19:56	49.0		51.7	47.2
8/10/2024	20:01	51.7		54.6	47.1
8/10/2024	20:06	51.5		56.2	47.0
8/10/2024	20:11	51.9	51.9	55.8	47.9
8/10/2024	20:16	51.8		55.7	47.3
8/10/2024	20:21	53.4		56.3	47.2
8/10/2024	20:26	50.5		53.4	46.5
8/10/2024	20:31	47.0		49.1	45.3
8/10/2024	20:36	47.9		49.8	46.2
8/10/2024	20:41	47.5	47.6	50.3	46.0
8/10/2024	20:46	46.8		48.7	45.6
8/10/2024	20:51	47.3		50.2	45.9
8/10/2024	20:56	48.9		50.7	46.3
8/10/2024	21:01	48.3		49.6	46.1
8/10/2024	21:06	48.3		49.8	46.5
8/10/2024	21:11	47.8	47.6	50.3	46.1
8/10/2024	21:16	46.4		49.4	44.9
8/10/2024	21:21	46.6		48.6	45.9
8/10/2024	21:26	47.9		49.8	45.8
8/10/2024	21:31	47.5		48.5	46.1
8/10/2024	21:36	46.5		48.3	44.5
8/10/2024	21:41	46.2	46.4	47.8	44.2
8/10/2024	21:46	46.3		47.6	44.5
8/10/2024	21:51	46.4		47.6	44.7
8/10/2024	21:56	45.4		47.7	44.3
8/10/2024	22:01	46.2		48.5	44.9
8/10/2024	22:06	46.8		48.7	44.6
8/10/2024	22:11	45.9	45.9	47.8	43.9
8/10/2024	22:16	45.5		47.3	44.3
8/10/2024	22:21	44.9		46.7	44.6
8/10/2024	22:26	46.0		47.6	44.3
8/10/2024	22:31	46.5		47.8	44.7
8/10/2024	22:36	44.7		46.8	44.1
8/10/2024	22:41	44.6	45.0	46.4	44.3
8/10/2024	22:46	44.8		46.1	43.6
8/10/2024	22:51	44.9		45.4	43.7
8/10/2024	22:56	44.3		46.5	43.7
		Mean	48.0		
		Maximum	51.9		
		Minimum	45.0		

Date	Start Time	Leq (5mins)	Leq (30mins)	L10 (5mins)	L90 (5mins)
9/10/2024	19:01	54.6		57.2	49.9
9/10/2024	19:06	56.0		62.9	48.1
9/10/2024	19:11	51.7	53.1	52.6	48.0
9/10/2024	19:16	51.6		55.0	47.6
9/10/2024	19:21	50.6		52.7	48.1
9/10/2024	19:26	51.1		54.0	48.5
9/10/2024	19:31	59.5		63.7	50.3
9/10/2024	19:36	58.7		63.6	49.9
9/10/2024	19:41	60.8	60.6	66.5	49.7
9/10/2024	19:46	60.0		65.1	50.7
9/10/2024	19:51	64.6		68.4	52.9
9/10/2024	19:56	54.5		58.6	49.0
9/10/2024	20:01	53.2		57.7	49.7
9/10/2024	20:06	53.6		58.9	49.0
9/10/2024	20:11	52.8	53.6	56.6	50.1
9/10/2024	20:16	54.1		56.4	49.6
9/10/2024	20:21	55.2		59.1	49.1
9/10/2024	20:26	51.7		55.2	47.5
9/10/2024	20:31	50.0		52.3	47.2
9/10/2024	20:36	52.1		53.7	46.7
9/10/2024	20:41	50.8	50.9	52.9	46.8
9/10/2024	20:46	48.3		50.9	46.1
9/10/2024	20:51	50.4		54.1	46.8
9/10/2024	20:56	52.5		55.8	48.6
9/10/2024	21:01	50.3		53.9	47.6
9/10/2024	21:06	51.2		54.6	47.8
9/10/2024	21:11	53.1	51.2	57.8	48.2
9/10/2024	21:16	49.3		52.8	46.8
9/10/2024	21:21	50.5		54.1	46.5
9/10/2024	21:26	51.5		55.2	47.2
9/10/2024	21:31	50.0		52.6	47.3
9/10/2024	21:36	51.2		52.4	46.2
9/10/2024	21:41	47.9	49.2	50.2	46.1
9/10/2024	21:46	48.3		50.5	46.1
9/10/2024	21:51	48.6		50.8	45.5
9/10/2024	21:56	48.0		50.8	46.0
9/10/2024	22:01	49.6		52.8	45.8
9/10/2024	22:06	48.3		52.2	46.6
9/10/2024	22:11	48.6	48.2	51.3	45.6
9/10/2024	22:16	47.5		51.5	45.8
9/10/2024	22:21	46.9		49.4	46.4
9/10/2024	22:26	47.7		50.0	46.0
9/10/2024	22:31	49.0		51.7	46.3
9/10/2024	22:36	47.7		49.4	45.1
9/10/2024	22:41	47.1	47.4	50.2	45.5
9/10/2024	22:46	47.4		50.4	44.8
9/10/2024	22:51	45.5		47.5	44.4
9/10/2024	22:56	46.9		48.7	44.7
		Mean	51.8		
		Maximum	60.6		
		Minimum	47.4		

Station: CM9

Date	Start Time	Leq (5mins)	Leq (30mins)	L10 (5mins)	L90 (5mins)
10/10/2024	19:01	52.5		54.3	48.3
10/10/2024	19:06	50.4		54.5	47.3
10/10/2024	19:11	48.2	49.8	50.9	46.5
10/10/2024	19:16	48.7		51.1	47.4
10/10/2024	19:21	48.9		50.1	47.6
10/10/2024	19:26	48.7		52.1	47.4
10/10/2024	19:31	53.0		56.3	48.6
10/10/2024	19:36	53.6		56.2	49.6
10/10/2024	19:41	55.8	54.6	60.6	48.8
10/10/2024	19:46	54.7		58.7	49.5
10/10/2024	19:51	57.0		59.8	51.4
10/10/2024	19:56	51.5		54.0	48.5
10/10/2024	20:01	51.9		55.1	48.0
10/10/2024	20:06	51.7		56.9	48.1
10/10/2024	20:11	52.4	52.2	55.4	48.5
10/10/2024	20:16	52.3		56.1	48.6
10/10/2024	20:21	54.0		57.3	48.6
10/10/2024	20:26	50.4		54.4	46.9
10/10/2024	20:31	47.4		49.5	45.7
10/10/2024	20:36	48.2		51.4	46.3
10/10/2024	20:41	48.0	48.8	50.3	46.9
10/10/2024	20:46	46.4		48.7	45.5
10/10/2024	20:51	48.4		51.4	46.7
10/10/2024	20:56	52.0		53.3	47.6
10/10/2024	21:01	49.3		50.5	47.4
10/10/2024	21:06	48.6		50.8	47.5
10/10/2024	21:11	49.9	48.7	51.6	47.2
10/10/2024	21:16	48.3		50.0	46.4
10/10/2024	21:21	47.5		50.8	45.8
10/10/2024	21:26	48.5		51.4	47.0
10/10/2024	21:31	48.6		49.6	46.5
10/10/2024	21:36	47.5		49.8	45.8
10/10/2024	21:41	46.1	47.1	48.3	45.4
10/10/2024	21:46	46.6		48.5	44.9
10/10/2024	21:51	47.0		48.1	45.4
10/10/2024	21:56	46.1		49.3	45.4
10/10/2024	22:01	47.4		49.6	45.6
10/10/2024	22:06	46.5		49.3	45.1
10/10/2024	22:11	46.5	46.5	48.1	44.9
10/10/2024	22:16	46.3		48.6	44.7
10/10/2024	22:21	46.0		47.6	45.6
10/10/2024	22:26	46.5		48.2	44.8
10/10/2024	22:31	46.5		48.9	44.7
10/10/2024	22:36	46.4		47.2	45.0
10/10/2024	22:41	45.4	45.5	47.7	44.9
10/10/2024	22:46	44.8		47.7	44.4
10/10/2024	22:51	44.5		46.7	43.7
10/10/2024	22:56	45.1		46.8	44.4
		Mean	49.2		
		Maximum	54.6		
		Minimum	45.5		

Date	Start Time	Leq (5mins)	Leq (30mins)	L10 (5mins)	L90 (5mins)
11/10/2024	19:01	52.1		55.5	48.3
11/10/2024	19:06	53.1		57.0	47.3
11/10/2024	19:11	49.4	50.8	50.8	47.0
11/10/2024	19:16	49.0		52.3	47.3
11/10/2024	19:21	49.6		51.5	47.3
11/10/2024	19:26	49.4		52.0	46.9
11/10/2024	19:31	54.5		58.5	48.7
11/10/2024	19:36	55.1		59.2	48.6
11/10/2024	19:41	57.3	56.2	61.4	48.5
11/10/2024	19:46	55.7		60.6	49.0
11/10/2024	19:51	59.0		63.3	50.1
11/10/2024	19:56	52.1		55.2	48.1
11/10/2024	20:01	52.6		56.4	48.4
11/10/2024	20:06	52.7		57.2	47.4
11/10/2024	20:11	52.5	52.4	56.5	49.2
11/10/2024	20:16	52.5		56.6	48.7
11/10/2024	20:21	53.4		57.7	49.1
11/10/2024	20:26	50.2		54.3	46.6
11/10/2024	20:31	47.9		50.3	46.0
11/10/2024	20:36	49.0		50.8	45.9
11/10/2024	20:41	48.5	49.2	51.5	46.1
11/10/2024	20:46	46.8		49.6	45.7
11/10/2024	20:51	48.5		51.9	46.0
11/10/2024	20:56	52.3		53.0	47.9
11/10/2024	21:01	49.6		51.7	47.7
11/10/2024	21:06	49.5		51.7	47.6
11/10/2024	21:11	50.7	49.5	53.3	47.0
11/10/2024	21:16	48.5		50.8	45.6
11/10/2024	21:21	48.7		51.5	46.2
11/10/2024	21:26	49.4		52.6	47.2
11/10/2024	21:31	48.1		49.9	46.1
11/10/2024	21:36	48.3		51.0	45.2
11/10/2024	21:41	46.9	47.3	48.4	45.0
11/10/2024	21:46	46.8		48.5	45.5
11/10/2024	21:51	46.4		49.5	45.4
11/10/2024	21:56	46.9		49.0	45.5
11/10/2024	22:01	47.8		51.0	45.6
11/10/2024	22:06	48.0		49.8	45.7
11/10/2024	22:11	46.9	47.0	49.2	45.3
11/10/2024	22:16	47.2		49.3	45.7
11/10/2024	22:21	45.8		47.5	45.5
11/10/2024	22:26	45.9		48.4	45.8
11/10/2024	22:31	46.5		49.7	44.8
11/10/2024	22:36	46.2		47.8	44.7
11/10/2024	22:41	46.4	45.8	47.8	44.3
11/10/2024	22:46	45.0		48.2	44.3
11/10/2024	22:51	44.9		47.1	44.7
11/10/2024	22:56	45.4		47.4	43.8
		Mean	49.8		
		Maximum	56.2		
		Minimum	45.8		

Station: CM9

Date	Start Time	Leq (5mins)	Leq (30mins)	L10 (5mins)	L90 (5mins)
12/10/2024	19:01	51.9	49.1	53.3	46.9
12/10/2024	19:06	48.6		50.7	46.0
12/10/2024	19:11	47.8		50.1	46.5
12/10/2024	19:16	47.7		50.5	46.1
12/10/2024	19:21	48.0		50.0	46.4
12/10/2024	19:26	48.5		51.1	46.4
12/10/2024	19:31	50.7	51.1	52.4	46.6
12/10/2024	19:36	50.7		53.7	46.9
12/10/2024	19:41	51.2		54.2	47.9
12/10/2024	19:46	51.4		54.8	48.2
12/10/2024	19:51	52.2		55.1	48.2
12/10/2024	19:56	49.8		51.9	47.1
12/10/2024	20:01	50.9	51.3	54.6	46.9
12/10/2024	20:06	51.0		55.4	46.7
12/10/2024	20:11	50.7		55.4	48.3
12/10/2024	20:16	51.7		55.0	47.4
12/10/2024	20:21	52.4		56.5	47.6
12/10/2024	20:26	50.5		53.9	45.8
12/10/2024	20:31	46.8	47.9	49.0	46.0
12/10/2024	20:36	47.7		49.1	45.3
12/10/2024	20:41	48.2		50.2	46.2
12/10/2024	20:46	47.0		48.8	45.5
12/10/2024	20:51	47.8		49.9	45.2
12/10/2024	20:56	49.6		50.7	46.6
12/10/2024	21:01	48.0	47.6	50.0	46.6
12/10/2024	21:06	47.2		49.5	46.1
12/10/2024	21:11	48.3		50.5	45.9
12/10/2024	21:16	47.2		49.0	45.4
12/10/2024	21:21	47.3		48.4	45.8
12/10/2024	21:26	47.5		50.6	45.8
12/10/2024	21:31	47.7	46.4	49.1	45.8
12/10/2024	21:36	47.1		49.1	45.4
12/10/2024	21:41	46.1		47.9	44.5
12/10/2024	21:46	45.9		47.2	44.4
12/10/2024	21:51	45.2		47.8	44.6
12/10/2024	21:56	45.8		48.2	44.5
12/10/2024	22:01	47.0	46.0	48.6	44.4
12/10/2024	22:06	46.6		48.1	44.4
12/10/2024	22:11	45.2		47.5	44.7
12/10/2024	22:16	45.7		48.0	44.1
12/10/2024	22:21	44.8		47.3	44.5
12/10/2024	22:26	46.1		46.9	44.9
12/10/2024	22:31	46.0	45.2	48.2	44.7
12/10/2024	22:36	44.8		46.4	44.6
12/10/2024	22:41	45.0		46.1	43.8
12/10/2024	22:46	44.9		46.4	43.7
12/10/2024	22:51	45.1		45.3	43.8
12/10/2024	22:56	45.3		46.5	43.4
		Mean	48.1		
		Maximum	51.3		
		Minimum	45.2		

Date	Start Time	Leq (5mins)	Leq (30mins)	L10 (5mins)	L90 (5mins)
13/10/2024	19:01	54.0	52.9	57.2	49.3
13/10/2024	19:06	56.0		62.1	48.0
13/10/2024	19:11	51.2		52.3	48.0
13/10/2024	19:16	52.0		54.2	47.6
13/10/2024	19:21	50.2		53.5	48.4
13/10/2024	19:26	50.8		53.3	48.1
13/10/2024	19:31	58.6	60.2	63.6	50.2
13/10/2024	19:36	59.4		63.6	50.4
13/10/2024	19:41	60.0		65.5	49.4
13/10/2024	19:46	60.3		64.4	50.3
13/10/2024	19:51	63.6		68.2	52.4
13/10/2024	19:56	55.1		58.4	49.2
13/10/2024	20:01	53.6	53.5	58.0	49.6
13/10/2024	20:06	53.1		57.9	49.0
13/10/2024	20:11	52.7		57.1	50.0
13/10/2024	20:16	53.7		57.3	49.5
13/10/2024	20:21	55.5		59.6	50.0
13/10/2024	20:26	51.6		55.0	47.1
13/10/2024	20:31	49.9	52.3	52.3	46.7
13/10/2024	20:36	52.0		53.7	47.0
13/10/2024	20:41	50.5		53.7	46.7
13/10/2024	20:46	48.8		50.6	46.2
13/10/2024	20:51	51.0		54.9	46.8
13/10/2024	20:56	56.5		57.6	47.9
13/10/2024	21:01	51.1	51.5	53.5	47.6
13/10/2024	21:06	52.1		55.1	47.4
13/10/2024	21:11	52.7		57.0	47.7
13/10/2024	21:16	49.7		52.9	46.2
13/10/2024	21:21	50.0		53.8	46.8
13/10/2024	21:26	52.2		55.1	47.9
13/10/2024	21:31	50.0	49.5	52.6	47.3
13/10/2024	21:36	52.0		52.8	46.6
13/10/2024	21:41	48.7		51.1	45.4
13/10/2024	21:46	47.4		50.8	45.5
13/10/2024	21:51	48.9		51.0	46.2
13/10/2024	21:56	48.2		51.2	45.9
13/10/2024	22:01	49.7	48.6	52.9	45.8
13/10/2024	22:06	49.6		52.4	46.5
13/10/2024	22:11	48.7		51.9	45.8
13/10/2024	22:16	48.4		50.8	46.3
13/10/2024	22:21	47.0		48.8	45.7
13/10/2024	22:26	47.6		49.9	46.0
13/10/2024	22:31	48.2	47.3	51.7	46.0
13/10/2024	22:36	47.1		49.8	45.4
13/10/2024	22:41	47.8		50.8	45.2
13/10/2024	22:46	46.7		49.6	44.1
13/10/2024	22:51	46.6		48.0	44.2
13/10/2024	22:56	47.3		48.1	44.9
		Mean	52.0		
		Maximum	60.2		
		Minimum	47.3		

Station: CM9

Date	Start Time	Leq (5mins)	Leq (30mins)	L10 (5mins)	L90 (5mins)
14/10/2024	19:01	51.9	49.8	54.4	47.9
14/10/2024	19:06	50.6		54.9	47.1
14/10/2024	19:11	49.0		50.6	46.5
14/10/2024	19:16	48.5		51.2	46.9
14/10/2024	19:21	49.3		50.3	47.4
14/10/2024	19:26	48.8		52.0	47.5
14/10/2024	19:31	52.7	54.3	55.9	49.2
14/10/2024	19:36	53.8		56.6	49.1
14/10/2024	19:41	55.3		60.5	49.5
14/10/2024	19:46	54.4		58.7	50.1
14/10/2024	19:51	56.7		59.5	52.3
14/10/2024	19:56	50.9		53.5	48.6
14/10/2024	20:01	51.8	52.0	55.2	48.9
14/10/2024	20:06	52.0		56.1	48.1
14/10/2024	20:11	52.2		55.2	48.8
14/10/2024	20:16	52.5		56.0	48.7
14/10/2024	20:21	53.3		57.4	48.0
14/10/2024	20:26	49.9		54.3	46.8
14/10/2024	20:31	47.6	48.9	49.4	46.6
14/10/2024	20:36	48.7		50.8	46.4
14/10/2024	20:41	47.9		50.2	45.9
14/10/2024	20:46	46.4		48.9	45.2
14/10/2024	20:51	48.8		51.6	46.1
14/10/2024	20:56	51.8		52.5	47.4
14/10/2024	21:01	48.6	48.5	50.4	47.4
14/10/2024	21:06	48.3		51.0	47.6
14/10/2024	21:11	49.5		51.4	47.5
14/10/2024	21:16	47.0		50.0	45.7
14/10/2024	21:21	47.6		50.7	46.5
14/10/2024	21:26	49.3		52.2	46.7
14/10/2024	21:31	47.6	47.1	50.0	47.0
14/10/2024	21:36	48.1		49.2	45.9
14/10/2024	21:41	46.7		48.5	44.5
14/10/2024	21:46	46.2		48.3	44.6
14/10/2024	21:51	46.8		48.0	45.2
14/10/2024	21:56	46.6		49.0	45.8
14/10/2024	22:01	47.6	46.6	50.0	45.1
14/10/2024	22:06	47.0		49.9	45.5
14/10/2024	22:11	46.4		48.1	45.4
14/10/2024	22:16	46.2		48.3	44.8
14/10/2024	22:21	46.3		47.3	45.1
14/10/2024	22:26	46.2		47.6	45.0
14/10/2024	22:31	47.0	45.5	48.4	44.8
14/10/2024	22:36	45.3		47.5	45.2
14/10/2024	22:41	45.2		47.7	44.9
14/10/2024	22:46	44.7		46.8	43.9
14/10/2024	22:51	45.5		45.7	44.5
14/10/2024	22:56	45.1		47.1	44.1
		Mean	49.1		
		Maximum	54.3		
		Minimum	45.5		

Date	Start Time	Leq (5mins)	Leq (30mins)	L10 (5mins)	L90 (5mins)
15/10/2024	19:01	52.5	50.6	54.9	48.0
15/10/2024	19:06	51.9		57.2	47.0
15/10/2024	19:11	50.1		50.7	46.8
15/10/2024	19:16	49.1		52.0	46.9
15/10/2024	19:21	48.9		51.3	47.1
15/10/2024	19:26	49.5		51.9	46.7
15/10/2024	19:31	54.7	56.2	59.0	47.9
15/10/2024	19:36	54.4		58.6	48.7
15/10/2024	19:41	57.1		61.9	49.0
15/10/2024	19:46	56.2		61.1	49.5
15/10/2024	19:51	59.0		62.3	49.3
15/10/2024	19:56	52.6		55.0	47.4
15/10/2024	20:01	52.1	52.5	55.5	47.9
15/10/2024	20:06	52.2		57.6	47.7
15/10/2024	20:11	52.4		55.6	49.2
15/10/2024	20:16	52.4		56.3	48.5
15/10/2024	20:21	54.2		57.6	48.8
15/10/2024	20:26	51.4		53.7	47.3
15/10/2024	20:31	48.6	49.8	50.0	46.7
15/10/2024	20:36	49.0		50.6	46.8
15/10/2024	20:41	49.3		51.3	46.8
15/10/2024	20:46	47.1		49.8	45.6
15/10/2024	20:51	49.0		52.4	46.0
15/10/2024	20:56	53.1		53.7	47.2
15/10/2024	21:01	48.9	49.4	51.1	46.7
15/10/2024	21:06	49.8		51.7	46.8
15/10/2024	21:11	49.8		53.5	46.5
15/10/2024	21:16	48.6		50.2	45.6
15/10/2024	21:21	49.1		51.0	46.2
15/10/2024	21:26	50.1		52.1	46.8
15/10/2024	21:31	48.6	47.7	50.2	47.0
15/10/2024	21:36	49.1		50.2	45.3
15/10/2024	21:41	46.4		48.6	45.4
15/10/2024	21:46	46.7		48.9	45.3
15/10/2024	21:51	47.2		49.3	45.7
15/10/2024	21:56	47.6		49.0	45.4
15/10/2024	22:01	47.4	47.2	50.6	45.3
15/10/2024	22:06	47.8		50.6	45.9
15/10/2024	22:11	47.4		49.0	44.6
15/10/2024	22:16	47.3		49.2	44.7
15/10/2024	22:21	46.4		48.1	45.1
15/10/2024	22:26	47.0		47.9	45.1
15/10/2024	22:31	47.3	46.0	48.8	45.2
15/10/2024	22:36	46.1		47.5	45.2
15/10/2024	22:41	45.7		48.1	44.2
15/10/2024	22:46	46.2		48.1	44.4
15/10/2024	22:51	45.0		47.1	44.7
15/10/2024	22:56	45.4		47.4	44.5
		Mean	49.9		
		Maximum	56.2		
		Minimum	46.0		

Summary of Noise Monitoring Results during 19:00 - 23:00 at CM9	
	Leq (30mins)
Mean	49.2
Maximum	60.6
Minimum	43.0

Station: CM9

Date	Start Time	Leq (5mins)	Leq (30mins)	L10 (5mins)	L90 (5mins)
2/10/2024	23:00	45.9		49.8	41.6
2/10/2024	23:05	51.1		55.4	42.3
2/10/2024	23:10	50.4	50.6	55.4	42.8
2/10/2024	23:15	54.0		57.3	46.5
2/10/2024	23:20	49.1		53.1	45.1
2/10/2024	23:25	49.2		53.0	44.6
2/10/2024	23:30	50.2		54.5	45.6
2/10/2024	23:35	48.8		50.6	43.9
2/10/2024	23:40	50.5	48.6	51.6	45.1
2/10/2024	23:45	46.4		49.2	44.4
2/10/2024	23:50	46.2		48.7	43.5
2/10/2024	23:55	47.2		48.8	44.7
		Mean	49.6		
		Maximum	50.6		
		Minimum	48.6		

Date	Start Time	Leq (5mins)	Leq (30mins)	L10 (5mins)	L90 (5mins)
3/10/2024	0:00	46.8		49.2	45.1
3/10/2024	0:05	47.1		49.1	44.3
3/10/2024	0:10	46.8	47.8	48.9	43.2
3/10/2024	0:15	49.2		51.9	45.8
3/10/2024	0:20	49.1		52.7	44.9
3/10/2024	0:25	46.9		49.2	42.5
3/10/2024	0:30	45.3		47.7	42.1
3/10/2024	0:35	49.7		51.7	43.3
3/10/2024	0:40	46.4	62.0	49.5	44.2
3/10/2024	0:45	48.0		50.0	45.5
3/10/2024	0:50	68.4		72.3	46.3
3/10/2024	0:55	63.9		65.7	45.0
3/10/2024	1:00	50.1		51.0	45.3
3/10/2024	1:05	46.5		49.9	43.3
3/10/2024	1:10	48.1	49.0	49.7	44.7
3/10/2024	1:15	48.3		52.2	46.2
3/10/2024	1:20	47.8		50.8	45.3
3/10/2024	1:25	51.3		53.7	47.6
3/10/2024	1:30	50.1		52.8	46.9
3/10/2024	1:35	50.8		53.8	48.1
3/10/2024	1:40	53.0	51.4	56.1	49.4
3/10/2024	1:45	50.3		53.4	46.8
3/10/2024	1:50	52.4		56.3	48.7
3/10/2024	1:55	50.8		53.6	47.7
3/10/2024	2:00	55.0		55.0	47.4
3/10/2024	2:05	52.2		56.2	47.1
3/10/2024	2:10	50.3	51.6	53.1	47.8
3/10/2024	2:15	48.1		51.1	45.1
3/10/2024	2:20	49.3		51.8	45.8
3/10/2024	2:25	51.5		52.2	47.1
3/10/2024	2:30	48.8		51.3	46.1
3/10/2024	2:35	49.3		51.7	46.1
3/10/2024	2:40	49.5	49.3	52.0	46.5
3/10/2024	2:45	49.4		51.2	45.7
3/10/2024	2:50	49.9		51.2	47.3
3/10/2024	2:55	49.1		52.1	47.1
3/10/2024	3:00	49.3		52.8	47.8
3/10/2024	3:05	43.0		43.7	42.3
3/10/2024	3:10	44.1	45.2	45.7	42.6
3/10/2024	3:15	43.5		44.1	42.6
3/10/2024	3:20	44.0		44.5	43.3
3/10/2024	3:25	43.2		43.6	42.8
3/10/2024	3:30	44.2		44.3	43.0
3/10/2024	3:35	45.7		46.9	42.6
3/10/2024	3:40	44.3	45.6	46.0	42.8
3/10/2024	3:45	47.8		52.9	43.1
3/10/2024	3:50	46.3		46.9	42.8
3/10/2024	3:55	43.9		44.6	43.0
3/10/2024	4:00	43.3		43.7	42.9
3/10/2024	4:05	43.5		43.9	42.7
3/10/2024	4:10	43.2	43.2	43.6	42.7
3/10/2024	4:15	43.3		43.7	42.9
3/10/2024	4:20	42.6		42.9	42.1
3/10/2024	4:25	43.3		44.1	42.6
3/10/2024	4:30	43.3		43.8	42.7
3/10/2024	4:35	42.5		43.2	42.0
3/10/2024	4:40	42.3	44.2	42.6	41.9
3/10/2024	4:45	42.8		43.5	42.1
3/10/2024	4:50	46.9		47.2	42.5
3/10/2024	4:55	45.1		45.6	42.0
3/10/2024	5:00	42.6		43.1	41.9
3/10/2024	5:05	42.9		43.5	42.3
3/10/2024	5:10	42.0	42.5	42.5	41.7
3/10/2024	5:15	42.7		43.2	42.2
3/10/2024	5:20	42.2		42.6	41.9
3/10/2024	5:25	42.8		43.3	42.2
3/10/2024	5:30	42.7		43.2	42.0
3/10/2024	5:35	42.7		43.4	41.8
3/10/2024	5:40	42.0	42.2	42.3	41.6
3/10/2024	5:45	41.7		42.3	40.9
3/10/2024	5:50	42.0		42.4	41.4
3/10/2024	5:55	41.8		42.4	41.3
3/10/2024	6:00	42.3		42.8	41.5
3/10/2024	6:05	43.3		43.6	42.8
3/10/2024	6:10	44.1	43.2	45.9	42.7
3/10/2024	6:15	43.9		44.4	43.2
3/10/2024	6:20	43.0		43.4	42.4
3/10/2024	6:25	42.4		42.8	42.0
3/10/2024	6:30	42.6		43.1	42.1
3/10/2024	6:35	42.1		42.4	41.6
3/10/2024	6:40	42.0	41.9	42.5	41.5
3/10/2024	6:45	41.9		42.4	41.5
3/10/2024	6:50	41.3		41.8	40.3
3/10/2024	6:55	41.4		42.0	40.3

Date	Start Time	Leq (5mins)	Leq (30mins)	L10 (5mins)	L90 (5mins)
4/10/2024	0:04	51.0		49.5	44.4
4/10/2024	0:09	52.1		45.8	44.4
4/10/2024	0:14	48.2	51.2	48.0	44.4
4/10/2024	0:19	55.0		47.6	44.1
4/10/2024	0:24	48.4		49.5	43.0
4/10/2024	0:29	47.6		44.7	43.5
4/10/2024	0:34	49.1		44.1	43.2
4/10/2024	0:39	50.7		46.4	43.2
4/10/2024	0:44	48.6	56.3	45.0	43.1
4/10/2024	0:49	48.2		46.0	43.9
4/10/2024	0:54	63.0		49.0	44.0
4/10/2024	0:59	53.7		45.6	43.7
4/10/2024	1:04	50.5		56.4	44.3
4/10/2024	1:09	50.3		52.3	46.0
4/10/2024	1:14	47.8	48.9	49.0	43.3
4/10/2024	1:19	48.2		44.0	42.8
4/10/2024	1:24	47.8		44.5	43.4
4/10/2024	1:29	47.8		44.5	43.1
4/10/2024	1:34	49.8		44.6	43.7
4/10/2024	1:39	49.8		44.2	42.9
4/10/2024	1:44	48.8	50.2	44.2	43.4
4/10/2024	1:49	50.2		45.1	43.3
4/10/2024	1:54	51.4		44.1	42.9
4/10/2024	1:59	50.6		44.8	43.4
4/10/2024	2:04	49.0		45.7	42.5
4/10/2024	2:09	47.7		43.2	42.1
4/10/2024	2:14	47.8	48.0	43.4	42.4
4/10/2024	2:19	47.6		43.8	42.4
4/10/2024	2:24	47.7		43.7	42.5
4/10/2024	2:29	48.3		43.9	42.2
4/10/2024	2:34	48.0		43.7	42.1
4/10/2024	2:39	50.3		43.3	42.4
4/10/2024	2:44	48.2	48.6	44.3	42.1
4/10/2024	2:49	47.4		43.1	41.8
4/10/2024	2:54	48.1		43.7	42.4
4/10/2024	2:59	48.8		43.2	42.1
4/10/2024	3:04	51.3		43.6	42.3
4/10/2024	3:09	50.7		43.0	41.5
4/10/2024	3:14	51.7	53.4	43.1	41.9
4/10/2024	3:19	54.6		43.4	42.0
4/10/2024	3:24	55.1		43.8	42.6
4/10/2024	3:29	54.7		42.9	42.1
4/10/2024	3:34	57.4		43.5	42.2
4/10/2024	3:39	55.9		43.4	42.1
4/10/2024	3:44	49.7	53.7	43.2	42.2
4/10/2024	3:49	49.4		45.2	42.5
4/10/2024	3:54	53.3		43.5	42.1
4/10/2024	3:59	48.2		43.7	42.4
4/10/2024	4:04	53.8		43.1	42.3
4/10/2024	4:09	48.9		43.2	42.2
4/10/2024	4:14	49.2	50.1	42.9	42.0
4/10/2024	4:19	49.3		43.0	42.3
4/10/2024	4:24	48.6		42.3	41.6
4/10/2024	4:29	47.7		43.4	42.1
4/10/2024	4:34	47.1		43.1	42.1
4/10/2024	4:39	48.2		42.6	41.4
4/10/2024	4:44	50.0	48.6	42.1	41.5
4/10/2024	4:49	49.3		42.6	41.5
4/10/2024	4:54	48.1		43.9	41.8
4/10/2024	4:59	48.1		42.4	41.3
4/10/2024	5:04	46.2		42.3	41.2
4/10/2024	5:09	51.2		42.6	41.6
4/10/2024	5:14	46.6	47.7	41.7	40.9
4/10/2024	5:19	47.1		42.2	41.4
4/10/2024	5:24	46.2		41.8	41.0
4/10/2024	5:29	46.3		42.4	41.3
4/10/2024	5:34	49.4		42.1	41.1
4/10/2024	5:39	46.4		42.1	41.0
4/10/2024	5:44	46.5	47.9	41.8	41.0
4/10/2024	5:49	47.4		41.7	40.4
4/10/2024	5:54	46.5		41.8	40.8
4/10/2024	5:59	49.6		41.7	40.7
4/10/2024	6:04	51.1		42.0	40.8
4/10/2024	6:09	53.0		43.1	42.2
4/10/2024	6:14	50.7	53.0	43.2	42.1
4/10/2024	6:19	50.3		43.6	42.4
4/10/2024	6:24	57.4		42.7	41.8
4/10/2024	6:29	49.5		42.1	41.3
4/10/2024	6:34	51.1		42.3	41.3
4/10/2024	6:39	52.1		41.7	40.9
4/10/2024	6:44	53.2	51.1	41.7	40.8
4/10/2024	6:49	48.5		41.8	40.8
4/10/2024	6:54	48.5		41.3	39.8
4/10/2024	6:59	51.3		41.2	39.7

3/10/2024	23:00	44.3		45.0	43.5
3/10/2024	23:05	45.9		47.7	43.5
3/10/2024	23:10	47.0	44.9	48.2	42.8
3/10/2024	23:15	43.3		43.9	42.7
3/10/2024	23:20	43.6		43.9	42.6
3/10/2024	23:25	44.0		44.8	43.0
3/10/2024	23:30	43.5		44.3	42.8
3/10/2024	23:35	43.8		44.6	42.9
3/10/2024	23:40	46.5	45.4	47.5	43.1
3/10/2024	23:45	47.4		49.3	43.7
3/10/2024	23:50	44.4		45.0	43.7
3/10/2024	23:55	45.2		46.3	44.2
		Mean	46.8		
		Maximum	62.0		
		Minimum	41.9		

4/10/2024	23:00	43.5		44.0	42.9
4/10/2024	23:05	43.8		44.1	42.9
4/10/2024	23:10	44.0	43.3	45.2	42.1
4/10/2024	23:15	42.5		43.1	41.9
4/10/2024	23:20	42.5		43.0	41.9
4/10/2024	23:25	43.1		43.9	42.2
4/10/2024	23:30	42.7		43.5	42.0
4/10/2024	23:35	42.8		43.6	42.0
4/10/2024	23:40	44.3	43.7	45.5	42.4
4/10/2024	23:45	44.2		45.8	42.8
4/10/2024	23:50	43.7		44.3	43.1
4/10/2024	23:55	44.3		45.1	43.6
		Mean	49.7		
		Maximum	56.3		
		Minimum	43.3		

Station: CM9

Date	Start Time	Leq (5mins)	Leq (30mins)	L10 (5mins)	L90 (5mins)
5/10/2024	0:00	46.2		48.5	43.8
5/10/2024	0:05	44.5		45.1	44.0
5/10/2024	0:10	44.6	44.8	45.2	43.7
5/10/2024	0:15	44.4		45.0	43.4
5/10/2024	0:20	44.9		47.0	42.5
5/10/2024	0:25	43.5		44.0	43.0
5/10/2024	0:30	43.1		43.5	42.7
5/10/2024	0:35	43.3		43.7	42.6
5/10/2024	0:40	43.2	43.7	44.1	42.6
5/10/2024	0:45	44.1		44.9	43.3
5/10/2024	0:50	44.8		45.8	43.4
5/10/2024	0:55	43.7		44.4	43.1
5/10/2024	1:00	51.9		55.7	43.9
5/10/2024	1:05	48.6		50.5	45.2
5/10/2024	1:10	44.9	47.2	45.4	42.6
5/10/2024	1:15	42.8		43.2	42.4
5/10/2024	1:20	43.0		43.5	42.3
5/10/2024	1:25	42.6		43.3	41.8
5/10/2024	1:30	43.1		43.6	42.6
5/10/2024	1:35	42.7		43.4	42.0
5/10/2024	1:40	43.1	43.1	43.5	42.6
5/10/2024	1:45	43.2		43.6	42.6
5/10/2024	1:50	42.9		43.3	42.3
5/10/2024	1:55	43.4		44.0	42.8
5/10/2024	2:00	42.5		43.1	41.9
5/10/2024	2:05	42.0		42.5	41.4
5/10/2024	2:10	42.2	42.3	42.7	41.7
5/10/2024	2:15	42.5		43.2	41.7
5/10/2024	2:20	42.5		43.0	41.9
5/10/2024	2:25	42.3		43.0	41.4
5/10/2024	2:30	42.3		43.0	41.3
5/10/2024	2:35	42.0		42.5	41.4
5/10/2024	2:40	42.3	42.0	43.3	41.3
5/10/2024	2:45	41.4		42.0	40.8
5/10/2024	2:50	42.2		42.7	41.4
5/10/2024	2:55	41.7		42.2	41.0
5/10/2024	3:00	41.9		42.5	41.1
5/10/2024	3:05	43.8		44.6	43.0
5/10/2024	3:10	45.5	44.2	46.7	43.4
5/10/2024	3:15	44.4		47.1	43.1
5/10/2024	3:20	44.8		47.4	43.8
5/10/2024	3:25	43.9		46.3	43.3
5/10/2024	3:30	45.7		47.3	43.7
5/10/2024	3:35	48.4		49.1	43.1
5/10/2024	3:40	45.8	48.2	47.0	43.4
5/10/2024	3:45	50.9		56.4	43.6
5/10/2024	3:50	50.0		50.5	43.4
5/10/2024	3:55	44.8		45.6	43.6
5/10/2024	4:00	44.0		44.4	43.5
5/10/2024	4:05	44.4		44.5	43.2
5/10/2024	4:10	44.0	44.0	44.7	43.3
5/10/2024	4:15	43.9		44.4	43.4
5/10/2024	4:20	43.5		43.5	42.5
5/10/2024	4:25	44.0		44.7	43.0
5/10/2024	4:30	44.0		44.5	43.1
5/10/2024	4:35	43.1		43.8	42.4
5/10/2024	4:40	42.9	46.3	43.3	42.4
5/10/2024	4:45	43.5		44.5	42.5
5/10/2024	4:50	50.2		51.0	43.2
5/10/2024	4:55	47.9		48.8	42.7
5/10/2024	5:00	43.4		44.1	42.5
5/10/2024	5:05	43.7		44.5	43.0
5/10/2024	5:10	42.8	43.4	43.3	42.3
5/10/2024	5:15	43.6		44.3	42.8
5/10/2024	5:20	43.1		43.6	42.6
5/10/2024	5:25	43.7		44.3	42.9
5/10/2024	5:30	43.8		44.4	43.1
5/10/2024	5:35	43.9		44.7	42.3
5/10/2024	5:40	42.6	43.0	43.0	42.1
5/10/2024	5:45	42.3		43.0	41.3
5/10/2024	5:50	42.7		43.2	42.1
5/10/2024	5:55	42.5		43.2	41.8
5/10/2024	6:00	43.3		43.7	42.2
5/10/2024	6:05	44.4		46.3	43.3
5/10/2024	6:10	46.1	44.4	46.7	43.3
5/10/2024	6:15	44.9		45.4	43.9
5/10/2024	6:20	43.6		44.2	43.0
5/10/2024	6:25	43.1		43.6	42.6
5/10/2024	6:30	43.4		43.9	42.8
5/10/2024	6:35	42.8		43.2	42.4
5/10/2024	6:40	42.8	42.7	43.3	42.2
5/10/2024	6:45	42.6		43.1	42.1
5/10/2024	6:50	41.9		42.4	40.9
5/10/2024	6:55	42.5		42.8	40.8
5/10/2024	23:00	45.3		46.4	44.0
5/10/2024	23:05	48.3		48.5	44.0
5/10/2024	23:10	50.2	46.9	52.6	43.4
5/10/2024	23:15	44.1		44.8	43.4
5/10/2024	23:20	45.1		47.6	43.4
5/10/2024	23:25	45.1		46.2	43.7
5/10/2024	23:30	44.3		45.1	43.4
5/10/2024	23:35	45.0		45.8	43.7
5/10/2024	23:40	49.0	47.5	50.3	43.7
5/10/2024	23:45	50.9		53.8	44.5
5/10/2024	23:50	45.3		46.1	44.1
5/10/2024	23:55	46.4		48.1	44.8
		Mean	44.6		
		Maximum	48.2		
		Minimum	42.0		

Date	Start Time	Leq (5mins)	Leq (30mins)	L10 (5mins)	L90 (5mins)
6/10/2024	0:00	49.4		51.8	45.0
6/10/2024	0:05	45.9		47.1	44.7
6/10/2024	0:10	50.1	48.2	51.4	44.9
6/10/2024	0:15	48.3		50.1	44.7
6/10/2024	0:20	48.4		52.0	43.4
6/10/2024	0:25	44.8		45.8	44.0
6/10/2024	0:30	44.3		45.0	43.7
6/10/2024	0:35	46.7		48.1	43.7
6/10/2024	0:40	45.1	47.0	46.5	43.6
6/10/2024	0:45	47.0		48.0	44.5
6/10/2024	0:50	50.0		53.3	44.7
6/10/2024	0:55	46.9		48.2	44.2
6/10/2024	1:00	56.0		58.4	44.8
6/10/2024	1:05	52.6		55.7	46.6
6/10/2024	1:10	49.5	51.1	49.8	44.1
6/10/2024	1:15	44.3		44.9	43.3
6/10/2024	1:20	45.2		45.7	44.4
6/10/2024	1:25	45.2		45.8	44.0
6/10/2024	1:30	45.3		45.9	44.7
6/10/2024	1:35	45.0		45.2	43.7
6/10/2024	1:40	44.7	45.3	45.1	44.0
6/10/2024	1:45	45.7		48.2	43.9
6/10/2024	1:50	45.1		45.5	43.5
6/10/2024	1:55	45.9		46.0	43.9
6/10/2024	2:00	48.5		49.4	43.0
6/10/2024	2:05	44.8		46.1	42.9
6/10/2024	2:10	43.8	45.2	44.2	42.9
6/10/2024	2:15	44.2		44.6	43.0
6/10/2024	2:20	43.8		44.3	43.0
6/10/2024	2:25	44.0		44.8	42.9
6/10/2024	2:30	43.8		44.4	43.0
6/10/2024	2:35	43.8		44.2	43.2
6/10/2024	2:40	44.4	43.9	45.4	43.1
6/10/2024	2:45	43.5		44.2	42.8
6/10/2024	2:50	44.0		44.9	43.2
6/10/2024	2:55	43.8		44.6	43.0
6/10/2024	3:00	44.3		45.1	43.4
6/10/2024	3:05	42.8		43.5	42.2
6/10/2024	3:10	43.7	43.5	43.7	42.5
6/10/2024	3:15	43.3		43.9	42.5
6/10/2024	3:20	43.8		44.3	43.2
6/10/2024	3:25	43.0		43.4	42.7
6/10/2024	3:30	43.7		44.2	42.9
6/10/2024	3:35	44.8		45.7	42.6
6/10/2024	3:40	43.7	44.8	45.7	42.8
6/10/2024	3:45	46.7		50.8	43.0
6/10/2024	3:50	45.2		46.3	42.8
6/10/2024	3:55	43.7		44.4	42.9
6/10/2024	4:00	43.2		43.5	42.9
6/10/2024	4:05	43.3		43.6	42.6
6/10/2024	4:10	43.0	43.0	43.4	42.6
6/10/2024	4:15	43.1		43.4	42.8
6/10/2024	4:20	42.5		42.7	42.0
6/10/2024	4:25	43.2		43.9	42.6
6/10/2024	4:30	43.2		43.6	42.5
6/10/2024	4:35	42.4		43.0	41.9
6/10/2024	4:40	42.2	43.5	42.4	41.9
6/10/2024	4:45	42.6		43.2	42.0
6/10/2024	4:50	45.4		47.3	42.4
6/10/2024	4:55	44.5		45.2	41.9
6/10/2024	5:00	42.4		42.8	41.8
6/10/2024	5:05	42.7		43.2	42.2
6/10/2024	5:10	41.9	42.4	42.3	41.6
6/10/2024	5:15	42.5		42.8	42.2
6/10/2024	5:20	42.1		42.3	41.8
6/10/2024	5:25	42.6		43.0	42.1
6/10/2024	5:30	42.4		42.7	42.1
6/10/2024	5:35	42.4		42.9	41.7
6/10/2024	5:40	41.8	42.0	42.1	41.6
6/10/2024	5:45	41.5		42.1	40.8
6/10/2024	5:50	41.9		42.2	41.3
6/10/2024	5:55	41.7		42.1	41.2
6/10/2024	6:00	42.0		42.5	41.5
6/10/2024	6:05	43.2		43.5	42.7
6/10/2024	6:10	43.7	43.0	43.8	42.7
6/10/2024	6:15	43.6		44.1	43.2
6/10/2024	6:20	42.8		43.2	42.3
6/10/2024	6:25	42.2		42.5	42.0
6/10/2024	6:30	42.4		42.8	42.0
6/10/2024	6:35	41.9		42.1	41.6
6/10/2024	6:40	41.8	41.7	42.1	41.5
6/10/2024	6:45	41.8		42.2	41.4
6/10/2024	6:50	41.2		41.6	40.2
6/10/2024	6:55	41.1		41.8	40.2
6/10/2024	23:00	44.1		44.7	43.4
6/10/2024	23:05	45.1		47.0	43.5
6/10/2024	23:10	46.1	44.4	47.9	42.8
6/10/2024	23:15	43.1		43.8	42.6
6/10/2024	23:20	43.3		43.7	42.5
6/10/2024	23:25	43.7		44.5	42.9
6/10/2024	23:30	43.3		43.9	42.7
6/10/2024	23:35	43.6		44.3	42.8
6/10/2024	23:40	45.7	44.8	47.2	43.0
6/10/2024	23:45	46.3		48.5	43.7
6/10/2024	23:50	44.2		44.7	43.6
6/10/2024	23:55	44.9		45.7	44.2
		Mean	44.6		
		Maximum	51.1		
		Minimum	41.7		

Date	Start Time	Leq (5mins)	Leq (30mins)	L10 (5mins)	L90 (5mins)
7/10/2024	0:00	47.1		49.1	44.4
7/10/2024	0:05	44.9		45.5	44.4
7/10/2024	0:10	46.2	45.7	47.0	44.4
7/10/2024	0:15	45.7		46.8	44.0
7/10/2024	0:20	45.9		49.1	42.9
7/10/2024	0:25	43.9		44.4	43.5
7/10/2024	0:30	43.5		43.9	43.2
7/10/2024	0:35	44.2		44.2	43.1
7/10/2024	0:40	43.8	44.6	44.7	43.1
7/10/2024	0:45	45.0		45.6	43.9
7/10/2024	0:50	46.3		48.2	44.1
7/10/2024	0:55	44.6		45.3	43.7
7/10/2024	1:00	53.1		56.1	44.2
7/10/2024	1:05	49.8		51.6	46.1
7/10/2024	1:10	46.3	48.4	47.3	43.2
7/10/2024	1:15	43.3		43.7	42.7
7/10/2024	1:20	43.8		44.2	43.3
7/10/2024	1:25	43.5		44.3	42.9
7/10/2024	1:30	44.0		44.4	43.6
7/10/2024	1:35	43.4		44.1	42.8
7/10/2024	1:40	43.7	43.8	44.0	43.3
7/10/2024	1:45	43.9		44.6	43.3
7/10/2024	1:50	43.5		43.9	42.9
7/10/2024	1:55	44.1		44.6	43.4
7/10/2024	2:00	44.1		46.5	42.4
7/10/2024	2:05	42.7		43.0	42.0
7/10/2024	2:10	42.7	43.1	43.2	42.3
7/10/2024	2:15	43.1		43.6	42.3
7/10/2024	2:20	42.9		43.5	42.4
7/10/2024	2:25	42.9		43.6	42.1
7/10/2024	2:30	42.9		43.5	41.9
7/10/2024	2:35	42.7		43.1	42.2
7/10/2024	2:40	43.0	42.7	44.1	42.0
7/10/2024	2:45	42.2		42.8	41.7
7/10/2024	2:50	42.9		43.5	42.1
7/10/2024	2:55	42.5		42.8	42.0
7/10/2024	3:00	42.8		43.3	42.2
7/10/2024	3:05	43.4		45.2	42.7
7/10/2024	3:10	45.0	44.1	45.4	42.8
7/10/2024	3:15	44.2		45.8	42.9
7/10/2024	3:20	45.2		45.9	43.5
7/10/2024	3:25	43.8		46.1	43.2
7/10/2024	3:30	45.7		46.3	43.9
7/10/2024	3:35	47.2		47.3	43.3
7/10/2024	3:40	45.2	46.5	45.4	43.1
7/10/2024	3:45	48.3		54.8	44.3
7/10/2024	3:50	46.7		48.7	43.5
7/10/2024	3:55	45.1		46.2	44.0
7/10/2024	4:00	44.3		45.1	43.4
7/10/2024	4:05	44.8		46.2	42.9
7/10/2024	4:10	44.2	44.4	45.4	43.4
7/10/2024	4:15	45.0		45.1	43.8
7/10/2024	4:20	43.0		44.9	41.3
7/10/2024	4:25	45.0		46.2	43.3
7/10/2024	4:30	44.3		45.2	43.5
7/10/2024	4:35	43.2		44.7	42.7
7/10/2024	4:40	43.6	44.9	44.5	42.7
7/10/2024	4:45	43.6		45.2	42.3
7/10/2024	4:50	47.5		47.5	43.4
7/10/2024	4:55	45.5		46.1	43.0
7/10/2024	5:00	43.2		45.1	42.6
7/10/2024	5:05	43.6		45.5	43.5
7/10/2024	5:10	43.2	43.5	44.5	42.6
7/10/2024	5:15	43.9		45.4	43.4
7/10/2024	5:20	43.5		44.8	42.6
7/10/2024	5:25	43.6		44.7	42.4
7/10/2024	5:30	44.1		44.9	42.4
7/10/2024	5:35	43.6		44.9	42.1
7/10/2024	5:40	42.7	43.3	44.7	42.5
7/10/2024	5:45	43.3		43.8	41.2
7/10/2024	5:50	43.0		44.1	42.4
7/10/2024	5:55	43.1		43.9	41.5
7/10/2024	6:00	43.4		44.2	41.8
7/10/2024	6:05	44.2		45.5	43.2
7/10/2024	6:10	45.1	44.5	45.5	43.8
7/10/2024	6:15	45.4		45.9	43.8
7/10/2024	6:20	44.7		45.1	42.7
7/10/2024	6:25	44.0		45.0	43.2
7/10/2024	6:30	44.0		45.5	43.2
7/10/2024	6:35	43.5		44.2	42.6
7/10/2024	6:40	42.7	43.0	44.6	42.5
7/10/2024	6:45	43.0		44.6	42.0
7/10/2024	6:50	41.8		44.3	40.6
7/10/2024	6:55	42.8		43.4	41.0
7/10/2024	23:00	45.0		46.9	43.9
7/10/2024	23:05	46.9		47.1	44.3
7/10/2024	23:10	45.8	45.3	46.6	44.0
7/10/2024	23:15	44.6		46.0	43.3
7/10/2024	23:20	44.6		45.9	43.5
7/10/2024	23:25	44.4		47.0	43.9
7/10/2024	23:30	44.4		46.2	43.8
7/10/2024	23:35	44.8		46.9	43.9
7/10/2024	23:40	47.5	46.5	49.9	43.7
7/10/2024	23:45	48.8		51.4	44.1
7/10/2024	23:50	45.5		46.4	44.5
7/10/2024	23:55	46.5		48.8	45.0
		Mean	44.7		
		Maximum	48.4		
		Minimum	42.7		

Station: CM9

Date	Start Time	Leq (5mins)	Leq (30mins)	L10 (5mins)	L90 (5mins)
8/10/2024	0:00	48.7		51.8	44.8
8/10/2024	0:05	46.3		47.8	45.4
8/10/2024	0:10	48.5	47.5	49.5	45.5
8/10/2024	0:15	47.3		49.1	44.3
8/10/2024	0:20	47.8		51.9	44.1
8/10/2024	0:25	45.4		46.4	44.0
8/10/2024	0:30	44.1		46.3	43.9
8/10/2024	0:35	45.8		46.7	44.2
8/10/2024	0:40	45.5	46.4	46.7	43.6
8/10/2024	0:45	46.6		48.3	44.1
8/10/2024	0:50	48.8		51.2	45.1
8/10/2024	0:55	46.0		48.1	44.6
8/10/2024	1:00	54.3		58.5	44.7
8/10/2024	1:05	51.7		53.8	46.4
8/10/2024	1:10	47.5	49.8	49.0	43.7
8/10/2024	1:15	44.7		45.7	43.0
8/10/2024	1:20	45.8		46.4	44.5
8/10/2024	1:25	44.9		45.9	43.3
8/10/2024	1:30	45.0		47.0	44.0
8/10/2024	1:35	44.6		46.1	43.2
8/10/2024	1:40	45.1	45.1	46.0	43.9
8/10/2024	1:45	45.5		46.9	44.4
8/10/2024	1:50	44.3		46.0	43.5
8/10/2024	1:55	46.1		47.1	44.0
8/10/2024	2:00	45.9		45.9	43.2
8/10/2024	2:05	44.3		45.6	42.5
8/10/2024	2:10	44.0	44.5	45.7	43.3
8/10/2024	2:15	44.5		45.7	43.6
8/10/2024	2:20	44.3		46.0	43.6
8/10/2024	2:25	44.0		46.1	43.0
8/10/2024	2:30	43.5		45.7	42.5
8/10/2024	2:35	44.6		45.2	43.1
8/10/2024	2:40	43.9	43.8	46.4	43.1
8/10/2024	2:45	43.8		44.6	42.5
8/10/2024	2:50	44.0		45.4	42.7
8/10/2024	2:55	43.1		45.0	42.4
8/10/2024	3:00	43.6		45.6	43.3
8/10/2024	3:05	42.8		44.8	41.9
8/10/2024	3:10	43.9	43.5	45.3	42.3
8/10/2024	3:15	43.6		44.8	43.1
8/10/2024	3:20	44.0		45.8	43.6
8/10/2024	3:25	42.9		45.1	42.9
8/10/2024	3:30	43.4		45.3	43.0
8/10/2024	3:35	44.3		44.9	43.3
8/10/2024	3:40	43.7	44.4	44.7	42.6
8/10/2024	3:45	45.2		47.7	43.4
8/10/2024	3:50	44.7		45.2	42.6
8/10/2024	3:55	44.6		46.1	43.4
8/10/2024	4:00	43.8		45.3	42.9
8/10/2024	4:05	43.8		44.6	43.0
8/10/2024	4:10	43.3	43.7	45.2	42.8
8/10/2024	4:15	44.2		44.8	43.5
8/10/2024	4:20	43.7		44.0	42.2
8/10/2024	4:25	43.5		45.9	42.9
8/10/2024	4:30	43.5		44.6	42.3
8/10/2024	4:35	43.3		45.1	42.3
8/10/2024	4:40	42.7	43.3	44.5	41.8
8/10/2024	4:45	43.0		44.2	42.0
8/10/2024	4:50	43.7		46.4	42.9
8/10/2024	4:55	43.7		43.8	42.0
8/10/2024	5:00	42.4		44.5	42.3
8/10/2024	5:05	42.7		44.1	42.5
8/10/2024	5:10	42.9	42.7	43.7	41.8
8/10/2024	5:15	42.4		44.5	41.9
8/10/2024	5:20	42.6		43.5	41.7
8/10/2024	5:25	42.9		44.4	42.2
8/10/2024	5:30	42.5		44.1	41.9
8/10/2024	5:35	42.6		44.4	41.6
8/10/2024	5:40	43.0	42.4	43.2	41.2
8/10/2024	5:45	41.9		43.4	40.6
8/10/2024	5:50	42.2		43.3	41.3
8/10/2024	5:55	42.4		43.3	41.1
8/10/2024	6:00	42.0		43.5	40.2
8/10/2024	6:05	43.6		45.6	43.2
8/10/2024	6:10	44.0	43.3	44.8	42.3
8/10/2024	6:15	43.9		45.2	42.8
8/10/2024	6:20	43.0		44.4	42.8
8/10/2024	6:25	43.1		44.3	41.6
8/10/2024	6:30	43.0		44.2	41.6
8/10/2024	6:35	41.9		43.2	41.8
8/10/2024	6:40	42.9	42.4	43.4	42.0
8/10/2024	6:45	43.0		43.6	41.0
8/10/2024	6:50	41.0		43.4	40.6
8/10/2024	6:55	42.1		42.7	40.5

Date	Start Time	Leq (5mins)	Leq (30mins)	L10 (5mins)	L90 (5mins)
9/10/2024	0:01	45.0		46.2	44.0
9/10/2024	0:06	44.9		46.9	44.4
9/10/2024	0:11	47.3	45.8	50.5	44.7
9/10/2024	0:16	46.2		46.7	44.9
9/10/2024	0:21	45.8		46.8	44.2
9/10/2024	0:26	44.8		46.6	44.4
9/10/2024	0:31	46.1		48.9	43.4
9/10/2024	0:36	44.3		46.0	43.6
9/10/2024	0:41	44.3	44.6	45.7	43.9
9/10/2024	0:46	44.1		45.3	43.0
9/10/2024	0:51	44.2		46.2	43.4
9/10/2024	0:56	44.5		46.6	43.5
9/10/2024	1:01	46.2		48.2	44.0
9/10/2024	1:06	44.1		46.4	44.0
9/10/2024	1:11	53.4	48.6	58.1	45.0
9/10/2024	1:16	49.7		51.9	46.3
9/10/2024	1:21	45.4		47.2	43.4
9/10/2024	1:26	43.9		45.0	42.7
9/10/2024	1:31	44.2		45.9	42.8
9/10/2024	1:36	43.4		45.8	42.9
9/10/2024	1:41	44.7	44.0	45.1	43.5
9/10/2024	1:46	43.3		45.6	42.5
9/10/2024	1:51	43.5		45.4	43.0
9/10/2024	1:56	44.7		45.8	42.9
9/10/2024	2:01	44.1		44.7	43.2
9/10/2024	2:06	45.0		45.6	43.8
9/10/2024	2:11	43.1	43.8	45.2	42.2
9/10/2024	2:16	43.7		44.0	42.4
9/10/2024	2:21	43.0		44.1	42.9
9/10/2024	2:26	43.8		45.5	42.1
9/10/2024	2:31	43.6		44.6	42.3
9/10/2024	2:36	42.8		45.0	42.2
9/10/2024	2:41	43.0	43.1	44.9	41.7
9/10/2024	2:46	43.1		44.2	42.5
9/10/2024	2:51	43.3		45.8	42.5
9/10/2024	2:56	42.6		44.4	41.2
9/10/2024	3:01	42.6		45.2	42.0
9/10/2024	3:06	42.3		43.8	41.9
9/10/2024	3:11	43.1	44.5	44.6	41.5
9/10/2024	3:16	44.4		46.7	43.8
9/10/2024	3:21	47.2		49.7	44.0
9/10/2024	3:26	45.3		47.1	43.5
9/10/2024	3:31	46.3		47.1	44.1
9/10/2024	3:36	44.6		45.7	43.6
9/10/2024	3:41	46.3	48.1	47.5	44.3
9/10/2024	3:46	49.5		51.2	43.6
9/10/2024	3:51	46.6		47.3	44.1
9/10/2024	3:56	51.3		58.1	44.1
9/10/2024	4:01	50.4		52.3	43.6
9/10/2024	4:06	46.4		47.2	43.8
9/10/2024	4:11	45.3	46.7	45.9	44.5
9/10/2024	4:16	44.8		46.9	43.6
9/10/2024	4:21	45.3		46.2	43.8
9/10/2024	4:26	44.5		45.9	43.8
9/10/2024	4:31	45.1		45.1	43.3
9/10/2024	4:36	45.4		46.6	43.6
9/10/2024	4:41	45.4	44.8	46.1	43.9
9/10/2024	4:46	43.9		46.0	43.2
9/10/2024	4:51	44.1		45.0	43.0
9/10/2024	4:56	44.9		46.3	42.9
9/10/2024	5:01	45.0		49.1	43.9
9/10/2024	5:06	44.3		46.6	43.5
9/10/2024	5:11	44.3	44.6	46.3	43.0
9/10/2024	5:16	45.2		46.4	43.4
9/10/2024	5:21	44.4		45.2	42.7
9/10/2024	5:26	44.4		45.7	43.2
9/10/2024	5:31	44.3		45.8	43.5
9/10/2024	5:36	44.1		46.0	44.0
9/10/2024	5:41	45.4	44.3	45.8	43.6
9/10/2024	5:46	45.0		47.0	42.5
9/10/2024	5:51	43.8		44.7	42.5
9/10/2024	5:56	43.0		45.5	42.2
9/10/2024	6:01	43.6		44.7	42.5
9/10/2024	6:06	43.6		45.1	42.4
9/10/2024	6:11	44.6	45.1	46.2	42.8
9/10/2024	6:16	45.9		46.7	43.7
9/10/2024	6:21	46.5		46.6	43.8
9/10/2024	6:26	45.5		47.6	44.5
9/10/2024	6:31	45.0		46.1	44.2
9/10/2024	6:36	44.1		45.2	43.3
9/10/2024	6:41	44.0	44.1	45.3	43.2
9/10/2024	6:46	44.0		45.6	43.4
9/10/2024	6:51	43.8		45.6	43.4
9/10/2024	6:56	43.4		45.2	42.4

Date	Start Time	Leq (5mins)	Leq (30mins)	L10 (5mins)	L90 (5mins)
10/10/2024	0:01	46.6		48.5	44.9
10/10/2024	0:06	46.8		49.5	45.3
10/10/2024	0:11	50.1	48.8	54.0	45.8
10/10/2024	0:16	47.4		49.5	45.0
10/10/2024	0:21	51.0		52.8	45.6
10/10/2024	0:26	49.2		51.7	44.9
10/10/2024	0:31	49.1		53.6	44.1
10/10/2024	0:36	46.4		48.2	44.7
10/10/2024	0:41	45.9	47.2	47.1	44.9
10/10/2024	0:46	47.4		48.3	44.5
10/10/2024	0:51	45.5		48.8	43.9
10/10/2024	0:56	47.8		49.4	45.2
10/10/2024	1:01	50.8		55.1	45.6
10/10/2024	1:06	47.4		50.6	44.5
10/10/2024	1:11	56.4	52.2	60.1	45.0
10/10/2024	1:16	53.4		57.3	46.9
10/10/2024	1:21	51.1		52.0	44.3
10/10/2024	1:26	45.4		46.4	44.4
10/10/2024	1:31	46.7		47.5	45.2
10/10/2024	1:36	46.2		47.5	44.8
10/10/2024	1:41	46.4	46.6	47.9	45.7
10/10/2024	1:46	46.7		47.3	44.5
10/10/2024	1:51	46.3		46.8	45.1
10/10/2024	1:56	47.4		49.9	45.0
10/10/2024	2:01	45.8		47.5	44.1
10/10/2024	2:06	46.7		48.0	44.9
10/10/2024	2:11	45.8	45.6	46.6	43.9
10/10/2024	2:16	45.2		46.1	43.9
10/10/2024	2:21	44.4		46.5	43.5
10/10/2024	2:26	45.5		46.4	43.2
10/10/2024	2:31	45.1		46.8	44.0
10/10/2024	2:36	45.0		46.2	44.0
10/10/2024	2:41	44.5	45.1	46.6	43.5
10/10/2024	2:46	45.1		45.9	43.4
10/10/2024	2:51	45.8		47.7	43.6
10/10/2024	2:56	44.7		45.6	43.6
10/10/2024	3:01	44.7		46.5	43.8
10/10/2024	3:06	44.3		46.7	43.9
10/10/2024	3:11	45.1	44.7	47.1	44.2
10/10/2024	3:16	44.3		45.2	43.4
10/10/2024	3:21	44.7		45.1	43.0
10/10/2024	3:26	44.8		46.0	42.7
10/10/2024	3:31	44.3		46.2	43.4
10/10/2024	3:36	44.4		45.6	43.7
10/10/2024	3:41	44.6	45.2	46.6	43.1
10/10/2024	3:46	45.4		47.3	43.6
10/10/2024	3:51	44.5		45.1	43.3
10/10/2024	3:56	47.3		52.4	44.1
10/10/2024	4:01	46.1		47.7	43.7
10/10/2024	4:06	44.6		46.4	43.7
10/10/2024	4:11	44.9	44.8	45.2	44.1
10/10/2024	4:16	43.9		45.5	43.5
10/10/2024	4:21	44.6		45.0	42.8
10/10/2024	4:26	44.4		45.6	43.2
10/10/2024	4:31	43.3		44.3	42.5
10/10/2024	4:36	43.7		46.0	42.7
10/10/2024	4:41	44.0	43.8	45.3	43.5
10/10/2024	4:46	44.1		44.9	42.5
10/10/2024	4:51	43.5		44.5	42.5
10/10/2024	4:56	43.9		44.7	43.1
10/10/2024	5:01	47.0		47.2	43.1
10/10/2024	5:06	45.5		45.6	42.8
10/10/2024	5:11	43.8	44.6	44.9	42.8
10/10/2024	5:16	43.2		45.0	42.6
10/10/2024	5:21	42.8		44.8	42.3
10/10/2024	5:26	43.7		44.7	42.7
10/10/2024	5:31	42.6		44.5	42.3
10/10/2024	5:36	44.3		45.0	42.5
10/10/2024	5:41	43.9	43.4	44.5	42.9
10/10/2024	5:46	43.5		45.2	42.5
10/10/2024	5:51	42.7		44.6	42.5
10/10/2024	5:56	43.2		44.5	41.2
10/10/2024	6:01	42.9		44.0	41.9
10/10/2024	6:06	42.8		44.4	41.4
10/10/2024	6:11	42.4	43.9	44.4	42.1
10/10/2024	6:16	44.5		45.3	43.4
10/10/2024	6:21	45.4		46.0	43.4
10/10/2024	6:26	44.7		46.2	44.1
10/10/2024	6:31	43.2		44.8	42.6
10/10/2024	6:36	42.6		44.2	41.9
10/10/2024	6:41	44.1	43.2	44.7	41.9
10/10/2024	6:46	43.5		44.4	40.8
10/10/2024	6:51	42.6		44.6	41.7
10/10/2024	6:56	42.8		44.5	41.0

8/10/2024	23:01	44.7		46.6	43.2
8/10/2024	23:06	44.4		46.6	44.1
8/10/2024	23:11	43.9	44.3	46.0	43.5
8/10/2024	23:16	44.6		45.9	43.4
8/10/2024	23:21	44.5		45.6	42.6
8/10/2024	23:26	43.3		45.4	42.6
8/10/2024	23:31	43.8		44.8	42.8
8/10/2024	23:36	43.5		45.5	42.5
8/10/2024	23:41	43.4	44.5	45.6	42.4
8/10/2024	23:46	44.5		45.7	42.6
8/10/2024	23:51	45.7		46.9	42.9
8/10/2024	23:56	45.7		47.7	43.0
		Mean	44.5		
		Maximum	49.8		
		Minimum	42.4		

9/10/2024	23:01	47.5		50.3	44.2
9/10/2024	23:06	47.0		49.0	45.2
9/10/2024	23:11	46.8	47.4	48.0	45.1
9/10/2024	23:16	49.4		50.0	44.4
9/10/2024	23:21	47.8		47.9	44.3
9/10/2024	23:26	44.7		46.6	44.4
9/10/2024	23:31	45.8		46.8	44.5
9/10/2024	23:36	46.1		47.6	44.8
9/10/2024	23:41	44.9	48.5	47.2	43.7
9/10/2024	23:46	46.3		48.1	44.0
9/10/2024	23:51	50.6		52.3	44.3
9/10/2024	23:56	51.9		55.7	45.3
		Mean	45.5		
		Maximum	48.6		
		Minimum	43.1		

10/10/2024	23:01	44.9		47.1	44.1
10/10/2024	23:06	45.7		46.8	44.5
10/10/2024	23:11	45.7	45.6	46.1	44.6
10/10/2024	23:16	45.7		47.2	44.7
10/10/2024	23:21	46.7		48.5	43.8
10/10/2024	23:26	44.7		46.0	43.6
10/10/2024	23:31	44.0		46.0	43.2
10/10/2024	23:36	44.3		46.4	43.9
10/10/2024	23:41	44.7	45.5	45.6	43.2
10/10/2024	23:46	45.2		45.7	43.5
10/10/2024	23:51	46.8		49.4	43.4
10/10/2024	23:56	47.0		50.7	44.8
		Mean	45.6		
		Maximum	52.2		
		Minimum	43.2		

Station: CM9

Date	Start Time	Leq (5mins)	Leq (30mins)	L10 (5mins)	L90 (5mins)
11/10/2024	0:01	45.7		47.0	44.4
11/10/2024	0:06	45.6		47.2	44.8
11/10/2024	0:11	47.7	46.5	51.5	45.4
11/10/2024	0:16	46.3		47.5	44.7
11/10/2024	0:21	46.9		48.6	44.7
11/10/2024	0:26	46.7		49.3	44.7
11/10/2024	0:31	46.7		50.6	43.4
11/10/2024	0:36	45.0		46.6	44.7
11/10/2024	0:41	44.7	45.6	45.4	43.8
11/10/2024	0:46	45.4		45.6	44.1
11/10/2024	0:51	45.2		47.2	43.8
11/10/2024	0:56	46.4		48.0	44.8
11/10/2024	1:01	47.8		50.2	44.9
11/10/2024	1:06	46.3		47.5	44.9
11/10/2024	1:11	54.4	49.8	58.6	45.3
11/10/2024	1:16	50.3		53.7	47.2
11/10/2024	1:21	47.8		48.7	44.3
11/10/2024	1:26	44.4		45.1	43.8
11/10/2024	1:31	44.6		46.3	44.4
11/10/2024	1:36	44.3		46.6	43.7
11/10/2024	1:41	45.7	44.9	45.8	44.2
11/10/2024	1:46	44.7		45.9	43.9
11/10/2024	1:51	45.0		45.9	43.8
11/10/2024	1:56	45.0		46.2	43.7
11/10/2024	2:01	44.1		45.6	44.1
11/10/2024	2:06	45.1		46.0	43.7
11/10/2024	2:11	45.1	44.3	45.7	43.4
11/10/2024	2:16	43.3		45.2	42.3
11/10/2024	2:21	43.4		44.8	43.3
11/10/2024	2:26	44.3		46.0	43.2
11/10/2024	2:31	44.6		45.2	42.9
11/10/2024	2:36	43.5		46.1	43.1
11/10/2024	2:41	43.3	43.7	45.3	43.1
11/10/2024	2:46	43.7		45.5	43.3
11/10/2024	2:51	43.5		45.5	42.3
11/10/2024	2:56	43.7		44.4	42.5
11/10/2024	3:01	44.0		45.2	42.4
11/10/2024	3:06	43.2		45.0	41.2
11/10/2024	3:11	43.5	44.1	45.6	42.5
11/10/2024	3:16	43.9		45.5	43.1
11/10/2024	3:21	45.4		46.0	43.2
11/10/2024	3:26	44.5		46.6	43.5
11/10/2024	3:31	44.7		46.4	44.1
11/10/2024	3:36	44.0		46.0	43.0
11/10/2024	3:41	45.6	46.3	46.3	44.0
11/10/2024	3:46	46.1		46.5	43.6
11/10/2024	3:51	45.7		47.6	43.4
11/10/2024	3:56	49.4		54.8	43.4
11/10/2024	4:01	47.1		49.0	43.5
11/10/2024	4:06	44.3		47.0	43.4
11/10/2024	4:11	44.0	44.8	45.9	43.9
11/10/2024	4:16	44.2		45.4	43.5
11/10/2024	4:21	44.3		45.5	43.7
11/10/2024	4:26	43.9		45.1	43.3
11/10/2024	4:31	43.0		44.8	42.8
11/10/2024	4:36	44.4		46.2	43.7
11/10/2024	4:41	44.6	43.9	45.5	42.9
11/10/2024	4:46	44.2		45.2	42.5
11/10/2024	4:51	42.8		44.1	42.3
11/10/2024	4:56	44.0		45.7	43.1
11/10/2024	5:01	45.9		47.0	43.7
11/10/2024	5:06	44.7		45.0	42.7
11/10/2024	5:11	43.8	44.2	45.4	42.9
11/10/2024	5:16	43.7		45.3	43.3
11/10/2024	5:21	42.9		44.4	42.3
11/10/2024	5:26	43.7		45.4	42.4
11/10/2024	5:31	43.6		45.1	42.1
11/10/2024	5:36	43.6		45.6	42.9
11/10/2024	5:41	43.3	43.3	45.3	42.2
11/10/2024	5:46	43.3		45.9	42.4
11/10/2024	5:51	43.1		44.0	42.2
11/10/2024	5:56	42.8		44.1	42.1
11/10/2024	6:01	42.6		44.7	41.9
11/10/2024	6:06	43.1		44.3	41.8
11/10/2024	6:11	43.7	44.1	44.5	42.6
11/10/2024	6:16	44.6		46.1	43.8
11/10/2024	6:21	45.1		46.0	43.7
11/10/2024	6:26	44.9		46.3	44.3
11/10/2024	6:31	43.7		45.1	43.0
11/10/2024	6:36	43.7		45.1	42.7
11/10/2024	6:41	43.8	43.4	45.2	43.2
11/10/2024	6:46	43.1		44.8	42.0
11/10/2024	6:51	42.7		44.7	42.3
11/10/2024	6:56	43.3		43.9	42.2

11/10/2024	23:01	45.0		48.1	44.7
11/10/2024	23:06	45.1		47.2	44.1
11/10/2024	23:11	44.9	45.7	47.5	44.4
11/10/2024	23:16	46.8		47.5	43.8
11/10/2024	23:21	47.6		49.5	43.7
11/10/2024	23:26	43.9		46.3	43.5
11/10/2024	23:31	45.0		46.0	43.3
11/10/2024	23:36	44.6		46.8	44.1
11/10/2024	23:41	45.2	46.4	45.8	43.4
11/10/2024	23:46	45.5		46.5	43.8
11/10/2024	23:51	47.5		49.7	44.2
11/10/2024	23:56	48.7		51.6	44.1
		Mean	45.1		
		Maximum	49.8		
		Minimum	43.3		

Date	Start Time	Leq (5mins)	Leq (30mins)	L10 (5mins)	L90 (5mins)
12/10/2024	0:01	44.9		47.4	44.0
12/10/2024	0:06	46.1		47.9	44.9
12/10/2024	0:11	48.1	46.9	51.2	44.7
12/10/2024	0:16	46.4		47.7	45.4
12/10/2024	0:21	47.5		49.8	45.0
12/10/2024	0:26	47.6		49.6	44.6
12/10/2024	0:31	47.8		51.7	43.9
12/10/2024	0:36	45.2		47.2	44.0
12/10/2024	0:41	45.4	45.9	45.8	44.0
12/10/2024	0:46	45.3		46.8	43.7
12/10/2024	0:51	45.0		46.8	43.8
12/10/2024	0:56	46.3		47.4	44.2
12/10/2024	1:01	47.7		51.4	44.2
12/10/2024	1:06	46.6		47.7	44.8
12/10/2024	1:11	55.6	50.6	58.3	45.2
12/10/2024	1:16	51.2		54.5	46.2
12/10/2024	1:21	47.9		48.9	44.3
12/10/2024	1:26	44.4		46.1	43.4
12/10/2024	1:31	45.5		46.3	44.2
12/10/2024	1:36	44.3		46.0	43.7
12/10/2024	1:41	45.9	45.1	46.7	44.8
12/10/2024	1:46	44.4		46.0	43.9
12/10/2024	1:51	45.5		46.2	44.5
12/10/2024	1:56	44.6		47.0	43.8
12/10/2024	2:01	45.1		46.3	43.9
12/10/2024	2:06	46.2		47.2	43.7
12/10/2024	2:11	45.9	45.1	46.5	42.8
12/10/2024	2:16	44.6		44.6	42.7
12/10/2024	2:21	44.5		44.9	42.7
12/10/2024	2:26	43.8		45.9	43.6
12/10/2024	2:31	44.7		45.1	43.4
12/10/2024	2:36	44.2		45.4	43.2
12/10/2024	2:41	44.5	44.2	45.3	42.9
12/10/2024	2:46	43.9		45.4	43.3
12/10/2024	2:51	44.7		46.1	42.4
12/10/2024	2:56	43.0		45.0	42.7
12/10/2024	3:01	43.4		45.2	42.8
12/10/2024	3:06	43.8		45.0	43.2
12/10/2024	3:11	44.1	43.8	45.7	43.2
12/10/2024	3:16	44.0		45.4	42.3
12/10/2024	3:21	44.0		44.6	42.7
12/10/2024	3:26	43.4		45.0	42.9
12/10/2024	3:31	43.6		46.3	42.9
12/10/2024	3:36	43.8		44.6	42.8
12/10/2024	3:41	43.6	44.2	45.7	42.5
12/10/2024	3:46	44.5		45.6	42.6
12/10/2024	3:51	44.3		45.0	43.0
12/10/2024	3:56	45.2		47.6	43.4
12/10/2024	4:01	44.3		45.8	42.9
12/10/2024	4:06	44.5		45.3	43.2
12/10/2024	4:11	43.6	43.9	45.0	43.5
12/10/2024	4:16	43.7		44.7	42.8
12/10/2024	4:21	42.8		45.1	41.9
12/10/2024	4:26	44.3		44.7	42.8
12/10/2024	4:31	43.7		44.5	42.1
12/10/2024	4:36	44.2		44.8	43.2
12/10/2024	4:41	43.6	43.4	44.9	42.7
12/10/2024	4:46	43.3		45.1	42.6
12/10/2024	4:51	42.3		43.9	41.8
12/10/2024	4:56	43.2		44.8	41.7
12/10/2024	5:01	44.8		45.8	42.3
12/10/2024	5:06	44.1		44.6	42.5
12/10/2024	5:11	42.9	43.5	44.8	42.3
12/10/2024	5:16	43.8		44.3	42.3
12/10/2024	5:21	42.3		44.1	41.1
12/10/2024	5:26	42.9		44.2	42.3
12/10/2024	5:31	42.3		43.6	41.9
12/10/2024	5:36	43.4		44.6	42.4
12/10/2024	5:41	43.2	42.6	43.8	41.7
12/10/2024	5:46	42.8		44.1	41.7
12/10/2024	5:51	42.4		44.2	41.7
12/10/2024	5:56	41.5		43.6	41.1
12/10/2024	6:01	42.5		44.0	41.5
12/10/2024	6:06	42.4		43.4	41.2
12/10/2024	6:11	42.1	43.2	44.2	41.4
12/10/2024	6:16	44.4		44.8	42.4
12/10/2024	6:21	43.7		44.9	42.3
12/10/2024	6:26	43.9		46.1	43.4
12/10/2024	6:31	43.1		44.9	42.1
12/10/2024	6:36	43.2		44.6	41.6
12/10/2024	6:41	42.5	42.8	43.7	41.7
12/10/2024	6:46	43.0		43.8	41.7
12/10/2024	6:51	42.4		44.0	41.1
12/10/2024	6:56	42.2		43.2	41.1

12/10/2024	23:01	44.4		46.4	43.4
12/10/2024	23:06	44.5		46.7	44.1
12/10/2024	23:11	44.8	44.6	46.4	44.0
12/10/2024	23:16	45.4		45.9	43.8
12/10/2024	23:21	44.9		44.9	43.3
12/10/2024	23:26	43.2		45.0	42.1
12/10/2024	23:31	43.4		45.3	42.8
12/10/2024	23:36	44.8		46.1	42.9
12/10/2024	23:41	44.0	44.4	46.0	42.4
12/10/2024	23:46	43.9		45.1	42.4
12/10/2024	23:51	44.9		47.1	42.8
12/10/2024	23:56	45.3		47.2	43.2
		Mean	44.6		
		Maximum	50.6		
		Minimum	42.6		

Date	Start Time	Leq (5mins)	Leq (30mins)	L10 (5mins)	L90 (5mins)
13/10/2024	0:01	44.1		46.4	43.3
13/10/2024	0:06	45.8		47.6	43.9
13/10/2024	0:11	46.7	45.7	50.6	44.4
13/10/2024	0:16	45.5		47.1	45.0
13/10/2024	0:21	46.0		47.5	44.8
13/10/2024	0:26	45.5		46.4	44.5
13/10/2024	0:31	45.7		49.0	43.6
13/10/2024	0:36	44.2		46.2	43.8
13/10/2024	0:41	44.7	44.9	45.3	43.7
13/10/2024	0:46	44.1		45.2	43.6
13/10/2024	0:51	44.8		46.2	42.9
13/10/2024	0:56	45.8		46.7	44.3
13/10/2024	1:01	45.7		48.3	44.5
13/10/2024	1:06	44.6		46.0	43.5
13/10/2024	1:11	52.3	48.1	57.5	45.1
13/10/2024	1:16	49.4		52.2	45.6
13/10/2024	1:21	46.2		47.5	43.5
13/10/2024	1:26	43.2		44.9	41.4
13/10/2024	1:31	44.5		46.0	43.2
13/10/2024	1:36	44.3		45.3	42.5
13/10/2024	1:41	44.0	44.2	45.4	43.4
13/10/2024	1:46	43.6		44.8	42.5
13/10/2024	1:51	44.1		45.7	43.0
13/10/2024	1:56	44.5		45.8	42.8
13/10/2024	2:01	44.3		44.9	43.3
13/10/2024	2:06	45.0		46.3	43.5
13/10/2024	2:11	43.1	43.8	44.6	42.4
13/10/2024	2:16	43.2		44.5	42.3
13/10/2024	2:21	43.5		44.8	41.9
13/10/2024	2:26	43.4		45.3	41.9
13/10/2024	2:31	44.0		45.5	42.3
13/10/2024	2:36	43.7		45.1	42.4
13/10/2024	2:41	42.9	43.2	44.6	41.5
13/10/2024	2:46	43.2		44.4	42.6
13/10/2024	2:51	43.2		45.8	42.3
13/10/2024	2:56	41.9		44.4	40.0
13/10/2024	3:01	43.6		44.3	42.6
13/10/2024	3:06	42.1		44.1	41.2
13/10/2024	3:11	42.7	44.4	45.0	41.4
13/10/2024	3:16	44.8		46.5	44.1
13/10/2024	3:21	46.6		47.1	43.9
13/10/2024	3:26	45.2		46.9	43.7
13/10/2024	3:31	46.1		47.9	44.7
13/10/2024	3:36	45.2		46.7	43.8
13/10/2024	3:41	46.8	48.2	47.8	44.5
13/10/2024	3:46	49.3		50.7	43.5
13/10/2024	3:51	47.5		48.9	44.5
13/10/2024	3:56	51.3		58.4	43.9
13/10/2024	4:01	51.6		52.9	44.1
13/10/2024	4:06	45.9		47.7	44.3
13/10/2024	4:11	45.4	47.3	46.5	43.7
13/10/2024	4:16	45.5		46.0	44.3
13/10/2024	4:21	45.7		46.1	43.9
13/10/2024	4:26	44.5		46.4	43.7
13/10/2024	4:31	44.0		45.5	43.6
13/10/2024	4:36	44.9		47.0	43.4
13/10/2024	4:41	44.5	44.2	46.4	44.2
13/10/2024	4:46	44.4		45.4	43.5
13/10/2024	4:51	43.6		44.8	43.3
13/10/2024	4:56	44.0		46.6	43.5
13/10/2024	5:01	44.4		49.2	44.1
13/10/2024	5:06	45.6		47.2	43.0
13/10/2024	5:11	44.8	44.7	46.6	43.0
13/10/2024	5:16	44.5		47.0	43.9
13/10/2024	5:21	44.3		45.5	43.0
13/10/2024	5:26	44.7		46.7	43.6
13/10/2024	5:31	43.7		45.1	42.8
13/10/2024	5:36	44.1		46.3	43.8
13/10/2024	5:41	44.7	44.0	46.4	44.0
13/10/2024	5:46	45.0		46.1	43.5
13/10/2024	5:51	43.2		45.4	42.9
13/10/2024	5:56	42.8		45.5	41.5
13/10/2024	6:01	43.3		45.1	43.2
13/10/2024	6:06	43.2		45.2	42.1
13/10/2024	6:11	44.6	45.1	45.7	42.9
13/10/2024	6:16	45.8		46.4	43.6
13/10/2024	6:21	46.9		48.3	44.4
13/10/2024	6:26	45.8		47.9	44.4
13/10/2024	6:31	44.0		45.6	43.9
13/10/2024	6:36	43.9		45.4	43.7
13/10/2024	6:41	44.8	43.9	45.3	43.8
13/10/2024	6:46	44.4		45.5	43.5
13/10/2024	6:51	43.2		45.7	42.9
13/10/2024	6:56	43.0		45.3	42.3

13/10/2024	23:01	46.5		50.4	44.5
13/10/2024	23:06	46.4		48.5	44.7
13/10/2024	23:11	46.1	47.1	48.6	44.9
13/10/2024	23:16	49.3		49.9	44.8
13/10/2024	23:21	47.9		51.6	43.8
13/10/2024	23:26	45.2		46.9	43.6
13/10/2024	23:31	46.6		46.6	44.1
13/10/2024	23:36	46.7		47.7	44.6
13/10/2024	23:41	45.8	48.9	47.1	44.5
13/10/2024	23:46	45.7		48.3	44.8
13/10/2024	23:51	50.7		51.9	44.4
13/10/2024	23:56	52.5		55.6	45.6
		Mean	45.5		
		Maximum	48.9		
		Minimum	43.2		

Station: CM9

Date	Start Time	Leq (5mins)	Leq (30mins)	L10 (5mins)	L90 (5mins)
14/10/2024	0:01	47.0		47.7	44.9
14/10/2024	0:06	47.5		50.2	45.0
14/10/2024	0:11	51.0	49.0	53.2	45.2
14/10/2024	0:16	47.3		49.3	45.0
14/10/2024	0:21	50.5		53.9	45.2
14/10/2024	0:26	49.0		51.7	45.2
14/10/2024	0:31	50.0		54.4	44.5
14/10/2024	0:36	45.6		47.5	44.9
14/10/2024	0:41	44.8	47.6	46.7	43.9
14/10/2024	0:46	48.2		49.6	44.9
14/10/2024	0:51	46.2		48.2	44.6
14/10/2024	0:56	48.4		49.4	45.4
14/10/2024	1:01	51.3		55.7	45.8
14/10/2024	1:06	48.5		50.3	44.7
14/10/2024	1:11	56.7	52.4	60.7	45.8
14/10/2024	1:16	53.6		57.1	47.0
14/10/2024	1:21	50.3		51.2	44.9
14/10/2024	1:26	46.0		47.2	43.5
14/10/2024	1:31	46.1		48.2	45.2
14/10/2024	1:36	45.6		47.3	44.9
14/10/2024	1:41	46.2	46.0	48.3	45.3
14/10/2024	1:46	46.3		47.3	44.6
14/10/2024	1:51	45.7		47.2	44.7
14/10/2024	1:56	46.2		50.7	44.2
14/10/2024	2:01	45.8		47.1	43.8
14/10/2024	2:06	47.3		48.1	44.2
14/10/2024	2:11	49.2	46.7	50.3	43.6
14/10/2024	2:16	45.5		46.6	43.5
14/10/2024	2:21	45.2		46.6	43.1
14/10/2024	2:26	45.7		46.7	43.6
14/10/2024	2:31	44.6		46.3	43.6
14/10/2024	2:36	44.8		47.0	43.3
14/10/2024	2:41	45.3	44.9	46.0	43.3
14/10/2024	2:46	44.9		46.3	43.9
14/10/2024	2:51	45.0		47.1	43.9
14/10/2024	2:56	44.5		46.6	43.1
14/10/2024	3:01	44.4		47.2	42.4
14/10/2024	3:06	44.8		46.1	44.0
14/10/2024	3:11	45.9	44.6	46.7	44.5
14/10/2024	3:16	43.3		46.0	42.8
14/10/2024	3:21	44.9		45.2	42.9
14/10/2024	3:26	44.1		45.9	42.8
14/10/2024	3:31	45.0		46.2	44.3
14/10/2024	3:36	44.5		45.1	43.6
14/10/2024	3:41	44.3	45.4	46.0	43.6
14/10/2024	3:46	45.4		48.0	43.3
14/10/2024	3:51	45.3		46.0	43.1
14/10/2024	3:56	47.2		52.8	43.8
14/10/2024	4:01	45.9		48.6	44.0
14/10/2024	4:06	45.0		46.7	43.8
14/10/2024	4:11	43.8	44.5	44.9	43.4
14/10/2024	4:16	43.8		45.6	43.2
14/10/2024	4:21	44.0		45.5	43.4
14/10/2024	4:26	44.4		45.7	43.7
14/10/2024	4:31	43.0		45.0	42.4
14/10/2024	4:36	43.9		45.8	43.0
14/10/2024	4:41	44.9	43.6	46.1	43.6
14/10/2024	4:46	42.9		45.5	42.6
14/10/2024	4:51	42.9		44.2	42.5
14/10/2024	4:56	43.6		45.6	42.3
14/10/2024	5:01	46.5		46.8	42.9
14/10/2024	5:06	45.9		47.9	42.8
14/10/2024	5:11	43.7	44.6	44.5	42.4
14/10/2024	5:16	43.2		45.6	43.0
14/10/2024	5:21	43.3		43.9	42.6
14/10/2024	5:26	44.1		44.2	42.5
14/10/2024	5:31	42.6		44.7	42.4
14/10/2024	5:36	43.8		45.1	42.8
14/10/2024	5:41	43.8	43.2	44.8	43.2
14/10/2024	5:46	43.3		45.4	42.0
14/10/2024	5:51	42.5		43.6	42.0
14/10/2024	5:56	43.0		44.3	41.3
14/10/2024	6:01	42.5		43.9	41.5
14/10/2024	6:06	43.3		44.3	41.9
14/10/2024	6:11	42.6	44.0	44.1	42.1
14/10/2024	6:16	44.8		44.9	43.0
14/10/2024	6:21	44.6		46.2	43.5
14/10/2024	6:26	45.2		46.5	44.1
14/10/2024	6:31	44.3		45.1	43.0
14/10/2024	6:36	43.1		44.2	42.4
14/10/2024	6:41	42.9	43.2	44.3	42.2
14/10/2024	6:46	43.0		43.8	42.4
14/10/2024	6:51	43.3		43.6	42.5
14/10/2024	6:56	42.5		43.8	42.3

14/10/2024	23:01	45.1		47.8	44.3
14/10/2024	23:06	44.9		46.8	44.5
14/10/2024	23:11	45.8	45.6	46.3	44.0
14/10/2024	23:16	46.5		47.0	44.7
14/10/2024	23:21	46.8		49.6	43.7
14/10/2024	23:26	43.9		46.3	43.5
14/10/2024	23:31	44.0		45.5	43.0
14/10/2024	23:36	45.0		46.7	43.6
14/10/2024	23:41	43.9	45.3	45.3	43.1
14/10/2024	23:46	44.8		45.9	43.1
14/10/2024	23:51	46.2		49.0	44.0
14/10/2024	23:56	47.1		50.0	44.9
		Mean	45.7		
		Maximum	52.4		
		Minimum	43.2		

Date	Start Time	Leq (5mins)	Leq (30mins)	L10 (5mins)	L90 (5mins)
15/10/2024	0:01	45.8		46.8	43.9
15/10/2024	0:06	46.4		47.5	45.1
15/10/2024	0:11	48.0	46.9	51.0	45.3
15/10/2024	0:16	45.6		47.1	44.6
15/10/2024	0:21	47.7		48.5	45.2
15/10/2024	0:26	47.4		48.2	45.1
15/10/2024	0:31	46.6		51.4	43.4
15/10/2024	0:36	45.6		46.9	44.3
15/10/2024	0:41	44.7	45.5	45.5	44.3
15/10/2024	0:46	44.9		45.9	43.3
15/10/2024	0:51	45.0		47.1	44.3
15/10/2024	0:56	46.0		47.0	44.5
15/10/2024	1:01	47.3		50.6	44.6
15/10/2024	1:06	45.2		47.4	44.6
15/10/2024	1:11	54.3	49.6	58.3	44.9
15/10/2024	1:16	50.2		53.7	46.7
15/10/2024	1:21	47.9		49.2	43.6
15/10/2024	1:26	44.5		46.2	43.1
15/10/2024	1:31	44.8		46.5	43.9
15/10/2024	1:36	43.9		46.5	43.3
15/10/2024	1:41	44.5	44.4	46.1	43.8
15/10/2024	1:46	44.0		45.6	43.8
15/10/2024	1:51	44.8		45.5	44.1
15/10/2024	1:56	44.3		46.2	42.3
15/10/2024	2:01	44.7		45.6	43.6
15/10/2024	2:06	44.7		46.9	44.0
15/10/2024	2:11	44.6	44.2	45.5	43.5
15/10/2024	2:16	43.5		45.0	42.7
15/10/2024	2:21	43.1		45.0	42.6
15/10/2024	2:26	44.1		45.9	43.2
15/10/2024	2:31	44.1		45.5	42.7
15/10/2024	2:36	44.1		45.6	42.4
15/10/2024	2:41	43.7	44.0	45.2	42.4
15/10/2024	2:46	44.4		44.7	43.3
15/10/2024	2:51	44.2		45.8	42.4
15/10/2024	2:56	43.6		44.2	42.2
15/10/2024	3:01	43.4		45.5	42.7
15/10/2024	3:06	44.2		45.0	43.2
15/10/2024	3:11	43.4	44.1	45.0	43.2
15/10/2024	3:16	44.3		45.9	43.1
15/10/2024	3:21	45.2		45.8	42.9
15/10/2024	3:26	44.1		45.7	43.3
15/10/2024	3:31	45.7		46.4	44.5
15/10/2024	3:36	44.0		45.4	43.9
15/10/2024	3:41	44.8	46.1	46.6	43.4
15/10/2024	3:46	46.7		46.8	43.7
15/10/2024	3:51	45.8		46.4	43.0
15/10/2024	3:56	48.4		55.2	43.3
15/10/2024	4:01	47.3		48.9	43.7
15/10/2024	4:06	45.0		46.2	44.1
15/10/2024	4:11	44.9	45.4	45.9	43.6
15/10/2024	4:16	45.2		46.1	43.6
15/10/2024	4:21	44.4		46.1	43.3
15/10/2024	4:26	44.7		45.1	43.3
15/10/2024	4:31	43.1		44.8	42.3
15/10/2024	4:36	44.5		46.4	43.4
15/10/2024	4:41	43.8	43.8	45.5	42.9
15/10/2024	4:46	43.5		45.0	42.5
15/10/2024	4:51	43.8		44.5	43.0
15/10/2024	4:56	43.9		44.9	42.4
15/10/2024	5:01	47.9		49.3	42.7
15/10/2024	5:06	46.5		47.8	43.0
15/10/2024	5:11	44.3	45.4	44.8	42.9
15/10/2024	5:16	44.3		45.1	43.1
15/10/2024	5:21	43.5		44.0	41.9
15/10/2024	5:26	43.8		44.6	42.5
15/10/2024	5:31	43.8		44.5	42.4
15/10/2024	5:36	44.3		45.4	42.9
15/10/2024	5:41	43.2	43.5	45.5	43.1
15/10/2024	5:46	43.7		45.4	42.1
15/10/2024	5:51	43.3		44.2	42.4
15/10/2024	5:56	42.9		43.8	41.3
15/10/2024	6:01	43.0		44.4	42.2
15/10/2024	6:06	43.0		44.2	42.4
15/10/2024	6:11	42.8	43.8	44.8	42.5
15/10/2024	6:16	44.7		45.8	43.0
15/10/2024	6:21	44.7		45.6	42.9
15/10/2024	6:26	44.3		46.2	44.0
15/10/2024	6:31	43.5		45.8	43.0
15/10/2024	6:36	43.2		44.6	42.2
15/10/2024	6:41	44.0	43.1	45.4	42.5
15/10/2024	6:46	42.5		43.8	41.8
15/10/2024	6:51	43.2		44.7	42.3
15/10/2024	6:56	42.3		44.1	41.7

15/10/2024	23:01	45.1		48.4	43.7
15/10/2024	23:06	45.2		47.5	44.9
15/10/2024	23:11	44.8	45.3	47.3	44.7
15/10/2024	23:16	46.8		47.9	43.9
15/10/2024	23:21	45.3		46.7	43.6
15/10/2024	23:26	44.0		45.4	43.1
15/10/2024	23:31	45.1		45.3	43.7
15/10/2024	23:36	44.7		46.7	43.7
15/10/2024	23:41	44.9	46.3	46.1	43.7
15/10/2024	23:46	44.6		46.3	43.2
15/10/2024	23:51	48.0		49.1	43.9
15/10/2024	23:56	48.4		51.8	44.6
		Mean	45.1		
		Maximum	49.6		
		Minimum	43.1		

Date	Start Time	Leq (5mins)	Leq (30mins)	L10 (5mins)	L90 (5mins)
16/10/2024	0:01	45.6		46.4	44.8
16/10/2024	0:06	45.9		48.7	44.8
16/10/2024	0:11	48.8	47.0	51.8	44.8
16/10/2024	0:16	46.0		47.8	44.7
16/10/2024	0:21	47.7		49.8	44.9
16/10/2024	0:26	47.5		49.0	45.0
16/10/2024	0:31	47.5		51.5	43.3
16/10/2024	0:36	45.7		46.6	44.5
16/10/2024	0:41	44.9	46.1	46.6	44.0
16/10/2024	0:46	46.1		46.5	44.0
16/10/2024	0:51	45.6		47.3	44.0
16/10/2024	0:56	46.3		48.5	44.3
16/10/2024	1:01	48.4		50.7	44.5
16/10/2024	1:06	46.0		47.3	44.7
16/10/2024	1:11	55.1	50.5	58.4	45.2
16/10/2024	1:16	51.6		53.8	47.0
16/10/2024	1:21	48.2		48.4	44.1
16/10/2024	1:26	44.0		45.9	43.3
16/10/2024	1:31	45.1		46.8	44.5
16/10/2024	1:36	44.7		45.9	44.3
16/10/2024	1:41	44.8	44.9	46.9	44.2
16/10/2024	1:46	44.6		46.2	43.6
16/10/2024	1:51	45.3		46.4	44.3
16/10/2024	1:56	44.6		47.5	44.5
16/10/2024	2:01	44.2		46.3	44.0
16/10/2024	2:06	45.2		47.0	44.5
16/10/2024	2:11	45.6	44.5	45.9	43.5
16/10/2024	2:16	43.4		44.6	42.5
16/10/2024	2:21	43.3		45.4	41.6
16/10/2024	2:26	44.9		46.1	43.1
16/10/2024	2:31	44.6		45.2	43.2
16/10/2024	2:36	44.7		45.3	43.4
16/10/2024	2:41	44.7	44.4	46.0	43.1
16/10/2024	2:46	44.6		45.5	42.7
16/10/2024	2:51	44.5		46.0	43.2
16/10/2024	2:56	43.1		45.6	42.7
16/10/2024	3:01	43.6		45.6	42.7
16/10/2024	3:06	43.8		45.5	43.2
16/10/2024	3:11	44.0	43.7	46.1	42.6
16/10/2024	3:16	42.8		44.9	42.0
16/10/2024	3:21	44.2		45.4	42.3
16/10/2024	3:26	43.8		45.6	42.3
16/10/2024	3:31	43.7		45.8	43.3
16/10/2024	3:36	43.5		45.3	42.6
16/10/2024	3:41	44.4	44.1	45.9	43.3
16/10/2024	3:46	44.4		45.5	42.8
16/10/2024	3:51	43.4		44.7	42.4
16/10/2024	3:56	45.1		47.2	43.2
16/10/2024	4:01	44.2		45.8	43.0
16/10/2024	4:06	44.7		45.4	43.3
16/10/2024	4:11	44.1	43.9	45.4	43.2
16/10/2024	4:16	43.1		45.6	42.9
16/10/2024	4:21	43.1		44.7	40.2
16/10/2024	4:26	43.8		44.4	42.6
16/10/2024	4:31	42.6		44.2	42.3
16/10/2024	4:36	43.4		45.8	43.1
16/10/2024	4:41	43.4	42.9	44.9	43.2
16/10/2024	4:46	43.0		44.6	42.1
16/10/2024	4:51	42.6		44.1	41.8
16/10/2024	4:56	42.5		44.0	41.8
16/10/2024	5:01	44.7		45.3	42.8
16/10/2024	5:06	43.7		44.4	41.9
16/10/2024	5:11	42.4	43.3	44.2	42.1
16/10/2024	5:16	42.9		45.1	42.3
16/10/2024	5:21	42.6		43.5	41.9
16/10/2024	5:26	42.9		44.6	41.9
16/10/2024	5:31	42.0		43.4	40.0
16/10/2024	5:36	43.5		43.8	41.6
16/10/2024	5:41	42.6	42.5	43.8	41.8
16/10/2024	5:46	43.1		44.5	41.7
16/10/2024	5:51	42.0		43.4	41.7
16/10/2024	5:56	41.5		43.8	40.8
16/10/2024	6:01	43.1		44.0	41.8
16/10/2024	6:06	42.4		43.7	40.9
16/10/2024	6:11	43.1	43.4	44.2	41.9
16/10/2024	6:16	44.2		45.4	42.7
16/10/2024	6:21	43.8		45.3	43.2
16/10/2024	6:26	43.4		46.1	43.2
16/10/2024	6:31	42.9		45.1	42.8
16/10/2024	6:36	42.4		44.3	41.5
16/10/2024	6:41	43.5	42.8	44.7	42.4
16/10/2024	6:46	42.1		44.1	41.4
16/10/2024	6:51	42.6		43.9	41.9
16/10/2024	6:56	42.8		44.3	41.7
		Mean	44.6		
		Maximum	50.5		
		Minimum	42.5		

Summary of Noise Monitoring Results during 23:00 - 07:00 on the next day at CM9	
	Leq (30mins)
Mean	45.7
Maximum	62.0
Minimum	41.7

Appendix 3-2-6 Baseline Noise Monitoring Data at CM10

Station: CM10

Date	Start Time	Leq (5mins)	Leq (30mins)	L10 (5mins)	L90 (5mins)
2/10/2024	14:16	64.0		66.3	60.1
2/10/2024	14:21	65.8		67.8	60.2
2/10/2024	14:26	64.8	65.0	67.0	61.0
2/10/2024	14:31	65.0		67.8	60.1
2/10/2024	14:36	66.0		68.7	59.8
2/10/2024	14:41	64.2		66.3	60.4
2/10/2024	14:46	64.9		67.4	61.1
2/10/2024	14:51	65.2		67.1	61.8
2/10/2024	14:56	65.1	64.8	68.1	60.7
2/10/2024	15:01	65.2		67.5	62.1
2/10/2024	15:06	64.2		66.3	61.1
2/10/2024	15:11	64.4		66.9	60.4
2/10/2024	15:16	66.4		69.0	61.6
2/10/2024	15:21	65.5		67.7	62.1
2/10/2024	15:26	65.2	65.7	67.6	61.4
2/10/2024	15:31	65.2		67.1	62.5
2/10/2024	15:36	66.1		68.3	62.1
2/10/2024	15:41	65.4		67.8	61.3
2/10/2024	15:46	66.0		68.7	61.8
2/10/2024	15:51	65.3		66.8	61.9
2/10/2024	15:56	65.5	65.5	68.3	61.7
2/10/2024	16:01	66.1		68.2	61.6
2/10/2024	16:06	65.6		68.5	60.8
2/10/2024	16:11	64.5		67.2	60.0
2/10/2024	16:16	64.9		67.6	60.9
2/10/2024	16:21	64.8		66.9	62.0
2/10/2024	16:26	65.6	65.0	68.2	61.4
2/10/2024	16:31	65.6		68.2	60.9
2/10/2024	16:36	64.8		66.9	61.3
2/10/2024	16:41	64.3		66.7	60.8
2/10/2024	16:46	66.1		68.7	61.8
2/10/2024	16:51	65.3		67.8	61.9
2/10/2024	16:56	65.4	65.7	68.0	61.1
2/10/2024	17:01	65.9		68.2	62.2
2/10/2024	17:06	65.9		67.6	62.2
2/10/2024	17:11	65.7		67.6	61.8
2/10/2024	17:16	65.7		66.8	62.1
2/10/2024	17:21	65.5		67.8	61.2
2/10/2024	17:26	65.2	65.7	67.4	61.7
2/10/2024	17:31	65.6		68.4	61.7
2/10/2024	17:36	66.2		68.1	62.7
2/10/2024	17:41	65.7		68.4	62.0
2/10/2024	17:46	65.7		68.2	61.7
2/10/2024	17:51	66.0		68.1	62.7
2/10/2024	17:56	66.5	65.9	68.7	63.4
2/10/2024	18:01	65.6		67.6	62.5
2/10/2024	18:06	66.2		67.7	62.0
2/10/2024	18:11	65.2		67.5	61.8
2/10/2024	18:16	65.5		67.8	60.7
2/10/2024	18:21	65.9		67.8	61.1
2/10/2024	18:26	64.7	65.4	66.9	61.1
2/10/2024	18:31	65.3		68.0	61.0
2/10/2024	18:36	65.5		68.4	62.0
2/10/2024	18:41	65.4		67.2	60.8
2/10/2024	18:46	64.6		67.0	60.4
2/10/2024	18:51	64.8		67.2	60.8
2/10/2024	18:56	64.7		67.0	60.3
			Mean	65.4	
			Maximum	65.9	
			Minimum	64.8	

Date	Start Time	Leq (5mins)	Leq (30mins)	L10 (5mins)	L90 (5mins)
3/10/2024	7:01	49.8		50.9	48.3
3/10/2024	7:06	49.8		51.0	48.3
3/10/2024	7:11	49.6	49.8	50.9	48.0
3/10/2024	7:16	49.9		51.0	48.3
3/10/2024	7:21	49.9		51.2	48.0
3/10/2024	7:26	50.0		51.2	48.3
3/10/2024	7:31	50.0		51.1	48.5
3/10/2024	7:36	49.6		50.8	48.0
3/10/2024	7:41	50.0	50.2	51.3	48.3
3/10/2024	7:46	50.1		51.2	48.2
3/10/2024	7:51	50.9		51.6	48.6
3/10/2024	7:56	50.4		51.5	48.8
3/10/2024	8:01	50.1		51.3	48.4
3/10/2024	8:06	49.8		51.0	48.1
3/10/2024	8:11	51.4	51.3	52.7	49.1
3/10/2024	8:16	54.0		56.6	50.5
3/10/2024	8:21	51.0		52.3	48.4
3/10/2024	8:26	49.9		51.0	48.2
3/10/2024	8:31	50.1		51.1	48.2
3/10/2024	8:36	50.1		51.3	48.5
3/10/2024	8:41	51.0	50.3	53.8	48.6
3/10/2024	8:46	50.0		51.0	48.2
3/10/2024	8:51	50.5		51.6	48.4
3/10/2024	8:56	50.1		51.3	48.5
3/10/2024	9:01	50.2		51.3	48.5
3/10/2024	9:06	50.0		51.1	48.4
3/10/2024	9:11	51.1	50.5	52.2	49.6
3/10/2024	9:16	50.6		51.8	48.9
3/10/2024	9:21	50.5		51.7	48.9
3/10/2024	9:26	50.4		51.6	48.8
3/10/2024	9:31	49.9		51.1	48.3
3/10/2024	9:36	51.6		52.1	48.4
3/10/2024	9:41	50.1	50.3	51.4	48.3
3/10/2024	9:46	50.0		51.2	48.3
3/10/2024	9:51	50.0		51.3	48.0
3/10/2024	9:56	50.0		51.3	48.3
3/10/2024	10:01	50.1		51.2	48.5
3/10/2024	10:06	50.3		51.4	48.2
3/10/2024	10:11	51.2	50.4	53.1	48.9
3/10/2024	10:16	50.5		51.8	48.8
3/10/2024	10:21	50.1		51.2	48.4
3/10/2024	10:26	50.3		51.6	48.5
3/10/2024	10:31	50.0		51.2	48.4
3/10/2024	10:36	49.7		51.0	47.9
3/10/2024	10:41	50.3	49.8	51.1	48.0
3/10/2024	10:46	49.5		50.8	47.7
3/10/2024	10:51	49.6		50.9	47.6
3/10/2024	10:56	49.7		50.9	48.1
3/10/2024	11:01	49.9		51.2	48.2
3/10/2024	11:06	49.6		50.8	47.8
3/10/2024	11:11	49.7	49.6	50.9	47.9
3/10/2024	11:16	49.5		50.9	47.8
3/10/2024	11:21	49.5		50.9	47.7
3/10/2024	11:26	49.6		50.8	47.9
3/10/2024	11:31	49.4		50.8	47.5
3/10/2024	11:36	49.5		50.7	47.6
3/10/2024	11:41	49.6	49.6	50.9	47.9
3/10/2024	11:46	49.7		50.9	48.1
3/10/2024	11:51	49.6		50.7	48.0
3/10/2024	11:56	49.7		50.9	48.1
3/10/2024	12:01	49.6		50.8	48.0
3/10/2024	12:06	49.6		50.7	48.0
3/10/2024	12:11	49.7	49.6	50.8	48.2
3/10/2024	12:16	49.7		50.9	48.3
3/10/2024	12:21	49.5		50.6	47.9
3/10/2024	12:26	49.6		50.6	48.0
3/10/2024	12:31	49.7		50.9	48.1
3/10/2024	12:36	49.8		51.0	48.1
3/10/2024	12:41	49.9	49.8	51.0	48.3
3/10/2024	12:46	49.9		51.1	48.4
3/10/2024	12:51	49.8		51.0	48.2
3/10/2024	12:56	49.7		50.8	48.1
3/10/2024	13:01	49.8		50.9	48.2
3/10/2024	13:06	49.9		51.0	48.3
3/10/2024	13:11	49.8	50.0	50.9	48.4
3/10/2024	13:16	49.9		51.0	48.3
3/10/2024	13:21	50.0		51.1	48.5
3/10/2024	13:26	50.4		51.5	48.8
3/10/2024	13:31	50.6		52.1	48.9
3/10/2024	13:36	50.5		51.8	49.0
3/10/2024	13:41	50.1	50.3	51.3	48.6
3/10/2024	13:46	50.7		51.9	48.9
3/10/2024	13:51	50.3		51.3	48.9
3/10/2024	13:56	49.7		50.9	48.1
3/10/2024	14:01	50.0		51.1	48.6
3/10/2024	14:06	50.4		51.5	48.8
3/10/2024	14:11	50.2	50.1	51.4	48.6
3/10/2024	14:16	49.9		51.0	48.6
3/10/2024	14:21	49.9		50.9	48.3
3/10/2024	14:26	49.8		50.8	48.2
3/10/2024	14:31	49.7		50.8	48.1
3/10/2024	14:36	49.9		51.1	48.4
3/10/2024	14:41	49.8	49.8	51.0	48.3
3/10/2024	14:46	49.7		50.9	48.1
3/10/2024	14:51	49.9		51.0	48.3
3/10/2024	14:56	50.0		51.2	48.4
3/10/2024	15:01	49.8		50.9	48.2
3/10/2024	15:06	50.1		51.2	48.6
3/10/2024	15:11	49.9	49.9	51.1	48.2
3/10/2024	15:16	49.6		50.9	48.0
3/10/2024	15:21	50.0		51.1	48.2
3/10/2024	15:26	49.8		51.0	48.2
3/10/2024	15:31	49.7		50.8	48.1
3/10/2024	15:36	50.5		51.8	48.6
3/10/2024	15:41	50.1	49.9	51.2	48.4
3/10/2024	15:46	49.7		51.0	48.0
3/10/2024	15:51	49.7		50.8	48.2
3/10/2024	15:56	49.8		51.0	48.2
3/10/2024	16:01	50.1		51.2	48.5
3/10/2024	16:06	49.7		50.8	48.0
3/10/2024	16:11	50.0	50.1	51.2	48.5
3/10/2024	16:16	50.6		51.7	48.9
3/10/2024	16:21	50.3		51.6	48.7
3/10/2024	16:26	50.1		51.3	48.5
3/10/2024	16:31	50.2		51.4	48.6
3/10/2024	16:36	51.3		52.7	49.6
3/10/2024	16:41	52.8	51.5	54.7	50.5
3/10/2024	16:46	52.0		53.9	49.7
3/10/2024	16:51	51.5		53.4	49.6
3/10/2024	16:56	50.9		51.8	49.3
3/10/2024	17:01	50.7		51.7	49.3
3/10/2024	17:06	53.2		54.6	49.3
3/10/2024	17:11	52.7	51.9	54.5	49.6
3/10/2024	17:16	51.6		52.5	49.2
3/10/2024	17:21	51.6		52.9	49.7
3/10/2024	17:26	51.3		52.7	49.6
3/10/2024	17:31	52.5		54.4	50.4
3/10/2024	17:36	53.2		55.4	50.4
3/10/2024	17:41	52.9	52.5	56.4	49.8
3/10/2024	17:46	51.0		52.0	49.7
3/10/2024	17:51	53.4		55.8	50.7
3/10/2024	17:56	51.4		52.7	49.8
3/10/2024	18:01	57.5		59.5	50.9
3/10/2024	18:06	54.8		57.4	52.6
3/10/2024	18:11	56.7	56.1	58.7	51.6
3/10/2024	18:16	55.4		58.6	52.3
3/10/2024	18:21	54.4		57.5	51.3
3/10/2024	18:26	56.9		59.2	52.1
3/10/2024	18:31	54.9		58.4	51.6
3/10/2024	18:36	55.7		60.3	50.7
3/10/2024	18:41	52.3	54.3	54.8	50.4
3/10/2024	18:46	54.3		56.9	51.6
3/10/2024	18:51	53.9		56.7	51.4
3/10/2024	18:56	54.1		56.5	52.0
		Mean	50.7		
		Maximum	56.1		
		Minimum	49.6		

Station: CM10

Date	Start Time	Leq (5mins)	Leq (30mins)	L10 (5mins)	L90 (5mins)
4/10/2024	7:01	49.9		52.1	48.4
4/10/2024	7:06	49.8		52.0	48.3
4/10/2024	7:11	49.7	49.9	51.9	48.1
4/10/2024	7:16	49.9		52.0	48.3
4/10/2024	7:21	50.0		52.2	48.4
4/10/2024	7:26	49.8		51.9	48.2
4/10/2024	7:31	50.1		52.2	48.6
4/10/2024	7:36	49.9		52.1	48.2
4/10/2024	7:41	49.6	49.9	51.9	48.0
4/10/2024	7:46	50.0		52.1	48.2
4/10/2024	7:51	49.8		52.0	48.2
4/10/2024	7:56	49.7		51.8	48.1
4/10/2024	8:01	50.5		52.8	48.6
4/10/2024	8:06	50.1		52.2	48.4
4/10/2024	8:11	49.7	50.0	52.0	48.0
4/10/2024	8:16	49.7		51.8	48.2
4/10/2024	8:21	49.8		52.0	48.2
4/10/2024	8:26	50.1		52.2	48.5
4/10/2024	8:31	49.7		51.8	48.0
4/10/2024	8:36	50.0		52.2	48.5
4/10/2024	8:41	50.6	50.2	52.7	48.9
4/10/2024	8:46	50.3		52.6	48.7
4/10/2024	8:51	50.1		52.3	48.5
4/10/2024	8:56	50.2		52.4	48.6
4/10/2024	9:01	51.3		53.7	49.6
4/10/2024	9:06	52.8		55.7	50.5
4/10/2024	9:11	52.0	51.6	54.9	49.7
4/10/2024	9:16	51.5		54.4	49.6
4/10/2024	9:21	50.9		52.8	49.3
4/10/2024	9:26	50.7		52.7	49.3
4/10/2024	9:31	53.2		53.6	49.3
4/10/2024	9:36	52.7		55.5	49.6
4/10/2024	9:41	51.6	52.2	53.5	49.2
4/10/2024	9:46	51.6		53.9	49.7
4/10/2024	9:51	51.3		53.7	49.6
4/10/2024	9:56	52.5		55.4	50.4
4/10/2024	10:01	53.2		56.4	50.4
4/10/2024	10:06	52.9		57.4	49.8
4/10/2024	10:11	51.0	53.8	53.0	49.7
4/10/2024	10:16	53.4		56.8	50.7
4/10/2024	10:21	51.4		53.7	49.8
4/10/2024	10:26	57.5		59.5	50.9
4/10/2024	10:31	54.8		57.4	52.6
4/10/2024	10:36	56.7		58.7	51.6
4/10/2024	10:41	55.4	55.6	58.6	52.3
4/10/2024	10:46	54.4		57.5	51.3
4/10/2024	10:51	56.9		59.2	52.1
4/10/2024	10:56	54.9		58.4	51.6
4/10/2024	11:01	55.7		60.3	50.7
4/10/2024	11:06	52.3		54.8	50.4
4/10/2024	11:11	54.3	54.2	56.9	51.6
4/10/2024	11:16	53.9		56.7	51.4
4/10/2024	11:21	54.1		56.5	52.0
4/10/2024	11:26	54.1		56.6	52.2
4/10/2024	11:31	56.5		60.2	52.5
4/10/2024	11:36	56.0		59.3	53.3
4/10/2024	11:41	56.2	56.3	58.9	52.7
4/10/2024	11:46	54.9		57.2	53.3
4/10/2024	11:51	57.2		60.5	53.2
4/10/2024	11:56	56.5		60.2	53.9
4/10/2024	12:01	55.2		57.4	53.9
4/10/2024	12:06	56.3		59.4	54.3
4/10/2024	12:11	58.1	57.8	61.2	54.9
4/10/2024	12:16	59.2		62.7	55.9
4/10/2024	12:21	59.2		62.6	56.1
4/10/2024	12:26	57.0		59.8	54.9
4/10/2024	12:31	56.7		60.1	54.2
4/10/2024	12:36	57.9		59.4	53.9
4/10/2024	12:41	57.2	57.1	60.6	54.3
4/10/2024	12:46	56.5		59.0	54.5
4/10/2024	12:51	57.9		61.3	54.9
4/10/2024	12:56	56.1		59.9	55.2
4/10/2024	13:01	63.7		66.9	60.1
4/10/2024	13:06	65.0		68.5	60.1
4/10/2024	13:11	64.5	64.6	67.8	61.0
4/10/2024	13:16	64.7		68.3	60.0
4/10/2024	13:21	65.6		69.5	59.7
4/10/2024	13:26	63.9		67.0	60.3
4/10/2024	13:31	64.6		67.9	60.9
4/10/2024	13:36	64.9		67.8	61.5
4/10/2024	13:41	64.8	64.5	68.7	60.5
4/10/2024	13:46	64.9		68.2	62.0
4/10/2024	13:51	63.9		67.0	61.0
4/10/2024	13:56	64.1		67.5	60.2
4/10/2024	14:01	66.0		69.2	61.5
4/10/2024	14:06	65.2		68.3	62.0
4/10/2024	14:11	64.9	65.3	68.2	61.3
4/10/2024	14:16	65.0		67.8	62.3
4/10/2024	14:21	65.7		69.0	62.1
4/10/2024	14:26	65.0		68.6	61.1
4/10/2024	14:31	65.7		69.5	61.5
4/10/2024	14:36	64.8		67.5	61.9
4/10/2024	14:41	65.1	65.2	68.7	61.7
4/10/2024	14:46	65.7		68.8	61.4
4/10/2024	14:51	65.3		69.2	60.9
4/10/2024	14:56	64.2		68.2	59.9
4/10/2024	15:01	64.6		68.2	60.8
4/10/2024	15:06	64.6		67.7	61.9
4/10/2024	15:11	65.3	64.7	69.0	61.3
4/10/2024	15:16	65.2		69.0	60.7
4/10/2024	15:21	64.5		67.6	61.2
4/10/2024	15:26	64.0		67.3	60.8
4/10/2024	15:31	65.6		69.4	61.7
4/10/2024	15:36	65.0		68.5	61.7
4/10/2024	15:41	65.1	65.3	68.7	61.0
4/10/2024	15:46	65.4		68.8	62.1
4/10/2024	15:51	65.5		68.0	62.2
4/10/2024	15:56	65.2		68.3	61.8
4/10/2024	16:01	65.4		67.5	61.9
4/10/2024	16:06	65.0		68.4	61.1
4/10/2024	16:11	65.0	65.3	68.0	61.6
4/10/2024	16:16	65.4		69.4	61.6
4/10/2024	16:21	65.8		68.8	62.6
4/10/2024	16:26	65.4		68.9	61.9
4/10/2024	16:31	65.4		68.9	61.6
4/10/2024	16:36	65.5		68.7	62.6
4/10/2024	16:41	66.2	65.5	69.4	63.4
4/10/2024	16:46	65.3		68.4	62.3
4/10/2024	16:51	65.8		68.3	62.1
4/10/2024	16:56	65.0		68.1	61.7
4/10/2024	17:01	65.2		68.6	60.5
4/10/2024	17:06	65.5		68.6	61.2
4/10/2024	17:11	64.4	65.1	67.7	61.0
4/10/2024	17:16	65.0		68.7	60.9
4/10/2024	17:21	65.3		69.0	61.9
4/10/2024	17:26	65.0		68.0	60.7
4/10/2024	17:31	64.3		67.6	60.3
4/10/2024	17:36	64.6		67.9	60.8
4/10/2024	17:41	64.4	64.3	67.8	60.1
4/10/2024	17:46	64.7		68.0	59.8
4/10/2024	17:51	64.3		67.7	60.4
4/10/2024	17:56	63.6		66.5	60.2
4/10/2024	18:01	63.8		67.3	58.8
4/10/2024	18:06	64.0		67.6	57.9
4/10/2024	18:11	64.0	64.1	67.2	59.8
4/10/2024	18:16	64.5		67.7	60.6
4/10/2024	18:21	64.5		68.4	59.2
4/10/2024	18:26	63.7		67.1	58.6
4/10/2024	18:31	63.8		67.3	60.5
4/10/2024	18:36	63.7		67.4	58.5
4/10/2024	18:41	63.3	63.3	66.6	59.2
4/10/2024	18:46	63.5		67.2	58.2
4/10/2024	18:51	63.1		67.5	58.2
4/10/2024	18:56	62.1		66.5	57.0
		Mean	59.0		
		Maximum	65.5		
		Minimum	49.9		

Date	Start Time	Leq (5mins)	Leq (30mins)	L10 (5mins)	L90 (5mins)
5/10/2024	7:01	49.6		51.9	48.0
5/10/2024	7:06	50.0		52.1	48.2
5/10/2024	7:11	49.8	50.0	52.0	48.2
5/10/2024	7:16	49.7		51.8	48.1
5/10/2024	7:21	50.5		52.8	48.6
5/10/2024	7:26	50.1		52.2	48.4
5/10/2024	7:31	49.7		52.0	48.0
5/10/2024	7:36	49.7		51.8	48.2
5/10/2024	7:41	49.8	49.8	52.0	48.2
5/10/2024	7:46	50.1		52.2	48.5
5/10/2024	7:51	49.7		51.8	48.0
5/10/2024	7:56	50.0		52.2	48.5
5/10/2024	8:01	50.6		52.7	48.9
5/10/2024	8:06	50.3		52.6	48.7
5/10/2024	8:11	50.1	51.0	52.3	48.5
5/10/2024	8:16	50.2		52.4	48.6
5/10/2024	8:21	51.3		53.7	49.6
5/10/2024	8:26	52.8		55.7	50.5
5/10/2024	8:31	52.0		54.9	49.7
5/10/2024	8:36	51.5		54.4	49.6
5/10/2024	8:41	50.9	51.9	52.8	49.3
5/10/2024	8:46	50.7		52.7	49.3
5/10/2024	8:51	53.2		53.6	49.3
5/10/2024	8:56	52.7		55.5	49.6
5/10/2024	9:01	51.6		53.5	49.2
5/10/2024	9:06	51.6		53.9	49.7
5/10/2024	9:11	51.3	52.2	53.7	49.6
5/10/2024	9:16	52.5		55.4	50.4
5/10/2024	9:21	53.2		56.4	50.4
5/10/2024	9:26	52.9		57.4	49.8
5/10/2024	9:31	51.0		53.0	49.7
5/10/2024	9:36	53.4		56.8	50.7
5/10/2024	9:41	51.4	54.8	53.7	49.8
5/10/2024	9:46	57.5		59.0	50.9
5/10/2024	9:51	54.8		57.4	52.6
5/10/2024	9:56	56.7		58.7	51.6
5/10/2024	10:01	55.4		58.6	52.3
5/10/2024	10:06	54.4		57.5	51.3
5/10/2024	10:11	56.9	55.1	59.2	52.1
5/10/2024	10:16	54.9		58.4	51.6
5/10/2024	10:21	55.7		60.3	50.7
5/10/2024	10:26	52.3		54.8	50.4
5/10/2024	10:31	54.3		56.9	51.6
5/10/2024	10:36	53.9		56.7	51.4
5/10/2024	10:41	54.1	55.0	56.5	52.0
5/10/2024	10:46	54.1		56.6	52.2
5/10/2024	10:51	56.5		60.2	52.5
5/10/2024	10:56	56.0		59.3	53.3
5/10/2024	11:01	56.2		58.9	52.7
5/10/2024	11:06	54.9		57.2	53.3
5/10/2024	11:11	57.2	56.1	60.5	53.2
5/10/2024	11:16	56.5		60.2	53.9
5/10/2024	11:21	55.2		57.4	53.9
5/10/2024	11:26	56.3		59.4	54.3
5/10/2024	11:31	58.1		61.2	54.9
5/10/2024	11:36	59.2		62.7	55.9
5/10/2024	11:41	59.2	58.1	62.6	56.1
5/10/2024	11:46	57.0		59.8	54.9
5/10/2024	11:51	56.7		60.1	54.2
5/10/2024	11:56	57.9		59.4	53.9
5/10/2024	12:01	57.2		60.6	54.3
5/10/2024	12:06	56.5		59.0	54.5
5/10/2024	12:11	57.9	67.1	61.3	54.9
5/10/2024	12:16	57.2		59.9	55.2
5/10/2024	12:21	71.8		74.9	68.7
5/10/2024	12:26	71.3		74.1	68.2
5/10/2024	12:31	71.6		74.5	69.0
5/10/2024	12:36	72.0		74.9	69.2
5/10/2024	12:41	70.7	71.7	74.1	67.6
5/10/2024	12:46	73.0		77.3	68.0
5/10/2024	12:51	71.2		73.6	68.7
5/10/2024	12:56	71.2		74.2	68.8
5/10/2024	13:01	72.5		75.2	69.4
5/10/2024	13:06	72.1		75.5	68.7
5/10/2024	13:11	72.0	72.2	75.2	69.6
5/10/2024	13:16	71.3		74.0	68.4
5/10/2024	13:21	71.4		73.8	68.1
5/10/2024	13:26	73.4		76.2	69.6
5/10/2024	13:31	71.5		74.2	69.0
5/10/2024	13:36	72.2		75.2	69.5
5/10/2024	13:41	71.7	71.8	74.0	69.5
5/10/2024	13:46	72.2		75.0	69.0
5/10/2024	13:51	71.0		74.0	67.9
5/10/2024	13:56	72.1		75.1	69.4
5/10/2024	14:01	71.3		73.6	68.9
5/10/2024	14:06	72.3		75.3	69.0
5/10/2024	14:11	72.9	72.0	75.7	69.4
5/10/2024	14:16	72.4		76.0	68.8
5/10/2024	14:21	71.1		74.4	68.0
5/10/2024	14:26	71.9		75.6	68.5
5/10/2024	14:31	71.8		75.2	68.9
5/10/2024	14:36	72.1		75.2	69.0
5/10/2024	14:41	72.0	72.1	75.4	69.0
5/10/2024	14:46	71.5		74.5	68.5
5/10/2024	14:51	71.1		74.1	68.0
5/10/2024	14:56	73.4		77.4	69.0
5/10/2024	15:01	71.7		74.8	69.3
5/10/2024	15:06	71.5		74.6	68.7
5/10/2024	15:11	72.3	71.9	75.5	68.7
5/10/2024	15:16	72.6		76.0	69.2
5/10/2024	15:21	71.6		74.3	68.9
5/10/2024	15:26	71.9		74.1	69.1
5/10/2024	15:31	71.5		73.7	68.3
5/10/2024	15:36	71.8		74.6	68.8
5/10/2024	15:41	71.8	71.8	75.5	68.5
5/10/2024	15:46	71.9		74.4	69.0
5/10/2024	15:51	72.0		75.3	69.3
5/10/2024	15:56	71.5		74.7	68.5
5/10/2024	16:01	71.9		75.1	68.8
5/10/2024	16:06	72.4		75.6	69.4
5/10/2024	16:11	71.7	72.2	74.6	68.8
5/10/2024	16:16	72.0		74.8	69.0
5/10/2024	16:21	72.6		75.8	69.1
5/10/2024	16:26	72.7		76.8	68.4
5/10/2024	16:31	73.0		76.8	68.4
5/10/2024	16:36	72.6		76.0	69.9
5/10/2024	16:41	71.8	72.2	75.0	67.9
5/10/2024	16:46	71.6		74.5	68.1
5/10/2024	16:51	72.6		75.5	68.9
5/10/2024	16:56	71.3		74.6	67.8
5/10/2024	17:01	70.7		73.7	67.4
5/10/2024	17:06	69.8		72.8	66.6
5/10/2024	17:11	71.5	70.8	75.2	65.2
5/10/2024	17:16	70.8		74.1	66.4
5/10/2024	17:21	71.3		74.5	68.4
5/10/2024	17:26	70.2		73.4	66.8
5/10/2024	17:31	70.9		74.2	66.8
5/10/2024	17:36	70.6		73.0	67.6
5/10/2024	17:41	71.9	70.9	74.9	67.6
5/10/2024	17:46	70.7		74.5	66.1
5/10/2024	17:51	70.5		73.6	66.5
5/10/2024	17:56	70.6		73.5	67.5
5/10/2024	18:01	70.7		74.1	66.0
5/10/2024	18:06	69.4		73.0	65.6
5/10/2024	18:11	70.6	69.7	73.6	65.4
5/10/2024	18:16	69.3		73.2	65.3
5/10/2024	18:21	69.4		73.2	64.9
5/10/2024	18:26	68.5		71.6	65.2
5/10/2024	18:31	70.2		73.3	66.5
5/10/2024	18:36	70.4		74.8	65.0
5/10/2024	18:41	67.7	69.6	71.1	64.5
5/10/2024	18:46	70.1		73.1	65.4
5/10/2024	18:51	70.2		73.7	65.7
5/10/2024	18:56	68.3		71.2	63.9
		Mean	63.8		
		Maximum	72.2		
		Minimum	49.8		

Station: CM10

Date	Start Time	Leq (5mins)	Leq (30mins)	L10 (5mins)	L90 (5mins)
6/10/2024	7:01	49.7		51.8	48.2
6/10/2024	7:06	49.8		52.0	48.2
6/10/2024	7:11	50.1	50.0	52.2	48.5
6/10/2024	7:16	49.7		51.8	48.0
6/10/2024	7:21	50.0		52.2	48.5
6/10/2024	7:26	50.6		52.7	48.9
6/10/2024	7:31	50.3		52.6	48.7
6/10/2024	7:36	50.1		52.3	48.5
6/10/2024	7:41	50.2	51.2	52.4	48.6
6/10/2024	7:46	51.3		53.7	49.6
6/10/2024	7:51	52.8		55.7	50.5
6/10/2024	7:56	52.0		54.9	49.7
6/10/2024	8:01	51.5		54.4	49.6
6/10/2024	8:06	50.9		52.8	49.3
6/10/2024	8:11	50.7	51.9	52.7	49.3
6/10/2024	8:16	53.2		53.6	49.3
6/10/2024	8:21	52.7		55.5	49.6
6/10/2024	8:26	51.6		53.5	49.2
6/10/2024	8:31	51.6		53.9	49.7
6/10/2024	8:36	51.3		53.7	49.6
6/10/2024	8:41	52.5	52.2	55.4	50.4
6/10/2024	8:46	53.2		56.4	50.4
6/10/2024	8:51	52.9		57.4	49.8
6/10/2024	8:56	51.0		53.0	49.7
6/10/2024	9:01	53.4		56.8	50.7
6/10/2024	9:06	51.4		53.7	49.8
6/10/2024	9:11	57.5	55.3	61.2	50.9
6/10/2024	9:16	54.8		57.4	52.6
6/10/2024	9:21	56.7		58.7	51.6
6/10/2024	9:26	55.4		58.6	52.3
6/10/2024	9:31	54.4		57.5	51.3
6/10/2024	9:36	56.9		59.2	52.1
6/10/2024	9:41	54.9	55.0	58.4	51.6
6/10/2024	9:46	55.7		60.3	50.7
6/10/2024	9:51	52.3		54.8	50.4
6/10/2024	9:56	54.3		56.9	51.6
6/10/2024	10:01	53.9		56.7	51.4
6/10/2024	10:06	54.1		56.5	52.0
6/10/2024	10:11	54.1	55.3	56.6	52.2
6/10/2024	10:16	56.5		60.2	52.5
6/10/2024	10:21	56.0		59.3	53.3
6/10/2024	10:26	56.2		58.9	52.7
6/10/2024	10:31	54.9		57.2	53.3
6/10/2024	10:36	57.2		60.5	53.2
6/10/2024	10:41	56.5	56.5	60.2	53.9
6/10/2024	10:46	55.2		57.4	53.9
6/10/2024	10:51	56.3		59.4	54.3
6/10/2024	10:56	58.1		61.2	54.9
6/10/2024	11:01	59.2		62.7	55.9
6/10/2024	11:06	59.2		62.6	56.1
6/10/2024	11:11	57.0	58.0	59.8	54.9
6/10/2024	11:16	56.7		60.1	54.2
6/10/2024	11:21	57.9		59.4	53.9
6/10/2024	11:26	57.2		60.6	54.3
6/10/2024	11:31	56.5		59.0	54.5
6/10/2024	11:36	58.1		61.3	54.9
6/10/2024	11:41	57.8	59.0	59.9	55.2
6/10/2024	11:46	59.7		63.6	54.8
6/10/2024	11:51	60.6		64.5	54.6
6/10/2024	11:56	60.1		65.0	52.9
6/10/2024	12:01	58.6		62.7	51.8
6/10/2024	12:06	59.5		64.3	52.7
6/10/2024	12:11	59.9	59.0	64.3	53.0
6/10/2024	12:16	58.4		62.9	52.8
6/10/2024	12:21	59.3		64.3	51.6
6/10/2024	12:26	58.3		62.8	52.2
6/10/2024	12:31	58.8		63.6	51.0
6/10/2024	12:36	58.9		63.5	52.5
6/10/2024	12:41	57.1		61.4	50.7
6/10/2024	12:46	58.7		62.7	51.8
6/10/2024	12:51	56.0		61.1	49.8
6/10/2024	12:56	60.6		63.6	51.9
6/10/2024	13:01	55.9		60.5	49.5
6/10/2024	13:06	59.4		63.2	51.5
6/10/2024	13:11	55.4	57.2	60.0	49.0
6/10/2024	13:16	57.8		62.5	49.0
6/10/2024	13:21	55.9		60.8	48.9
6/10/2024	13:26	57.6		62.1	51.1
6/10/2024	13:31	59.6		63.4	52.4
6/10/2024	13:36	58.1		62.9	48.0
6/10/2024	13:41	58.7	59.0	63.1	51.2
6/10/2024	13:46	59.5		63.9	54.3
6/10/2024	13:51	58.2		62.6	52.6
6/10/2024	13:56	59.6		63.5	54.0
6/10/2024	14:01	59.6		63.4	51.8
6/10/2024	14:06	60.4		64.8	53.8
6/10/2024	14:11	60.8	62.3	64.4	53.9
6/10/2024	14:16	62.9		67.4	56.3
6/10/2024	14:21	61.4		65.0	56.2
6/10/2024	14:26	65.6		66.3	56.0
6/10/2024	14:31	62.6		66.9	55.2
6/10/2024	14:36	64.4		67.7	57.9
6/10/2024	14:41	64.6	64.0	68.5	58.6
6/10/2024	14:46	64.2		67.4	59.6
6/10/2024	14:51	64.4		67.6	59.8
6/10/2024	14:56	63.6		67.3	58.3
6/10/2024	15:01	64.5		68.3	60.5
6/10/2024	15:06	64.6		68.1	60.2
6/10/2024	15:11	64.5	64.9	67.5	61.2
6/10/2024	15:16	65.4		68.5	61.0
6/10/2024	15:21	65.7		69.5	61.1
6/10/2024	15:26	64.4		67.7	60.0
6/10/2024	15:31	68.0		69.4	62.5
6/10/2024	15:36	65.6		68.4	62.8
6/10/2024	15:41	65.9	67.1	68.9	62.7
6/10/2024	15:46	66.2		69.3	62.1
6/10/2024	15:51	66.8		69.8	64.3
6/10/2024	15:56	69.1		73.6	63.6
6/10/2024	16:01	66.1		68.9	63.3
6/10/2024	16:06	66.6		70.5	62.2
6/10/2024	16:11	70.8	67.7	73.9	63.8
6/10/2024	16:16	66.5		69.4	63.7
6/10/2024	16:21	67.4		70.5	63.3
6/10/2024	16:26	66.7		69.7	63.6
6/10/2024	16:31	66.2		69.3	63.1
6/10/2024	16:36	66.7		69.7	64.0
6/10/2024	16:41	65.5	66.6	69.0	61.2
6/10/2024	16:46	67.4		71.3	62.2
6/10/2024	16:51	66.9		70.0	63.5
6/10/2024	16:56	66.5		70.1	62.6
6/10/2024	17:01	65.2		68.6	60.8
6/10/2024	17:06	65.9		68.9	63.2
6/10/2024	17:11	66.7	65.6	68.3	61.7
6/10/2024	17:16	65.5		68.5	61.5
6/10/2024	17:21	64.8		67.8	61.9
6/10/2024	17:26	65.0		68.1	61.2
6/10/2024	17:31	65.7		69.2	61.7
6/10/2024	17:36	66.4		70.0	62.2
6/10/2024	17:41	65.4	65.5	68.9	61.1
6/10/2024	17:46	65.7		69.0	62.0
6/10/2024	17:51	65.2		68.6	61.5
6/10/2024	17:56	64.7		68.6	59.6
6/10/2024	18:01	65.1		68.5	61.4
6/10/2024	18:06	65.9		68.7	62.1
6/10/2024	18:11	64.4	65.0	67.8	60.9
6/10/2024	18:16	64.5		67.7	61.3
6/10/2024	18:21	65.4		68.4	61.7
6/10/2024	18:26	64.8		67.7	61.3
6/10/2024	18:31	64.9		68.0	59.7
6/10/2024	18:36	64.5		67.1	59.8
6/10/2024	18:41	64.3	64.8	67.4	61.2
6/10/2024	18:46	64.3		67.9	60.2
6/10/2024	18:51	64.9		67.9	61.2
6/10/2024	18:56	65.6		68.9	61.9
		Mean	59.7		
		Maximum	67.7		
		Minimum	50.0		

Date	Start Time	Leq (5mins)	Leq (30mins)	L10 (5mins)	L90 (5mins)
7/10/2024	7:01	55.3		57.1	51.1
7/10/2024	7:06	53.0		55.3	51.5
7/10/2024	7:11	53.5	53.9	55.3	50.0
7/10/2024	7:16	52.3		53.5	50.9
7/10/2024	7:21	54.1		55.9	50.5
7/10/2024	7:26	54.5		56.5	51.0
7/10/2024	7:31	54.7		54.8	50.5
7/10/2024	7:36	52.8		56.4	50.5
7/10/2024	7:41	52.9	54.0	54.5	51.5
7/10/2024	7:46	53.9		56.8	51.8
7/10/2024	7:51	54.1		59.7	51.4
7/10/2024	7:56	55.0		60.5	50.6
7/10/2024	8:01	53.3		56.3	50.5
7/10/2024	8:06	55.4		57.7	52.8
7/10/2024	8:11	53.0	56.9	55.0	51.0
7/10/2024	8:16	60.6		62.0	51.7
7/10/2024	8:21	56.3		58.1	53.6
7/10/2024	8:26	58.0		61.5	52.8
7/10/2024	8:31	57.7		61.0	54.3
7/10/2024	8:36	57.4		60.8	52.9
7/10/2024	8:41	58.0	56.9	61.3	52.8
7/10/2024	8:46	56.2		59.8	53.7
7/10/2024	8:51	56.6		61.3	51.8
7/10/2024	8:56	54.7		57.5	51.6
7/10/2024	9:01	57.6		59.5	52.3
7/10/2024	9:06	55.6		58.5	52.9
7/10/2024	9:11	55.4	57.4	58.0	53.3
7/10/2024	9:16	55.5		59.9	54.2
7/10/2024	9:21	59.7		61.0	54.6
7/10/2024	9:26	58.7		60.7	54.1
7/10/2024	9:31	58.2		61.8	54.2
7/10/2024	9:36	57.7		58.7	55.1
7/10/2024	9:41	59.3	57.9	62.7	55.0
7/10/2024	9:46	57.6		63.1	55.1
7/10/2024	9:51	57.1		59.9	54.9
7/10/2024	9:56	57.3		62.1	55.8
7/10/2024	10:01	59.2		62.4	57.0
7/10/2024	10:06	62.4		65.5	57.1
7/10/2024	10:11	62.4	60.7	65.6	56.8
7/10/2024	10:16	60.2		60.5	57.0
7/10/2024	10:21	58.4		63.4	55.4
7/10/2024	10:26	60.2		62.2	55.0
7/10/2024	10:31	59.0		62.4	56.4
7/10/2024	10:36	58.5		61.3	55.8
7/10/2024	10:41	59.3	63.1	64.3	56.0
7/10/2024	10:46	56.7		63.2	55.2
7/10/2024	10:51	67.6		70.7	61.2
7/10/2024	10:56	65.5		68.6	60.7
7/10/2024	11:01	66.3		69.2	61.4
7/10/2024	11:06	66.9		68.2	62.0
7/10/2024	11:11	67.5	66.6	70.6	60.3
7/10/2024	11:16	67.2		71.3	60.9
7/10/2024	11:21	65.6		67.8	61.6
7/10/2024	11:26	65.7		70.3	61.8
7/10/2024	11:31	66.4		68.8	62.9
7/10/2024	11:36	66.3		69.7	61.7
7/10/2024	11:41	68.1	67.4	69.6	61.3
7/10/2024	11:46	67.8		70.8	62.9
7/10/2024	11:51	68.0		71.4	61.8
7/10/2024	11:56	67.6		70.8	61.3
7/10/2024	12:01	67.4		69.2	62.4
7/10/2024	12:06	68.0		69.4	62.0
7/10/2024	12:11	67.3	67.4	69.0	63.2
7/10/2024	12:16	67.3		70.6	61.9
7/10/2024	12:21	67.2		70.4	63.0
7/10/2024	12:26	67.2		68.9	63.0
7/10/2024	12:31	67.7		69.5	62.0
7/10/2024	12:36	68.0		70.9	63.0
7/10/2024	12:41	67.9	67.7	72.0	63.4
7/10/2024	12:46	67.7		71.2	62.2
7/10/2024	12:51	66.9		69.9	63.4
7/10/2024	12:56	67.8		72.3	63.5
7/10/2024	13:01	67.4		69.7	62.8
7/10/2024	13:06	68.4		71.3	62.8
7/10/2024	13:11	66.5	67.7	69.9	63.5
7/10/2024	13:16	68.2		71.0	63.5
7/10/2024	13:21	68.2		71.5	62.7
7/10/2024	13:26	67.3		70.7	62.4
7/10/2024	13:31	66.7		69.7	60.7
7/10/2024	13:36	66.9		70.2	61.8
7/10/2024	13:41	68.0	67.6	68.8	63.9
7/10/2024	13:46	68.3		71.3	62.3
7/10/2024	13:51	68.2		71.0	61.5
7/10/2024	13:56	67.4		69.3	62.9
7/10/2024	14:01	65.6		70.1	61.7
7/10/2024	14:06	67.0		71.6	62.7
7/10/2024	14:11	67.9	67.2	69.5	63.1
7/10/2024	14:16	67.4		71.0	63.2
7/10/2024	14:21	67.8		71.6	63.7
7/10/2024	14:26	67.0		71.0	63.4
7/10/2024	14:31	67.5		70.9	63.1
7/10/2024	14:36	66.7		69.7	63.3
7/10/2024	14:41	67.7	67.3	69.8	62.3
7/10/2024	14:46	67.6		71.0	63.3
7/10/2024	14:51	67.0		71.9	62.7
7/10/2024	14:56	67.5		71.7	63.9
7/10/2024	15:01	68.4		71.3	63.6
7/10/2024	15:06	67.9		72.0	62.4
7/10/2024	15:11	68.5	68.2	70.4	64.2
7/10/2024	15:16	68.9		70.9	65.5
7/10/2024	15:21	68.1		71.1	63.4
7/10/2024	15:26	67.6		71.9	63.4
7/10/2024	15:31	68.0		71.5	63.0
7/10/2024	15:36	66.5		71.5	61.3
7/10/2024	15:41	66.8	66.8	70.6	62.4
7/10/2024	15:46	65.6		69.8	62.2
7/10/2024	15:51	66.9		71.8	62.2
7/10/2024	15:56	66.5		70.9	63.8
7/10/2024	16:01	67.9		69.0	62.7
7/10/2024	16:06	65.5		69.8	61.3
7/10/2024	16:11	67.2	66.9	70.6	62.4
7/10/2024	16:16	67.5		69.7	61.2
7/10/2024	16:21	65.9		69.2	60.8
7/10/2024	16:26	67.0		70.5	62.1
7/10/2024	16:31	66.9		69.7	61.1
7/10/2024	16:36	66.6		69.5	59.9
7/10/2024	16:41	65.6	66.5	69.8	60.1
7/10/2024	16:46	65.6		70.9	60.7
7/10/2024	16:51	66.6		71.0	62.1
7/10/2024	16:56	67.4		71.3	60.8
7/10/2024	17:01	65.6		69.1	59.6
7/10/2024	17:06	65.2		70.6	62.3
7/10/2024	17:11	65.0	65.6	68.9	60.3
7/10/2024	17:16	64.7		70.0	60.1
7/10/2024	17:21	66.4		70.2	60.0
7/10/2024	17:26	66.4		69.6	59.8
7/10/2024	17:31	64.2		69.0	59.1
7/10/2024	17:36	64.0		68.8	59.6
7/10/2024	17:41	66.1	65.4	69.0	60.7
7/10/2024	17:46	65.3		69.4	58.8
7/10/2024	17:51	63.5		68.1	58.1
7/10/2024	17:56	67.6		69.1	60.1
7/10/2024	18:01	64.1		68.8	58.7
7/10/2024	18:06	65.7		69.8	59.8
7/10/2024	18:11	64.4	64.2	69.5	61.0
7/10/2024	18:16	64.0		67.4	59.1
7/10/2024	18:21	62.5		66.2	57.3
7/10/2024	18:26	64.2		68.2	58.9
7/10/2024	18:31	64.8		68.4	58.3
7/10/2024	18:36	63.8		69.2	58.1
7/10/2024	18:41	65.3	65.0	69.0	60.3
7/10/2024	18:46	65.2		66.6	58.6
7/10/2024	18:51	65.1		67.1	60.2
7/10/2024	18:56	65.5		70.6	60.0
		Mean	63.7		
		Maximum	68.2		
		Minimum	53.9		

Station: CM10

Date	Start Time	Leq (5mins)	Leq (30mins)	L10 (5mins)	L90 (5mins)
8/10/2024	7:01	55.2		58.8	51.4
8/10/2024	7:06	53.5		57.9	50.4
8/10/2024	7:11	52.7	53.9	55.8	50.9
8/10/2024	7:16	52.7		54.5	50.2
8/10/2024	7:21	52.2		54.4	51.2
8/10/2024	7:26	55.6		57.7	50.7
8/10/2024	7:31	54.6		56.6	51.4
8/10/2024	7:36	54.3		56.2	50.1
8/10/2024	7:41	54.4	54.5	55.6	51.0
8/10/2024	7:46	54.5		56.7	51.4
8/10/2024	7:51	53.8		58.1	52.5
8/10/2024	7:56	55.5		59.4	51.1
8/10/2024	8:01	55.8		59.5	51.0
8/10/2024	8:06	54.1		55.2	51.6
8/10/2024	8:11	56.6	57.0	60.1	52.0
8/10/2024	8:16	54.1		55.0	51.9
8/10/2024	8:21	59.9		60.8	51.5
8/10/2024	8:26	58.1		59.1	54.0
8/10/2024	8:31	59.3		61.2	53.3
8/10/2024	8:36	58.0		59.7	53.0
8/10/2024	8:41	57.6	58.1	60.0	52.1
8/10/2024	8:46	58.9		61.7	52.8
8/10/2024	8:51	57.9		59.4	53.1
8/10/2024	8:56	56.8		63.3	52.6
8/10/2024	9:01	54.5		57.5	51.0
8/10/2024	9:06	56.7		58.5	52.7
8/10/2024	9:11	56.0	56.5	59.7	53.0
8/10/2024	9:16	55.1		57.5	53.9
8/10/2024	9:21	56.6		58.6	53.2
8/10/2024	9:26	58.8		62.9	53.5
8/10/2024	9:31	58.4		61.5	54.8
8/10/2024	9:36	58.0		61.5	54.0
8/10/2024	9:41	55.8	58.2	59.2	55.4
8/10/2024	9:46	59.7		63.0	54.4
8/10/2024	9:51	58.1		60.9	55.7
8/10/2024	9:56	58.5		59.2	54.8
8/10/2024	10:01	57.6		61.1	56.3
8/10/2024	10:06	61.0		64.4	56.4
8/10/2024	10:11	60.5	59.5	64.7	56.5
8/10/2024	10:16	60.5		64.7	56.7
8/10/2024	10:21	58.0		61.1	56.8
8/10/2024	10:26	58.2		60.8	55.0
8/10/2024	10:31	60.0		60.5	55.6
8/10/2024	10:36	59.1		61.9	54.9
8/10/2024	10:41	58.0	60.9	60.6	56.5
8/10/2024	10:46	60.2		63.9	55.5
8/10/2024	10:51	57.3		61.1	55.9
8/10/2024	10:56	65.3		70.2	61.8
8/10/2024	11:01	64.3		69.9	61.3
8/10/2024	11:06	66.2		70.4	60.6
8/10/2024	11:11	66.7		68.6	62.2
8/10/2024	11:16	66.5		68.7	61.2
8/10/2024	11:29	66.8		71.9	61.2
8/10/2024	11:34	66.2		67.7	60.5
8/10/2024	11:39	65.1	66.5	69.1	61.5
8/10/2024	11:44	67.6		68.5	62.1
8/10/2024	11:49	65.5		69.3	62.2
8/10/2024	11:54	67.2		69.5	61.0
8/10/2024	11:59	66.3		70.4	63.1
8/10/2024	12:04	67.3		70.3	60.8
8/10/2024	12:09	67.2	66.9	71.9	61.3
8/10/2024	12:14	66.1		70.1	62.1
8/10/2024	12:19	66.1		70.8	62.8
8/10/2024	12:24	68.3		69.6	62.7
8/10/2024	12:29	67.1		72.2	62.2
8/10/2024	12:34	67.8		70.1	63.6
8/10/2024	12:39	66.2	67.0	68.6	62.1
8/10/2024	12:44	65.4		69.1	62.4
8/10/2024	12:49	67.8		71.8	62.9
8/10/2024	12:54	67.2		71.5	63.0
8/10/2024	12:59	66.6		71.0	62.4
8/10/2024	13:04	68.5		70.8	64.1
8/10/2024	13:09	68.6	67.6	72.1	63.9
8/10/2024	13:14	66.5		70.3	62.1
8/10/2024	13:19	68.2		71.2	63.0
8/10/2024	13:24	66.9		69.8	62.9
8/10/2024	13:29	67.2		72.2	62.6
8/10/2024	13:34	69.1		71.4	63.7
8/10/2024	13:39	67.7	67.5	71.8	61.9
8/10/2024	13:44	65.5		71.1	61.5
8/10/2024	13:49	66.9		71.5	62.6
8/10/2024	13:54	67.7		69.8	63.8
8/10/2024	13:59	67.3		72.2	63.5
8/10/2024	14:04	68.6		71.8	61.7
8/10/2024	14:09	67.6	67.6	70.5	63.2
8/10/2024	14:14	66.8		70.6	61.6
8/10/2024	14:19	67.9		72.7	63.7
8/10/2024	14:24	67.1		69.7	63.0
8/10/2024	14:29	66.5		70.6	62.0
8/10/2024	14:34	69.2		72.1	63.1
8/10/2024	14:39	68.9	67.9	70.3	63.4
8/10/2024	14:44	68.2		69.3	63.4
8/10/2024	14:49	66.6		71.0	63.1
8/10/2024	14:54	67.5		72.0	62.5
8/10/2024	14:59	66.4		70.6	63.8
8/10/2024	15:04	67.9		71.6	63.6
8/10/2024	15:09	68.1	67.8	70.2	64.2
8/10/2024	15:14	68.5		71.9	64.0
8/10/2024	15:19	67.0		71.4	62.7
8/10/2024	15:24	68.5		71.0	63.7
8/10/2024	15:29	67.9		71.0	64.1
8/10/2024	15:34	68.7		70.4	63.6
8/10/2024	15:39	68.0	67.9	70.8	63.0
8/10/2024	15:44	67.4		71.2	62.4
8/10/2024	15:49	67.4		70.2	61.8
8/10/2024	15:54	68.0		71.1	63.2
8/10/2024	15:59	67.1		69.6	61.7
8/10/2024	16:04	68.1		71.6	62.2
8/10/2024	16:09	67.6	67.5	72.2	63.1
8/10/2024	16:14	67.1		69.5	61.8
8/10/2024	16:19	67.3		69.4	62.0
8/10/2024	16:24	68.0		69.1	62.1
8/10/2024	16:29	67.2		69.7	61.7
8/10/2024	16:34	66.9		71.1	61.9
8/10/2024	16:39	65.6	66.4	68.7	62.4
8/10/2024	16:44	66.6		69.1	61.5
8/10/2024	16:49	65.6		69.1	60.6
8/10/2024	16:54	66.1		69.5	59.5
8/10/2024	16:59	66.4		69.3	61.7
8/10/2024	17:04	65.7		70.9	62.5
8/10/2024	17:09	66.6	66.2	70.6	60.9
8/10/2024	17:14	66.7		68.5	60.0
8/10/2024	17:19	65.8		69.8	61.4
8/10/2024	17:24	65.6		70.5	59.2
8/10/2024	17:29	65.2		68.6	61.2
8/10/2024	17:34	67.1		69.3	59.4
8/10/2024	17:39	65.3	65.8	70.5	58.8
8/10/2024	17:44	63.6		69.8	58.9
8/10/2024	17:49	65.9		69.6	58.6
8/10/2024	17:54	66.8		68.3	60.4
8/10/2024	17:59	64.8		68.6	58.3
8/10/2024	18:04	63.4		66.7	58.2
8/10/2024	18:09	65.3	65.0	70.6	60.3
8/10/2024	18:14	64.7		68.5	59.4
8/10/2024	18:19	65.4		69.2	59.2
8/10/2024	18:24	65.9		68.6	60.1
8/10/2024	18:29	63.5		67.7	58.6
8/10/2024	18:34	63.4		67.3	57.3
8/10/2024	18:39	64.8	64.6	66.8	60.2
8/10/2024	18:44	65.4		68.6	58.7
8/10/2024	18:49	64.1		69.1	57.6
8/10/2024	18:54	65.9		69.5	60.7
8/10/2024	18:59	63.1		66.3	59.1
		Mean	63.5		
		Maximum	67.9		
		Minimum	53.9		

Date	Start Time	Leq (5mins)	Leq (30mins)	L10 (5mins)	L90 (5mins)
9/10/2024	7:04	52.6		53.2	49.3
9/10/2024	7:09	53.5		54.7	50.6
9/10/2024	7:14	54.5	53.4	58.0	51.8
9/10/2024	7:19	54.0		56.7	50.5
9/10/2024	7:24	52.9		56.4	51.6
9/10/2024	7:29	52.6		54.4	50.4
9/10/2024	7:34	52.0		54.1	50.9
9/10/2024	7:39	56.5		58.8	51.1
9/10/2024	7:44	55.0	54.4	58.7	50.8
9/10/2024	7:49	53.3		56.8	50.0
9/10/2024	7:54	53.2		55.4	50.7
9/10/2024	7:59	54.6		56.8	51.3
9/10/2024	8:04	53.4		57.4	52.0
9/10/2024	8:09	54.1		58.8	52.4
9/10/2024	8:14	56.1	54.5	60.1	51.8
9/10/2024	8:19	53.6		56.1	50.8
9/10/2024	8:24	55.3		58.6	52.5
9/10/2024	8:29	53.7		55.6	51.4
9/10/2024	8:34	60.5		62.2	51.8
9/10/2024	8:39	55.8		60.7	53.4
9/10/2024	8:44	58.3	58.2	60.7	52.7
9/10/2024	8:49	57.3		60.4	54.3
9/10/2024	8:54	57.3		60.6	52.8
9/10/2024	8:59	58.8		61.5	52.7
9/10/2024	9:04	57.5		60.0	52.9
9/10/2024	9:09	56.8		61.7	51.8
9/10/2024	9:14	53.8	56.3	55.6	51.8
9/10/2024	9:19	57.2		58.8	53.0
9/10/2024	9:24	55.5		58.3	52.6
9/10/2024	9:29	55.9		59.7	54.1
9/10/2024	9:34	55.0		58.1	54.0
9/10/2024	9:39	57.7		63.2	53.4
9/10/2024	9:44	57.4	57.5	61.1	54.9
9/10/2024	9:49	58.2		61.5	54.0
9/10/2024	9:54	57.2		59.9	55.0
9/10/2024	9:59	58.8		62.3	53.8
9/10/2024	10:04	58.8		63.1	54.7
9/10/2024	10:09	58.3		60.0	54.8
9/10/2024	10:14	59.2	60.2	62.5	55.6
9/10/2024	10:19	60.6		62.0	56.0
9/10/2024	10:24	60.3		64.0	57.9
9/10/2024	10:29	62.4		63.9	57.9
9/10/2024	10:34	59.2		61.0	56.9
9/10/2024	10:39	60.0		60.9	55.7
9/10/2024	10:44	61.0	59.8	62.0	55.8
9/10/2024	10:49	58.5		63.2	55.6
9/10/2024	10:54	59.8		60.1	55.3
9/10/2024	10:59	60.1		62.1	56.9
9/10/2024	11:04	56.6		61.8	54.0
9/10/2024	11:09	67.7		69.0	61.2
9/10/2024	11:14	65.6	65.8	69.2	60.6
9/10/2024	11:19	66.0		71.1	60.4
9/10/2024	11:24	67.1		70.5	61.2
9/10/2024	11:29	65.4		71.2	61.2
9/10/2024	11:34	68.0		69.9	60.4
9/10/2024	11:39	66.2		69.1	61.8
9/10/2024	11:44	67.1	67.1	70.0	61.1
9/10/2024	11:49	66.2		70.2	62.8
9/10/2024	11:54	66.0		70.4	62.1
9/10/2024	11:59	68.5		71.0	62.0
9/10/2024	12:04	66.2		70.5	62.7
9/10/2024	12:09	68.2		69.7	61.2
9/10/2024	12:14	67.2	67.4	71.4	61.6
9/10/2024	12:19	67.2		68.0	61.0
9/10/2024	12:24	67.8		71.6	61.8
9/10/2024	12:29	67.8		71.2	63.7
9/10/2024	12:34	66.5		70.2	61.4
9/10/2024	12:39	67.0		70.6	62.8
9/10/2024	12:44	66.6	67.2	70.5	62.4
9/10/2024	12:49	67.1		70.0	61.5
9/10/2024	12:54	68.8		71.2	62.8
9/10/2024	12:59	66.7		71.7	64.0
9/10/2024	13:04	67.0		71.4	63.9
9/10/2024	13:09	68.7		71.9	62.6
9/10/2024	13:14	68.9	68.1	72.1	63.7
9/10/2024	13:19	67.7		69.1	63.6
9/10/2024	13:24	68.3		70.3	62.6
9/10/2024	13:29	68.1		71.9	62.4
9/10/2024	13:34	68.9		72.4	62.1
9/10/2024	13:39	66.0		70.4	62.1
9/10/2024	13:44	68.5	67.6	71.0	62.0
9/10/2024	13:49	66.2		70.5	62.7
9/10/2024	13:54	68.2		69.7	61.2
9/10/2024	13:59	67.2		71.4	61.6
9/10/2024	14:04	67.2		68.0	61.0
9/10/2024	14:09	67.8		71.6	61.8
9/10/2024	14:14	67.8	67.2	71.2	63.7
9/10/2024	14:19	66.5		70.2	61.4
9/10/2024	14:24	67.0		70.6	62.8
9/10/2024	14:29	66.6		70.5	62.4
9/10/2024	14:34	67.1		70.0	61.5
9/10/2024	14:39	68.8		71.2	62.8
9/10/2024	14:44	66.7	67.7	71.7	64.0
9/10/2024	14:49	68.4		70.2	62.3
9/10/2024	14:54	67.9		71.1	64.1
9/10/2024	14:59	67.0		71.4	63.9
9/10/2024	15:04	68.7		71.9	62.6
9/10/2024	15:09	68.9		72.1	63.7
9/10/2024	15:14	67.7	68.4	69.1	63.6
9/10/2024	15:19	68.3		70.3	62.6
9/10/2024	15:24	68.1		71.9	62.4
9/10/2024	15:29	68.9		72.4	62.1
9/10/2024	15:34	66.3		70.6	60.9
9/10/2024	15:39	67.0		71.3	61.9
9/10/2024	15:44	67.8	67.5	68.6	63.1
9/10/2024	15:49	68.7		71.6	62.6
9/10/2024	15:54	67.9		72.3	61.7
9/10/2024	15:59	66.6		68.8	62.2
9/10/2024	16:04	67.2		69.5	62.6
9/10/2024	16:09	67.7		70.4	62.8
9/10/2024	16:14	66.3	67.3	71.7	62.5
9/10/2024	16:19	68.0		71.0	62.6
9/10/2024	16:24	67.3		70.6	63.2
9/10/2024	16:29	67.0		71.0	63.0
9/10/2024	16:34	68.1		70.4	63.2
9/10/2024	16:39	68.0		69.6	63.5
9/10/2024	16:44	68.8	68.0	71.2	62.0
9/10/2024	16:49	66.9		71.5	63.8
9/10/2024	16:54	67.1		70.7	63.2
9/10/2024	16:59	68.6		71.1	63.9
9/10/2024	17:04	67.2		70.5	62.6
9/10/2024	17:09	68.8		70.4	62.8
9/10/2024	17:14	69.3	68.6	70.8	63.7
9/10/2024	17:19	68.3		70.7	65.2
9/10/2024	17:24	68.9		69.8	63.3
9/10/2024	17:29	69.1		70.2	63.7
9/10/2024	17:34	67.3		70.2	62.5
9/10/2024	17:39	67.1		69.8	61.8
9/10/2024	17:44	66.8	67.2	71.7	63.2
9/10/2024	17:49	66.4		68.6	61.7
9/10/2024	17:54	68.4		70.2	62.8
9/10/2024	17:59	66.5		72.6	63.3
9/10/2024	18:04	67.1		71.4	62.7
9/10/2024	18:09	66.1		70.5	61.8
9/10/2024	18:14	65.8	67.0	70.6	62.2
9/10/2024	18:19	67.6		70.9	61.7
9/10/2024	18:24	68.2		70.4	61.8
9/10/2024	18:29	67.0		70.3	61.9
9/10/2024	18:34	65.8		69.9	62.0
9/10/2024	18:39	66.8		70.4	61.1
9/10/2024	18:44	67.0	66.6	68.7	60.0
9/10/2024	18:49	65.6		68.7	61.6
9/10/2024	18:54	65.9		69.9	61.8
9/10/2024	18:59	68.0		70.7	60.5
		Mean	63.9		
		Maximum	68.6		
		Minimum	53.4		

Station: CM10

Date	Start Time	Leq (5mins)	Leq (30mins)	L10 (5mins)	L90 (5mins)
10/10/2024	7:04	52.8		54.4	49.2
10/10/2024	7:09	51.4		54.3	49.7
10/10/2024	7:14	51.9		53.0	49.3
10/10/2024	7:19	51.1	51.9	54.0	49.1
10/10/2024	7:24	51.4		53.3	50.1
10/10/2024	7:29	52.5		55.0	50.3
10/10/2024	7:34	52.6		53.1	50.1
10/10/2024	7:39	52.9		54.0	49.0
10/10/2024	7:44	52.1	52.6	54.4	48.8
10/10/2024	7:49	52.0		54.9	49.3
10/10/2024	7:54	52.1		53.1	48.8
10/10/2024	7:59	53.8		55.1	49.7
10/10/2024	8:04	52.3		53.6	50.3
10/10/2024	8:09	52.7		55.1	49.8
10/10/2024	8:14	52.2	52.3	54.6	48.9
10/10/2024	8:19	51.1		53.8	49.6
10/10/2024	8:24	53.4		57.2	49.4
10/10/2024	8:29	51.6		53.7	49.3
10/10/2024	8:34	52.7		55.4	50.6
10/10/2024	8:39	53.1		55.0	49.9
10/10/2024	8:44	51.7	52.6	55.5	49.8
10/10/2024	8:49	51.3		55.0	49.6
10/10/2024	8:54	52.0		54.8	49.3
10/10/2024	8:59	53.9		54.8	50.9
10/10/2024	9:04	55.4		58.7	51.8
10/10/2024	9:09	54.7		58.2	50.5
10/10/2024	9:14	53.5	54.3	55.2	50.2
10/10/2024	9:19	52.1		54.4	50.1
10/10/2024	9:24	53.7		55.6	50.1
10/10/2024	9:29	55.3		56.3	50.4
10/10/2024	9:34	54.6		58.3	51.0
10/10/2024	9:39	54.5		55.8	50.6
10/10/2024	9:44	54.9	54.6	55.1	50.6
10/10/2024	9:49	52.9		56.5	50.4
10/10/2024	9:54	54.6		57.6	52.3
10/10/2024	9:59	55.7		57.5	52.1
10/10/2024	10:04	54.3		58.9	51.0
10/10/2024	10:09	53.3		54.1	51.6
10/10/2024	10:14	54.7	55.9	59.1	51.4
10/10/2024	10:19	52.4		55.7	51.0
10/10/2024	10:24	59.1		59.5	53.0
10/10/2024	10:29	57.7		59.4	54.2
10/10/2024	10:34	57.7		61.0	53.4
10/10/2024	10:39	57.7		60.3	53.0
10/10/2024	10:44	55.4	57.4	58.4	52.3
10/10/2024	10:49	58.5		61.0	53.7
10/10/2024	10:54	57.0		59.8	53.7
10/10/2024	10:59	57.4		63.3	52.1
10/10/2024	11:04	53.9		58.1	51.7
10/10/2024	11:09	57.0		57.7	53.6
10/10/2024	11:14	55.3	56.6	58.8	53.5
10/10/2024	11:19	55.2		58.9	53.5
10/10/2024	11:24	55.4		58.4	53.3
10/10/2024	11:29	59.8		61.7	53.9
10/10/2024	11:34	58.5		61.6	54.4
10/10/2024	11:39	59.5		61.5	54.0
10/10/2024	11:44	56.2	58.4	58.3	54.5
10/10/2024	11:49	59.9		61.5	55.3
10/10/2024	11:54	57.7		61.6	54.7
10/10/2024	11:59	57.5		59.2	55.6
10/10/2024	12:04	58.9		61.1	55.2
10/10/2024	12:09	60.1		62.5	55.5
10/10/2024	12:14	62.2	60.4	65.3	57.5
10/10/2024	12:19	61.8		64.3	57.7
10/10/2024	12:24	59.5		60.8	56.8
10/10/2024	12:29	57.9		63.1	55.4
10/10/2024	12:34	59.0		60.6	55.1
10/10/2024	12:39	58.5		62.1	55.8
10/10/2024	12:44	58.4	61.0	61.8	55.2
10/10/2024	12:49	60.6		62.2	56.7
10/10/2024	12:54	56.4		61.6	56.1
10/10/2024	12:59	65.8		69.4	60.8
10/10/2024	13:04	65.9		68.5	60.4
10/10/2024	13:09	67.4		69.0	60.9
10/10/2024	13:14	65.1	66.2	69.2	62.3
10/10/2024	13:19	65.5		69.1	60.1
10/10/2024	13:24	67.5		71.1	61.2
10/10/2024	13:29	65.3		67.9	61.0
10/10/2024	13:34	66.6		69.2	62.2
10/10/2024	13:39	66.4		70.5	61.8
10/10/2024	13:44	65.2	66.6	68.0	61.6
10/10/2024	13:49	67.7		69.7	61.5
10/10/2024	13:54	66.1		71.2	62.5
10/10/2024	13:59	67.3		70.7	60.7
10/10/2024	14:04	68.4		72.6	60.8
10/10/2024	14:09	66.1		68.0	61.9
10/10/2024	14:14	67.2	67.1	70.5	62.8
10/10/2024	14:19	66.6		69.7	63.1
10/10/2024	14:24	66.1		70.5	61.3
10/10/2024	14:29	67.5		71.8	64.0
10/10/2024	14:34	65.7		69.2	62.9
10/10/2024	14:39	65.9		70.4	61.0
10/10/2024	14:44	69.7	67.5	71.6	62.8
10/10/2024	14:49	66.7		70.1	64.2
10/10/2024	14:54	68.1		70.7	63.2
10/10/2024	14:59	67.4		69.6	64.6
10/10/2024	15:04	67.5		72.5	64.0
10/10/2024	15:09	66.3		71.6	63.3
10/10/2024	15:14	67.1	67.6	71.1	63.0
10/10/2024	15:19	66.6		71.1	63.8
10/10/2024	15:24	68.8		71.1	62.3
10/10/2024	15:29	68.8		72.1	62.8
10/10/2024	15:34	68.6		70.2	61.6
10/10/2024	15:39	65.7		70.1	60.8
10/10/2024	15:44	66.8	67.4	71.7	62.3
10/10/2024	15:49	67.7		69.3	62.7
10/10/2024	15:54	68.0		70.7	63.3
10/10/2024	15:59	67.2		72.2	62.0
10/10/2024	16:04	66.6		68.9	62.2
10/10/2024	16:09	66.4		68.8	61.8
10/10/2024	16:14	67.3	67.0	72.7	63.8
10/10/2024	16:19	68.2		70.7	62.6
10/10/2024	16:24	66.3		69.9	62.5
10/10/2024	16:29	67.1		70.9	64.1
10/10/2024	16:34	67.6		71.0	63.0
10/10/2024	16:39	67.9		70.5	63.8
10/10/2024	16:44	68.1	67.7	68.9	63.5
10/10/2024	16:49	68.3		71.3	62.4
10/10/2024	16:54	66.9		71.2	62.6
10/10/2024	16:59	67.4		72.4	63.3
10/10/2024	17:04	68.9		72.2	64.1
10/10/2024	17:09	66.7		70.5	62.7
10/10/2024	17:14	68.4	68.0	70.4	63.3
10/10/2024	17:19	68.2		71.8	63.5
10/10/2024	17:24	68.0		71.3	64.4
10/10/2024	17:29	67.5		70.5	64.0
10/10/2024	17:34	68.8		71.3	64.1
10/10/2024	17:39	67.4		70.5	63.3
10/10/2024	17:44	68.0	68.0	71.2	62.2
10/10/2024	17:49	68.8		70.6	62.8
10/10/2024	17:54	66.0		69.8	62.7
10/10/2024	17:59	68.5		70.3	62.4
10/10/2024	18:04	67.4		71.6	63.9
10/10/2024	18:09	67.5		70.9	62.1
10/10/2024	18:14	66.3	66.9	71.0	61.0
10/10/2024	18:19	66.8		70.7	62.7
10/10/2024	18:24	66.4		69.5	62.1
10/10/2024	18:29	66.6		69.7	61.6
10/10/2024	18:34	65.9		70.7	62.4
10/10/2024	18:39	67.2		68.0	61.3
10/10/2024	18:44	67.2	66.8	70.3	60.4
10/10/2024	18:49	65.2		69.0	59.0
10/10/2024	18:54	66.6		70.9	60.8
10/10/2024	18:59	68.0		69.7	62.6
		Mean	61.4		
		Maximum	68.0		
		Minimum	51.9		

Date	Start Time	Leq (5mins)	Leq (30mins)	L10 (5mins)	L90 (5mins)
11/10/2024	7:04	51.0		55.0	50.0
11/10/2024	7:09	51.6		54.9	50.4
11/10/2024	7:14	52.6	51.8	56.6	49.7
11/10/2024	7:19	51.4		54.1	48.9
11/10/2024	7:24	52.9		53.9	49.0
11/10/2024	7:29	50.9		55.1	49.4
11/10/2024	7:34	51.2		53.0	50.4
11/10/2024	7:39	51.7		53.4	49.6
11/10/2024	7:44	52.5	51.9	54.3	49.9
11/10/2024	7:49	51.9		54.2	50.3
11/10/2024	7:54	52.7		53.1	49.8
11/10/2024	7:59	50.8		54.6	49.1
11/10/2024	8:04	51.7		53.9	50.1
11/10/2024	8:09	51.9		53.3	49.0
11/10/2024	8:14	52.7	52.2	54.8	49.7
11/10/2024	8:19	51.2		52.5	49.1
11/10/2024	8:24	53.1		56.8	48.9
11/10/2024	8:29	52.4		55.3	50.0
11/10/2024	8:34	51.1		54.8	48.9
11/10/2024	8:39	53.1		54.4	49.5
11/10/2024	8:44	52.2	52.4	54.5	50.5
11/10/2024	8:49	52.6		55.2	50.4
11/10/2024	8:54	51.8		55.3	49.6
11/10/2024	8:59	53.2		55.2	50.4
11/10/2024	9:04	52.3		55.8	51.5
11/10/2024	9:09	53.7		57.4	52.5
11/10/2024	9:14	54.9	53.3	57.9	51.7
11/10/2024	9:19	53.8		56.9	51.6
11/10/2024	9:24	52.8		54.5	50.8
11/10/2024	9:29	51.6		54.3	50.6
11/10/2024	9:34	55.1		55.8	50.9
11/10/2024	9:39	55.4		57.3	50.4
11/10/2024	9:44	54.0	54.7	55.5	50.2
11/10/2024	9:49	54.3		55.6	50.8
11/10/2024	9:54	54.4		54.9	50.8
11/10/2024	9:59	54.9		57.5	52.5
11/10/2024	10:04	54.8		57.5	51.5
11/10/2024	10:09	56.0		60.7	50.8
11/10/2024	10:14	52.8	56.2	54.1	50.4
11/10/2024	10:19	55.3		58.3	51.9
11/10/2024	10:24	53.9		55.3	51.1
11/10/2024	10:29	60.0		62.9	52.6
11/10/2024	10:34	56.2		59.3	53.2
11/10/2024	10:39	58.1		60.4	53.0
11/10/2024	10:44	56.3	57.3	59.8	54.4
11/10/2024	10:49	56.5		59.6	53.3
11/10/2024	10:54	58.0		62.4	53.1
11/10/2024	10:59	58.1		60.8	52.5
11/10/2024	11:04	58.4		62.1	52.5
11/10/2024	11:09	54.2		56.1	52.5
11/10/2024	11:14	56.6	56.5	59.6	53.1
11/10/2024	11:19	55.7		58.5	52.1
11/10/2024	11:24	55.1		58.1	53.0
11/10/2024	11:29	57.4		58.6	53.6
11/10/2024	11:34	58.4		61.5	53.1
11/10/2024	11:39	58.1		60.0	55.4
11/10/2024	11:44	57.1	58.3	61.3	54.4
11/10/2024	11:49	57.0		58.7	55.1
11/10/2024	11:54	60.2		61.8	54.8
11/10/2024	11:59	58.2		61.0	55.5
11/10/2024	12:04	56.4		58.3	55.7
11/10/2024	12:09	57.6		61.2	55.9
11/10/2024	12:14	59.6	59.4	64.2	56.6
11/10/2024	12:19	60.1		64.4	57.1
11/10/2024	12:24	61.4		64.1	57.9
11/10/2024	12:29	59.2		61.5	56.9
11/10/2024	12:34	57.7		61.0	55.6
11/10/2024	12:39	60.2		61.2	55.6
11/10/2024	12:44	58.4	58.7	61.7	55.2
11/10/2024	12:49	58.0		60.3	56.6
11/10/2024	12:54	59.8		63.7	55.9
11/10/2024	12:59	57.0		61.7	56.3
11/10/2024	13:04	65.5		70.7	61.7
11/10/2024	13:09	65.2		68.4	60.3
11/10/2024	13:14	66.4	65.9	70.2	61.0
11/10/2024	13:19	65.9		69.7	61.8
11/10/2024	13:24	65.1		70.2	61.4
11/10/2024	13:29	66.8		71.9	60.7
11/10/2024	13:34	64.7		69.4	61.8
11/10/2024	13:39	65.2		69.7	61.9
11/10/2024	13:44	66.8	65.8	69.5	62.0
11/10/2024	13:49	65.3		69.1	61.9
11/10/2024	13:54	66.8		71.2	61.8
11/10/2024	13:59	65.9		70.5	61.8
11/10/2024	14:04	66.4		70.3	61.2
11/10/2024	14:09	69.3		72.3	61.4
11/10/2024	14:14	67.5	67.4	68.2	62.5
11/10/2024	14:19	65.9		71.1	62.6
11/10/2024	14:24	67.8		69.8	63.6
11/10/2024	14:29	66.6		70.0	62.5
11/10/2024	14:34	67.4		70.9	64.2
11/10/2024	14:39	66.6		68.0	62.0
11/10/2024	14:44	67.6	67.3	69.2	62.0
11/10/2024	14:49	68.7		71.3	62.9
11/10/2024	14:54	66.8		71.7	62.8
11/10/2024	14:59	66.2		70.8	63.1
11/10/2024	15:04	66.6		69.7	63.8
11/10/2024	15:09	67.6		70.1	63.3
11/10/2024	15:14	66.5	67.6	69.9	63.3
11/10/2024	15:19	68.6		72.8	63.0
11/10/2024	15:24	67.2		71.1	62.5
11/10/2024	15:29	68.5		70.0	62.5
11/10/2024	15:34	68.4		71.0	62.8
11/10/2024	15:39	68.0		71.1	62.1
11/10/2024	15:44	67.3	67.5	70.1	61.1
11/10/2024	15:49	66.4		69.9	63.0
11/10/2024	15:54	65.7		69.5	63.2
11/10/2024	15:59	68.5		71.0	62.5
11/10/2024	16:04	67.0		71.4	63.0
11/10/2024	16:09	66.3		70.6	63.2
11/10/2024	16:14	67.6	67.1	69.4	62.7
11/10/2024	16:19	67.2		71.1	63.2
11/10/2024	16:24	67.8		70.2	63.2
11/10/2024	16:29	66.3		70.9	62.3
11/10/2024	16:34	68.4		70.4	63.1
11/10/2024	16:39	67.2		71.8	63.5
11/10/2024	16:44	67.6	67.5	69.9	63.4
11/10/2024	16:49	67.3		70.2	62.9
11/10/2024	16:54	66.8		70.4	62.4
11/10/2024	16:59	67.7		71.1	63.6
11/10/2024	17:04	67.1		70.6	62.9
11/10/2024	17:09	68.4		69.9	63.9
11/10/2024	17:14	66.8	67.7	71.9	62.7
11/10/2024	17:19	67.3		71.5	62.4
11/10/2024	17:24	68.0		71.6	64.5
11/10/2024	17:29	68.7		70.4	64.2
11/10/2024	17:34	68.6		69.5	63.1
11/10/2024	17:39	68.8		72.0	62.8
11/10/2024	17:44	66.4	67.6	71.8	63.9
11/10/2024	17:49	67.0		69.5	61.5
11/10/2024	17:54	67.8		70.7	62.4
11/10/2024	17:59	66.3		70.5	61.9
11/10/2024	18:04	66.7		70.8	62.9
11/10/2024	18:09	68.1		71.1	63.1
11/10/2024	18:14	68.5	67.4	70.0	62.8
11/10/2024	18:19	67.1		69.0	61.9
11/10/2024	18:24	67.1		71.5	62.6
11/10/2024	18:29	66.3		69.2	61.4
11/10/2024	18:34	65.9		70.6	61.6
11/10/2024	18:39	65.5		68.8	61.3
11/10/2024	18:44	64.8	66.2	69.2	61.8
11/10/2024	18:49	66.0		69.3	60.8
11/10/2024	18:54	67.0		69.7	59.5
11/10/2024	18:59	67.3		70.3	61.5
		Mean	61.1		
		Maximum	67.7		
		Minimum	51.8		

Station: CM10

Date	Start Time	Leq (5mins)	Leq (30mins)	L10 (5mins)	L90 (5mins)
12/10/2024	7:04	51.2		54.9	48.8
12/10/2024	7:09	52.2		54.5	49.7
12/10/2024	7:14	53.1		55.3	49.9
12/10/2024	7:19	52.9	52.3	53.3	48.7
12/10/2024	7:24	52.0		54.6	49.6
12/10/2024	7:29	51.8		55.2	50.5
12/10/2024	7:34	53.1		54.7	49.2
12/10/2024	7:39	52.0		54.9	50.3
12/10/2024	7:44	51.4	52.1	54.7	49.5
12/10/2024	7:49	52.9		54.5	49.3
12/10/2024	7:54	51.9		54.3	48.9
12/10/2024	7:59	50.8		55.1	49.4
12/10/2024	8:04	52.5		53.6	50.0
12/10/2024	8:09	52.0		53.7	50.3
12/10/2024	8:14	53.3	51.9	54.1	49.0
12/10/2024	8:19	51.4		54.1	49.6
12/10/2024	8:24	50.7		53.6	50.1
12/10/2024	8:29	50.8		54.8	49.3
12/10/2024	8:34	51.5		55.4	49.1
12/10/2024	8:39	51.0		53.6	49.9
12/10/2024	8:44	51.6	52.4	54.9	50.3
12/10/2024	8:49	53.9		55.3	49.5
12/10/2024	8:54	52.0		53.3	50.5
12/10/2024	8:59	53.4		55.2	49.1
12/10/2024	9:04	52.2		55.6	49.6
12/10/2024	9:09	54.5		55.5	51.0
12/10/2024	9:14	55.7	54.0	57.4	52.5
12/10/2024	9:19	53.9		56.8	50.6
12/10/2024	9:24	54.3		57.7	50.5
12/10/2024	9:29	52.2		54.0	50.7
12/10/2024	9:34	52.6		55.1	50.5
12/10/2024	9:39	55.0		58.9	50.5
12/10/2024	9:44	54.0	54.1	57.5	51.2
12/10/2024	9:49	54.5		56.1	50.8
12/10/2024	9:54	53.8		54.9	50.3
12/10/2024	9:59	54.0		55.7	50.2
12/10/2024	10:04	53.4		56.1	52.2
12/10/2024	10:09	56.3		58.3	52.3
12/10/2024	10:14	54.9	54.7	58.3	51.8
12/10/2024	10:19	52.6		54.8	50.8
12/10/2024	10:24	55.4		59.2	51.5
12/10/2024	10:29	54.6		60.1	51.8
12/10/2024	10:34	60.2		64.7	51.6
12/10/2024	10:39	56.2		58.5	54.1
12/10/2024	10:44	58.4	58.4	60.0	52.2
12/10/2024	10:49	58.0		60.2	54.4
12/10/2024	10:54	57.4		59.6	52.6
12/10/2024	10:59	58.9		62.0	53.0
12/10/2024	11:04	57.5		60.9	52.6
12/10/2024	11:09	58.5		62.3	52.2
12/10/2024	11:14	54.9	56.8	56.3	52.0
12/10/2024	11:19	55.6		58.5	52.4
12/10/2024	11:24	56.0		60.0	52.2
12/10/2024	11:29	57.1		58.3	53.1
12/10/2024	11:34	56.6		57.9	54.3
12/10/2024	11:39	59.3		60.9	53.6
12/10/2024	11:44	58.6	58.1	60.6	54.7
12/10/2024	11:49	58.1		59.8	54.1
12/10/2024	11:54	56.9		59.0	54.4
12/10/2024	11:59	58.3		63.4	54.3
12/10/2024	12:04	58.4		62.8	54.5
12/10/2024	12:09	58.0		60.5	55.5
12/10/2024	12:14	58.4	60.1	62.4	55.0
12/10/2024	12:19	60.2		62.6	56.9
12/10/2024	12:24	62.2		65.5	57.1
12/10/2024	12:29	61.4		65.0	58.0
12/10/2024	12:34	59.4		62.2	56.9
12/10/2024	12:39	60.0		63.1	55.4
12/10/2024	12:44	60.0	59.5	62.6	55.2
12/10/2024	12:49	58.9		63.8	56.2
12/10/2024	12:54	58.5		61.0	56.3
12/10/2024	12:59	59.8		64.2	55.6
12/10/2024	13:04	57.7		61.2	56.6
12/10/2024	13:09	65.4		68.8	62.1
12/10/2024	13:14	66.4	65.3	69.1	60.5
12/10/2024	13:19	66.9		69.3	61.6
12/10/2024	13:24	65.5		69.4	61.5
12/10/2024	13:29	65.2		70.4	61.4
12/10/2024	13:34	67.2		71.2	60.3
12/10/2024	13:39	66.0		69.9	60.6
12/10/2024	13:44	65.6	66.7	70.6	61.3
12/10/2024	13:49	65.9		70.4	62.3
12/10/2024	13:54	66.8		68.7	61.9
12/10/2024	13:59	68.2		70.0	61.1
12/10/2024	14:04	66.9		70.6	62.9
12/10/2024	14:09	66.0		71.0	61.2
12/10/2024	14:14	68.9	67.1	70.4	60.4
12/10/2024	14:19	66.6		68.1	62.3
12/10/2024	14:24	65.8		69.9	61.9
12/10/2024	14:29	67.9		69.9	62.5
12/10/2024	14:34	67.9		70.9	62.2
12/10/2024	14:39	67.5		71.1	64.0
12/10/2024	14:44	67.0	67.2	70.2	62.8
12/10/2024	14:49	65.3		68.9	62.1
12/10/2024	14:54	67.4		70.8	62.3
12/10/2024	14:59	67.6		71.2	63.1
12/10/2024	15:04	67.5		71.0	62.5
12/10/2024	15:09	68.3		68.8	63.1
12/10/2024	15:14	68.3	68.1	72.0	63.7
12/10/2024	15:19	68.3		69.7	63.0
12/10/2024	15:24	68.7		72.6	62.4
12/10/2024	15:29	67.0		70.3	63.5
12/10/2024	15:34	67.6		71.8	62.5
12/10/2024	15:39	67.6		70.9	62.7
12/10/2024	15:44	67.3	67.3	72.1	62.3
12/10/2024	15:49	67.8		69.7	62.0
12/10/2024	15:54	66.8		69.5	63.0
12/10/2024	15:59	66.7		69.0	63.3
12/10/2024	16:04	68.5		70.3	62.6
12/10/2024	16:09	68.2		72.1	62.5
12/10/2024	16:14	67.2	67.9	70.8	62.1
12/10/2024	16:19	66.8		69.5	62.6
12/10/2024	16:24	68.2		71.7	63.5
12/10/2024	16:29	68.0		71.6	62.5
12/10/2024	16:34	68.0		70.3	62.4
12/10/2024	16:39	67.5		71.2	63.5
12/10/2024	16:44	67.9	67.5	71.2	63.6
12/10/2024	16:49	67.8		71.0	63.2
12/10/2024	16:54	67.0		70.8	63.4
12/10/2024	16:59	66.7		69.7	62.7
12/10/2024	17:04	67.8		69.1	63.8
12/10/2024	17:09	68.8		71.6	63.8
12/10/2024	17:14	69.4	68.1	71.6	63.3
12/10/2024	17:19	66.7		71.4	64.0
12/10/2024	17:24	68.0		70.0	62.5
12/10/2024	17:29	67.5		70.6	64.1
12/10/2024	17:34	69.6		71.2	65.1
12/10/2024	17:39	67.9		71.3	63.6
12/10/2024	17:44	68.6	68.2	69.4	64.1
12/10/2024	17:49	66.1		70.2	63.0
12/10/2024	17:54	67.9		70.2	61.4
12/10/2024	17:59	68.3		70.5	62.9
12/10/2024	18:04	67.0		70.8	63.2
12/10/2024	18:09	68.5		71.0	62.8
12/10/2024	18:14	68.4	67.5	71.7	63.8
12/10/2024	18:19	66.3		69.2	61.4
12/10/2024	18:24	67.4		69.5	62.2
12/10/2024	18:29	66.9		70.7	61.6
12/10/2024	18:34	66.9		71.0	61.2
12/10/2024	18:39	67.2		69.2	60.9
12/10/2024	18:44	67.3	66.8	71.2	62.0
12/10/2024	18:49	66.4		69.2	62.0
12/10/2024	18:54	66.6		69.6	60.5
12/10/2024	18:59	66.1		70.5	59.3
		Mean	61.3		
		Maximum	68.2		
		Minimum	51.9		

Date	Start Time	Leq (5mins)	Leq (30mins)	L10 (5mins)	L90 (5mins)
13/10/2024	7:04	52.0		54.0	49.1
13/10/2024	7:09	52.8		54.8	49.1
13/10/2024	7:14	52.7	52.5	55.0	50.0
13/10/2024	7:19	52.3		53.0	50.0
13/10/2024	7:24	52.7		53.6	49.3
13/10/2024	7:29	52.6		53.9	50.4
13/10/2024	7:34	51.7		56.1	49.5
13/10/2024	7:39	52.6		54.1	49.7
13/10/2024	7:44	52.2	52.1	55.6	49.4
13/10/2024	7:49	51.1		54.9	49.0
13/10/2024	7:54	52.8		53.8	49.9
13/10/2024	7:59	51.8		55.0	48.9
13/10/2024	8:04	51.2		54.4	49.9
13/10/2024	8:09	51.6		53.5	49.0
13/10/2024	8:14	52.0	52.0	54.6	49.8
13/10/2024	8:19	52.9		54.9	50.0
13/10/2024	8:24	52.0		56.0	49.1
13/10/2024	8:29	52.4		54.7	49.0
13/10/2024	8:34	52.3		54.7	50.0
13/10/2024	8:39	51.6		54.3	50.2
13/10/2024	8:44	53.0	52.3	54.1	50.0
13/10/2024	8:49	51.1		55.5	50.4
13/10/2024	8:54	52.8		57.0	50.6
13/10/2024	8:59	52.8		55.0	50.8
13/10/2024	9:04	53.4		54.1	49.7
13/10/2024	9:09	52.9		55.0	49.8
13/10/2024	9:14	54.6	54.1	58.0	51.1
13/10/2024	9:19	55.8		58.0	51.1
13/10/2024	9:24	54.5		59.0	51.1
13/10/2024	9:29	52.4		56.9	51.7
13/10/2024	9:34	53.9		56.3	50.5
13/10/2024	9:39	51.9		56.8	50.6
13/10/2024	9:44	56.4	54.1	56.9	50.8
13/10/2024	9:49	54.2		57.8	51.3
13/10/2024	9:54	53.1		55.5	50.0
13/10/2024	9:59	53.6		55.6	51.2
13/10/2024	10:04	52.2		57.3	50.3
13/10/2024	10:09	53.8		58.9	52.0
13/10/2024	10:14	55.7	54.5	59.5	52.4
13/10/2024	10:19	55.9		61.5	51.3
13/10/2024	10:24	53.4		56.2	51.5
13/10/2024	10:29	54.7		59.9	51.7
13/10/2024	10:34	52.3		57.8	51.8
13/10/2024	10:39	59.9		62.6	53.0
13/10/2024	10:44	57.6	57.6	59.7	53.7
13/10/2024	10:49	59.6		61.2	53.2
13/10/2024	10:54	56.7		60.1	53.6
13/10/2024	10:59	55.8		59.7	52.2
13/10/2024	11:04	58.0		60.5	53.3
13/10/2024	11:09	56.5		59.5	53.5
13/10/2024	11:14	57.1	56.5	63.3	52.1
13/10/2024	11:19	54.8		57.7	51.1
13/10/2024	11:24	55.4		57.9	53.4
13/10/2024	11:29	56.7		57.8	53.2
13/10/2024	11:34	55.6		57.7	53.7
13/10/2024	11:39	57.3		57.6	53.0
13/10/2024	11:44	59.8	58.1	61.5	53.6
13/10/2024	11:49	57.2		60.3	55.2
13/10/2024	11:54	59.1		60.3	53.9
13/10/2024	11:59	58.0		58.8	54.6
13/10/2024	12:04	58.4		63.0	54.2
13/10/2024	12:09	58.8		62.8	55.2
13/10/2024	12:14	56.3	59.0	60.1	55.2
13/10/2024	12:19	58.8		60.5	55.8
13/10/2024	12:24	60.1		63.6	56.5
13/10/2024	12:29	60.3		65.4	56.6
13/10/2024	12:34	60.6		65.1	57.9
13/10/2024	12:39	59.0		61.7	56.9
13/10/2024	12:44	59.1	59.6	63.0	56.1
13/10/2024	12:49	61.0		61.2	55.4
13/10/2024	12:54	58.7		61.9	54.9
13/10/2024	12:59	58.9		60.8	56.3
13/10/2024	13:04	59.7		63.2	55.5
13/10/2024	13:09	57.4		61.1	56.8
13/10/2024	13:14	67.7	65.3	70.0	60.9
13/10/2024	13:19	65.2		67.9	60.5
13/10/2024	13:24	66.8		70.2	61.6
13/10/2024	13:29	66.7		68.2	61.4
13/10/2024	13:34	66.6		69.0	60.0
13/10/2024	13:39	67.7		71.2	60.9
13/10/2024	13:44	64.7	66.4	68.3	60.6
13/10/2024	13:49	66.4		69.7	61.1
13/10/2024	13:54	67.0		70.7	62.9
13/10/2024	13:59	65.4		68.9	61.2
13/10/2024	14:04	69.0		70.4	62.1
13/10/2024	14:09	67.3		70.7	62.6
13/10/2024	14:14	67.1	67.4	69.8	61.8
13/10/2024	14:19	66.9		71.6	61.0
13/10/2024	14:24	65.5		68.1	61.0
13/10/2024	14:29	68.0		70.7	62.5
13/10/2024	14:34	66.5		70.3	62.6
13/10/2024	14:39	68.0		70.3	61.3
13/10/2024	14:44	68.1	67.1	69.8	64.2
13/10/2024	14:49	66.3		69.2	62.4
13/10/2024	14:54	65.6		68.8	61.7
13/10/2024	14:59	67.7		70.7	63.3
13/10/2024	15:04	66.5		71.6	63.4
13/10/2024	15:09	66.6		71.3	62.1
13/10/2024	15:14	66.6	67.5	70.1	63.5
13/10/2024	15:19	68.3		70.3	63.3
13/10/2024	15:24	66.9		72.0	62.8
13/10/2024	15:29	69.3		72.4	62.8
13/10/2024	15:34	66.2		70.2	63.1
13/10/2024	15:39	68.4		72.6	62.8
13/10/2024	15:44	67.1	67.5	70.5	63.5
13/10/2024	15:49	68.5		70.6	62.3
13/10/2024	15:54	67.6		69.4	61.6
13/10/2024	15:59	66.7		71.9	61.8
13/10/2024	16:04	66.8		69.8	63.1
13/10/2024	16:09	66.9		70.9	62.0
13/10/2024	16:14	68.8	67.0	72.2	61.8
13/10/2024	16:19	65.8		69.5	62.1
13/10/2024	16:24	65.2		71.0	61.7
13/10/2024	16:29	67.6		70.7	63.7
13/10/2024	16:34	67.6		71.4	62.9
13/10/2024	16:39	66.9		69.8	63.0
13/10/2024	16:44	67.6	67.4	70.2	64.3
13/10/2024	16:49	66.9		71.9	64.0
13/10/2024	16:54	68.4		70.5	63.5
13/10/2024	16:59	66.9		69.2	63.7
13/10/2024	17:04	67.9		71.6	62.4
13/10/2024	17:09	67.1		71.7	63.7
13/10/2024	17:14	67.4	67.3	71.8	62.9
13/10/2024	17:19	67.3		69.8	63.8
13/10/2024	17:24	67.4		71.3	64.1
13/10/2024	17:29	67.0		72.0	62.7
13/10/2024	17:34	68.9		71.4	64.6
13/10/2024	17:39	68.5		70.5	65.5
13/10/2024	17:44	68.0	67.9	71.0	64.0
13/10/2024	17:49	68.0		69.5	62.8
13/10/2024	17:54	66.3		69.4	62.8
13/10/2024	17:59	67.3		71.9	61.6
13/10/2024	18:04	68.6		71.1	61.8
13/10/2024	18:09	66.4		68.9	63.1
13/10/2024	18:14	67.6	67.4	71.4	62.3
13/10/2024	18:19	66.7		71.8	62.9
13/10/2024	18:24	67.4		71.0	62.5
13/10/2024	18:29	67.4		70.9	61.4
13/10/2024	18:34	67.9		71.1	62.8
13/10/2024	18:39	66.4		69.8	61.8
13/10/2024	18:44	67.7	66.7	70.7	61.4
13/10/2024	18:49	65.9		71.0	62.2
13/10/2024	18:54	65.7		69.1	61.0
13/10/2024	18:59	66.0		69.7	61.1
		Mean	61.1		
		Maximum	67.9		
		Minimum	52.0		

Station: CM10

Date	Start Time	Leq (5mins)	Leq (30mins)	L10 (5mins)	L90 (5mins)
14/10/2024	7:04	51.9		55.2	48.9
14/10/2024	7:09	53.1		54.4	49.1
14/10/2024	7:14	51.3	52.1	53.5	49.3
14/10/2024	7:19	51.3		53.7	49.8
14/10/2024	7:24	52.3		54.0	49.0
14/10/2024	7:29	52.7		54.1	49.1
14/10/2024	7:34	51.6		53.5	48.9
14/10/2024	7:39	51.9		54.9	49.4
14/10/2024	7:44	52.0	52.1	53.2	49.5
14/10/2024	7:49	52.7		53.1	49.4
14/10/2024	7:54	51.0		53.5	49.9
14/10/2024	7:59	52.9		53.5	49.9
14/10/2024	8:04	51.1		55.3	50.1
14/10/2024	8:09	51.4		55.3	50.0
14/10/2024	8:14	51.9	52.2	53.1	49.4
14/10/2024	8:19	53.2		53.6	49.6
14/10/2024	8:24	52.2		54.5	49.6
14/10/2024	8:29	52.9		54.2	49.8
14/10/2024	8:34	52.5		55.0	49.1
14/10/2024	8:39	52.3		53.9	49.1
14/10/2024	8:44	51.1	52.3	53.4	49.1
14/10/2024	8:49	52.1		52.8	48.8
14/10/2024	8:54	51.1		54.0	49.5
14/10/2024	8:59	53.9		55.6	51.0
14/10/2024	9:04	51.4		54.2	50.3
14/10/2024	9:09	51.6		55.2	49.2
14/10/2024	9:14	52.3	53.3	54.0	49.3
14/10/2024	9:19	54.3		54.4	50.2
14/10/2024	9:24	55.2		58.3	52.3
14/10/2024	9:29	53.7		55.6	50.6
14/10/2024	9:34	54.8		57.5	50.4
14/10/2024	9:39	52.4		54.2	50.2
14/10/2024	9:44	52.5	54.5	55.1	50.4
14/10/2024	9:49	56.5		58.8	50.1
14/10/2024	9:54	54.3		58.5	51.2
14/10/2024	9:59	54.9		55.0	50.6
14/10/2024	10:04	54.8		57.6	50.8
14/10/2024	10:09	53.6		56.6	51.1
14/10/2024	10:14	53.4	54.1	57.0	52.2
14/10/2024	10:19	55.3		58.2	52.1
14/10/2024	10:24	53.8		58.5	50.9
14/10/2024	10:29	53.2		55.9	50.7
14/10/2024	10:34	56.2		58.6	51.8
14/10/2024	10:39	54.6		56.1	51.2
14/10/2024	10:44	58.9	57.4	60.1	52.3
14/10/2024	10:49	57.3		59.0	54.7
14/10/2024	10:54	58.8		59.5	53.4
14/10/2024	10:59	57.0		60.3	53.1
14/10/2024	11:04	57.2		59.6	53.1
14/10/2024	11:09	59.4		62.5	52.8
14/10/2024	11:14	55.8	56.7	60.1	53.3
14/10/2024	11:19	56.6		61.4	51.4
14/10/2024	11:24	53.5		57.7	51.6
14/10/2024	11:29	55.3		57.9	52.9
14/10/2024	11:34	55.1		58.4	52.6
14/10/2024	11:39	56.6		59.2	53.4
14/10/2024	11:44	55.9	57.2	57.3	54.2
14/10/2024	11:49	57.5		62.9	53.4
14/10/2024	11:54	58.7		61.4	54.8
14/10/2024	11:59	58.4		61.1	53.9
14/10/2024	12:04	58.2		62.4	55.3
14/10/2024	12:09	58.6		61.2	54.8
14/10/2024	12:14	57.4	58.6	62.8	55.1
14/10/2024	12:19	56.2		60.2	55.7
14/10/2024	12:24	58.8		62.1	55.0
14/10/2024	12:29	61.0		63.4	56.7
14/10/2024	12:34	60.9		64.4	58.0
14/10/2024	12:39	61.0		65.1	56.8
14/10/2024	12:44	58.1	59.8	61.1	55.6
14/10/2024	12:49	58.9		63.0	55.3
14/10/2024	12:54	60.5		64.8	55.7
14/10/2024	12:59	58.2		63.7	56.1
14/10/2024	13:04	57.5		62.2	55.8
14/10/2024	13:09	59.1		63.7	56.4
14/10/2024	13:14	57.9	63.7	61.1	56.3
14/10/2024	13:19	67.6		70.7	61.3
14/10/2024	13:24	64.2		68.0	60.3
14/10/2024	13:29	65.7		70.9	61.5
14/10/2024	13:34	65.8		69.3	61.7
14/10/2024	13:39	65.3		69.6	60.8
14/10/2024	13:44	66.4	66.1	71.0	60.9
14/10/2024	13:49	64.5		69.7	61.1
14/10/2024	13:54	66.6		69.4	61.9
14/10/2024	13:59	67.3		68.3	63.1
14/10/2024	14:04	67.1		69.4	61.4
14/10/2024	14:09	68.9		70.2	61.4
14/10/2024	14:14	66.1	67.2	69.8	61.7
14/10/2024	14:19	66.7		69.7	61.0
14/10/2024	14:24	67.5		71.1	61.5
14/10/2024	14:29	66.7		69.0	62.0
14/10/2024	14:34	67.5		70.9	63.1
14/10/2024	14:39	68.4		68.8	63.5
14/10/2024	14:44	67.6	67.2	71.1	61.4
14/10/2024	14:49	66.8		70.1	63.5
14/10/2024	14:54	67.1		68.3	62.7
14/10/2024	14:59	65.3		71.1	62.3
14/10/2024	15:04	69.2		73.1	63.6
14/10/2024	15:09	67.2		69.8	64.0
14/10/2024	15:14	68.4	67.8	70.6	63.1
14/10/2024	15:19	67.4		70.4	64.0
14/10/2024	15:24	67.4		72.6	62.9
14/10/2024	15:29	66.4		71.7	63.3
14/10/2024	15:34	68.3		70.6	63.0
14/10/2024	15:39	68.5		69.8	63.9
14/10/2024	15:44	68.6	68.1	71.9	63.5
14/10/2024	15:49	67.6		69.9	63.5
14/10/2024	15:54	68.7		71.8	62.1
14/10/2024	15:59	66.7		68.9	61.1
14/10/2024	16:04	66.1		70.9	61.5
14/10/2024	16:09	67.4		68.6	62.9
14/10/2024	16:14	67.0	66.7	70.9	62.6
14/10/2024	16:19	67.6		72.1	61.8
14/10/2024	16:24	65.8		69.6	62.8
14/10/2024	16:29	66.1		70.2	62.5
14/10/2024	16:34	68.4		71.8	63.8
14/10/2024	16:39	68.0		69.6	64.0
14/10/2024	16:44	67.7	68.0	70.7	62.1
14/10/2024	16:49	68.7		70.7	63.8
14/10/2024	16:54	68.1		70.9	64.2
14/10/2024	16:59	66.9		69.6	63.7
14/10/2024	17:04	68.6		72.0	63.6
14/10/2024	17:09	66.4		71.0	62.9
14/10/2024	17:14	68.2	67.9	69.8	63.4
14/10/2024	17:19	67.1		70.7	63.2
14/10/2024	17:24	69.4		70.9	63.8
14/10/2024	17:29	67.1		70.3	63.7
14/10/2024	17:34	67.5		70.5	63.2
14/10/2024	17:39	66.9		71.7	64.4
14/10/2024	17:44	68.2	67.8	72.8	64.7
14/10/2024	17:49	67.4		69.3	63.8
14/10/2024	17:54	69.5		71.7	64.0
14/10/2024	17:59	66.6		70.2	63.0
14/10/2024	18:04	67.4		71.6	62.1
14/10/2024	18:09	67.3		71.7	62.4
14/10/2024	18:14	66.6	67.2	69.6	62.0
14/10/2024	18:19	66.3		70.9	62.9
14/10/2024	18:24	68.7		70.3	63.2
14/10/2024	18:29	66.3		69.0	62.3
14/10/2024	18:34	66.3		68.7	61.3
14/10/2024	18:39	66.4		69.8	62.5
14/10/2024	18:44	68.0	66.8	71.0	61.0
14/10/2024	18:49	67.1		69.6	61.9
14/10/2024	18:54	65.4		69.8	62.0
14/10/2024	18:59	67.0		68.8	61.6
		Mean	61.0		
		Maximum	68.1		
		Minimum	52.1		

Date	Start Time	Leq (5mins)	Leq (30mins)	L10 (5mins)	L90 (5mins)
15/10/2024	7:04	52.1		53.4	50.6
15/10/2024	7:09	53.1		54.9	49.6
15/10/2024	7:14	53.1	52.2	56.9	50.2
15/10/2024	7:19	50.6		54.2	49.8
15/10/2024	7:24	52.6		55.1	50.4
15/10/2024	7:29	51.3		53.5	50.4
15/10/2024	7:34	50.8		54.2	49.0
15/10/2024	7:39	52.7		53.1	49.4
15/10/2024	7:44	52.9	52.3	53.8	49.1
15/10/2024	7:49	51.1		54.6	50.2
15/10/2024	7:54	53.2		55.4	49.9
15/10/2024	7:59	52.6		53.7	50.0
15/10/2024	8:04	50.5		53.4	49.5
15/10/2024	8:09	53.3		53.9	49.1
15/10/2024	8:14	51.7	52.0	54.5	48.8
15/10/2024	8:19	51.8		54.9	49.2
15/10/2024	8:24	51.7		55.4	49.6
15/10/2024	8:29	52.6		53.3	49.2
15/10/2024	8:34	52.1		54.1	49.7
15/10/2024	8:39	52.8		54.1	49.5
15/10/2024	8:44	53.0	52.7	53.8	49.6
15/10/2024	8:49	52.3		53.8	49.3
15/10/2024	8:54	52.5		52.6	49.0
15/10/2024	8:59	53.2		54.0	49.3
15/10/2024	9:04	52.4		55.0	49.8
15/10/2024	9:09	51.7		55.5	49.9
15/10/2024	9:14	51.4	53.0	55.4	49.3
15/10/2024	9:19	51.8		54.7	49.5
15/10/2024	9:24	53.3		55.3	50.7
15/10/2024	9:29	55.8		57.3	52.2
15/10/2024	9:34	54.3		57.4	50.3
15/10/2024	9:39	53.9		55.3	51.3
15/10/2024	9:44	53.8	54.2	55.5	50.7
15/10/2024	9:49	51.8		55.9	51.3
15/10/2024	9:54	56.5		58.4	50.7
15/10/2024	9:59	53.6		57.7	51.1
15/10/2024	10:04	52.8		54.8	50.3
15/10/2024	10:09	53.2		56.2	51.1
15/10/2024	10:14	52.5	53.9	55.6	51.3
15/10/2024	10:19	54.0		56.3	51.0
15/10/2024	10:24	54.9		58.6	51.1
15/10/2024	10:29	55.3		60.0	51.5
15/10/2024	10:34	52.9		56.1	50.7
15/10/2024	10:39	56.6		59.5	52.6
15/10/2024	10:44	54.2	57.0	54.4	51.0
15/10/2024	10:49	59.3		60.6	52.8
15/10/2024	10:54	58.1		58.8	53.4
15/10/2024	10:59	58.0		60.3	52.4
15/10/2024	11:04	56.6		59.3	53.5
15/10/2024	11:09	57.0		59.0	52.9
15/10/2024	11:14	59.6	57.6	60.5	54.1
15/10/2024	11:19	57.8		60.5	53.2
15/10/2024	11:24	58.6		61.0	51.9
15/10/2024	11:29	54.2		56.5	52.0
15/10/2024	11:34	56.0		57.7	52.2
15/10/2024	11:39	56.4		57.4	53.2
15/10/2024	11:44	55.4	56.7	58.3	54.0
15/10/2024	11:49	57.2		59.1	53.4
15/10/2024	11:54	57.8		62.2	53.1
15/10/2024	11:59	57.1		61.7	55.2
15/10/2024	12:04	58.9		61.1	53.4
15/10/2024	12:09	56.6		60.4	55.4
15/10/2024	12:14	60.0	58.4	63.7	54.0
15/10/2024	12:19	58.4		63.4	55.7
15/10/2024	12:24	56.9		60.5	55.5
15/10/2024	12:29	58.3		62.5	55.4
15/10/2024	12:34	60.6		62.9	57.0
15/10/2024	12:39	62.4		64.0	56.7
15/10/2024	12:44	62.5	60.6	64.3	57.1
15/10/2024	12:49	58.5		63.0	57.0
15/10/2024	12:54	58.4		61.9	56.2
15/10/2024	12:59	59.1		62.3	54.7
15/10/2024	13:04	58.2		63.5	55.3
15/10/2024	13:09	59.8		61.2	56.0
15/10/2024	13:14	59.9	62.6	63.7	56.3
15/10/2024	13:19	56.0		60.8	54.6
15/10/2024	13:24	66.4		70.6	60.8
15/10/2024	13:29	65.4		67.5	61.2
15/10/2024	13:34	65.1		71.0	60.1
15/10/2024	13:39	67.3		69.2	62.2
15/10/2024	13:44	65.6	66.5	70.6	60.1
15/10/2024	13:49	68.3		71.4	61.1
15/10/2024	13:54	64.7		67.3	60.9
15/10/2024	13:59	67.1		70.0	61.2
15/10/2024	14:04	67.4		68.3	62.2
15/10/2024	14:09	66.8		68.6	61.5
15/10/2024	14:14	68.0	67.5	71.6	61.4
15/10/2024	14:19	66.2		70.1	63.1
15/10/2024	14:24	67.0		72.1	61.2
15/10/2024	14:29	69.0		70.7	60.7
15/10/2024	14:34	67.5		68.3	61.6
15/10/2024	14:39	66.5		71.3	61.7
15/10/2024	14:44	66.8	66.7	70.7	63.6
15/10/2024	14:49	66.1		70.2	61.3
15/10/2024	14:54	67.3		71.2	62.8
15/10/2024	14:59	65.9		69.0	62.2
15/10/2024	15:04	67.7		69.3	62.2
15/10/2024	15:09	69.5		72.9	63.5
15/10/2024	15:14	67.3	67.8	69.8	64.0
15/10/2024	15:19	66.2		71.6	63.0
15/10/2024	15:24	66.5		69.1	63.8
15/10/2024	15:29	68.7		72.5	64.2
15/10/2024	15:34	67.7		71.9	63.3
15/10/2024	15:39	68.7		72.1	63.3
15/10/2024	15:44	67.7	67.8	70.5	63.1
15/10/2024	15:49	68.5		70.1	62.4
15/10/2024	15:54	67.7		70.0	62.9
15/10/2024	15:59	66.5		71.7	62.4
15/10/2024	16:04	67.8		70.6	60.8
15/10/2024	16:09	66.5		71.8	62.1
15/10/2024	16:14	66.8	67.0	68.6	63.1
15/10/2024	16:19	67.6		72.1	62.5
15/10/2024	16:24	67.2		70.3	61.8
15/10/2024	16:29	66.0		70.6	62.2
15/10/2024	16:34	66.1		68.8	62.4
15/10/2024	16:39	68.8		71.7	62.9
15/10/2024	16:44	68.6	68.2	70.1	63.5
15/10/2024	16:49	68.6		71.7	61.8
15/10/2024	16:54	67.8		72.0	64.0
15/10/2024	16:59	68.6		70.0	63.6
15/10/2024	17:04	67.6		70.0	62.8
15/10/2024	17:09	68.8		70.3	63.9
15/10/2024	17:14	67.7	67.8	69.8	61.8
15/10/2024	17:19	67.3		69.7	63.8
15/10/2024	17:24	67.4		70.4	62.4
15/10/2024	17:29	68.0		70.3	63.3
15/10/2024	17:34	69.0		70.1	64.1
15/10/2024	17:39	67.7		72.0	63.7
15/10/2024	17:44	68.2	68.0	70.7	64.2
15/10/2024	17:49	67.5		73.0	64.7
15/10/2024	17:54	67.3		69.6	64.6
15/10/2024	17:59	68.3		70.9	62.7
15/10/2024	18:04	66.6		70.2	63.8
15/10/2024	18:09	68.1		70.8	62.7
15/10/2024	18:14	67.4	67.3	70.3	63.2
15/10/2024	18:19	67.0		71.0	61.8
15/10/2024	18:24	66.5		72.2	62.3
15/10/2024	18:29	68.0		71.5	64.1
15/10/2024	18:34	66.4		69.9	61.4
15/10/2024	18:39	66.5		69.9	61.8
15/10/2024	18:44	67.5	66.8	69.2	61.8
15/10/2024	18:49	66.6		70.6	61.6
15/10/2024	18:54	66.7		70.2	60.4
15/10/2024	18:59	66.9		70.5	62.4
		Mean	61.0		
		Maximum	68.2		
		Minimum	52.0		

Date	Start Time	Leq (5mins)	Leq (30mins)	L10 (5mins)	L90 (5mins)
16/10/2024	7:04	51.1	51.7	53.3	49.7
16/10/2024	7:09	52.4		53.2	49.6
16/10/2024	7:14	52.8		54.9	49.4
16/10/2024	7:19	50.7		53.7	49.9
16/10/2024	7:24	51.3		53.1	48.9
16/10/2024	7:29	51.7		55.1	50.0
16/10/2024	7:34	52.9	52.0	54.3	49.3
16/10/2024	7:39	51.5		53.3	49.0
16/10/2024	7:44	52.0		53.9	49.8
16/10/2024	7:49	51.1		53.3	49.7
16/10/2024	7:54	52.1		52.9	49.5
16/10/2024	7:59	52.2		54.7	49.6
16/10/2024	8:04	52.5	52.1	54.2	48.9
16/10/2024	8:09	52.5		53.6	49.2
16/10/2024	8:14	52.4		53.3	49.9
16/10/2024	8:19	51.4		54.6	50.3
16/10/2024	8:24	51.0		52.7	50.1
16/10/2024	8:29	52.6		53.5	50.7
16/10/2024	8:34	51.7	51.5	55.2	50.1
16/10/2024	8:39	50.6		53.6	48.8
16/10/2024	8:44	52.3		53.4	49.9
16/10/2024	8:49	52.4		55.3	49.1
16/10/2024	8:54	51.1		52.9	50.2
16/10/2024	8:59	50.7		53.4	48.7
16/10/2024	9:04	51.1	52.6	55.2	50.0
16/10/2024	9:09	52.4		55.3	51.0
16/10/2024	9:14	53.0		55.6	49.9
16/10/2024	9:19	51.1		53.0	50.4
16/10/2024	9:24	52.6		54.9	50.0
16/10/2024	9:29	54.4		55.3	51.1
16/10/2024	9:34	53.7	54.0	58.0	51.3
16/10/2024	9:39	53.5		56.7	51.6
16/10/2024	9:44	53.4		56.9	50.3
16/10/2024	9:49	53.6		55.7	50.8
16/10/2024	9:54	53.6		54.4	51.1
16/10/2024	9:59	55.7		56.5	50.3
16/10/2024	10:04	56.0	54.3	57.1	50.6
16/10/2024	10:09	53.6		55.9	50.3
16/10/2024	10:14	52.5		56.6	51.7
16/10/2024	10:19	52.5		56.1	50.3
16/10/2024	10:24	55.4		58.1	51.9
16/10/2024	10:29	54.3		58.0	52.5
16/10/2024	10:34	54.4	56.5	59.2	50.7
16/10/2024	10:39	52.3		55.3	50.4
16/10/2024	10:44	56.4		59.3	51.5
16/10/2024	10:49	52.8		55.6	51.3
16/10/2024	10:54	60.6		62.7	51.5
16/10/2024	10:59	56.5		58.4	54.2
16/10/2024	11:04	57.6	57.6	61.8	52.2
16/10/2024	11:09	58.3		61.8	53.7
16/10/2024	11:14	56.9		60.8	52.4
16/10/2024	11:19	58.9		62.4	53.9
16/10/2024	11:24	56.9		59.2	53.7
16/10/2024	11:29	56.7		62.6	51.7
16/10/2024	11:34	53.8	56.5	55.9	52.3
16/10/2024	11:39	56.2		57.8	52.7
16/10/2024	11:44	55.9		59.9	53.4
16/10/2024	11:49	56.9		58.1	52.9
16/10/2024	11:54	56.1		57.4	54.1
16/10/2024	11:59	58.7		62.1	54.3
16/10/2024	12:04	58.5	58.3	61.2	54.0
16/10/2024	12:09	58.7		59.9	53.4
16/10/2024	12:14	57.2		59.4	55.0
16/10/2024	12:19	58.2		61.5	54.7
16/10/2024	12:24	59.8		62.5	56.0
16/10/2024	12:29	56.8		60.3	55.2
16/10/2024	12:34	57.6	60.0	61.7	55.6
16/10/2024	12:39	59.8		62.3	57.0
16/10/2024	12:44	62.3		65.0	57.9
16/10/2024	12:49	60.7		64.1	58.2
16/10/2024	12:54	59.1		62.9	56.6
16/10/2024	12:59	58.4		61.3	55.7
16/10/2024	13:04	59.2	61.4	61.0	54.7
16/10/2024	13:09	59.3		63.3	55.9
16/10/2024	13:14	59.3		60.5	56.5
16/10/2024	13:19	60.2		63.5	56.3
16/10/2024	13:24	57.9		62.1	57.2
16/10/2024	13:29	66.2		70.1	62.0
16/10/2024	13:34	64.9	65.7	68.3	60.5
16/10/2024	13:39	66.9		70.9	60.2
16/10/2024	13:44	65.1		68.8	62.5
16/10/2024	13:49	65.6		69.4	60.2
16/10/2024	13:54	66.4		71.5	61.3
16/10/2024	13:59	64.7		68.1	60.6
16/10/2024	14:04	66.1		69.8	61.4
16/10/2024	14:09	65.7		69.0	62.2
16/10/2024	14:14	65.6		70.1	61.4
16/10/2024	14:19	65.5		68.9	62.3
		Mean	56.0		
		Maximum	65.7		
		Minimum	51.5		

Summary of Noise Monitoring Results during 07:00 - 19:00 at CM10	
	Leq (30mins)
Mean	60.9
Maximum	72.2
Minimum	49.6

Note:
1. The Leq (5mins) values within the time slots that do not have six consecutive Leq (5mins) values are not included in calculation of Leq (30mins).
2. Short periods of data gaps in tables are due to suspension of monitoring during replacement of batteries for the sound level meter.

Station: CM10

Date	Start Time	Leq (5mins)	Leq (30mins)	L10 (5mins)	L90 (5mins)
2/10/2024	19:01	65.0	64.4	67.3	59.8
2/10/2024	19:06	64.5		67.0	60.5
2/10/2024	19:11	63.9		65.8	60.4
2/10/2024	19:16	64.1		66.7	59.1
2/10/2024	19:21	64.3		66.8	58.0
2/10/2024	19:26	64.3		66.6	59.9
2/10/2024	19:31	64.8	64.2	67.1	60.9
2/10/2024	19:36	64.8		67.6	59.3
2/10/2024	19:41	64.0		66.4	58.8
2/10/2024	19:46	64.0		66.5	60.6
2/10/2024	19:51	64.0		66.7	58.5
2/10/2024	19:56	63.6		66.0	59.2
2/10/2024	20:01	63.8	63.2	66.5	58.4
2/10/2024	20:06	63.4		66.7	58.1
2/10/2024	20:11	62.4		65.6	57.0
2/10/2024	20:16	62.7		65.8	57.7
2/10/2024	20:21	63.6		66.0	59.4
2/10/2024	20:26	63.0		65.7	56.7
2/10/2024	20:31	61.8	62.9	64.9	57.2
2/10/2024	20:36	64.4		66.4	58.3
2/10/2024	20:41	62.8		65.7	57.9
2/10/2024	20:46	62.8		65.8	57.7
2/10/2024	20:51	63.0		65.6	59.1
2/10/2024	20:56	61.8		64.5	57.0
2/10/2024	21:01	61.4	62.2	64.2	55.7
2/10/2024	21:06	62.0		64.6	58.1
2/10/2024	21:11	62.1		64.9	57.4
2/10/2024	21:16	61.8		64.9	56.7
2/10/2024	21:21	63.4		65.9	58.6
2/10/2024	21:26	61.9		64.6	57.3
2/10/2024	21:31	62.8	62.8	65.0	58.6
2/10/2024	21:36	63.7		66.3	58.8
2/10/2024	21:41	63.1		65.1	58.7
2/10/2024	21:46	61.8		64.8	57.2
2/10/2024	21:51	62.8		65.4	57.4
2/10/2024	21:56	62.4		65.2	58.0
2/10/2024	22:01	62.8	62.8	65.7	57.3
2/10/2024	22:06	63.3		66.1	56.6
2/10/2024	22:11	64.7		64.9	56.7
2/10/2024	22:16	61.5		64.3	56.7
2/10/2024	22:21	62.0		64.8	56.8
2/10/2024	22:26	61.9		64.8	56.8
2/10/2024	22:31	61.5	61.9	64.5	56.0
2/10/2024	22:36	62.1		65.2	56.8
2/10/2024	22:41	62.5		65.9	56.2
2/10/2024	22:46	61.3		63.8	56.0
2/10/2024	22:51	61.2		64.9	55.4
2/10/2024	22:56	62.5		65.4	57.0
		Mean	63.0		
		Maximum	64.4		
		Minimum	61.9		

Date	Start Time	Leq (5mins)	Leq (30mins)	L10 (5mins)	L90 (5mins)
3/10/2024	19:01	64.0	63.3	67.8	58.8
3/10/2024	19:06	63.3		59.5	51.8
3/10/2024	19:11	63.4		60.8	50.5
3/10/2024	19:16	63.3		59.1	52.4
3/10/2024	19:21	62.8		57.3	51.0
3/10/2024	19:26	63.1		55.8	49.9
3/10/2024	19:31	62.7	62.1	56.5	50.1
3/10/2024	19:36	61.7		58.1	50.2
3/10/2024	19:41	61.9		61.4	52.1
3/10/2024	19:46	62.9		59.0	51.2
3/10/2024	19:51	62.3		57.8	49.9
3/10/2024	19:56	61.1		58.8	50.4
3/10/2024	20:01	63.2	61.9	58.8	49.0
3/10/2024	20:06	62.1		73.0	61.0
3/10/2024	20:11	62.0		63.4	49.7
3/10/2024	20:16	62.2		54.5	49.8
3/10/2024	20:21	61.1		58.7	51.5
3/10/2024	20:26	60.7		62.5	52.7
3/10/2024	20:31	61.3	61.6	56.6	52.3
3/10/2024	20:36	61.3		57.3	51.9
3/10/2024	20:41	61.0		59.8	53.3
3/10/2024	20:46	62.5		55.2	52.3
3/10/2024	20:51	61.2		60.2	52.0
3/10/2024	20:56	61.9		67.0	53.1
3/10/2024	21:01	62.9	62.0	57.3	52.4
3/10/2024	21:06	62.3		64.1	53.3
3/10/2024	21:11	61.1		56.3	52.8
3/10/2024	21:16	62.1		58.6	53.4
3/10/2024	21:21	61.6		66.1	55.0
3/10/2024	21:26	61.9		59.0	55.2
3/10/2024	21:31	62.3	61.3	58.9	54.7
3/10/2024	21:36	61.7		57.5	53.9
3/10/2024	21:41	60.8		59.4	54.3
3/10/2024	21:46	61.1		61.5	55.1
3/10/2024	21:51	61.0		59.1	54.7
3/10/2024	21:56	60.6		60.4	54.8
3/10/2024	22:01	61.2	61.0	63.7	55.5
3/10/2024	22:06	61.7		60.5	54.3
3/10/2024	22:11	60.5		59.8	54.8
3/10/2024	22:16	60.4		58.1	50.7
3/10/2024	22:21	61.8		53.3	48.5
3/10/2024	22:26	60.0		55.5	49.6
3/10/2024	22:31	60.6	60.0	53.4	49.6
3/10/2024	22:36	60.3		51.9	48.2
3/10/2024	22:41	60.3		56.5	52.3
3/10/2024	22:46	60.1		62.5	52.7
3/10/2024	22:51	58.6		56.6	51.9
3/10/2024	22:56	60.0		55.4	52.0
		Mean	61.7		
		Maximum	63.3		
		Minimum	60.0		

Station: CM10

Date	Start Time	Leq (5mins)	Leq (30mins)	L10 (5mins)	L90 (5mins)
4/10/2024	19:01	62.3		66.5	57.4
4/10/2024	19:06	63.3		66.7	59.3
4/10/2024	19:11	62.7	62.8	66.6	56.6
4/10/2024	19:16	61.5		65.6	57.0
4/10/2024	19:21	63.8		66.8	58.3
4/10/2024	19:26	62.5		66.5	57.7
4/10/2024	19:31	62.4		66.5	57.6
4/10/2024	19:36	62.6		66.1	58.8
4/10/2024	19:41	61.5	61.9	65.4	56.8
4/10/2024	19:46	61.2		64.9	55.7
4/10/2024	19:51	61.7		65.3	57.9
4/10/2024	19:56	61.8		65.4	57.1
4/10/2024	20:01	61.5		65.2	56.5
4/10/2024	20:06	63.1		66.4	58.5
4/10/2024	20:11	61.6	62.5	65.3	57.1
4/10/2024	20:16	62.4		65.7	58.5
4/10/2024	20:21	63.3		66.9	58.5
4/10/2024	20:26	62.8		65.8	58.6
4/10/2024	20:31	61.5		65.4	57.1
4/10/2024	20:36	62.5		66.1	57.5
4/10/2024	20:41	62.0	62.4	66.0	58.0
4/10/2024	20:46	62.4		66.4	57.2
4/10/2024	20:51	62.9		66.9	56.5
4/10/2024	20:56	63.0		65.5	56.7
4/10/2024	21:01	61.2		64.9	56.6
4/10/2024	21:06	61.6		65.6	56.5
4/10/2024	21:11	61.5	61.6	65.3	56.3
4/10/2024	21:16	61.1		65.3	55.7
4/10/2024	21:21	61.7		65.6	56.7
4/10/2024	21:26	62.2		66.4	56.3
4/10/2024	21:31	61.0		64.5	55.7
4/10/2024	21:36	60.9		65.7	55.1
4/10/2024	21:41	62.2	61.3	66.1	56.9
4/10/2024	21:46	61.3		64.3	56.1
4/10/2024	21:51	61.1		64.9	55.1
4/10/2024	21:56	60.8		65.4	55.5
4/10/2024	22:01	60.9		65.3	55.5
4/10/2024	22:06	60.5		63.9	55.9
4/10/2024	22:11	59.2	61.2	63.6	53.9
4/10/2024	22:16	60.5		64.7	55.3
4/10/2024	22:21	61.6		66.0	54.9
4/10/2024	22:26	63.2		65.1	55.8
4/10/2024	22:31	61.0		64.7	56.7
4/10/2024	22:36	57.1		62.2	48.7
4/10/2024	22:41	49.7	55.6	51.8	48.1
4/10/2024	22:46	49.8		51.9	48.3
4/10/2024	22:51	49.8		52.0	48.3
4/10/2024	22:56	49.6		51.9	48.0
		Mean	61.1		
		Maximum	62.8		
		Minimum	55.6		

Date	Start Time	Leq (5mins)	Leq (30mins)	L10 (5mins)	L90 (5mins)
5/10/2024	19:01	68.9		72.2	65.8
5/10/2024	19:06	68.7		72.4	64.0
5/10/2024	19:11	67.1	68.2	70.7	62.4
5/10/2024	19:16	67.8		71.1	64.4
5/10/2024	19:21	68.5		71.9	64.6
5/10/2024	19:26	68.1		71.6	64.0
5/10/2024	19:31	69.7		73.5	64.6
5/10/2024	19:36	69.5		72.6	65.0
5/10/2024	19:41	68.6	69.5	71.3	64.7
5/10/2024	19:46	70.4		73.7	65.8
5/10/2024	19:51	69.4		73.0	65.2
5/10/2024	19:56	69.3		72.5	65.2
5/10/2024	20:01	69.3		72.1	64.3
5/10/2024	20:06	69.2		72.7	64.0
5/10/2024	20:11	69.7	69.1	73.4	64.2
5/10/2024	20:16	69.7		73.3	64.8
5/10/2024	20:21	68.1		71.0	64.9
5/10/2024	20:26	68.0		71.4	64.2
5/10/2024	20:31	68.8		71.4	64.1
5/10/2024	20:36	68.7		71.7	64.9
5/10/2024	20:41	68.5	68.3	72.0	62.9
5/10/2024	20:46	67.7		71.0	63.1
5/10/2024	20:51	68.6		72.2	64.5
5/10/2024	20:56	67.3		70.3	62.9
5/10/2024	21:01	67.2		70.6	63.0
5/10/2024	21:06	68.7		72.0	64.8
5/10/2024	21:11	66.2	67.7	69.4	63.2
5/10/2024	21:16	67.1		70.3	62.1
5/10/2024	21:21	68.7		71.9	63.4
5/10/2024	21:26	67.8		71.0	62.4
5/10/2024	21:31	67.3		70.9	63.4
5/10/2024	21:36	66.8		70.8	60.6
5/10/2024	21:41	67.5	68.3	70.9	62.8
5/10/2024	21:46	68.4		71.3	62.0
5/10/2024	21:51	70.8		74.3	62.3
5/10/2024	21:56	67.7		71.0	63.8
5/10/2024	22:01	63.8		68.8	48.7
5/10/2024	22:06	49.7		51.8	48.1
5/10/2024	22:11	49.8	56.8	51.9	48.3
5/10/2024	22:16	49.8		52.0	48.3
5/10/2024	22:21	49.6		51.9	48.0
5/10/2024	22:26	49.9		52.0	48.3
5/10/2024	22:31	49.9		52.2	48.0
5/10/2024	22:36	50.0		52.2	48.3
5/10/2024	22:41	50.0	49.9	52.1	48.5
5/10/2024	22:46	49.6		51.8	48.0
5/10/2024	22:51	50.0		52.3	48.3
5/10/2024	22:56	50.1		52.2	48.2
		Mean	64.7		
		Maximum	69.5		
		Minimum	49.9		

Station: CM10

Date	Start Time	Leq (5mins)	Leq (30mins)	L10 (5mins)	L90 (5mins)
6/10/2024	19:01	64.4		67.7	60.3
6/10/2024	19:06	63.9		67.5	60.0
6/10/2024	19:11	65.3	65.1	68.9	61.4
6/10/2024	19:16	64.5		67.4	60.5
6/10/2024	19:21	66.9		69.4	60.4
6/10/2024	19:26	64.7		68.5	60.4
6/10/2024	19:31	65.0		68.2	61.7
6/10/2024	19:36	64.7		67.7	61.1
6/10/2024	19:41	65.5	64.7	68.8	61.3
6/10/2024	19:46	64.4		68.3	60.5
6/10/2024	19:51	63.8		67.4	59.3
6/10/2024	19:56	64.5		68.2	60.4
6/10/2024	20:01	64.2		68.4	59.9
6/10/2024	20:06	64.2		67.6	59.4
6/10/2024	20:11	64.5	64.5	67.9	60.7
6/10/2024	20:16	64.7		68.0	60.8
6/10/2024	20:21	65.4		68.9	60.3
6/10/2024	20:26	64.1		67.8	59.8
6/10/2024	20:31	64.7		67.8	60.2
6/10/2024	20:36	64.3		67.6	60.0
6/10/2024	20:41	64.8	64.8	68.3	59.3
6/10/2024	20:46	65.2		68.9	61.0
6/10/2024	20:51	62.5		67.9	60.8
6/10/2024	20:56	66.3		68.2	57.7
6/10/2024	21:01	63.1		66.6	57.9
6/10/2024	21:06	59.5		63.2	49.7
6/10/2024	21:11	52.1	57.8	52.7	49.9
6/10/2024	21:16	52.8		53.1	50.4
6/10/2024	21:21	52.9		54.6	49.4
6/10/2024	21:26	51.1		53.8	49.1
6/10/2024	21:31	51.9		53.3	50.0
6/10/2024	21:36	52.4		53.7	49.2
6/10/2024	21:41	53.0	52.4	53.5	50.2
6/10/2024	21:46	53.2		55.4	50.2
6/10/2024	21:51	51.2		53.5	48.7
6/10/2024	21:56	52.3		54.2	48.9
6/10/2024	22:01	51.0		53.4	50.1
6/10/2024	22:06	53.8		54.9	50.2
6/10/2024	22:11	52.9	52.8	53.8	50.9
6/10/2024	22:16	51.0		53.6	50.5
6/10/2024	22:21	52.4		52.8	49.1
6/10/2024	22:26	54.6		57.5	50.0
6/10/2024	22:31	55.1		60.7	52.2
6/10/2024	22:36	51.9		54.5	49.5
6/10/2024	22:41	52.6	52.8	53.0	48.8
6/10/2024	22:46	52.0		54.3	50.3
6/10/2024	22:51	52.0		54.8	49.3
6/10/2024	22:56	52.3		56.6	49.4
		Mean	59.4		
		Maximum	65.1		
		Minimum	52.4		

Date	Start Time	Leq (5mins)	Leq (30mins)	L10 (5mins)	L90 (5mins)
7/10/2024	19:01	65.4		68.0	59.4
7/10/2024	19:06	64.8		68.6	58.2
7/10/2024	19:11	64.9	65.2	67.3	59.1
7/10/2024	19:16	65.2		67.1	58.6
7/10/2024	19:21	66.1		68.6	58.0
7/10/2024	19:26	64.2		69.6	57.3
7/10/2024	19:31	66.8		68.8	57.3
7/10/2024	19:36	64.4		67.6	57.9
7/10/2024	19:41	63.6	64.6	67.2	58.5
7/10/2024	19:46	64.3		66.5	58.5
7/10/2024	19:51	63.6		66.9	57.1
7/10/2024	19:56	63.9		68.8	58.9
7/10/2024	20:01	65.6		70.2	58.1
7/10/2024	20:06	62.2		66.4	57.1
7/10/2024	20:11	62.3	64.4	67.7	56.1
7/10/2024	20:16	65.4		67.6	58.3
7/10/2024	20:21	65.8		66.3	57.1
7/10/2024	20:26	63.6		66.7	57.4
7/10/2024	20:31	62.1		67.8	57.0
7/10/2024	20:36	62.8		66.5	57.7
7/10/2024	20:41	64.2	62.9	65.6	57.0
7/10/2024	20:46	61.6		65.6	56.0
7/10/2024	20:51	62.9		67.2	56.8
7/10/2024	20:56	63.5		68.2	57.1
7/10/2024	21:01	67.0		69.5	57.0
7/10/2024	21:06	62.5		66.5	58.3
7/10/2024	21:11	60.7	61.5	65.4	50.6
7/10/2024	21:16	51.6		53.9	49.0
7/10/2024	21:21	51.8		55.2	49.6
7/10/2024	21:26	52.0		52.7	49.8
7/10/2024	21:31	50.9		52.8	48.7
7/10/2024	21:36	53.2		54.8	49.6
7/10/2024	21:41	50.9	51.9	53.4	50.1
7/10/2024	21:46	51.8		55.4	50.0
7/10/2024	21:51	51.3		53.9	49.1
7/10/2024	21:56	52.8		54.1	49.9
7/10/2024	22:01	51.8		54.2	49.2
7/10/2024	22:06	52.3		54.3	50.3
7/10/2024	22:11	53.2	52.6	54.1	50.5
7/10/2024	22:16	52.8		53.3	50.0
7/10/2024	22:21	53.2		55.0	49.2
7/10/2024	22:26	51.9		54.8	49.8
7/10/2024	22:31	54.1		55.7	50.0
7/10/2024	22:36	55.1		59.9	52.1
7/10/2024	22:41	54.1	53.4	54.6	49.6
7/10/2024	22:46	51.6		53.9	50.0
7/10/2024	22:51	52.6		53.3	49.7
7/10/2024	22:56	51.5		55.4	50.1
		Mean	59.5		
		Maximum	65.2		
		Minimum	51.9		

Station: CM10

Date	Start Time	Leq (5mins)	Leq (30mins)	L10 (5mins)	L90 (5mins)
8/10/2024	19:04	65.6		66.7	59.3
8/10/2024	19:09	66.9		69.6	60.9
8/10/2024	19:14	64.8	65.3	68.6	59.6
8/10/2024	19:19	62.8		66.6	57.8
8/10/2024	19:24	65.6		67.3	58.2
8/10/2024	19:29	64.8		66.9	59.7
8/10/2024	19:34	65.4		67.5	59.4
8/10/2024	19:39	65.2		68.0	58.7
8/10/2024	19:44	66.0	64.9	67.9	58.2
8/10/2024	19:49	63.6		66.7	57.3
8/10/2024	19:54	65.1		66.9	58.9
8/10/2024	19:59	63.3		67.0	57.6
8/10/2024	20:04	62.8		68.3	57.8
8/10/2024	20:09	65.3		67.7	58.1
8/10/2024	20:14	64.0	64.1	67.9	56.9
8/10/2024	20:19	62.7		66.6	57.4
8/10/2024	20:24	64.0		68.5	57.4
8/10/2024	20:29	65.3		69.7	58.4
8/10/2024	20:34	65.7		67.4	58.0
8/10/2024	20:39	63.4		67.2	56.3
8/10/2024	20:44	63.2	63.7	67.0	56.4
8/10/2024	20:49	64.0		67.1	57.8
8/10/2024	20:54	63.1		65.4	57.3
8/10/2024	20:59	62.0		66.7	55.3
8/10/2024	21:04	64.1		67.9	57.3
8/10/2024	21:09	64.2		69.3	55.7
8/10/2024	21:14	65.1	63.1	69.2	57.3
8/10/2024	21:19	64.7		68.0	58.1
8/10/2024	21:24	58.5		63.7	50.0
8/10/2024	21:29	51.5		52.8	50.1
8/10/2024	21:34	52.9		53.5	50.1
8/10/2024	21:39	50.7		53.7	49.8
8/10/2024	21:44	52.1	51.9	54.7	49.6
8/10/2024	21:49	52.0		53.7	50.0
8/10/2024	21:54	51.1		54.8	49.1
8/10/2024	21:59	52.3		54.7	50.2
8/10/2024	22:04	52.1		55.4	50.1
8/10/2024	22:09	51.6		52.5	50.0
8/10/2024	22:14	51.5	52.5	53.7	49.7
8/10/2024	22:19	52.7		54.3	50.0
8/10/2024	22:24	53.8		55.8	49.7
8/10/2024	22:29	52.7		53.9	50.3
8/10/2024	22:34	52.0		54.3	49.0
8/10/2024	22:39	51.4		52.8	49.2
8/10/2024	22:44	54.6	53.6	56.7	51.0
8/10/2024	22:49	56.8		59.7	51.8
8/10/2024	22:54	52.4		55.6	49.5
8/10/2024	22:59	51.3		52.9	49.3
		Mean	59.9		
		Maximum	65.3		
		Minimum	51.9		

Date	Start Time	Leq (5mins)	Leq (30mins)	L10 (5mins)	L90 (5mins)
9/10/2024	19:04	66.6		69.1	60.0
9/10/2024	19:09	66.0		70.6	62.2
9/10/2024	19:14	66.9	66.4	68.9	60.1
9/10/2024	19:19	66.9		69.0	59.9
9/10/2024	19:24	65.4		68.2	59.9
9/10/2024	19:29	66.1		70.3	59.2
9/10/2024	19:34	63.6		68.4	57.8
9/10/2024	19:39	64.8		70.1	58.8
9/10/2024	19:44	66.5	65.3	69.6	61.4
9/10/2024	19:49	64.8		69.0	58.8
9/10/2024	19:54	64.2		68.6	58.7
9/10/2024	19:59	67.1		68.2	59.4
9/10/2024	20:04	65.1		69.7	59.2
9/10/2024	20:09	65.5		68.0	58.9
9/10/2024	20:14	64.8	64.3	69.8	61.1
9/10/2024	20:19	62.7		67.2	58.0
9/10/2024	20:24	63.7		66.6	57.1
9/10/2024	20:29	63.2		67.5	60.0
9/10/2024	20:34	63.4		68.0	58.4
9/10/2024	20:39	63.1		68.9	58.8
9/10/2024	20:44	65.6	64.6	68.8	60.6
9/10/2024	20:49	63.2		68.6	58.0
9/10/2024	20:54	66.1		66.8	59.4
9/10/2024	20:59	65.2		68.1	59.6
9/10/2024	21:04	65.3		67.8	60.3
9/10/2024	21:09	64.6		67.6	58.4
9/10/2024	21:14	65.2	65.0	68.4	58.1
9/10/2024	21:19	63.8		68.5	59.9
9/10/2024	21:24	65.9		67.8	58.9
9/10/2024	21:29	65.0		70.1	57.8
9/10/2024	21:34	67.5		68.2	57.5
9/10/2024	21:39	63.2		68.2	58.4
9/10/2024	21:44	64.0	64.9	69.0	58.9
9/10/2024	21:49	64.2		67.8	57.7
9/10/2024	21:54	64.3		66.3	57.4
9/10/2024	21:59	64.9		68.6	58.7
9/10/2024	22:04	64.5		67.9	57.5
9/10/2024	22:09	63.0		66.6	57.4
9/10/2024	22:14	63.0	63.9	67.3	57.3
9/10/2024	22:19	64.9		69.4	59.0
9/10/2024	22:24	65.0		66.8	57.9
9/10/2024	22:29	62.5		68.2	57.0
9/10/2024	22:34	62.1		67.6	57.7
9/10/2024	22:39	62.4		67.1	57.6
9/10/2024	22:44	63.8	63.1	66.1	56.9
9/10/2024	22:49	62.8		66.5	56.2
9/10/2024	22:54	63.9		68.0	56.2
9/10/2024	22:59	63.0		67.1	57.1
		Mean	64.7		
		Maximum	66.4		
		Minimum	63.1		

Station: CM10

Date	Start Time	Leq (5mins)	Leq (30mins)	L10 (5mins)	L90 (5mins)
10/10/2024	19:04	66.2		70.4	61.0
10/10/2024	19:09	66.8		69.4	59.5
10/10/2024	19:14	65.1	66.3	69.2	61.2
10/10/2024	19:19	67.1		69.0	59.5
10/10/2024	19:24	66.8		68.4	60.8
10/10/2024	19:29	65.7		70.6	60.4
10/10/2024	19:34	66.1		68.4	58.7
10/10/2024	19:39	64.6		67.5	58.0
10/10/2024	19:44	65.7	65.3	68.7	59.1
10/10/2024	19:49	66.4		69.3	60.3
10/10/2024	19:54	64.8		69.2	58.1
10/10/2024	19:59	63.3		67.3	58.6
10/10/2024	20:04	66.0		68.5	58.9
10/10/2024	20:09	64.1		68.0	58.9
10/10/2024	20:14	65.3	64.6	69.5	59.7
10/10/2024	20:19	65.2		68.4	60.3
10/10/2024	20:24	63.4		66.3	58.0
10/10/2024	20:29	62.6		68.0	57.1
10/10/2024	20:34	64.2		68.2	60.0
10/10/2024	20:39	63.9		68.4	58.5
10/10/2024	20:44	63.5	64.5	68.0	58.8
10/10/2024	20:49	66.1		68.6	59.4
10/10/2024	20:54	63.3		66.8	57.9
10/10/2024	20:59	65.3		69.1	60.4
10/10/2024	21:04	65.3		69.2	60.5
10/10/2024	21:09	66.3		66.9	60.1
10/10/2024	21:14	63.8	65.0	66.9	58.3
10/10/2024	21:19	65.5		67.5	59.0
10/10/2024	21:24	63.7		69.4	58.6
10/10/2024	21:29	64.7		67.6	58.4
10/10/2024	21:34	64.6		69.1	57.6
10/10/2024	21:39	65.9		67.6	57.3
10/10/2024	21:44	64.6	64.9	68.0	58.6
10/10/2024	21:49	65.0		68.7	58.3
10/10/2024	21:54	64.8		67.9	58.7
10/10/2024	21:59	64.5		68.6	57.0
10/10/2024	22:04	63.3		69.1	58.4
10/10/2024	22:09	64.7		67.6	57.6
10/10/2024	22:14	64.4	64.2	65.9	57.1
10/10/2024	22:19	62.7		66.7	56.2
10/10/2024	22:24	65.7		67.1	58.7
10/10/2024	22:29	63.9		65.5	56.8
10/10/2024	22:34	62.6		66.4	56.4
10/10/2024	22:39	63.4		68.9	57.4
10/10/2024	22:44	64.5	63.3	66.7	57.8
10/10/2024	22:49	61.8		67.7	56.7
10/10/2024	22:54	62.6		67.2	55.0
10/10/2024	22:59	64.1		67.3	56.3
		Mean	64.8		
		Maximum	66.3		
		Minimum	63.3		

Date	Start Time	Leq (5mins)	Leq (30mins)	L10 (5mins)	L90 (5mins)
11/10/2024	19:04	66.4		70.7	61.5
11/10/2024	19:09	67.7		71.4	60.9
11/10/2024	19:14	65.1	66.0	70.2	60.1
11/10/2024	19:19	64.9		68.9	62.2
11/10/2024	19:24	65.9		69.2	59.8
11/10/2024	19:29	65.6		68.0	60.8
11/10/2024	19:34	66.3		69.5	60.1
11/10/2024	19:39	65.7		69.1	59.0
11/10/2024	19:44	65.3	65.7	69.0	58.5
11/10/2024	19:49	65.4		69.7	58.8
11/10/2024	19:54	65.7		67.9	60.1
11/10/2024	19:59	66.0		68.1	57.5
11/10/2024	20:04	64.3		66.9	58.5
11/10/2024	20:09	67.7		70.4	59.8
11/10/2024	20:14	66.0	65.7	69.1	59.7
11/10/2024	20:19	64.6		67.9	58.8
11/10/2024	20:24	65.7		68.1	60.8
11/10/2024	20:29	65.1		66.9	59.0
11/10/2024	20:34	63.2		67.9	56.8
11/10/2024	20:39	64.4		68.3	59.6
11/10/2024	20:44	64.8	64.4	68.4	59.3
11/10/2024	20:49	63.6		67.8	57.6
11/10/2024	20:54	65.9		70.2	60.6
11/10/2024	20:59	63.6		67.6	59.0
11/10/2024	21:04	65.5		69.1	60.6
11/10/2024	21:09	66.8		69.7	60.9
11/10/2024	21:14	64.7	65.2	67.5	60.8
11/10/2024	21:19	64.5		67.2	57.8
11/10/2024	21:24	64.7		68.8	58.6
11/10/2024	21:29	64.5		69.5	58.6
11/10/2024	21:34	63.7		70.0	58.6
11/10/2024	21:39	64.6		68.7	58.5
11/10/2024	21:44	67.8	64.9	69.0	57.7
11/10/2024	21:49	64.2		66.5	58.5
11/10/2024	21:54	63.7		68.6	58.8
11/10/2024	21:59	63.3		68.8	57.8
11/10/2024	22:04	63.7		68.1	57.7
11/10/2024	22:09	64.8		68.6	57.8
11/10/2024	22:14	65.1	64.3	69.4	58.0
11/10/2024	22:19	62.9		66.1	57.7
11/10/2024	22:24	62.9		67.8	57.2
11/10/2024	22:29	65.5		69.2	58.6
11/10/2024	22:34	64.6		66.6	57.8
11/10/2024	22:39	63.3		67.4	56.5
11/10/2024	22:44	62.6	63.6	66.5	57.0
11/10/2024	22:49	64.3		68.5	56.7
11/10/2024	22:54	63.8		66.1	57.1
11/10/2024	22:59	62.4		67.3	56.2
		Mean	65.0		
		Maximum	66.0		
		Minimum	63.6		

Station: CM10

Date	Start Time	Leq (5mins)	Leq (30mins)	L10 (5mins)	L90 (5mins)
12/10/2024	19:04	67.3		69.4	61.5
12/10/2024	19:09	67.0		68.9	61.6
12/10/2024	19:14	66.5	66.7	69.4	60.9
12/10/2024	19:19	66.4		69.6	60.1
12/10/2024	19:24	66.0		70.7	62.4
12/10/2024	19:29	66.8		70.4	60.0
12/10/2024	19:34	66.7		68.9	60.2
12/10/2024	19:39	66.0		68.3	59.0
12/10/2024	19:44	64.4	65.6	69.2	60.1
12/10/2024	19:49	64.7		69.1	59.1
12/10/2024	19:54	64.5		69.9	59.8
12/10/2024	19:59	66.9		68.9	60.0
12/10/2024	20:04	66.1		69.6	57.4
12/10/2024	20:09	62.8		66.9	57.9
12/10/2024	20:14	66.4	65.4	70.3	59.4
12/10/2024	20:19	65.4		68.8	58.6
12/10/2024	20:24	66.0		68.2	59.7
12/10/2024	20:29	65.1		67.8	61.1
12/10/2024	20:34	63.5		66.5	59.1
12/10/2024	20:39	64.3		67.4	56.9
12/10/2024	20:44	65.0	64.6	66.4	59.3
12/10/2024	20:49	65.0		67.9	58.7
12/10/2024	20:54	64.8		67.2	57.3
12/10/2024	20:59	65.0		68.0	59.2
12/10/2024	21:04	63.4		67.4	58.2
12/10/2024	21:09	64.1		67.1	59.7
12/10/2024	21:14	65.4	64.7	69.6	60.2
12/10/2024	21:19	65.6		69.3	60.3
12/10/2024	21:24	64.4		67.6	58.2
12/10/2024	21:29	64.5		67.3	59.4
12/10/2024	21:34	64.6		69.5	58.9
12/10/2024	21:39	65.1		67.7	58.2
12/10/2024	21:44	64.8	64.7	69.6	58.1
12/10/2024	21:49	65.6		68.3	58.6
12/10/2024	21:54	64.6		67.1	57.9
12/10/2024	21:59	63.1		67.0	58.8
12/10/2024	22:04	63.7		68.0	58.7
12/10/2024	22:09	64.2		66.7	57.7
12/10/2024	22:14	64.7	63.9	67.3	57.7
12/10/2024	22:19	64.0		68.8	57.5
12/10/2024	22:24	63.0		66.0	57.1
12/10/2024	22:29	63.7		67.2	57.5
12/10/2024	22:34	63.6		67.1	58.7
12/10/2024	22:39	63.6		65.6	57.4
12/10/2024	22:44	64.2	63.3	66.9	56.3
12/10/2024	22:49	63.0		69.0	56.6
12/10/2024	22:54	62.5		66.2	56.8
12/10/2024	22:59	63.0		67.4	56.7
		Mean	64.9		
		Maximum	66.7		
		Minimum	63.3		

Date	Start Time	Leq (5mins)	Leq (30mins)	L10 (5mins)	L90 (5mins)
13/10/2024	19:04	67.1		70.6	59.6
13/10/2024	19:09	65.8		69.8	60.7
13/10/2024	19:14	68.1	66.9	69.8	62.4
13/10/2024	19:19	67.4		70.4	60.0
13/10/2024	19:24	66.8		69.7	60.3
13/10/2024	19:29	65.9		70.0	61.4
13/10/2024	19:34	65.6		71.0	59.7
13/10/2024	19:39	65.6		68.7	61.2
13/10/2024	19:44	65.7	65.7	69.9	60.5
13/10/2024	19:49	66.2		68.6	59.2
13/10/2024	19:54	65.1		68.2	58.4
13/10/2024	19:59	66.0		70.0	58.3
13/10/2024	20:04	65.8		68.7	60.4
13/10/2024	20:09	65.9		69.5	57.5
13/10/2024	20:14	63.2	65.6	68.4	58.6
13/10/2024	20:19	66.4		68.7	59.6
13/10/2024	20:24	66.0		69.8	58.6
13/10/2024	20:29	65.5		68.6	59.2
13/10/2024	20:34	66.0		68.4	60.7
13/10/2024	20:39	63.8		68.3	58.0
13/10/2024	20:44	62.4	63.9	68.1	57.1
13/10/2024	20:49	64.3		67.3	59.4
13/10/2024	20:54	63.1		69.0	59.1
13/10/2024	20:59	62.9		67.0	57.8
13/10/2024	21:04	64.5		70.0	60.0
13/10/2024	21:09	63.3		67.6	59.0
13/10/2024	21:14	64.7	64.8	66.7	59.8
13/10/2024	21:19	66.9		69.5	60.7
13/10/2024	21:24	64.3		69.2	59.8
13/10/2024	21:29	64.2		66.7	58.6
13/10/2024	21:34	64.4		67.6	58.4
13/10/2024	21:39	65.5		69.3	59.0
13/10/2024	21:44	64.2	65.3	69.6	58.4
13/10/2024	21:49	65.5		68.5	58.4
13/10/2024	21:54	67.6		69.7	57.9
13/10/2024	21:59	63.4		67.9	58.3
13/10/2024	22:04	65.3		68.5	57.7
13/10/2024	22:09	64.6		67.4	58.4
13/10/2024	22:14	62.5	64.4	67.3	57.3
13/10/2024	22:19	63.6		69.0	57.8
13/10/2024	22:24	65.3		67.7	58.0
13/10/2024	22:29	64.3		65.5	56.8
13/10/2024	22:34	63.2		67.3	56.9
13/10/2024	22:39	64.0		68.9	59.0
13/10/2024	22:44	64.3	63.4	65.7	57.4
13/10/2024	22:49	62.8		66.9	56.1
13/10/2024	22:54	63.0		67.4	57.7
13/10/2024	22:59	62.7		66.7	56.8
		Mean	65.0		
		Maximum	66.9		
		Minimum	63.4		

Station: CM10

Date	Start Time	Leq (5mins)	Leq (30mins)	L10 (5mins)	L90 (5mins)
14/10/2024	19:04	66.4	66.8	68.5	60.2
14/10/2024	19:09	65.8		68.6	59.5
14/10/2024	19:14	67.1		68.9	61.0
14/10/2024	19:19	67.3		70.0	62.8
14/10/2024	19:24	67.7		69.8	60.2
14/10/2024	19:29	66.5		69.0	60.7
14/10/2024	19:34	66.8	66.0	69.8	61.6
14/10/2024	19:39	66.5		68.8	60.2
14/10/2024	19:44	66.7		68.2	60.6
14/10/2024	19:49	65.0		70.0	60.3
14/10/2024	19:54	66.7		68.7	59.8
14/10/2024	19:59	63.5		68.7	58.4
14/10/2024	20:04	63.7	64.8	70.0	58.9
14/10/2024	20:09	64.6		69.6	60.1
14/10/2024	20:14	64.8		69.8	57.8
14/10/2024	20:19	62.8		68.5	58.3
14/10/2024	20:24	65.8		68.7	59.6
14/10/2024	20:29	66.0		69.8	59.2
14/10/2024	20:34	64.7	64.3	69.5	59.2
14/10/2024	20:39	66.2		68.3	59.8
14/10/2024	20:44	62.9		67.8	58.1
14/10/2024	20:49	63.5		66.9	57.2
14/10/2024	20:54	63.7		66.9	59.7
14/10/2024	20:59	64.0		67.5	58.4
14/10/2024	21:04	64.3	64.9	66.9	57.8
14/10/2024	21:09	65.3		69.7	60.2
14/10/2024	21:14	64.6		66.4	59.0
14/10/2024	21:19	64.6		67.8	60.6
14/10/2024	21:24	65.6		68.4	60.5
14/10/2024	21:29	64.8		68.3	59.6
14/10/2024	21:34	64.1	65.0	67.1	59.2
14/10/2024	21:39	66.1		67.1	58.3
14/10/2024	21:44	63.5		66.9	59.9
14/10/2024	21:49	64.0		68.7	58.5
14/10/2024	21:54	65.2		67.8	57.9
14/10/2024	21:59	66.3		69.0	58.5
14/10/2024	22:04	63.2	64.5	66.5	57.4
14/10/2024	22:09	64.1		67.0	58.4
14/10/2024	22:14	63.7		69.1	58.3
14/10/2024	22:19	64.8		67.9	57.3
14/10/2024	22:24	65.3		68.4	58.6
14/10/2024	22:29	65.4		69.2	57.8
14/10/2024	22:34	63.0	63.5	66.8	58.1
14/10/2024	22:39	63.6		67.5	57.5
14/10/2024	22:44	64.3		69.0	59.1
14/10/2024	22:49	64.2		67.5	56.9
14/10/2024	22:54	62.6		68.0	56.3
14/10/2024	22:59	63.2		67.6	56.4
		Mean	65.0		
		Maximum	66.8		
		Minimum	63.5		

Date	Start Time	Leq (5mins)	Leq (30mins)	L10 (5mins)	L90 (5mins)
15/10/2024	19:04	66.5	67.1	69.2	61.0
15/10/2024	19:09	67.0		69.8	60.5
15/10/2024	19:14	66.4		68.9	59.5
15/10/2024	19:19	66.9		69.2	60.5
15/10/2024	19:24	67.9		70.8	61.7
15/10/2024	19:29	67.8		71.3	61.3
15/10/2024	19:34	66.6	66.2	70.1	59.6
15/10/2024	19:39	66.8		70.5	61.2
15/10/2024	19:44	66.4		69.0	60.5
15/10/2024	19:49	65.2		67.7	61.0
15/10/2024	19:54	66.8		69.3	59.5
15/10/2024	19:59	65.0		69.7	59.5
15/10/2024	20:04	64.2	65.3	69.0	58.7
15/10/2024	20:09	65.8		67.5	59.8
15/10/2024	20:14	65.2		68.7	61.0
15/10/2024	20:19	65.0		70.0	58.0
15/10/2024	20:24	63.9		68.4	59.1
15/10/2024	20:29	66.8		70.1	59.5
15/10/2024	20:34	63.8	64.3	68.6	58.7
15/10/2024	20:39	64.0		69.0	59.7
15/10/2024	20:44	65.2		69.7	61.0
15/10/2024	20:49	65.1		67.4	58.7
15/10/2024	20:54	63.9		67.2	57.2
15/10/2024	20:59	63.2		66.6	59.9
15/10/2024	21:04	64.1	64.9	68.6	58.1
15/10/2024	21:09	64.2		67.2	58.5
15/10/2024	21:14	65.7		68.4	59.5
15/10/2024	21:19	64.9		66.7	58.1
15/10/2024	21:24	65.0		66.9	60.4
15/10/2024	21:29	65.2		68.9	60.3
15/10/2024	21:34	66.2	65.2	67.0	59.9
15/10/2024	21:39	65.1		66.9	58.1
15/10/2024	21:44	65.2		69.2	59.0
15/10/2024	21:49	64.6		68.7	59.2
15/10/2024	21:54	64.6		67.7	59.3
15/10/2024	21:59	65.0		70.2	58.7
15/10/2024	22:04	66.4	64.5	68.6	57.3
15/10/2024	22:09	64.1		68.5	57.3
15/10/2024	22:14	63.6		67.4	58.6
15/10/2024	22:19	63.4		68.6	58.2
15/10/2024	22:24	63.9		66.6	57.5
15/10/2024	22:29	64.7		68.2	58.3
15/10/2024	22:34	64.8	64.2	68.4	57.6
15/10/2024	22:39	63.1		67.8	56.9
15/10/2024	22:44	62.5		66.8	56.7
15/10/2024	22:49	64.8		69.3	58.3
15/10/2024	22:54	64.9		67.1	56.8
15/10/2024	22:59	64.3		68.6	57.3
		Mean	65.2		
		Maximum	67.1		
		Minimum	64.2		

Summary of Noise Monitoring Results during 19:00 - 23:00 at CM10	
	Leq (30mins)
Mean	63.3
Maximum	69.5
Minimum	49.9

Note:
1. The Leq (5mins) values within the time slots that do not have six consecutive Leq (5mins) values are not included in calculation of Leq (30mins).
2. Short periods of data gaps in tables are due to suspension of monitoring during replacement of batteries for the sound level meter.

Station: CM10

Date	Start Time	Leq (5mins)	Leq (30mins)	L10 (5mins)	L90 (5mins)
2/10/2024	23:01	62.7		63.6	55.9
2/10/2024	23:06	61.5		64.3	55.5
2/10/2024	23:11	61.2	61.3	64.8	55.7
2/10/2024	23:16	61.3		64.5	55.8
2/10/2024	23:21	60.9		63.4	56.1
2/10/2024	23:26	59.6		63.3	54.1
2/10/2024	23:31	60.8		64.1	55.5
2/10/2024	23:36	61.9		65.3	55.0
2/10/2024	23:41	64.0	60.9	65.4	55.9
2/10/2024	23:46	61.4		63.9	56.7
2/10/2024	23:51	57.5		61.5	48.7
2/10/2024	23:56	49.7		50.8	48.1
		Mean	61.1		
		Maximum	61.3		
		Minimum	60.9		

Date	Start Time	Leq (5mins)	Leq (30mins)	L10 (5mins)	L90 (5mins)
3/10/2024	0:01	49.8		50.9	48.3
3/10/2024	0:06	49.8		51.0	48.3
3/10/2024	0:11	49.6	49.8	50.9	48.0
3/10/2024	0:16	49.9		51.0	48.3
3/10/2024	0:21	49.9		51.2	48.0
3/10/2024	0:26	50.0		51.2	48.3
3/10/2024	0:31	50.0		51.1	48.5
3/10/2024	0:36	49.6		50.8	48.0
3/10/2024	0:41	50.0	50.2	51.3	48.3
3/10/2024	0:46	50.1		51.2	48.2
3/10/2024	0:51	50.9		51.6	48.6
3/10/2024	0:56	50.4		51.5	48.8
3/10/2024	1:01	50.1		51.3	48.4
3/10/2024	1:06	49.8		51.0	48.1
3/10/2024	1:11	51.4	51.3	52.7	49.1
3/10/2024	1:16	54.0		56.6	50.5
3/10/2024	1:21	51.0		52.3	48.4
3/10/2024	1:26	49.9		51.0	48.2
3/10/2024	1:31	50.1		51.1	48.2
3/10/2024	1:36	50.1		51.3	48.5
3/10/2024	1:41	51.0	50.3	53.8	48.6
3/10/2024	1:46	50.0		51.0	48.2
3/10/2024	1:51	50.5		51.6	48.4
3/10/2024	1:56	50.1		51.3	48.5
3/10/2024	2:01	50.2		51.3	48.5
3/10/2024	2:06	50.0		51.1	48.4
3/10/2024	2:11	51.1	50.5	52.2	49.6
3/10/2024	2:16	50.6		51.8	48.9
3/10/2024	2:21	50.5		51.7	48.9
3/10/2024	2:26	50.4		51.6	48.8
3/10/2024	2:31	49.9		51.1	48.3
3/10/2024	2:36	51.6		52.1	48.4
3/10/2024	2:41	50.1	50.3	51.4	48.3
3/10/2024	2:46	50.0		51.2	48.3
3/10/2024	2:51	50.0		51.3	48.0
3/10/2024	2:56	50.0		51.3	48.3
3/10/2024	3:01	50.1		51.2	48.5
3/10/2024	3:06	50.3		51.4	48.2
3/10/2024	3:11	51.2	50.4	53.1	48.9
3/10/2024	3:16	50.5		51.8	48.8
3/10/2024	3:21	50.1		51.2	48.4
3/10/2024	3:26	50.3		51.6	48.5
3/10/2024	3:31	50.0		51.2	48.4
3/10/2024	3:36	49.7		51.0	47.9
3/10/2024	3:41	50.3	49.8	51.1	48.0
3/10/2024	3:46	49.5		50.8	47.7
3/10/2024	3:51	49.6		50.9	47.6
3/10/2024	3:56	49.7		50.9	48.1
3/10/2024	4:01	49.9		51.2	48.2
3/10/2024	4:06	49.6		50.8	47.8
3/10/2024	4:11	49.7	49.6	50.9	47.9
3/10/2024	4:16	49.5		50.9	47.8
3/10/2024	4:21	49.5		50.9	47.7
3/10/2024	4:26	49.6		50.8	47.9
3/10/2024	4:31	49.4		50.8	47.5
3/10/2024	4:36	49.5		50.7	47.6
3/10/2024	4:41	49.6	49.6	50.9	47.9
3/10/2024	4:46	49.7		50.9	48.1
3/10/2024	4:51	49.6		50.7	48.0
3/10/2024	4:56	49.7		50.9	48.1
3/10/2024	5:01	49.6		50.8	48.0
3/10/2024	5:06	49.6		50.7	48.0
3/10/2024	5:11	49.7	49.6	50.8	48.2
3/10/2024	5:16	49.7		50.9	48.3
3/10/2024	5:21	49.5		50.6	47.9
3/10/2024	5:26	49.6		50.6	48.0
3/10/2024	5:31	49.7		50.9	48.1
3/10/2024	5:36	49.8		51.0	48.1
3/10/2024	5:41	49.9	49.8	51.0	48.3
3/10/2024	5:46	49.9		51.1	48.4
3/10/2024	5:51	49.8		51.0	48.2
3/10/2024	5:56	49.7		50.8	48.1
3/10/2024	6:01	49.8		50.9	48.2
3/10/2024	6:06	49.9		51.0	48.3
3/10/2024	6:11	49.8	50.0	50.9	48.4
3/10/2024	6:16	49.9		51.0	48.3
3/10/2024	6:21	50.0		51.1	48.5
3/10/2024	6:26	50.4		51.5	48.8
3/10/2024	6:31	50.6		52.1	48.9
3/10/2024	6:36	50.5		51.8	49.0
3/10/2024	6:41	50.1	50.3	51.3	48.6
3/10/2024	6:46	50.7		51.9	48.9
3/10/2024	6:51	50.3		51.3	48.9
3/10/2024	6:56	49.7		50.9	48.1

Date	Start Time	Leq (5mins)	Leq (30mins)	L10 (5mins)	L90 (5mins)
4/10/2024	0:04	51.0		51.8	48.0
4/10/2024	0:09	52.1		52.3	48.3
4/10/2024	0:14	48.2	51.2	52.2	48.2
4/10/2024	0:19	55.0		52.6	48.6
4/10/2024	0:24	48.4		52.5	48.8
4/10/2024	0:29	47.6		52.3	48.4
4/10/2024	0:34	49.1		52.0	48.1
4/10/2024	0:39	50.7		53.7	49.1
4/10/2024	0:44	48.6	56.3	57.6	50.5
4/10/2024	0:49	48.2		53.3	48.4
4/10/2024	0:54	63.0		52.0	48.2
4/10/2024	0:59	53.7		52.1	48.2
4/10/2024	1:04	50.5		52.3	48.5
4/10/2024	1:09	50.3		54.8	48.6
4/10/2024	1:14	47.8	48.9	52.0	48.2
4/10/2024	1:19	48.2		52.6	48.4
4/10/2024	1:24	47.8		52.3	48.5
4/10/2024	1:29	47.8		52.3	48.5
4/10/2024	1:34	49.8		52.1	48.4
4/10/2024	1:39	49.8		53.2	49.6
4/10/2024	1:44	48.8	50.2	52.8	48.9
4/10/2024	1:49	50.2		52.7	48.9
4/10/2024	1:54	51.4		52.6	48.8
4/10/2024	1:59	50.6		52.1	48.3
4/10/2024	2:04	49.0		52.6	48.4
4/10/2024	2:09	47.7		52.4	48.3
4/10/2024	2:14	47.8	48.0	52.2	48.3
4/10/2024	2:19	47.6		52.3	48.0
4/10/2024	2:24	47.7		52.3	48.3
4/10/2024	2:29	48.3		52.2	48.5
4/10/2024	2:34	48.0		52.4	48.2
4/10/2024	2:39	50.3		54.1	48.9
4/10/2024	2:44	48.2	48.6	52.8	48.8
4/10/2024	2:49	47.4		52.2	48.4
4/10/2024	2:54	48.1		52.6	48.5
4/10/2024	2:59	48.8		52.2	48.4
4/10/2024	3:04	51.3		52.0	47.9
4/10/2024	3:09	50.7		52.1	48.0
4/10/2024	3:14	51.7	53.4	51.8	47.7
4/10/2024	3:19	54.6		51.9	47.6
4/10/2024	3:24	55.1		51.9	48.1
4/10/2024	3:29	54.7		52.2	48.2
4/10/2024	3:34	57.4		51.8	47.8
4/10/2024	3:39	55.9		51.9	47.9
4/10/2024	3:44	49.7	53.7	51.9	47.8
4/10/2024	3:49	49.4		51.9	47.7
4/10/2024	3:54	53.3		51.8	47.9
4/10/2024	3:59	48.2		51.8	47.5
4/10/2024	4:04	53.8		51.7	47.6
4/10/2024	4:09	48.9		51.9	47.9
4/10/2024	4:14	49.2	50.1	51.9	48.1
4/10/2024	4:19	49.3		51.7	48.0
4/10/2024	4:24	48.6		51.9	48.1
4/10/2024	4:29	47.7		51.8	48.0
4/10/2024	4:34	47.1		51.7	48.0
4/10/2024	4:39	48.2		51.8	48.2
4/10/2024	4:44	50.0	48.6	51.9	48.3
4/10/2024	4:49	49.3		51.6	47.9
4/10/2024	4:54	48.1		51.6	48.0
4/10/2024	4:59	48.1		51.9	48.1
4/10/2024	5:04	46.2		52.0	48.1
4/10/2024	5:09	51.2		52.0	48.3
4/10/2024	5:14	46.6	47.7	52.1	48.4
4/10/2024	5:19	47.1		52.0	48.2
4/10/2024	5:24	46.2		51.8	48.1
4/10/2024	5:29	46.3		51.9	48.2
4/10/2024	5:34	49.4		52.0	48.3
4/10/2024	5:39	46.4		51.9	48.4
4/10/2024	5:44	46.5	47.9	52.0	48.3
4/10/2024	5:49	47.4		52.1	48.5
4/10/2024	5:54	46.5		52.5	48.8
4/10/2024	5:59	49.6		53.1	48.9
4/10/2024	6:04	51.1		52.8	49.0
4/10/2024	6:09	53.0		52.3	48.6
4/10/2024	6:14	50.7	53.0	52.9	48.9
4/10/2024	6:19	50.3		52.3	48.9
4/10/2024	6:24	57.4		51.9	48.1
4/10/2024	6:29	49.5		52.1	48.6
4/10/2024	6:34	51.1		52.5	48.8
4/10/2024	6:39	52.1		52.4	48.6
4/10/2024	6:44	53.2	51.1	52.0	48.6
4/10/2024	6:49	48.5		51.9	48.3
4/10/2024	6:54	48.5		51.8	48.2
4/10/2024	6:59	51.3		51.8	48.1

3/10/2024	23:01	61.2		65.4	54.1
3/10/2024	23:06	61.9		64.4	55.0
3/10/2024	23:11	60.6	58.9	64.1	55.7
3/10/2024	23:16	56.6		61.4	48.7
3/10/2024	23:21	49.7		51.8	48.1
3/10/2024	23:26	49.8		51.9	48.3
3/10/2024	23:31	49.8		52.0	48.3
3/10/2024	23:36	49.6		51.9	48.0
3/10/2024	23:41	49.9	49.9	52.0	48.3
3/10/2024	23:46	49.9		52.2	48.0
3/10/2024	23:51	50.0		52.2	48.3
3/10/2024	23:56	50.0		52.1	48.5
		Mean	50.6		
		Maximum	58.9		
		Minimum	49.6		

4/10/2024	23:01	49.9		52.0	48.3
4/10/2024	23:06	49.9		52.2	48.0
4/10/2024	23:11	50.0	49.9	52.2	48.3
4/10/2024	23:16	50.0		52.1	48.5
4/10/2024	23:21	49.6		51.8	48.0
4/10/2024	23:26	50.0		52.3	48.3
4/10/2024	23:31	50.1		52.2	48.2
4/10/2024	23:36	50.9		52.6	48.6
4/10/2024	23:41	50.4	50.5	52.5	48.8
4/10/2024	23:46	50.1		52.3	48.4
4/10/2024	23:51	49.8		52.0	48.1
4/10/2024	23:56	51.4		53.7	49.1
		Mean	50.6		
		Maximum	56.3		
		Minimum	47.7		

Station: CM10

Date	Start Time	Leq (5mins)	Leq (30mins)	L10 (5mins)	L90 (5mins)
5/10/2024	0:01	54.0		57.6	50.5
5/10/2024	0:06	51.0		53.3	48.4
5/10/2024	0:11	49.9	51.3	52.0	48.2
5/10/2024	0:16	50.1		52.1	48.2
5/10/2024	0:21	50.1		52.3	48.5
5/10/2024	0:26	51.0		54.8	48.6
5/10/2024	0:31	50.0		52.0	48.2
5/10/2024	0:36	50.5		52.6	48.4
5/10/2024	0:41	50.1	50.3	52.3	48.5
5/10/2024	0:46	50.2		52.3	48.5
5/10/2024	0:51	50.0		52.1	48.4
5/10/2024	0:56	51.1		53.2	49.6
5/10/2024	1:01	50.6		52.8	48.9
5/10/2024	1:06	50.5		52.7	48.9
5/10/2024	1:11	50.4	50.7	52.6	48.8
5/10/2024	1:16	49.9		52.1	48.3
5/10/2024	1:21	52.1		52.6	48.4
5/10/2024	1:26	50.1		52.4	48.3
5/10/2024	1:31	50.0		52.2	48.3
5/10/2024	1:36	50.0		52.3	48.0
5/10/2024	1:41	50.0	50.3	52.3	48.3
5/10/2024	1:46	50.1		52.2	48.5
5/10/2024	1:51	50.3		52.4	48.2
5/10/2024	1:56	51.2		54.1	48.9
5/10/2024	2:01	50.5		52.8	48.8
5/10/2024	2:06	50.1		52.2	48.4
5/10/2024	2:11	50.3	50.1	52.6	48.5
5/10/2024	2:16	50.0		52.2	48.4
5/10/2024	2:21	49.7		52.0	47.9
5/10/2024	2:26	50.3		52.1	48.0
5/10/2024	2:31	49.5		51.8	47.7
5/10/2024	2:36	49.6		51.9	47.6
5/10/2024	2:41	49.7	49.7	51.9	48.1
5/10/2024	2:46	49.9		52.2	48.2
5/10/2024	2:51	49.6		51.8	47.8
5/10/2024	2:56	49.7		51.9	47.9
5/10/2024	3:01	49.5		51.9	47.8
5/10/2024	3:06	49.5		51.9	47.7
5/10/2024	3:11	49.6	49.5	51.8	47.9
5/10/2024	3:16	49.4		51.8	47.5
5/10/2024	3:21	49.5		51.7	47.6
5/10/2024	3:26	49.6		51.9	47.9
5/10/2024	3:31	49.7		51.9	48.1
5/10/2024	3:36	49.6		51.7	48.0
5/10/2024	3:41	49.7	49.6	51.9	48.1
5/10/2024	3:46	49.6		51.8	48.0
5/10/2024	3:51	49.6		51.7	48.0
5/10/2024	3:56	49.7		51.8	48.2
5/10/2024	4:01	49.7		51.9	48.3
5/10/2024	4:06	49.5		51.6	47.9
5/10/2024	4:11	49.6	49.7	51.6	48.0
5/10/2024	4:16	49.7		51.9	48.1
5/10/2024	4:21	49.8		52.0	48.1
5/10/2024	4:26	49.9		52.0	48.3
5/10/2024	4:31	49.9		52.1	48.4
5/10/2024	4:36	49.8		52.0	48.2
5/10/2024	4:41	49.7	49.8	51.8	48.1
5/10/2024	4:46	49.8		51.9	48.2
5/10/2024	4:51	49.9		52.0	48.3
5/10/2024	4:56	49.8		51.9	48.4
5/10/2024	5:01	49.9		52.0	48.3
5/10/2024	5:06	50.0		52.1	48.5
5/10/2024	5:11	50.4	50.3	52.5	48.8
5/10/2024	5:16	50.6		53.1	48.9
5/10/2024	5:21	50.5		52.8	49.0
5/10/2024	5:26	50.1		52.3	48.6
5/10/2024	5:31	50.7		52.9	48.9
5/10/2024	5:36	50.3		52.3	48.9
5/10/2024	5:41	49.7	50.2	51.9	48.1
5/10/2024	5:46	50.0		52.1	48.6
5/10/2024	5:51	50.4		52.5	48.8
5/10/2024	5:56	50.2		52.4	48.6
5/10/2024	6:01	49.9		52.0	48.6
5/10/2024	6:06	49.9		51.9	48.3
5/10/2024	6:11	49.8	49.8	51.8	48.2
5/10/2024	6:16	49.7		51.8	48.1
5/10/2024	6:21	49.9		52.1	48.4
5/10/2024	6:26	49.8		52.0	48.3
5/10/2024	6:31	49.7		51.9	48.1
5/10/2024	6:36	49.9		52.0	48.3
5/10/2024	6:41	50.0	49.9	52.2	48.4
5/10/2024	6:46	49.8		51.9	48.2
5/10/2024	6:51	50.1		52.2	48.6
5/10/2024	6:56	49.9		52.1	48.2

Date	Start Time	Leq (5mins)	Leq (30mins)	L10 (5mins)	L90 (5mins)
6/10/2024	0:01	50.5		52.6	48.4
6/10/2024	0:06	50.1		52.3	48.5
6/10/2024	0:11	50.2	50.4	52.3	48.5
6/10/2024	0:16	50.0		52.1	48.4
6/10/2024	0:21	51.1		53.2	49.6
6/10/2024	0:26	50.6		52.8	48.9
6/10/2024	0:31	50.5		52.7	48.9
6/10/2024	0:36	50.4		52.6	48.8
6/10/2024	0:41	49.9	50.6	52.1	48.3
6/10/2024	0:46	52.1		52.6	48.4
6/10/2024	0:51	50.1		52.4	48.3
6/10/2024	0:56	50.0		52.2	48.3
6/10/2024	1:01	50.0		52.3	48.0
6/10/2024	1:06	50.0		52.3	48.3
6/10/2024	1:11	50.1	50.4	52.2	48.5
6/10/2024	1:16	50.3		52.4	48.2
6/10/2024	1:21	51.2		54.1	48.9
6/10/2024	1:26	50.5		52.8	48.8
6/10/2024	1:31	50.1		52.2	48.4
6/10/2024	1:36	50.3		52.6	48.5
6/10/2024	1:41	50.0	50.0	52.2	48.4
6/10/2024	1:46	49.7		52.0	47.9
6/10/2024	1:51	50.3		52.1	48.0
6/10/2024	1:56	49.5		51.8	47.7
6/10/2024	2:01	49.6		51.9	47.6
6/10/2024	2:06	49.7		51.9	48.1
6/10/2024	2:11	49.9	49.7	52.2	48.2
6/10/2024	2:16	49.6		51.8	47.8
6/10/2024	2:21	49.7		51.9	47.9
6/10/2024	2:26	49.5		51.9	47.8
6/10/2024	2:31	49.5		51.9	47.7
6/10/2024	2:36	49.6		51.8	47.9
6/10/2024	2:41	49.4	49.6	51.8	47.5
6/10/2024	2:46	49.5		51.7	47.6
6/10/2024	2:51	49.6		51.9	47.9
6/10/2024	2:56	49.7		51.9	48.1
6/10/2024	3:01	49.6		51.7	48.0
6/10/2024	3:06	49.7		51.9	48.1
6/10/2024	3:11	49.6	49.6	51.8	48.0
6/10/2024	3:16	49.6		51.7	48.0
6/10/2024	3:21	49.7		51.8	48.2
6/10/2024	3:26	49.7		51.9	48.3
6/10/2024	3:31	49.5		51.6	47.9
6/10/2024	3:36	49.6		51.6	48.0
6/10/2024	3:41	49.7	49.8	51.9	48.1
6/10/2024	3:46	49.8		52.0	48.1
6/10/2024	3:51	49.9		52.0	48.3
6/10/2024	3:56	49.9		52.1	48.4
6/10/2024	4:01	49.8		52.0	48.2
6/10/2024	4:06	49.7		51.8	48.1
6/10/2024	4:11	49.8	49.8	51.9	48.2
6/10/2024	4:16	49.9		52.0	48.3
6/10/2024	4:21	49.8		51.9	48.4
6/10/2024	4:26	49.9		52.0	48.3
6/10/2024	4:31	50.0		52.1	48.5
6/10/2024	4:36	50.4		52.5	48.8
6/10/2024	4:41	50.6	50.4	53.1	48.9
6/10/2024	4:46	50.5		52.8	49.0
6/10/2024	4:51	50.1		52.3	48.6
6/10/2024	4:56	50.7		52.9	48.9
6/10/2024	5:01	50.3		52.3	48.9
6/10/2024	5:06	49.7		51.9	48.1
6/10/2024	5:11	50.0	50.1	52.1	48.6
6/10/2024	5:16	50.4		52.5	48.8
6/10/2024	5:21	50.2		52.4	48.6
6/10/2024	5:26	49.9		52.0	48.6
6/10/2024	5:31	49.9		51.9	48.3
6/10/2024	5:36	49.8		51.8	48.2
6/10/2024	5:41	49.7	49.8	51.8	48.1
6/10/2024	5:46	49.9		52.1	48.4
6/10/2024	5:51	49.8		52.0	48.3
6/10/2024	5:56	49.7		51.9	48.1
6/10/2024	6:01	49.9		52.0	48.3
6/10/2024	6:06	50.0		52.2	48.4
6/10/2024	6:11	49.8	49.9	51.9	48.2
6/10/2024	6:16	50.1		52.2	48.6
6/10/2024	6:21	49.9		52.1	48.2
6/10/2024	6:26	49.6		51.9	48.0
6/10/2024	6:31	50.0		52.1	48.2
6/10/2024	6:36	49.8		52.0	48.2
6/10/2024	6:41	49.7	50.0	51.8	48.1
6/10/2024	6:46	50.5		52.8	48.6
6/10/2024	6:51	50.1		52.2	48.4
6/10/2024	6:56	49.7		52.0	48.0

Date	Start Time	Leq (5mins)	Leq (30mins)	L10 (5mins)	L90 (5mins)
7/10/2024	0:01	51.7		53.6	49.7
7/10/2024	0:06	51.4		54.6	49.2
7/10/2024	0:11	51.3	51.9	53.5	50.2
7/10/2024	0:16	51.7		53.3	49.9
7/10/2024	0:21	51.9		54.8	50.0
7/10/2024	0:26	53.3		56.3	50.4
7/10/2024	0:31	52.4		54.5	50.2
7/10/2024	0:36	53.0		54.8	49.2
7/10/2024	0:41	52.5	52.4	55.6	49.6
7/10/2024	0:46	52.4		54.0	49.6
7/10/2024	0:51	51.0		55.1	49.9
7/10/2024	0:56	52.9		53.1	49.7
7/10/2024	1:01	52.5		53.9	48.6
7/10/2024	1:06	51.3		53.9	48.4
7/10/2024	1:11	52.9	51.9	54.4	48.8
7/10/2024	1:16	51.1		53.6	50.2
7/10/2024	1:21	51.3		54.6	49.4
7/10/2024	1:26	51.9		55.0	48.9
7/10/2024	1:31	51.3		54.2	49.7
7/10/2024	1:36	50.5		54.5	49.3
7/10/2024	1:41	51.8	51.5	54.3	49.5
7/10/2024	1:46	51.7		53.3	48.8
7/10/2024	1:51	51.1		55.0	49.5
7/10/2024	1:56	52.3		54.6	49.0
7/10/2024	2:01	50.6		52.9	49.5
7/10/2024	2:06	51.0		53.7	49.1
7/10/2024	2:11	51.5	51.2	52.7	49.1
7/10/2024	2:16	51.2		54.7	49.3
7/10/2024	2:21	50.6		53.2	49.1
7/10/2024	2:26	52.3		54.6	49.2
7/10/2024	2:31	51.3		53.0	49.0
7/10/2024	2:36	51.2		54.9	49.5
7/10/2024	2:41	52.2	51.7	53.2	49.4
7/10/2024	2:46	52.7		53.6	49.9
7/10/2024	2:51	51.4		55.1	50.1
7/10/2024	2:56	51.0		53.7	50.0
7/10/2024	3:01	51.1		53.9	49.8
7/10/2024	3:06	52.2		53.1	49.6
7/10/2024	3:11	52.4	51.7	53.5	50.2
7/10/2024	3:16	51.4		55.0	50.0
7/10/2024	3:21	51.8		54.5	49.8
7/10/2024	3:26	51.2		53.0	49.6
7/10/2024	3:31	52.5		54.0	49.6
7/10/2024	3:36	51.2		53.5	49.6
7/10/2024	3:41	52.9	52.2	55.1	50.3
7/10/2024	3:46	52.0		55.1	49.9
7/10/2024	3:51	53.0		55.8	49.9
7/10/2024	3:56	51.0		55.5	50.2
7/10/2024	4:01	52.5		53.9	50.9
7/10/2024	4:06	53.3		55.2	50.2
7/10/2024	4:11	52.3	52.2	52.8	49.6
7/10/2024	4:16	51.8		53.1	49.5
7/10/2024	4:21	51.5		55.3	50.8
7/10/2024	4:26	51.3		53.6	50.5
7/10/2024	4:31	52.2		54.4	49.8
7/10/2024	4:36	51.4		54.4	49.1
7/10/2024	4:41	51.0	52.0	53.0	49.8
7/10/2024	4:46	52.7		53.1	50.2
7/10/2024	4:51	52.9		54.3	49.3
7/10/2024	4:56	51.6		53.9	49.5
7/10/2024	5:01	52.2		54.5	50.1
7/10/2024	5:06	50.8		53.9	49.0
7/10/2024	5:11	51.6	51.8	54.3	49.4
7/10/2024	5:16	52.2		54.9	49.0
7/10/2024	5:21	51.8		55.3	50.6
7/10/2024	5:26	52.2		53.0	49.3
7/10/2024	5:31	52.6		53.0	49.5
7/10/2024	5:36	53.0		53.6	49.1
7/10/2024	5:41	52.5	52.5	53.6	49.8
7/10/2024	5:46	50.9		53.0	49.0
7/10/2024	5:51	53.6		55.2	49.5
7/10/2024	5:56	52.0		53.9	49.7
7/10/2024	6:01	52.4		55.0	50.0
7/10/2024	6:06	51.5		52.9	49.3
7/10/2024	6:11	51.7	51.7	52.7	48.8
7/10/2024	6:16	51.7		54.9	49.9
7/10/2024	6:21	51.9		52.9	48.8
7/10/2024	6:26	51.1		55.5	49.8
7/10/2024	6:31	53.8		54.4	49.7
7/10/2024	6:36	52.4		55.4	49.6
7/10/2024	6:41	51.7	53.1	53.1	50.3
7/10/2024	6:46	52.6		55.6	50.6
7/10/2024	6:51	53.2		55.1	51.6
7/10/2024	6:56	54.3		57.5	51.7

5/10/2024	23:01	50.9		52.6	48.6
5/10/2024	23:06	50.4		52.5	48.8
5/10/2024	23:11	50.1	51.3	52.3	48.4
5/10/2024	23:16	49.8		52.0	48.1
5/10/2024	23:21	51.4		53.7	49.1
5/10/2024	23:26	54.0		57.6	50.5
5/10/2024	23:31	51.0		53.3	48.4
5/10/2024	23:36	49.9		52.0	48.2
5/10/2024	23:41	50.1	50.4	52.1	48.2
5/10/2024	23:46	50.1		52.3	48.5
5/10/2024	23:51	51.0		54.8	48.6
5/10/2024	23:56	50.0		52.0	48.2
		Mean	50.2		
		Maximum	51.3		
		Minimum	49.5		

6/10/2024	23:01	51.5		54.4	49.4
6/10/2024	23:06	51.5		55.4	49.6
6/10/2024	23:11	52.4	52.2	53.5	50.0
6/10/2024	23:16	52.2		54.3	50.5
6/10/2024	23:21	51.3		53.2	49.8
6/10/2024	23:26	53.7		54.8	50.6
6/10/2024	23:31	53.8		54.6	49.8
6/10/2024	23:36	53.0		53.9	50.6
6/10/2024	23:41	53.4	53.4	54.1	49.9
6/10/2024	23:46	51.5		53.3	49.3
6/10/2024	23:51	54.5		55.0	50.3
6/10/2024	23:56	53.4		54.2	50.2
		Mean	50.3		
		Maximum	53.4		
		Minimum	49.6		

7/10/2024	23:01	54.3		57.8	49.8
7/10/2024	23:06	52.7		54.2	50.1
7/10/2024	23:11	52.9	52.7	54.0	49.4
7/10/2024	23:16	52.2		54.7	49.7
7/10/2024	23:21	51.5		53.7	50.0
7/10/2024	23:26	51.8		53.5	50.2
7/10/2024	23:31	54.3		54.8	51.5
7/10/2024	23:36	53.2		55.0	50.4
7/10/2024	23:41	52.3	52.9	54.8	50.2
7/10/2024	23:46	52.9		53.5	49.5
7/10/2024	23:51	51.5		52.9	49.7
7/10/2024	23:56	52.8		54.8	49.2
		Mean	52.1		
		Maximum	53.1		
		Minimum	51.2		

Station: CM10

Date	Start Time	Leq (5mins)	Leq (30mins)	L10 (5mins)	L90 (5mins)
8/10/2024	0:01	51.8	52.2	53.7	49.5
8/10/2024	0:06	51.0		55.5	49.2
8/10/2024	0:11	53.3		53.7	48.7
8/10/2024	0:16	53.2		53.3	48.9
8/10/2024	0:21	51.5		52.9	50.5
8/10/2024	0:26	51.8		53.5	50.1
8/10/2024	0:31	52.6	52.6	55.8	50.0
8/10/2024	0:36	52.9		54.2	50.7
8/10/2024	0:41	52.3		53.5	49.2
8/10/2024	0:46	53.5		54.4	50.3
8/10/2024	0:51	52.3		53.0	49.6
8/10/2024	0:56	51.9		54.8	48.6
8/10/2024	1:01	53.5	51.5	54.4	49.2
8/10/2024	1:06	50.4		53.4	48.6
8/10/2024	1:11	51.2		54.3	48.5
8/10/2024	1:16	51.3		54.6	48.8
8/10/2024	1:21	50.9		55.1	48.8
8/10/2024	1:26	50.8		53.2	48.7
8/10/2024	1:31	51.3	51.6	53.4	48.8
8/10/2024	1:36	51.5		53.7	48.8
8/10/2024	1:41	52.0		52.8	49.4
8/10/2024	1:46	51.2		55.1	48.9
8/10/2024	1:51	52.6		53.3	49.3
8/10/2024	1:56	50.7		54.1	48.2
8/10/2024	2:01	52.6	51.9	52.7	49.9
8/10/2024	2:06	50.6		55.0	49.2
8/10/2024	2:11	51.1		54.9	49.7
8/10/2024	2:16	53.0		54.1	50.1
8/10/2024	2:21	51.4		54.4	49.8
8/10/2024	2:26	52.0		53.7	49.7
8/10/2024	2:31	52.0	52.2	53.9	50.0
8/10/2024	2:36	52.3		54.3	50.3
8/10/2024	2:41	51.9		52.8	49.9
8/10/2024	2:46	52.6		53.3	49.0
8/10/2024	2:51	52.0		54.1	48.8
8/10/2024	2:56	52.1		54.1	49.7
8/10/2024	3:01	51.7	51.9	53.3	50.1
8/10/2024	3:06	51.7		54.8	49.1
8/10/2024	3:11	51.1		55.2	49.5
8/10/2024	3:16	52.6		54.6	49.3
8/10/2024	3:21	52.3		54.1	50.2
8/10/2024	3:26	52.1		54.4	50.4
8/10/2024	3:31	50.8	52.5	54.8	49.8
8/10/2024	3:36	50.8		53.2	49.4
8/10/2024	3:41	51.1		54.8	50.5
8/10/2024	3:46	53.7		55.5	50.2
8/10/2024	3:51	53.4		54.2	49.9
8/10/2024	3:56	53.8		55.2	50.0
8/10/2024	4:01	51.6	52.3	54.7	49.3
8/10/2024	4:06	53.3		54.1	49.7
8/10/2024	4:11	52.1		53.9	50.8
8/10/2024	4:16	53.0		53.8	49.9
8/10/2024	4:21	52.2		52.8	49.7
8/10/2024	4:26	51.5		54.4	49.7
8/10/2024	4:31	52.4	51.7	54.6	50.3
8/10/2024	4:36	51.0		53.1	50.2
8/10/2024	4:41	50.9		53.7	49.6
8/10/2024	4:46	52.2		53.3	49.8
8/10/2024	4:51	52.2		54.4	49.8
8/10/2024	4:56	50.9		55.0	50.2
8/10/2024	5:01	51.4	52.2	53.0	48.9
8/10/2024	5:06	52.3		53.1	50.2
8/10/2024	5:11	53.2		54.4	49.5
8/10/2024	5:16	52.6		55.5	49.3
8/10/2024	5:21	51.3		52.9	49.6
8/10/2024	5:26	52.1		53.2	50.1
8/10/2024	5:31	53.0	51.9	54.0	49.0
8/10/2024	5:36	51.2		54.1	49.8
8/10/2024	5:41	51.5		53.7	49.3
8/10/2024	5:46	51.0		54.9	49.8
8/10/2024	5:51	50.8		53.4	49.2
8/10/2024	5:56	53.3		53.8	49.5
8/10/2024	6:01	51.3	51.6	55.1	49.1
8/10/2024	6:06	50.6		54.7	49.7
8/10/2024	6:11	51.3		53.3	49.5
8/10/2024	6:16	53.1		53.5	49.5
8/10/2024	6:21	51.2		54.0	49.3
8/10/2024	6:26	51.5		54.0	49.6
8/10/2024	6:31	51.8	52.8	54.6	50.2
8/10/2024	6:36	52.8		54.0	50.9
8/10/2024	6:41	52.5		53.6	49.3
8/10/2024	6:46	52.8		53.6	49.7
8/10/2024	6:51	51.7		53.6	50.1
8/10/2024	6:56	54.4		55.4	50.9
8/10/2024	23:04	52.5	52.3	53.9	50.0
8/10/2024	23:09	51.0		55.0	50.0
8/10/2024	23:14	52.3		57.3	49.2
8/10/2024	23:19	52.0		53.6	49.4
8/10/2024	23:24	53.7		54.4	50.5
8/10/2024	23:29	51.8		54.2	49.8
8/10/2024	23:34	52.2	53.0	54.2	50.0
8/10/2024	23:39	52.6		54.4	49.5
8/10/2024	23:44	53.4		56.2	51.5
8/10/2024	23:49	52.9		55.0	50.8
8/10/2024	23:54	53.8		54.6	50.7
8/10/2024	23:59	53.0		54.4	50.8
		Mean	52.1		
		Maximum	53.0		
		Minimum	51.5		

Date	Start Time	Leq (5mins)	Leq (30mins)	L10 (5mins)	L90 (5mins)
9/10/2024	0:04	50.8	52.3	54.2	49.1
9/10/2024	0:09	53.8		54.6	50.1
9/10/2024	0:14	51.2		53.4	49.9
9/10/2024	0:19	52.1		55.0	50.0
9/10/2024	0:24	53.3		54.7	48.9
9/10/2024	0:29	51.9		53.1	49.3
9/10/2024	0:34	51.4	52.9	54.5	49.1
9/10/2024	0:39	53.1		53.1	49.7
9/10/2024	0:44	53.0		55.3	50.4
9/10/2024	0:49	53.6		55.5	49.4
9/10/2024	0:54	52.7		53.4	50.0
9/10/2024	0:59	53.3		54.0	49.2
9/10/2024	1:04	53.0	52.0	54.2	49.6
9/10/2024	1:09	52.8		53.0	48.9
9/10/2024	1:14	51.4		53.1	48.7
9/10/2024	1:19	50.7		55.0	48.5
9/10/2024	1:24	50.9		54.0	48.5
9/10/2024	1:29	52.7		52.8	49.8
9/10/2024	1:34	51.0	51.3	55.4	48.9
9/10/2024	1:39	52.6		53.9	49.5
9/10/2024	1:44	50.8		53.7	49.3
9/10/2024	1:49	51.4		53.2	49.4
9/10/2024	1:54	50.5		55.2	49.2
9/10/2024	1:59	51.0		52.6	48.8
9/10/2024	2:04	51.4	51.6	54.2	48.1
9/10/2024	2:09	52.6		52.8	48.3
9/10/2024	2:14	51.4		53.8	50.0
9/10/2024	2:19	51.7		54.5	50.2
9/10/2024	2:24	50.8		54.7	49.0
9/10/2024	2:29	51.2		54.1	49.4
9/10/2024	2:34	51.7	51.7	52.8	49.7
9/10/2024	2:39	51.2		53.6	49.6
9/10/2024	2:44	51.4		54.7	48.9
9/10/2024	2:49	52.2		53.3	49.6
9/10/2024	2:54	51.4		54.4	49.2
9/10/2024	2:59	52.5		53.8	49.7
9/10/2024	3:04	51.3	51.7	54.3	48.8
9/10/2024	3:09	51.0		54.3	49.0
9/10/2024	3:14	51.7		52.8	49.9
9/10/2024	3:19	53.0		54.6	50.1
9/10/2024	3:24	51.9		55.2	50.3
9/10/2024	3:29	50.6		53.8	48.7
9/10/2024	3:34	51.5	52.2	55.2	50.3
9/10/2024	3:39	53.2		55.0	50.4
9/10/2024	3:44	51.1		53.9	49.3
9/10/2024	3:49	52.5		54.2	50.0
9/10/2024	3:54	51.8		52.8	49.6
9/10/2024	3:59	52.5		55.8	50.2
9/10/2024	4:04	51.6	52.3	55.2	50.5
9/10/2024	4:09	51.6		54.9	49.6
9/10/2024	4:14	51.8		54.7	50.4
9/10/2024	4:19	53.6		55.8	50.0
9/10/2024	4:24	52.7		54.9	50.2
9/10/2024	4:29	52.2		54.7	49.1
9/10/2024	4:34	53.1	52.1	54.3	50.7
9/10/2024	4:39	51.7		55.8	50.1
9/10/2024	4:44	51.5		53.1	50.7
9/10/2024	4:49	52.7		53.6	50.2
9/10/2024	4:54	51.2		53.1	49.9
9/10/2024	4:59	51.8		53.9	48.9
9/10/2024	5:04	51.3	51.5	53.2	49.0
9/10/2024	5:09	50.8		53.9	49.6
9/10/2024	5:14	51.2		53.6	49.3
9/10/2024	5:19	51.7		54.2	49.7
9/10/2024	5:24	51.9		54.9	49.6
9/10/2024	5:29	51.8		53.8	49.8
9/10/2024	5:34	52.1	51.9	53.9	49.7
9/10/2024	5:39	52.4		54.7	49.2
9/10/2024	5:44	51.9		52.8	49.5
9/10/2024	5:49	50.6		54.6	49.3
9/10/2024	5:54	52.7		54.7	50.2
9/10/2024	5:59	51.5		55.3	49.2
9/10/2024	6:04	50.6	51.5	54.5	49.4
9/10/2024	6:09	51.9		53.9	49.2
9/10/2024	6:14	51.4		55.5	49.7
9/10/2024	6:19	51.4		53.3	49.2
9/10/2024	6:24	51.2		53.8	50.0
9/10/2024	6:29	52.2		54.9	49.2
9/10/2024	6:34	52.2	52.3	55.2	49.3
9/10/2024	6:39	51.9		52.8	50.1
9/10/2024	6:44	52.0		52.9	50.2
9/10/2024	6:49	52.6		55.8	49.6
9/10/2024	6:54	52.5		53.4	49.4
9/10/2024	6:59	52.7		53.3	49.1
9/10/2024	23:04	66.2	61.0	69.5	57.3
9/10/2024	23:09	62.5		66.8	58.4
9/10/2024	23:14	60.7		64.1	50.6
9/10/2024	23:19	52.5		54.0	48.9
9/10/2024	23:24	52.0		52.6	49.2
9/10/2024	23:29	51.7		52.9	48.9
9/10/2024	23:34	52.5	51.7	53.7	48.6
9/10/2024	23:39	51.9		53.4	49.9
9/10/2024	23:44	51.9		54.5	49.3
9/10/2024	23:49	51.9		53.0	48.9
9/10/2024	23:54	50.9		54.0	50.1
9/10/2024	23:59	50.9		54.1	49.6
		Mean	52.5		
		Maximum	61.0		
		Minimum	51.3		

Date	Start Time	Leq (5mins)	Leq (30mins)	L10 (5mins)	L90 (5mins)
10/10/2024	0:04	51.3	52.5	53.4	50.3
10/10/2024	0:09	53.4		55.1	50.1
10/10/2024	0:14	54.1		55.2	49.6
10/10/2024	0:19	52.3		54.0	50.8
10/10/2024	0:24	51.4		53.0	50.3
10/10/2024	0:29	51.7		55.1	49.7
10/10/2024	0:34	53.6	53.6	56.6	50.5
10/10/2024	0:39	56.8		58.3	51.3
10/10/2024	0:44	53.8		56.6	50.0
10/10/2024	0:49	52.0		55.0	50.3
10/10/2024	0:54	51.0		53.0	49.0
10/10/2024	0:59	51.9		55.6	50.6
10/10/2024	1:04	54.3	52.6	57.6	49.9
10/10/2024	1:09	51.2		55.2	50.3
10/10/2024	1:14	53.6		54.7	49.1
10/10/2024	1:19	51.9		54.1	50.4
10/10/2024	1:24	51.8		55.4	49.4
10/10/2024	1:29	52.1		54.3	50.3
10/10/2024	1:34	54.1	53.1	55.7	51.2
10/10/2024	1:39	52.6		55.0	50.2
10/10/2024	1:44	53.3		54.1	50.4
10/10/2024	1:49	53.0		55.6	50.4
10/10/2024	1:54	52.9		54.3	50.1
10/10/2024	1:59	52.7		54.6	49.6
10/10/2024	2:04	53.0	52.2	53.6	49.1
10/10/2024	2:09	51.0		53.9	49.7
10/10/2024	2:14	51.7		54.8	49.8
10/10/2024	2:19	53.2		54.1	49.5
10/10/2024	2:24	52.1		54.8	49.6
10/10/2024	2:29	52.0		53.8	50.2
10/10/2024	2:34	53.4	53.0	57.4	50.7
10/10/2024	2:39	53.1		55.7	49.6
10/10/2024	2:44	53.1		54.8	49.2
10/10/2024	2:49	53.6		54.4	49.1
10/10/2024	2:54	53.1		53.7	49.3
10/10/2024	2:59	51.5		54.0	48.9
10/10/2024	3:04	53.4	52.3	54.2	49.0
10/10/2024	3:09	52.0		52.5	49.8
10/10/2024	3:14	51.3		55.2	48.7
10/10/2024	3:19	53.0		56.8	50.1
10/10/2024	3:24	51.0		54.9	49.3
10/10/2024	3:29	52.5		52.8	49.2
10/10/2024	3:34	51.6	51.9	53.7	49.2
10/10/2024	3:39	50.7		52.7	49.3
10/10/2024	3:44	52.8		55.1	49.3
10/10/2024	3:49	51.3		54.3	49.2
10/10/2024	3:54	51.7		53.3	48.9
10/10/2024	3:59	52.6		52.6	49.4
10/10/2024	4:04	51.6	51.5	53.7	48.9
10/10/2024	4:09	52.0		55.2	49.2
10/10/2024	4:14	52.3		54.3	49.6
10/10/2024	4:19	51.1		53.2	49.5
10/10/2024	4:24	50.5		53.8	50.1
10/10/2024	4:29	51.0		53.2	48.8
10/10/2024	4:34	52.2	51.8	54.2	49.9
10/10/2024	4:39	52.2		53.0	49.3
10/10/2024	4:44	52.3		54.6	49.7
10/10/2024	4:49	50.5		53.0	49.9
10/10/2024	4:54	51.6		53.5	49.6
10/10/2024	4:59	51.6		54.9	48.8
10/10/2024	5:04	52.6	52.6	53.7	50.4
10/10/2024	5:09	53.0		55.0	49.3
10/10/2024	5:14	52.9		54.7	49.5
10/10/2024	5:19	53.0		54.4	49.5
10/10/2024	5:24	50.7		53.1	48.8
10/10/2024	5:29	52.9		53.7	49.9
10/10/2024	5:34	53.0	52.5	54.5	50.2
10/10/2024	5:39	52.7		54.6	49.3
10/10/2024	5:44	51.4		53.5	49.9
10/10/2024	5:49	52.4		54.7	50.4
10/10/2024	5:54	51.6		54.2	50.4
10/10/2024	5:59	53.2		54.4	49.7
10/10/2024	6:04	53.2	52.7	53.6	49.8
10/10/2024	6:09	51.8		54.5	49.6
10/10/2024	6:14	53.4		53.7	49.7
10/10/2024	6:19	52.3		55.0	49.3
10/10/2024	6:24	51.7		54.8	49.7
10/10/2024	6:29	53.2		55.8	49.5
10/10/2024	6:34	51.9	51.6	55.5	49.4
10/10/2024	6:39	51.7		55.3	49.5
10/10/2024	6:44	52.5		54.3	49.5
10/10/2024	6:49	50.9		54.5	49.1
10/10/2024	6:54	50.8		53.0	49.7
10/10/2024	6:59	51.5		54.2	50.2
10/10/2024	23:04	64.1	62.2	69.4	56.5
10/10/2024	23:09	65.9		69.7	57.7
10/10/2024	23:14	63.5		67.4	58.3
10/10/2024	23:19	59.6		63.9	50.0
10/10/2024	23:24	52.6		55.0	50.1
10/10/2024	23:29	50.7		54.6	49.9
10/10/2024	23:34	52.6	52.6	54.3	50.1
10/10/2024	23:39	51.9		54.0	48.7
10/10/2024	23:44	53.2		53.6	49.5
10/10/2024	23:49	52.6		54.1	48.8
10/10/2024	23:54	52.8		53.3	49.0
10/10/2024	23:59	52.3		53.5	49.5
		Mean	53.0		
		Maximum	62.2		
		Minimum	51.5		

Station: CM10

Date	Start Time	Leq (5mins)	Leq (30mins)	L10 (5mins)	L90 (5mins)
11/10/2024	0:04	52.1		52.7	49.3
11/10/2024	0:09	51.3		55.4	49.4
11/10/2024	0:14	51.9	52.5	55.0	49.8
11/10/2024	0:19	53.3		53.4	50.3
11/10/2024	0:24	53.5		53.7	50.0
11/10/2024	0:29	52.5		53.0	50.0
11/10/2024	0:34	52.2		55.2	48.7
11/10/2024	0:39	54.1		55.5	50.3
11/10/2024	0:44	55.5	53.2	58.4	51.5
11/10/2024	0:49	51.9		54.9	49.0
11/10/2024	0:54	52.5		52.9	50.2
11/10/2024	0:59	51.6		54.4	48.9
11/10/2024	1:04	52.6		55.0	49.7
11/10/2024	1:09	52.2		56.5	49.8
11/10/2024	1:14	52.1	52.3	54.4	49.0
11/10/2024	1:19	52.1		55.6	49.4
11/10/2024	1:24	52.7		53.4	49.9
11/10/2024	1:29	51.9		54.2	49.3
11/10/2024	1:34	52.5		52.9	49.0
11/10/2024	1:39	52.8		55.5	50.7
11/10/2024	1:44	51.8	52.4	54.1	49.5
11/10/2024	1:49	53.5		53.7	50.5
11/10/2024	1:54	52.0		54.4	50.8
11/10/2024	1:59	51.4		55.3	49.2
11/10/2024	2:04	52.5		55.5	49.8
11/10/2024	2:09	53.2		55.6	50.0
11/10/2024	2:14	52.7	52.8	54.4	50.1
11/10/2024	2:19	52.9		53.1	49.7
11/10/2024	2:24	53.3		55.4	49.4
11/10/2024	2:29	52.3		54.6	50.5
11/10/2024	2:34	52.5		55.2	50.3
11/10/2024	2:39	53.0		56.9	50.7
11/10/2024	2:44	51.6	52.6	54.8	49.8
11/10/2024	2:49	52.1		53.5	49.1
11/10/2024	2:54	52.9		54.7	49.3
11/10/2024	2:59	53.1		54.1	50.5
11/10/2024	3:04	52.4		54.6	49.1
11/10/2024	3:09	52.8		54.3	48.8
11/10/2024	3:14	51.1	52.1	54.8	49.0
11/10/2024	3:19	51.6		53.6	49.0
11/10/2024	3:24	52.6		53.9	49.2
11/10/2024	3:29	51.9		54.6	49.3
11/10/2024	3:34	51.8		54.4	49.9
11/10/2024	3:39	51.1		53.7	48.7
11/10/2024	3:44	51.4	52.0	52.6	49.7
11/10/2024	3:49	52.7		54.0	48.3
11/10/2024	3:54	52.3		52.7	49.7
11/10/2024	3:59	52.2		54.0	49.4
11/10/2024	4:04	52.3		54.1	49.1
11/10/2024	4:09	50.7		53.8	49.0
11/10/2024	4:14	52.9	51.9	55.0	50.1
11/10/2024	4:19	52.5		52.6	49.2
11/10/2024	4:24	51.0		54.7	49.6
11/10/2024	4:29	51.3		55.0	48.7
11/10/2024	4:34	52.3		53.3	50.0
11/10/2024	4:39	51.1		53.9	50.3
11/10/2024	4:44	53.0	52.0	54.3	50.4
11/10/2024	4:49	50.5		53.1	49.6
11/10/2024	4:54	52.1		52.7	49.3
11/10/2024	4:59	52.6		53.4	49.3
11/10/2024	5:04	51.8		52.8	49.8
11/10/2024	5:09	52.8		53.4	49.9
11/10/2024	5:14	51.7	52.0	53.4	49.8
11/10/2024	5:19	52.9		54.0	49.4
11/10/2024	5:24	51.8		53.5	50.1
11/10/2024	5:29	50.7		54.6	50.3
11/10/2024	5:34	51.3		53.8	50.3
11/10/2024	5:39	52.5		54.9	50.5
11/10/2024	5:44	51.3	51.9	52.7	49.4
11/10/2024	5:49	51.6		55.0	50.3
11/10/2024	5:54	51.5		53.3	50.5
11/10/2024	5:59	52.9		55.1	50.7
11/10/2024	6:04	52.5		55.8	50.7
11/10/2024	6:09	52.6		55.6	49.5
11/10/2024	6:14	53.1	52.7	55.7	50.8
11/10/2024	6:19	52.5		54.0	50.3
11/10/2024	6:24	53.0		53.9	48.9
11/10/2024	6:29	52.7		54.8	49.4
11/10/2024	6:34	53.7		55.1	49.8
11/10/2024	6:39	53.4		54.6	49.8
11/10/2024	6:44	51.7	52.3	53.7	50.6
11/10/2024	6:49	50.8		53.9	49.1
11/10/2024	6:54	51.9		54.2	48.8
11/10/2024	6:59	51.4		54.1	48.9
11/10/2024	23:04	62.1		66.3	57.0
11/10/2024	23:09	63.1		69.5	56.9
11/10/2024	23:14	66.3	62.7	68.6	57.4
11/10/2024	23:19	63.1		68.1	58.0
11/10/2024	23:24	59.8		64.7	50.7
11/10/2024	23:29	52.9		54.8	50.0
11/10/2024	23:34	51.3		54.4	49.3
11/10/2024	23:39	51.5		54.1	49.3
11/10/2024	23:44	52.9	51.9	53.8	49.3
11/10/2024	23:49	51.7		54.6	49.0
11/10/2024	23:54	52.4		53.6	49.3
11/10/2024	23:59	51.0		53.5	50.3
		Mean	52.9		
		Maximum	62.7		
		Minimum	51.9		

Date	Start Time	Leq (5mins)	Leq (30mins)	L10 (5mins)	L90 (5mins)
12/10/2024	0:04	51.4		53.8	49.1
12/10/2024	0:09	51.2		53.1	49.4
12/10/2024	0:14	52.2	52.0	54.4	49.4
12/10/2024	0:19	53.1		55.5	49.2
12/10/2024	0:24	52.4		55.6	50.4
12/10/2024	0:29	51.3		54.1	50.1
12/10/2024	0:34	52.1		53.1	49.7
12/10/2024	0:39	50.8		54.8	49.7
12/10/2024	0:44	53.0	53.5	54.8	50.7
12/10/2024	0:49	57.1		60.9	52.5
12/10/2024	0:54	52.7		56.6	49.9
12/10/2024	0:59	52.7		55.2	50.2
12/10/2024	1:04	53.0		53.0	50.0
12/10/2024	1:09	52.4		53.0	49.9
12/10/2024	1:14	53.3	53.0	56.7	49.2
12/10/2024	1:19	53.3		55.7	50.0
12/10/2024	1:24	52.5		54.6	50.0
12/10/2024	1:29	53.3		56.0	49.8
12/10/2024	1:34	52.6		54.0	50.0
12/10/2024	1:39	52.2		53.2	49.8
12/10/2024	1:44	54.3	53.1	55.5	50.6
12/10/2024	1:49	53.3		55.6	50.7
12/10/2024	1:54	53.5		54.6	49.8
12/10/2024	1:59	52.2		55.4	50.1
12/10/2024	2:04	52.8		55.4	49.4
12/10/2024	2:09	53.3		54.9	49.7
12/10/2024	2:14	52.2	52.6	53.9	49.7
12/10/2024	2:19	52.1		54.4	48.9
12/10/2024	2:24	53.0		55.1	48.6
12/10/2024	2:29	51.8		53.2	49.1
12/10/2024	2:34	53.2		55.9	50.5
12/10/2024	2:39	51.8		53.4	50.2
12/10/2024	2:44	53.7	52.5	55.0	50.7
12/10/2024	2:49	52.9		55.7	50.6
12/10/2024	2:54	51.5		53.5	50.4
12/10/2024	2:59	51.6		55.8	49.6
12/10/2024	3:04	52.2		53.9	49.1
12/10/2024	3:09	51.4		53.2	49.7
12/10/2024	3:14	52.7	51.8	55.4	49.4
12/10/2024	3:19	51.4		53.8	49.0
12/10/2024	3:24	51.9		55.1	49.1
12/10/2024	3:29	50.7		54.7	49.0
12/10/2024	3:34	53.0		54.8	48.9
12/10/2024	3:39	50.7		54.9	49.3
12/10/2024	3:44	51.7	51.9	53.0	49.3
12/10/2024	3:49	51.1		53.0	49.8
12/10/2024	3:54	52.7		54.1	48.6
12/10/2024	3:59	51.7		53.5	49.5
12/10/2024	4:04	50.3		54.8	49.1
12/10/2024	4:09	51.1		53.0	49.3
12/10/2024	4:14	51.6	51.6	54.7	49.6
12/10/2024	4:19	51.0		54.6	48.9
12/10/2024	4:24	52.9		53.6	49.3
12/10/2024	4:29	52.3		52.9	48.9
12/10/2024	4:34	52.7		52.8	48.8
12/10/2024	4:39	52.0		52.4	48.8
12/10/2024	4:44	51.5	51.9	53.7	50.0
12/10/2024	4:49	51.3		52.8	49.6
12/10/2024	4:54	50.7		52.7	49.2
12/10/2024	4:59	52.9		53.4	49.3
12/10/2024	5:04	52.8		54.1	49.4
12/10/2024	5:09	51.2		55.0	49.4
12/10/2024	5:14	53.0	52.1	55.2	49.4
12/10/2024	5:19	52.0		54.4	49.4
12/10/2024	5:24	52.0		53.3	50.1
12/10/2024	5:29	51.3		55.0	48.9
12/10/2024	5:34	52.0		54.8	49.4
12/10/2024	5:39	53.2		53.7	49.2
12/10/2024	5:44	50.9	52.3	53.2	49.6
12/10/2024	5:49	52.3		54.2	50.0
12/10/2024	5:54	51.1		53.6	50.6
12/10/2024	5:59	53.6		55.2	50.6
12/10/2024	6:04	51.9		54.4	50.2
12/10/2024	6:09	52.2		54.3	50.3
12/10/2024	6:14	51.8	52.0	54.9	50.5
12/10/2024	6:19	52.4		56.2	49.7
12/10/2024	6:24	52.2		55.1	51.0
12/10/2024	6:29	51.6		53.5	50.2
12/10/2024	6:34	51.0		53.0	49.4
12/10/2024	6:39	51.9		55.1	50.4
12/10/2024	6:44	52.4	52.2	54.6	49.3
12/10/2024	6:49	52.0		55.0	49.5
12/10/2024	6:54	53.1		54.6	50.3
12/10/2024	6:59	52.6		53.0	48.9
12/10/2024	23:04	61.0		67.5	54.7
12/10/2024	23:09	62.8		65.9	57.0
12/10/2024	23:14	63.9	63.0	67.1	55.8
12/10/2024	23:19	65.7		68.4	57.8
12/10/2024	23:24	62.4		66.9	57.7
12/10/2024	23:29	58.7		63.9	49.7
12/10/2024	23:34	51.1		53.6	49.6
12/10/2024	23:39	52.2		53.7	49.7
12/10/2024	23:44	53.0	52.3	54.3	49.0
12/10/2024	23:49	52.1		53.2	49.6
12/10/2024	23:54	53.2		55.2	49.0
12/10/2024	23:59	51.6		55.0	49.7
		Mean	53.0		
		Maximum	63.0		
		Minimum	51.6		

Date	Start Time	Leq (5mins)	Leq (30mins)	L10 (5mins)	L90 (5mins)
13/10/2024	0:04	51.5		55.4	50.4
13/10/2024	0:09	50.9		53.6	49.3
13/10/2024	0:14	52.7	51.9	54.8	48.8
13/10/2024	0:19	52.4		53.3	49.0
13/10/2024	0:24	51.7		53.7	48.8
13/10/2024	0:29	52.1		53.8	50.6
13/10/2024	0:34	53.2		55.0	50.2
13/10/2024	0:39	51.1		55.4	49.5
13/10/2024	0:44	52.8	54.0	55.1	48.7
13/10/2024	0:49	54.5		54.6	51.0
13/10/2024	0:54	56.7		59.5	52.6
13/10/2024	0:59	53.6		56.6	49.0
13/10/2024	1:04	51.9		54.1	50.1
13/10/2024	1:09	52.3		53.6	49.9
13/10/2024	1:14	52.8	52.4	54.4	49.4
13/10/2024	1:19	53.7		56.1	49.2
13/10/2024	1:24	51.7		55.3	49.9
13/10/2024	1:29	51.8		54.3	49.5
13/10/2024	1:34	53.2		56.1	49.6
13/10/2024	1:39	51.6		53.1	49.3
13/10/2024	1:44	52.0	52.6	53.9	49.4
13/10/2024	1:49	52.7		55.9	51.4
13/10/2024	1:54	53.4		53.7	50.5
13/10/2024	1:59	52.3		53.7	50.1
13/10/2024	2:04	53.2		54.1	50.4
13/10/2024	2:09	52.2		53.9	50.4
13/10/2024	2:14	53.2	52.5	54.8	50.0
13/10/2024	2:19	52.9		54.3	50.4
13/10/2024	2:24	51.1		54.6	49.9
13/10/2024	2:29	51.9		54.5	49.4
13/10/2024	2:34	52.7		55.4	49.4
13/10/2024	2:39	51.1		54.5	50.4
13/10/2024	2:44	53.1	52.7	54.6	49.5
13/10/2024	2:49	53.8		55.7	50.2
13/10/2024	2:54	53.5		55.3	50.2
13/10/2024	2:59	51.3		53.5	49.9
13/10/2024	3:04	52.6		55.1	49.1
13/10/2024	3:09	51.6		54.6	50.0
13/10/2024	3:14	52.7	51.8	53.3	48.9
13/10/2024	3:19	51.6		54.4	49.0
13/10/2024	3:24	50.4		54.1	49.3
13/10/2024	3:29	51.4		54.3	49.1
13/10/2024	3:34	52.5		52.6	49.5
13/10/2024	3:39	51.7		55.1	49.7
13/10/2024	3:44	52.0	51.7	54.5	48.8
13/10/2024	3:49	52.0		54.0	49.6
13/10/2024	3:54	51.0		53.2	49.5
13/10/2024	3:59	50.6		55.2	48.4
13/10/2024	4:04	52.0		53.7	49.3
13/10/2024	4:09	52.1		53.0	48.6
13/10/2024	4:14	51.4	51.9	52.6	49.0
13/10/2024	4:19	50.9		53.3	48.5
13/10/2024	4:24	52.3		52.9	49.0
13/10/2024	4:29	52.4		55.0	48.9
13/10/2024	4:34	51.5		52.9	49.6
13/10/2024	4:39	50.6		53.4	49.3
13/10/2024	4:44	51.8	51.7	54.6	49.8
13/10/2024	4:49	52.2		53.2	49.5
13/10/2024	4:54	52.2		53.8	49.8
13/10/2024	4:59	51.8		53.4	50.0
13/10/2024	5:04	52.2		52.6	49.4
13/10/2024	5:09	51.7		53.3	49.3
13/10/2024	5:14	52.0	52.2	53.8	49.8
13/10/2024	5:19	52.1		54.7	50.4
13/10/2024	5:24	52.1		53.0	50.0
13/10/2024	5:29	53.0		54.6	49.2
13/10/2024	5:34	50.7		53.9	48.7
13/10/2024	5:39	52.5		53.3	49.1
13/10/2024	5:44	52.4	52.2	54.2	49.8
13/10/2024	5:49	52.8		54.9	50.3
13/10/2024	5:54	51.9		54.2	49.0
13/10/2024	5:59	52.7		53.3	50.4
13/10/2024	6:04	51.6		55.3	49.7
13/10/2024	6:09	52.1		55.3	50.0
13/10/2024	6:14	52.5	52.4	54.4	49.6
13/10/2024	6:19	52.2		53.0	49.5
13/10/2024	6:24	54.0		56.8	50.4
13/10/2024	6:29	51.4		54.0	50.6
13/10/2024	6:34	53.0		54.6	49.7
13/10/2024	6:39	52.1		53.7	50.4
13/10/2024	6:44	53.0	52.6	55.4	50.4
13/10/2024	6:49	52.5		54.6	50.6
13/10/2024	6:54	52.6		53.6	50.5
13/10/2024	6:59	52.5		54.6	50.0
13/10/2024	23:04	63.3		67.7	57.1
13/10/2024	23:09	60.6		65.6	55.8
13/10/2024	23:14	62.5	63.7	66.6	56.1
13/10/2024	23:19	63.1		67.6	56.0
13/10/2024	23:24	66.8		68.5	57.8
13/10/2024	23:29	63.1		67.0	58.6
13/10/2024	23:34	58.5		63.2	49.6
13/10/2024	23:39	50.9		52.8	49.9
13/10/2024	23:44	52.1	53.9	55.1	50.1
13/10/2024	23:49	51.5		53.3	49.3
13/10/2024	23:54	52.0		53.8	48.7
13/10/2024	23:59	52.3		54.2	48.9
		Mean	53.1		
		Maximum	63.7		
		Minimum	51.7		

Station: CM10

Date	Start Time	Leq (5mins)	Leq (30mins)	L10 (5mins)	L90 (5mins)
14/10/2024	0:04	51.0		55.3	49.9
14/10/2024	0:09	53.3		54.1	50.2
14/10/2024	0:14	51.7	52.3	55.0	50.6
14/10/2024	0:19	52.7		56.6	49.6
14/10/2024	0:24	53.0		54.2	49.1
14/10/2024	0:29	51.3		55.3	49.1
14/10/2024	0:34	52.6		54.1	49.3
14/10/2024	0:39	51.9		55.2	49.4
14/10/2024	0:44	52.2	53.8	53.7	50.1
14/10/2024	0:49	52.8		53.1	48.7
14/10/2024	0:54	54.3		55.7	50.5
14/10/2024	0:59	56.9		58.7	52.6
14/10/2024	1:04	54.0		55.7	49.1
14/10/2024	1:09	51.4		53.5	50.3
14/10/2024	1:14	52.5	52.6	55.2	50.2
14/10/2024	1:19	52.6		55.5	50.2
14/10/2024	1:24	53.1		55.5	49.6
14/10/2024	1:29	51.0		54.5	49.9
14/10/2024	1:34	52.3		55.2	50.4
14/10/2024	1:39	51.5		55.1	50.5
14/10/2024	1:44	53.0	52.5	54.1	50.3
14/10/2024	1:49	51.3		52.8	49.5
14/10/2024	1:54	52.8		55.9	51.5
14/10/2024	1:59	53.6		54.5	50.5
14/10/2024	2:04	52.6		54.4	49.8
14/10/2024	2:09	51.5		54.4	49.7
14/10/2024	2:14	52.6	52.9	53.0	49.7
14/10/2024	2:19	53.6		55.6	50.4
14/10/2024	2:24	53.4		55.6	49.4
14/10/2024	2:29	53.3		56.1	49.6
14/10/2024	2:34	52.9		54.0	49.4
14/10/2024	2:39	53.3		54.7	49.1
14/10/2024	2:44	52.9	52.8	52.9	50.0
14/10/2024	2:49	51.3		53.6	50.3
14/10/2024	2:54	53.8		54.9	51.0
14/10/2024	2:59	52.3		54.4	50.4
14/10/2024	3:04	51.1		54.9	49.7
14/10/2024	3:09	52.2		54.0	49.8
14/10/2024	3:14	52.8	51.9	53.4	49.1
14/10/2024	3:19	51.3		52.7	49.7
14/10/2024	3:24	51.7		53.3	48.7
14/10/2024	3:29	52.3		54.9	48.8
14/10/2024	3:34	52.6		53.6	49.4
14/10/2024	3:39	51.1		53.6	49.0
14/10/2024	3:44	52.4	52.1	53.6	50.0
14/10/2024	3:49	52.2		54.0	49.1
14/10/2024	3:54	52.3		54.6	48.8
14/10/2024	3:59	51.9		53.6	49.1
14/10/2024	4:04	50.4		54.2	48.3
14/10/2024	4:09	50.5		54.9	49.8
14/10/2024	4:14	51.0	50.9	54.0	49.0
14/10/2024	4:19	50.5		53.6	48.9
14/10/2024	4:24	51.6		54.4	49.0
14/10/2024	4:29	51.2		54.0	50.0
14/10/2024	4:34	52.8		53.2	49.6
14/10/2024	4:39	52.1		54.2	49.7
14/10/2024	4:44	52.3	52.4	54.5	49.2
14/10/2024	4:49	52.8		53.8	49.6
14/10/2024	4:54	52.4		53.8	49.5
14/10/2024	4:59	51.7		53.8	50.2
14/10/2024	5:04	52.2		53.9	50.0
14/10/2024	5:09	51.1		53.1	49.6
14/10/2024	5:14	51.4	51.9	53.8	50.2
14/10/2024	5:19	52.0		53.0	49.3
14/10/2024	5:24	53.2		53.9	49.6
14/10/2024	5:29	51.2		55.3	49.2
14/10/2024	5:34	51.2		52.7	50.2
14/10/2024	5:39	51.8		52.7	50.1
14/10/2024	5:44	51.9	51.9	53.8	50.2
14/10/2024	5:49	51.5		55.1	50.0
14/10/2024	5:54	52.4		52.7	49.2
14/10/2024	5:59	52.4		54.0	49.3
14/10/2024	6:04	53.3		54.5	50.0
14/10/2024	6:09	53.6		53.8	49.7
14/10/2024	6:14	52.5	53.1	53.9	49.7
14/10/2024	6:19	52.1		54.5	49.8
14/10/2024	6:24	53.3		54.4	49.5
14/10/2024	6:29	53.7		54.3	51.0
14/10/2024	6:34	51.6		53.0	50.4
14/10/2024	6:39	52.3		53.1	50.0
14/10/2024	6:44	52.3	52.3	54.1	49.4
14/10/2024	6:49	52.1		54.4	49.5
14/10/2024	6:54	53.2		55.1	49.9
14/10/2024	6:59	52.0		55.2	49.8
14/10/2024	23:04	63.8		68.6	57.5
14/10/2024	23:09	62.9		67.5	57.5
14/10/2024	23:14	62.1	64.0	66.8	55.5
14/10/2024	23:19	64.1		68.1	57.4
14/10/2024	23:24	64.3		68.8	56.9
14/10/2024	23:29	65.7		67.3	56.5
14/10/2024	23:34	62.4		67.0	57.9
14/10/2024	23:39	59.8		64.7	50.3
14/10/2024	23:44	52.4	57.5	54.1	50.2
14/10/2024	23:49	52.1		52.7	48.9
14/10/2024	23:54	52.3		53.4	49.2
14/10/2024	23:59	51.7		53.6	49.7
		Mean	53.4		
		Maximum	64.0		
		Minimum	50.9		

Date	Start Time	Leq (5mins)	Leq (30mins)	L10 (5mins)	L90 (5mins)
15/10/2024	0:04	50.8		54.6	49.7
15/10/2024	0:09	52.3		53.3	49.6
15/10/2024	0:14	51.8	51.8	54.7	49.1
15/10/2024	0:19	51.2		54.0	50.0
15/10/2024	0:24	52.3		53.1	49.7
15/10/2024	0:29	52.1		54.7	50.2
15/10/2024	0:34	51.2		53.5	49.5
15/10/2024	0:39	53.5		55.1	50.0
15/10/2024	0:44	51.5	52.5	54.6	50.0
15/10/2024	0:49	53.0		54.3	50.5
15/10/2024	0:54	51.6		54.0	48.7
15/10/2024	0:59	53.5		56.7	50.3
15/10/2024	1:04	55.2		58.3	51.1
15/10/2024	1:09	54.3		55.6	50.2
15/10/2024	1:14	52.7	53.6	53.9	50.2
15/10/2024	1:19	53.0		54.6	49.2
15/10/2024	1:24	53.0		54.7	50.6
15/10/2024	1:29	52.8		57.2	49.7
15/10/2024	1:34	51.4		52.7	49.2
15/10/2024	1:39	53.4		54.5	50.3
15/10/2024	1:44	52.6	52.3	54.4	49.4
15/10/2024	1:49	51.2		53.7	49.5
15/10/2024	1:54	51.5		54.6	50.3
15/10/2024	1:59	53.3		54.0	50.3
15/10/2024	2:04	52.0		54.3	49.6
15/10/2024	2:09	53.1		55.9	49.8
15/10/2024	2:14	53.2	52.6	55.9	49.6
15/10/2024	2:19	51.4		53.5	49.6
15/10/2024	2:24	52.8		53.8	49.1
15/10/2024	2:29	52.9		55.5	49.1
15/10/2024	2:34	52.1		55.1	50.0
15/10/2024	2:39	51.1		55.6	49.3
15/10/2024	2:44	51.6	52.1	54.0	49.0
15/10/2024	2:49	51.9		53.9	50.1
15/10/2024	2:54	51.9		54.4	49.2
15/10/2024	2:59	53.5		57.1	50.5
15/10/2024	3:04	52.4		55.9	49.4
15/10/2024	3:09	52.7		55.4	50.5
15/10/2024	3:14	52.4	51.9	54.2	49.3
15/10/2024	3:19	51.4		55.3	49.9
15/10/2024	3:24	50.7		53.7	49.3
15/10/2024	3:29	51.9		53.9	48.8
15/10/2024	3:34	52.8		54.1	49.2
15/10/2024	3:39	50.9		53.4	49.3
15/10/2024	3:44	51.1	51.4	53.8	49.3
15/10/2024	3:49	50.9		55.5	49.7
15/10/2024	3:54	51.7		54.2	49.7
15/10/2024	3:59	51.0		53.0	49.4
15/10/2024	4:04	51.7		53.1	48.6
15/10/2024	4:09	52.5		53.3	48.7
15/10/2024	4:14	50.9	51.4	53.1	48.7
15/10/2024	4:19	51.3		54.1	48.9
15/10/2024	4:24	51.1		54.4	48.7
15/10/2024	4:29	50.8		52.6	49.8
15/10/2024	4:34	51.8		54.1	49.1
15/10/2024	4:39	52.9		53.7	48.8
15/10/2024	4:44	51.0	51.8	54.8	48.9
15/10/2024	4:49	50.9		54.9	49.9
15/10/2024	4:54	52.1		54.7	49.9
15/10/2024	4:59	51.8		54.5	48.8
15/10/2024	5:04	51.2		54.5	49.6
15/10/2024	5:09	50.5		54.0	48.8
15/10/2024	5:14	51.9	51.7	54.0	49.8
15/10/2024	5:19	52.4		54.7	49.4
15/10/2024	5:24	52.1		53.2	49.4
15/10/2024	5:29	51.8		53.5	48.9
15/10/2024	5:34	50.9		55.3	49.9
15/10/2024	5:39	50.9		55.2	49.8
15/10/2024	5:44	50.7	51.3	54.3	48.8
15/10/2024	5:49	51.4		55.0	49.4
15/10/2024	5:54	52.7		55.3	49.8
15/10/2024	5:59	51.0		53.3	49.0
15/10/2024	6:04	50.9		52.8	49.9
15/10/2024	6:09	51.7		53.5	49.7
15/10/2024	6:14	51.6	51.6	53.7	50.5
15/10/2024	6:19	51.9		54.0	49.9
15/10/2024	6:24	52.2		54.2	50.2
15/10/2024	6:29	51.1		54.2	50.7
15/10/2024	6:34	51.8		56.1	50.6
15/10/2024	6:39	52.8		53.3	50.2
15/10/2024	6:44	51.6	52.3	55.0	49.1
15/10/2024	6:49	52.6		54.8	50.2
15/10/2024	6:54	52.3		54.8	50.2
15/10/2024	6:59	52.6		53.1	50.5
15/10/2024	23:04	62.8		67.0	57.7
15/10/2024	23:09	63.7		67.2	56.6
15/10/2024	23:14	63.6	63.1	65.2	57.2
15/10/2024	23:19	62.6		66.3	55.8
15/10/2024	23:24	62.4		66.0	56.6
15/10/2024	23:29	63.1		69.2	56.4
15/10/2024	23:34	67.3		69.1	57.9
15/10/2024	23:39	64.0		66.9	58.7
15/10/2024	23:44	60.4	62.0	64.1	50.0
15/10/2024	23:49	51.0		53.6	49.3
15/10/2024	23:54	51.2		54.2	50.4
15/10/2024	23:59	52.6		53.5	49.0
		Mean	53.3		
		Maximum	63.1		
		Minimum	51.3		

Date	Start Time	Leq (5mins)	Leq (30mins)	L10 (5mins)	L90 (5mins)
16/10/2024	0:04	51.9		53.3	49.8
16/10/2024	0:09	52.1		54.7	49.6
16/10/2024	0:14	52.0	51.9	53.1	49.9
16/10/2024	0:19	51.4		54.5	49.7
16/10/2024	0:24	51.8		54.7	50.1
16/10/2024	0:29	52.0		53.6	49.1
16/10/2024	0:34	52.5		54.5	49.9
16/10/2024	0:39	51.5		54.4	49.4
16/10/2024	0:44	52.6	51.9	55.1	50.2
16/10/2024	0:49	51.3		54.3	50.5
16/10/2024	0:54	51.9		54.3	49.9
16/10/2024	0:59	51.5		54.4	49.2
16/10/2024	1:04	54.6		56.8	50.3
16/10/2024	1:09	56.1		60.9	51.9
16/10/2024	1:14	52.3	53.4	54.4	49.2
16/10/2024	1:19	51.9		53.3	50.3
16/10/2024	1:24	52.6		55.4	50.3
16/10/2024	1:29	51.0		53.7	50.4
16/10/2024	1:34	52.4		57.8	49.7
16/10/2024	1:39	51.3		55.1	49.4
16/10/2024	1:44	53.6	52.3	54.9	50.5
16/10/2024	1:49	53.1		54.5	49.8
16/10/2024	1:54	51.3		54.4	49.7
16/10/2024	1:59	51.7		54.9	49.7
16/10/2024	2:04	52.5		54.3	50.6
16/10/2024	2:09	52.6		54.3	50.7
16/10/2024	2:14	51.8	52.7	54.8	49.6
16/10/2024	2:19	51.7		54.9	49.7
16/10/2024	2:24	52.9		54.4	49.3
16/10/2024	2:29	54.1		55.1	49.8
16/10/2024	2:34	51.1		53.7	49.4
16/10/2024	2:39	52.0		54.2	49.3
16/10/2024	2:44	51.8	52.1	55.4	49.4
16/10/2024	2:49	52.4		54.3	49.9
16/10/2024	2:54	51.9		54.1	50.0
16/10/2024	2:59	52.9		54.8	48.8
16/10/2024	3:04	52.7		56.8	50.8
16/10/2024	3:09	52.3		53.6	49.9
16/10/2024	3:14	52.6	52.5	55.1	50.4
16/10/2024	3:19	52.6		53.3	50.4
16/10/2024	3:24	52.4		54.9	50.1
16/10/2024	3:29	52.8		53.9	49.1
16/10/2024	3:34	51.2		54.8	49.3
16/10/2024	3:39	52.7		54.0	48.9
16/10/2024	3:44	51.3	51.7	53.3	48.4
16/10/2024	3:49	51.1		53.4	49.2
16/10/2024	3:54	51.4		54.5	49.7
16/10/2024	3:59	52.3		55.0	49.8
16/10/2024	4:04	52.7		54.7	49.5
16/10/2024	4:09	52.3		52.6	49.7
16/10/2024	4:14	52.1	52.0	53.6	49.7
16/10/2024	4:19	51.3		54.5	48.6
16/10/2024	4:24	51.6		53.4	48.4
16/10/2024	4:29	51.8		53.7	49.4
16/10/2024	4:34	52.4		55.1	48.5
16/10/2024	4:39	51.7		53.1	49.2
16/10/2024	4:44	52.1	51.7	54.4	48.6
16/10/2024	4:49	50.9		54.7	50.2
16/10/2024	4:54	50.9		54.2	50.0
16/10/2024	4:59	51.8		54.2	50.0
16/10/2024	5:04	51.5		52.9	49.1
16/10/2024	5:09	52.8		54.3	49.4
16/10/2024	5:14	52.4	52.2	56.4	49.2
16/10/2024	5:19	51.9		52.7	48.6
16/10/2024	5:24	52.1		53.3	48.8
16/10/2024	5:29	52.3		53.3	50.2
16/10/2024	5:34	50.8		53.6	48.9
16/10/2024	5:39	51.8		52.9	49.3
16/10/2024	5:44	52.1	51.3	55.2	50.3
16/10/2024	5:49	50.7		52.8	49.3
16/10/2024	5:54	50.9		54.2	49.9
16/10/2024	5:59	51.2		54.7	49.2
16/10/2024	6:04	52.6		53.1	49.4
16/10/2024	6:09	53.1		54.3	49.4
16/10/2024	6:14	51.9	52.8	54.2	49.7
16/10/2024	6:19	53.6		55.2	50.3
16/10/2024	6:24	52.7		54.6	50.6
16/10/2024	6:29	52.8		55.1	50.2
16/10/2024	6:34	52.4		53.1	49.9
16/10/2024	6:39	52.2		55.2	49.8
16/10/2024	6:44	52.5	52.3	54.6	50.2
16/10/2024	6:49	51.9		55.1	50.2
16/10/2024	6:54	52.3		55.2	49.9
16/10/2024	6:59	52.4		55.4	49.4
		Mean	52.2		
		Maximum	53.4		
		Minimum	51.3		

Summary of Noise Monitoring Results during 23:00 - 07:00 on the next day at CM10	
	Leq (30mins)
Mean	52.7
Maximum	64.0
Minimum	47.7

Appendix 3-2-7 Baseline Noise Monitoring Data at CM11

Station: CM11

Date	Start Time	Leq (5mins)	Leq (30mins)	L10 (5mins)	L90 (5mins)
23/08/2024	16:03	72.9		77.3	55.9
23/08/2024	16:08	74.0		78.3	55.4
23/08/2024	16:13	74.5	74.5	78.8	55.4
23/08/2024	16:18	74.4		78.3	54.6
23/08/2024	16:23	75.5		79.1	58.2
23/08/2024	16:28	75.0		78.8	55.1
23/08/2024	16:33	71.9		75.5	54.9
23/08/2024	16:38	73.7		76.4	56.6
23/08/2024	16:43	73.3	73.2	78.2	54.4
23/08/2024	16:48	74.0		77.7	54.1
23/08/2024	16:53	73.5		78.5	54.3
23/08/2024	16:58	72.4		76.4	53.9
23/08/2024	17:03	72.4		76.5	57.3
23/08/2024	17:08	71.2		75.1	56.4
23/08/2024	17:13	74.7	73.9	79.1	58.4
23/08/2024	17:18	74.9		78.3	52.7
23/08/2024	17:23	76.3		79.7	57.5
23/08/2024	17:28	71.7		75.9	54.9
23/08/2024	17:33	76.5		79.1	55.6
23/08/2024	17:38	75.1		78.2	55.1
23/08/2024	17:43	73.6	74.3	77.3	53.4
23/08/2024	17:48	73.9		77.7	57.1
23/08/2024	17:53	72.8		76.5	58.4
23/08/2024	17:58	72.1		75.9	54.8
23/08/2024	18:03	72.3		77.3	52.8
23/08/2024	18:08	73.2		77.1	52.8
23/08/2024	18:13	72.3	72.1	76.1	59.4
23/08/2024	18:18	71.5		76.2	55.8
23/08/2024	18:23	71.6		76.6	52.3
23/08/2024	18:28	71.7		76.2	53.5
23/08/2024	18:33	71.6		76.0	53.6
23/08/2024	18:38	71.8		75.8	52.6
23/08/2024	18:43	73.2	71.7	77.0	54.4
23/08/2024	18:48	71.4		75.8	54.7
23/08/2024	18:53	70.9		75.4	55.1
23/08/2024	18:58	70.5		74.8	53.8
23/08/2024	19:03	70.7		75.9	54.8
23/08/2024	19:08	69.6		74.7	52.6
23/08/2024	19:13	71.1	71.1	76.2	52.7
23/08/2024	19:18	69.6		75.1	48.1
23/08/2024	19:23	73.9		77.3	52.9
23/08/2024	19:28	70.2		74.7	47.8
23/08/2024	19:33	70.5		76.0	51.4
23/08/2024	19:38	69.0		74.3	46.2
23/08/2024	19:43	72.1	71.3	76.9	52.1
23/08/2024	19:48	69.8		74.7	49.4
23/08/2024	19:53	71.6		75.5	48.7
23/08/2024	19:58	73.5		76.2	52.3
23/08/2024	20:03	68.8		73.6	47.4
23/08/2024	20:08	72.1		76.5	51.6
23/08/2024	20:13	70.1	70.7	75.1	48.0
23/08/2024	20:18	70.7		75.5	49.6
23/08/2024	20:23	72.2		75.4	51.0
23/08/2024	20:28	69.1		73.3	46.3
23/08/2024	20:33	72.8		75.8	48.0
23/08/2024	20:38	71.5		74.7	49.6
23/08/2024	20:43	72.1	71.3	76.0	49.3
23/08/2024	20:48	69.4		72.2	48.6
23/08/2024	20:53	71.0		75.6	48.7
23/08/2024	20:58	69.8		74.8	49.3
23/08/2024	21:03	68.7		72.9	48.7
23/08/2024	21:08	70.7		75.3	48.0
23/08/2024	21:13	78.7	73.1	79.9	49.9
23/08/2024	21:18	69.4		74.2	47.4
23/08/2024	21:23	69.5		75.3	50.1
23/08/2024	21:28	71.1		74.9	46.4
23/08/2024	21:33	72.5		77.2	49.1
23/08/2024	21:38	70.1		73.4	49.1
23/08/2024	21:43	69.6	70.5	74.6	48.8
23/08/2024	21:48	70.3		75.1	51.6
23/08/2024	21:53	69.8		73.8	50.1
23/08/2024	21:58	70.2		74.6	48.1
23/08/2024	22:03	70.6		75.9	48.6
23/08/2024	22:08	67.8		72.9	47.3
23/08/2024	22:13	71.2	70.5	76.3	48.1
23/08/2024	22:18	69.1		73.5	48.3
23/08/2024	22:23	72.0		75.7	48.8
23/08/2024	22:28	70.8		75.4	50.7
23/08/2024	22:33	69.7		73.5	48.6
23/08/2024	22:38	68.5		73.8	48.0
23/08/2024	22:43	70.3	70.5	74.8	49.5
23/08/2024	22:48	71.7		75.4	47.7
23/08/2024	22:53	72.3		76.4	49.2
23/08/2024	22:58	69.1		74.1	47.4
23/08/2024	23:03	67.2		70.7	46.1
23/08/2024	23:08	70.3		74.7	46.5
23/08/2024	23:13	70.5	69.9	75.6	45.9
23/08/2024	23:18	70.5		73.2	47.4
23/08/2024	23:23	71.1		75.1	46.5
23/08/2024	23:28	68.6		73.2	47.7
23/08/2024	23:33	70.0		74.8	47.1
23/08/2024	23:38	69.3		73.9	46.7
23/08/2024	23:43	69.4	69.1	73.4	49.9
23/08/2024	23:48	68.8		73.6	47.5
23/08/2024	23:53	69.8		73.4	45.7
23/08/2024	23:58	66.2		67.1	45.5
		Mean	71.7		
		Maximum	74.5		
		Minimum	69.1		

Date	Start Time	Leq (5mins)	Leq (30mins)	L10 (5mins)	L90 (5mins)
24/08/2024	7:03	73.1		76.9	50.7
24/08/2024	7:08	75.4		78.9	52.8
24/08/2024	7:13	74.3	73.3	78.4	54.6
24/08/2024	7:18	70.7		73.7	49.1
24/08/2024	7:23	70.3		73.9	51.0
24/08/2024	7:28	73.6		78.0	54.4
24/08/2024	7:33	73.4		76.8	51.9
24/08/2024	7:38	73.2		77.5	54.1
24/08/2024	7:43	74.2	73.5	78.3	51.4
24/08/2024	7:48	73.9		77.2	54.8
24/08/2024	7:53	73.6		77.6	54.6
24/08/2024	7:58	72.8		77.0	50.3
24/08/2024	8:03	75.5		78.6	52.3
24/08/2024	8:08	77.9		79.5	51.8
24/08/2024	8:13	73.5	74.6	77.4	51.6
24/08/2024	8:18	71.8		76.5	51.4
24/08/2024	8:23	72.1		76.9	53.0
24/08/2024	8:28	73.7		78.2	57.0
24/08/2024	8:33	76.3		77.9	58.7
24/08/2024	8:38	73.8		78.3	55.8
24/08/2024	8:43	74.1	74.3	78.5	55.7
24/08/2024	8:48	74.3		78.9	53.3
24/08/2024	8:53	73.5		77.9	55.5
24/08/2024	8:58	73.3		77.4	53.1
24/08/2024	9:03	74.6		77.9	57.3
24/08/2024	9:08	74.0		77.9	54.4
24/08/2024	9:13	73.2	74.1	77.3	52.8
24/08/2024	9:18	73.5		77.7	53.2
24/08/2024	9:23	75.5		79.2	52.3
24/08/2024	9:28	73.3		77.8	53.8
24/08/2024	9:33	75.5		78.7	56.6
24/08/2024	9:38	72.5		76.8	51.6
24/08/2024	9:43	74.2	74.1	78.4	52.3
24/08/2024	9:48	74.7		77.5	58.5
24/08/2024	9:53	74.0		79.1	54.1
24/08/2024	9:58	73.2		77.6	53.6
24/08/2024	10:03	72.6		76.8	55.4
24/08/2024	10:08	72.7		77.0	52.0
24/08/2024	10:13	75.3	73.9	79.4	60.4
24/08/2024	10:18	74.3		78.9	54.9
24/08/2024	10:23	74.0		78.5	52.8
24/08/2024	10:28	73.7		77.5	55.8
24/08/2024	10:33	75.7		79.4	53.1
24/08/2024	10:38	73.3		77.0	51.3
24/08/2024	10:43	72.9	74.9	77.1	51.2
24/08/2024	10:48	76.0		79.8	55.1
24/08/2024	10:53	75.1		77.9	54.8
24/08/2024	10:58	75.3		78.8	55.7
24/08/2024	11:03	72.4		75.8	53.8
24/08/2024	11:08	73.4		77.0	52.4
24/08/2024	11:13	75.3	74.4	78.5	54.8
24/08/2024	11:18	73.8		78.0	52.8
24/08/2024	11:23	75.2		77.6	54.0
24/08/2024	11:28	75.4		80.0	53.9
24/08/2024	11:33	73.5		76.9	54.4
24/08/2024	11:38	72.2		76.3	52.0
24/08/2024	11:43	72.9	73.7	76.8	51.0
24/08/2024	11:48	75.4		79.4	58.0
24/08/2024	11:53	73.6		77.6	53.8
24/08/2024	11:58	73.9		77.2	55.2
24/08/2024	12:03	74.9		78.5	53.3
24/08/2024	12:08	73.6		77.5	49.9
24/08/2024	12:13	74.5	74.7	79.0	56.2
24/08/2024	12:18	74.9		78.7	53.9
24/08/2024	12:23	75.2		80.3	49.0
24/08/2024	12:28	75.0		78.4	56.8
24/08/2024	12:33	73.1		77.1	54.4
24/08/2024	12:38	75.9		78.6	59.0
24/08/2024	12:43	72.5	73.8	77.3	51.4
24/08/2024	12:48	73.9		78.3	54.4
24/08/2024	12:53	73.9		78.3	52.0
24/08/2024	12:58	72.3		76.1	56.2
24/08/2024	13:03	75.5		79.1	52.8
24/08/2024	13:08	74.3		78.3	55.9
24/08/2024	13:13	71.6	74.1	76.0	51.8
24/08/2024	13:18	72.3		76.3	55.2
24/08/2024	13:23	75.2		78.4	57.3
24/08/2024	13:28	74.2		76.4	51.5
24/08/2024	13:33	73.8		76.9	57.5
24/08/2024	13:38	75.1		79.0	58.6
24/08/2024	13:43	72.7	73.7	76.9	52.9
24/08/2024	13:48	74.0		78.6	53.1
24/08/2024	13:53	73.0		77.0	54.6
24/08/2024	13:58	73.0		77.6	54.5
24/08/2024	14:03	74.2		77.8	54.0
24/08/2024	14:08	70.6		74.7	53.2
24/08/2024	14:13	71.1	73.0	75.1	53.9
24/08/2024	14:18	74.6		78.6	51.4
24/08/2024	14:23	74.1		78.2	54.2
24/08/2024	14:28	71.8		75.6	52.5
24/08/2024	14:33	72.4		77.3	51.0
24/08/2024	14:38	75.3		78.9	55.9
24/08/2024	14:43	74.3	74.4	77.7	56.5
24/08/2024	14:48	75.4		78.0	50.9
24/08/2024	14:53	74.6		79.3	58.1
24/08/2024	14:58	73.8		77.5	54.5
24/08/2024	15:03	72.1		76.7	53.4
24/08/2024	15:08	73.0		77.5	52.7
24/08/2024	15:13	75.1	73.3	76.7	52.3
24/08/2024	15:18	74.3		77.7	54.2
24/08/2024	15:23	71.4		74.6	52.9
24/08/2024	15:28	73.1		77.6	53.6
24/08/2024	15:33	73.4		77.2	55.9
24/08/2024	15:38	74.8		78.4	53.9
24/08/2024	15:43	75.0	74.3	77.8	56.1
24/08/2024	15:48	73.7		78.5	50.8
24/08/2024	15:53	73.8		76.7	53.5
24/08/2024	15:58	74.9		78.8	54.4
24/08/2024	16:03	73.2		77.0	54.1
24/08/2024	16:08	72.3		76.9	53.1
24/08/2024	16:13	71.3	72.6	75.1	51.9
24/08/2024	16:18	73.2		77.3	52.0
24/08/2024	16:23	73.5		77.8	54.2
24/08/2024	16:28	71.3		75.5	51.2
24/08/2024	16:33	75.4		76.9	54.6
24/08/2024	16:38	74.1		76.8	53.9
24/08/2024	16:43	73.0	74.2	76.8	52.5
24/08/2024	16:48	72.7		77.1	53.8
24/08/2024	16:53	74.0		78.7	56.4
24/08/2024	16:58	75.2		77.7	54.9
24/08/2024	17:03	72.5		76.5	53.5
24/08/2024	17:08	74.2		76.3	56.5
24/08/2024	17:13	74.0	74.2	78.4	55.4
24/08/2024	17:18	71.0		75.4	53.4
24/08/2024	17:23	76.6		77.6	53.4
24/08/2024	17:28	74.9		77.6	55.0
24/08/2024	17:33	73.0		77.0	54.2
24/08/2024	17:38	72.4		76.0	55.6
24/08/2024	17:43	71.0	71.9	75.9	54.7
24/08/2024	17:48	72.0		76.7	54.9
24/08/2024	17:53	72.1		76.2	51.4
24/08/2024	17:58	70.4		74.8	51.3
24/08/2024	18:03	73.7		77.6	55.4
24/08/2024	18:08	70.8		75.2	54.1
24/08/2024	18:13	71.8	73.1	76.3	55.8
24/08/2024	18:18	74.0		76.8	56.2
24/08/2024	18:23	72.3		76.8	52.2
24/08/2024	18:28	74.8		76.5	49.5
24/08/2024	18:33	72.7		77.4	53.3
24/08/2024	18:38	71.8		76.3	52.6
24/08/2024	18:43	70.5	71.3	75.2	51.5
24/08/2024	18:48	70.7		75.4	51.8
24/08/2024	18:53	71.2		75.6	55.3
24/08/2024	18:58	70.7		75.6	51.8
		Mean	73.7		
		Maximum	74.9		
		Minimum	71.3		

Station: CM11

Date	Start Time	Leq (5mins)	Leq (30mins)	L10 (5mins)	L90 (5mins)
25/08/2024	7:03	68.8		72.9	46.3
25/08/2024	7:08	68.5		73.0	46.2
25/08/2024	7:13	68.1	69.1	71.9	48.7
25/08/2024	7:18	67.6		70.4	47.2
25/08/2024	7:23	70.7		75.0	48.6
25/08/2024	7:28	70.0		73.4	46.6
25/08/2024	7:33	68.0		72.8	47.1
25/08/2024	7:38	70.6		73.6	48.1
25/08/2024	7:43	68.2	69.5	70.2	46.7
25/08/2024	7:48	68.3		72.4	47.3
25/08/2024	7:53	71.2		75.9	49.5
25/08/2024	7:58	69.8		74.3	47.6
25/08/2024	8:03	69.8		74.2	48.8
25/08/2024	8:08	68.0		72.6	46.1
25/08/2024	8:13	71.3	69.9	75.3	47.8
25/08/2024	8:18	71.0		75.4	51.4
25/08/2024	8:23	67.8		71.8	48.5
25/08/2024	8:28	70.5		74.9	49.9
25/08/2024	8:33	74.0		77.5	50.8
25/08/2024	8:38	70.0		70.7	48.0
25/08/2024	8:43	69.9	71.6	74.4	50.2
25/08/2024	8:48	72.0		74.4	50.8
25/08/2024	8:53	72.2		76.2	49.2
25/08/2024	8:58	69.5		74.7	49.6
25/08/2024	9:03	69.7		74.5	49.5
25/08/2024	9:08	69.5		73.8	47.2
25/08/2024	9:13	71.9	70.4	75.1	48.7
25/08/2024	9:18	71.0		73.1	48.7
25/08/2024	9:23	70.1		75.0	48.6
25/08/2024	9:28	69.5		74.5	47.8
25/08/2024	9:33	72.3		75.9	51.9
25/08/2024	9:38	72.2		76.8	48.0
25/08/2024	9:43	72.3	71.0	77.1	48.3
25/08/2024	9:48	69.3		74.2	46.9
25/08/2024	9:53	70.0		75.2	50.9
25/08/2024	9:58	68.5		72.4	50.6
25/08/2024	10:03	69.3		73.8	51.8
25/08/2024	10:08	69.9		74.2	52.3
25/08/2024	10:13	69.7	69.5	74.2	52.2
25/08/2024	10:18	69.2		72.9	51.1
25/08/2024	10:23	69.6		72.1	51.4
25/08/2024	10:28	69.3		72.8	51.8
25/08/2024	10:33	69.4		76.4	54.4
25/08/2024	10:38	69.2		73.9	52.1
25/08/2024	10:43	69.5	71.2	72.7	51.9
25/08/2024	10:48	70.0		74.7	53.8
25/08/2024	10:53	74.8		75.8	51.2
25/08/2024	10:58	71.4		76.1	50.6
25/08/2024	11:03	70.6		72.2	50.8
25/08/2024	11:08	70.1		73.7	51.1
25/08/2024	11:13	70.0	70.0	73.9	51.9
25/08/2024	11:18	69.2		75.3	53.9
25/08/2024	11:23	69.7		78.7	53.4
25/08/2024	11:28	70.1		76.2	53.1
25/08/2024	11:33	70.2		75.3	52.6
25/08/2024	11:38	69.2		78.2	56.6
25/08/2024	11:43	72.8	71.1	76.1	54.1
25/08/2024	11:48	70.1		76.5	53.1
25/08/2024	11:53	70.7		72.7	52.4
25/08/2024	11:58	72.4		75.4	52.4
25/08/2024	12:03	74.3		75.2	52.3
25/08/2024	12:08	70.6		80.2	51.2
25/08/2024	12:13	71.4	71.8	72.1	51.3
25/08/2024	12:18	72.5		72.6	52.1
25/08/2024	12:23	70.6		74.2	52.2
25/08/2024	12:28	69.9		79.5	51.8
25/08/2024	12:33	69.5		74.7	51.6
25/08/2024	12:38	70.2		73.5	51.7
25/08/2024	12:43	70.3	70.2	73.0	51.7
25/08/2024	12:48	70.5		72.7	50.8
25/08/2024	12:53	70.2		76.8	50.9
25/08/2024	12:58	70.2		72.6	51.1
25/08/2024	13:03	71.5		71.8	50.6
25/08/2024	13:08	70.5		72.6	50.3
25/08/2024	13:13	72.0	71.3	73.8	50.5
25/08/2024	13:18	70.8		73.1	49.7
25/08/2024	13:23	71.9		72.6	49.1
25/08/2024	13:28	70.7		74.3	49.0
25/08/2024	13:33	70.3		72.3	48.7
25/08/2024	13:38	69.7		72.6	48.9
25/08/2024	13:43	71.6	70.4	73.0	49.3
25/08/2024	13:48	70.4		74.2	50.1
25/08/2024	13:53	70.0		76.0	50.9
25/08/2024	13:58	69.9		76.1	51.0
25/08/2024	14:03	71.2		72.9	49.9
25/08/2024	14:08	71.7		72.5	49.5
25/08/2024	14:13	72.2	72.9	72.7	49.8
25/08/2024	14:18	72.6		73.9	50.3
25/08/2024	14:23	74.8		77.0	50.6
25/08/2024	14:28	74.0		76.4	52.0
25/08/2024	14:33	74.0		75.3	49.1
25/08/2024	14:38	72.8		73.6	49.4
25/08/2024	14:43	73.5	73.9	76.8	48.5
25/08/2024	14:48	73.8		75.4	49.9
25/08/2024	14:53	74.7		79.5	49.0
25/08/2024	14:58	74.2		79.2	48.6
25/08/2024	15:03	71.9		73.7	48.4
25/08/2024	15:08	71.0		73.0	48.6
25/08/2024	15:13	72.2	71.0	75.2	47.9
25/08/2024	15:18	69.9		71.0	47.0
25/08/2024	15:23	70.0		72.2	46.4
25/08/2024	15:28	70.6		71.6	61.0
25/08/2024	15:33	72.5		75.1	49.0
25/08/2024	15:38	75.2		77.6	47.8
25/08/2024	15:43	72.2	72.6	72.5	46.4
25/08/2024	15:48	71.6		72.3	46.2
25/08/2024	15:53	71.4		72.1	46.8
25/08/2024	15:58	71.4		72.4	47.1
25/08/2024	16:03	70.7		71.7	46.7
25/08/2024	16:08	70.4		71.6	46.5
25/08/2024	16:13	71.3	70.8	72.1	46.9
25/08/2024	16:18	70.8		71.8	48.0
25/08/2024	16:23	71.1		72.4	47.3
25/08/2024	16:28	70.4		71.8	47.2
25/08/2024	16:33	73.7		74.3	46.4
25/08/2024	16:38	70.1		72.3	46.1
25/08/2024	16:43	70.2	71.6	80.8	46.6
25/08/2024	16:48	72.9		79.3	46.3
25/08/2024	16:53	70.4		72.9	49.6
25/08/2024	16:58	70.9		71.8	47.5
25/08/2024	17:03	70.9		72.5	46.7
25/08/2024	17:08	71.3		72.3	46.5
25/08/2024	17:13	69.8	70.4	71.4	46.7
25/08/2024	17:18	70.5		72.1	47.0
25/08/2024	17:23	69.3		71.0	48.7
25/08/2024	17:28	70.0		71.5	48.3
25/08/2024	17:33	73.1		75.1	48.3
25/08/2024	17:38	69.7		71.7	46.9
25/08/2024	17:43	69.8	71.7	72.8	47.0
25/08/2024	17:48	70.5		71.3	47.2
25/08/2024	17:53	72.6		74.3	47.0
25/08/2024	17:58	73.0		74.4	47.1
25/08/2024	18:03	70.5		71.4	48.7
25/08/2024	18:08	70.4		71.7	47.3
25/08/2024	18:13	70.3	70.4	71.3	46.9
25/08/2024	18:18	70.2		72.2	47.6
25/08/2024	18:23	70.0		73.1	47.0
25/08/2024	18:28	70.7		73.1	46.6
25/08/2024	18:33	70.9		72.9	47.5
25/08/2024	18:38	70.5		71.5	53.0
25/08/2024	18:43	66.7	69.5	69.7	54.5
25/08/2024	18:48	70.3		71.6	53.3
25/08/2024	18:53	69.6		71.6	53.2
25/08/2024	18:58	67.7		70.3	52.5
		Mean	70.9		
		Maximum	73.9		
		Minimum	69.1		

Date	Start Time	Leq (5mins)	Leq (30mins)	L10 (5mins)	L90 (5mins)
26/08/2024	7:03	70.2		73.1	50.0
26/08/2024	7:08	69.9		72.5	50.1
26/08/2024	7:13	62.2	68.3	72.0	50.1
26/08/2024	7:18	70.1		73.1	51.0
26/08/2024	7:23	68.2		73.5	50.9
26/08/2024	7:28	61.7		76.9	54.5
26/08/2024	7:33	68.3		74.4	52.6
26/08/2024	7:38	69.7		72.8	50.5
26/08/2024	7:43	69.9	69.7	72.4	49.2
26/08/2024	7:48	70.1		71.4	50.2
26/08/2024	7:53	70.6		74.4	50.3
26/08/2024	7:58	69.4		72.4	50.3
26/08/2024	8:03	69.6		77.1	50.9
26/08/2024	8:08	69.0		78.5	50.9
26/08/2024	8:13	69.2	70.0	77.8	54.2
26/08/2024	8:18	70.5		83.9	57.8
26/08/2024	8:23	70.7		81.8	52.4
26/08/2024	8:28	70.7		73.0	50.3
26/08/2024	8:33	70.8		71.1	49.6
26/08/2024	8:38	71.1		72.9	48.7
26/08/2024	8:43	72.0	71.5	73.2	49.9
26/08/2024	8:48	72.8		74.7	52.4
26/08/2024	8:53	71.3		75.0	52.4
26/08/2024	8:58	70.9		73.8	50.9
26/08/2024	9:03	71.3		74.9	51.3
26/08/2024	9:08	70.4		74.6	50.1
26/08/2024	9:13	69.9	70.5	72.6	48.8
26/08/2024	9:18	70.3		74.0	50.0
26/08/2024	9:23	70.8		71.3	49.5
26/08/2024	9:28	70.0		73.5	49.1
26/08/2024	9:33	70.3		76.6	50.4
26/08/2024	9:38	70.0		71.6	48.3
26/08/2024	9:43	70.2	70.5	76.3	49.5
26/08/2024	9:48	70.7		75.9	52.5
26/08/2024	9:53	70.0		71.3	49.6
26/08/2024	9:58	71.7		72.1	49.0
26/08/2024	10:03	70.5		79.3	50.2
26/08/2024	10:08	70.3		73.3	50.5
26/08/2024	10:13	71.4	71.1	72.8	51.1
26/08/2024	10:18	72.2		74.7	51.1
26/08/2024	10:23	70.3		71.3	50.9
26/08/2024	10:28	71.3		75.9	53.0
26/08/2024	10:33	71.1		75.2	52.1
26/08/2024	10:38	72.0		72.8	51.1
26/08/2024	10:43	71.5	71.0	73.7	51.4
26/08/2024	10:48	70.5		74.4	52.0
26/08/2024	10:53	69.7		71.6	50.9
26/08/2024	10:58	70.7		72.1	50.7
26/08/2024	11:03	69.9		72.7	49.1
26/08/2024	11:08	70.6		73.3	49.8
26/08/2024	11:13	70.8	71.7	73.1	50.5
26/08/2024	11:18	71.9		72.3	49.6
26/08/2024	11:23	74.0		75.3	51.6
26/08/2024	11:28	72.0		72.3	49.5
26/08/2024	11:33	70.9		76.0	50.3
26/08/2024	11:38	70.3		74.4	51.2
26/08/2024	11:43	71.1	71.0	73.9	51.7
26/08/2024	11:48	70.6		74.5	50.1
26/08/2024	11:53	71.2		72.8	50.9
26/08/2024	11:58	71.9		72.7	50.0
26/08/2024	12:03	74.7		75.4	50.8
26/08/2024	12:08	72.6		73.4	50.9
26/08/2024	12:13	71.4	72.9	77.3	52.0
26/08/2024	12:18	70.8		73.5	50.1
26/08/2024	12:23	73.5		73.8	51.1
26/08/2024	12:28	73.3		75.1	50.2
26/08/2024	12:33	70.5		73.7	51.1
26/08/2024	12:38	70.6		73.3	49.5
26/08/2024	12:43	70.6	70.6	71.7	49.9
26/08/2024	12:48	70.0		71.3	48.9
26/08/2024	12:53	70.4		71.0	49.2
26/08/2024	12:58	71.4		72.1	50.8
26/08/2024	13:03	70.4		71.7	49.7
26/08/2024	13:08	71.3		72.6	49.9
26/08/2024	13:13	70.6	70.9	74.9	50.8
26/08/2024	13:18	71.7		72.9	50.4
26/08/2024	13:23	70.2		80.0	54.9
26/08/2024	13:28	70.9		80.2	49.6
26/08/2024	13:33	70.9		72.2	48.1
26/08/2024	13:38	72.5		73.3	48.5
26/08/2024	13:43	71.2	71.5	74.3	48.0
26/08/2024	13:48	71.4		73.1	48.5
26/08/2024	13:53	71.6		72.2	48.9
26/08/2024	13:58	71.0		72.4	49.2
26/08/2024	14:03	71.2		72.3	48.8
26/08/2024	14:08	71.9		73.8	49.0
26/08/2024	14:13	71.4	72.1	73.9	48.3
26/08/2024	14:18	72.3		74.2	47.8
26/08/2024	14:23	72.7		74.3	47.5
26/08/2024	14:28	72.7		84.1	47.9
26/08/2024	14:33	71.4		83.2	50.7
26/08/2024	14:38	71.1		72.5	47.8
26/08/2024	14:43	70.9	71.3	76.1	46.7
26/08/2024	14:48	71.2		72.5	46.3
26/08/2024	14:53	72.0		73.6	46.7
26/08/2024	14:58	71.1		74.2	47.9
26/08/2024	15:03	71.5		74.0	47.2
26/08/2024	15:08	70.6		73.7	46.9
26/08/2024	15:13	70.6	71.0	87.4	47.7
26/08/2024	15:18	71.2		80.5	48.7
26/08/2024	15:23	71.1		85.2	52.7
26/08/2024	15:28	70.7		72.5	48.6
26/08/2024	15:33	71.5		73.6	48.4
26/08/2024	15:38	70.7		72.8	49.5
26/08/2024	15:43	70.6	72.5	71.1	47.9
26/08/2024	15:48	73.3		75.7	47.6
26/08/2024	15:53	74.9		82.8	49.1
26/08/2024	15:58	72.5		78.0	48.7
26/08/2024	16:03	71.7		75.2	50.8
26/08/2024	16:08	71.8		77.2	51.1
26/08/2024	16:13	72.2	72.7	73.6	48.4
26/08/2024	16:18	71.5		72.5	48.7
26/08/2024	16:23	74.4		75.7	48.7
26/08/2024	16:28	73.9		74.2	47.7
26/08/2024	16:33	74.0		75.3	48.0
26/08/2024	16:38	71.0		73.0	48.4
26/08/2024	16:43	70.9	71.8	71.9	47.2
26/08/2024	16:48	71.7		72.5	48.4
26/08/2024	16:53	71.0		72.7	48.6
26/08/2024	16:58	71.1		72.3	47.8
26/08/2024	17:03	71.5		73.9	49.4
26/08/2024	17:08	71.8		81.2	48.8
26/08/2024	17:13	72.3	72.1	82.9	48.8
26/08/2024	17:18	72.0		93.3	48.4
26/08/2024	17:23	72.2		73.7	48.2
26/08/2024	17:28	72.9		74.9	48.2
26/08/2024	17:33	71.1		73.5	47.7
26/08/2024	17:38	72.4		74.5	48.3
26/08/2024	17:43	73.2	71.6	74.2	50.5
26/08/2024	17:48	71.5		73.9	48.9
26/08/2024	17:53	70.6		70.7	49.6
26/08/2024	17:58	70.3		75.2	49.7
26/08/2024	18:03	70.6		76.0	53.7
26/08/2024	18:08	72.1		73.3	49.3
26/08/2024	18:13	70.5	70.9	73.4	48.3
26/08/2024	18:18	70.7		75.5	47.0
26/08/2024	18:23	70.5		72.7	47.2
26/08/2024	18:28	70.5		71.3	47.5
26/08/2024	18:33	67.1		68.3	48.3
26/08/2024	18:38	69.4		70.1	48.0
26/08/2024	18:43	66.5	67.5	72.9	48.4
26/08/2024	18:48	67.5		80.8	49.2
26/08/2024	18:53	65.2		81.6	49.0
26/08/2024	18:58	67.9		81.4	48.4
		Mean	71.0		
		Maximum	72.9		
		Minimum	67.5		

Station: CM11

Date	Start Time	Leq (5mins)	Leq (30mins)	L10 (5mins)	L90 (5mins)
27/08/2024	7:03	67.4		72.9	53.5
27/08/2024	7:08	72.0		72.3	53.3
27/08/2024	7:13	65.3	68.9	72.7	53.7
27/08/2024	7:18	68.8		72.7	53.3
27/08/2024	7:23	64.4		73.4	54.2
27/08/2024	7:28	70.6		73.8	53.6
27/08/2024	7:33	71.2		72.5	53.0
27/08/2024	7:38	71.1		72.4	53.0
27/08/2024	7:43	71.7	71.2	73.8	54.1
27/08/2024	7:48	72.6		74.1	54.1
27/08/2024	7:53	70.3		73.3	54.0
27/08/2024	7:58	70.1		73.4	54.2
27/08/2024	8:03	70.3		73.0	53.2
27/08/2024	8:08	69.7		71.9	52.6
27/08/2024	8:13	69.8	70.2	72.7	52.2
27/08/2024	8:18	70.6		71.7	52.5
27/08/2024	8:23	70.4		72.3	53.2
27/08/2024	8:28	70.6		72.6	53.2
27/08/2024	8:33	70.2		72.9	53.4
27/08/2024	8:38	69.3		73.4	54.3
27/08/2024	8:43	71.5	70.1	73.5	53.9
27/08/2024	8:48	69.4		73.1	54.0
27/08/2024	8:53	69.9		72.9	53.9
27/08/2024	8:58	69.9		72.3	53.4
27/08/2024	9:03	70.2		72.4	53.5
27/08/2024	9:08	69.3		72.6	53.8
27/08/2024	9:13	69.6	69.6	72.6	53.5
27/08/2024	9:18	69.5		72.6	53.7
27/08/2024	9:23	69.5		72.1	52.9
27/08/2024	9:28	69.6		71.9	52.7
27/08/2024	9:33	69.6		72.0	52.9
27/08/2024	9:38	69.2		72.7	52.9
27/08/2024	9:43	69.6	69.5	73.0	54.1
27/08/2024	9:48	69.5		72.5	53.7
27/08/2024	9:53	69.5		72.4	53.2
27/08/2024	9:58	69.7		72.5	53.4
27/08/2024	10:03	69.8		72.7	53.9
27/08/2024	10:08	69.2		72.7	54.0
27/08/2024	10:13	68.9	69.1	72.9	54.2
27/08/2024	10:18	68.9		73.2	54.3
27/08/2024	10:23	69.0		73.5	54.3
27/08/2024	10:28	68.8		73.7	54.6
27/08/2024	10:33	69.0		73.6	54.7
27/08/2024	10:38	70.0		73.7	54.3
27/08/2024	10:43	70.5	70.1	73.2	54.3
27/08/2024	10:48	69.9		73.0	54.3
27/08/2024	10:53	70.7		72.9	53.8
27/08/2024	10:58	70.5		73.0	54.0
27/08/2024	11:03	69.6		72.8	53.2
27/08/2024	11:08	69.1		72.7	53.5
27/08/2024	11:13	69.6	69.5	72.0	52.5
27/08/2024	11:18	69.8		72.1	52.8
27/08/2024	11:23	69.2		72.3	53.6
27/08/2024	11:28	69.5		72.8	53.6
27/08/2024	11:33	69.6		72.5	52.3
27/08/2024	11:38	70.8		72.9	52.8
27/08/2024	11:43	71.9	70.1	72.3	53.2
27/08/2024	11:48	69.3		72.4	53.6
27/08/2024	11:53	69.2		72.5	53.5
27/08/2024	11:58	69.0		72.6	53.5
27/08/2024	12:03	69.2		72.4	53.4
27/08/2024	12:08	68.8		72.7	53.8
27/08/2024	12:13	69.7	69.6	72.9	54.0
27/08/2024	12:18	71.1		72.8	54.2
27/08/2024	12:23	69.5		72.8	54.2
27/08/2024	12:28	69.2		72.7	53.7
27/08/2024	12:33	69.7		72.9	54.1
27/08/2024	12:38	72.2		72.7	53.5
27/08/2024	12:43	69.7	70.2	72.6	53.3
27/08/2024	12:48	70.5		72.5	53.5
27/08/2024	12:53	69.2		73.1	53.6
27/08/2024	12:58	69.4		73.1	54.0
27/08/2024	13:03	69.6		72.6	53.7
27/08/2024	13:08	69.6		73.0	54.0
27/08/2024	13:13	69.6	69.6	72.6	53.6
27/08/2024	13:18	69.6		72.7	53.5
27/08/2024	13:23	69.7		72.1	53.1
27/08/2024	13:28	69.6		72.5	53.2
27/08/2024	13:33	69.3		72.7	53.9
27/08/2024	13:38	69.5		72.3	53.6
27/08/2024	13:43	69.1	70.0	72.4	53.3
27/08/2024	13:48	71.5		72.3	53.0
27/08/2024	13:53	70.7		71.9	53.1
27/08/2024	13:58	69.0		71.7	52.7
27/08/2024	14:03	69.4		72.2	53.0
27/08/2024	14:08	69.0		72.5	53.1
27/08/2024	14:13	71.8	69.9	72.6	52.6
27/08/2024	14:18	69.2		71.4	52.6
27/08/2024	14:23	69.6		71.7	52.8
27/08/2024	14:28	69.6		71.5	52.5
27/08/2024	14:33	70.2		71.7	51.4
27/08/2024	14:38	70.0		71.4	52.6
27/08/2024	14:43	69.5	70.3	71.4	52.7
27/08/2024	14:48	72.1		74.2	52.8
27/08/2024	14:53	70.0		72.0	53.3
27/08/2024	14:58	69.3		72.9	53.3
27/08/2024	15:03	69.7		72.1	53.3
27/08/2024	15:08	69.6		71.8	53.0
27/08/2024	15:13	69.4	71.1	71.5	52.9
27/08/2024	15:18	70.6		72.1	53.1
27/08/2024	15:23	69.6		71.7	52.9
27/08/2024	15:28	74.7		75.7	52.5
27/08/2024	15:33	70.4		71.7	52.8
27/08/2024	15:38	70.6		71.4	52.3
27/08/2024	15:43	69.5	69.9	70.7	52.0
27/08/2024	15:48	69.4		70.8	51.8
27/08/2024	15:53	69.6		70.8	51.6
27/08/2024	15:58	70.0		70.8	51.9
27/08/2024	16:03	70.1		70.7	51.9
27/08/2024	16:08	69.8		71.9	52.2
27/08/2024	16:13	69.5	69.8	71.0	51.3
27/08/2024	16:18	69.7		70.1	51.1
27/08/2024	16:23	69.5		70.9	51.4
27/08/2024	16:28	70.0		71.0	51.9
27/08/2024	16:33	70.1		71.3	52.3
27/08/2024	16:38	69.5		71.4	52.3
27/08/2024	16:43	69.7	69.7	70.9	51.9
27/08/2024	16:48	69.3		70.7	51.5
27/08/2024	16:53	69.2		70.8	51.6
27/08/2024	16:58	70.4		70.9	51.9
27/08/2024	17:03	74.0		75.6	51.3
27/08/2024	17:08	70.1		71.1	51.0
27/08/2024	17:13	69.6	70.7	69.8	51.0
27/08/2024	17:18	69.6		70.0	51.2
27/08/2024	17:23	69.7		70.7	51.2
27/08/2024	17:28	69.1		70.4	51.4
27/08/2024	17:33	69.1		71.0	51.4
27/08/2024	17:38	69.8		69.9	51.1
27/08/2024	17:43	69.8	69.9	70.1	51.3
27/08/2024	17:48	69.4		70.4	51.3
27/08/2024	17:53	69.8		70.6	51.4
27/08/2024	17:58	71.3		72.3	51.0
27/08/2024	18:03	68.9		71.0	51.6
27/08/2024	18:08	69.3		71.0	51.9
27/08/2024	18:13	69.0	69.8	72.6	52.3
27/08/2024	18:18	71.6		73.0	53.1
27/08/2024	18:23	70.9		72.0	51.6
27/08/2024	18:28	67.9		70.2	50.6
27/08/2024	18:33	68.7		72.2	51.9
27/08/2024	18:38	68.2		73.3	51.6
27/08/2024	18:43	66.2	68.4	73.3	51.7
27/08/2024	18:48	67.9		70.5	51.4
27/08/2024	18:53	68.1		70.1	51.3
27/08/2024	18:58	70.2		72.1	51.4
		Mean	69.9		
		Maximum	71.2		
		Minimum	68.4		

Date	Start Time	Leq (5mins)	Leq (30mins)	L10 (5mins)	L90 (5mins)
28/08/2024	7:03	69.4		72.6	52.9
28/08/2024	7:08	61.9		73.1	53.2
28/08/2024	7:13	65.1	68.3	72.4	53.0
28/08/2024	7:18	69.1		71.8	52.6
28/08/2024	7:23	68.6		72.0	52.7
28/08/2024	7:28	70.7		72.1	52.9
28/08/2024	7:33	69.6		71.9	52.6
28/08/2024	7:38	69.1		71.9	52.4
28/08/2024	7:43	69.0	70.2	72.1	52.4
28/08/2024	7:48	69.5		71.9	52.6
28/08/2024	7:53	72.8		74.3	53.3
28/08/2024	7:58	70.0		72.1	52.7
28/08/2024	8:03	69.5		71.8	52.6
28/08/2024	8:08	69.9		72.0	52.9
28/08/2024	8:13	69.3	69.7	71.8	52.5
28/08/2024	8:18	69.7		72.0	52.8
28/08/2024	8:23	69.8		72.2	53.1
28/08/2024	8:28	70.2		71.8	52.9
28/08/2024	8:33	70.2		72.2	52.9
28/08/2024	8:38	70.1		72.1	53.2
28/08/2024	8:43	69.7	70.2	72.4	53.1
28/08/2024	8:48	70.3		71.7	52.4
28/08/2024	8:53	70.2		72.5	52.6
28/08/2024	8:58	70.5		72.7	53.4
28/08/2024	9:03	70.5		72.6	53.4
28/08/2024	9:08	70.5		72.3	52.7
28/08/2024	9:13	71.4	71.1	72.2	52.7
28/08/2024	9:18	71.4		72.7	53.2
28/08/2024	9:23	71.5		72.5	52.9
28/08/2024	9:28	71.1		72.5	53.4
28/08/2024	9:33	70.5		72.3	53.0
28/08/2024	9:38	70.5		71.6	52.4
28/08/2024	9:43	70.5	71.3	72.0	52.9
28/08/2024	9:48	70.5		71.8	52.5
28/08/2024	9:53	74.0		75.2	53.0
28/08/2024	9:58	70.2		72.6	53.3
28/08/2024	10:03	71.3		72.7	53.7
28/08/2024	10:08	70.5		72.7	53.6
28/08/2024	10:13	70.5	70.9	72.6	53.7
28/08/2024	10:18	71.0		72.6	53.5
28/08/2024	10:23	71.4		72.5	53.1
28/08/2024	10:28	70.8		72.0	52.8
28/08/2024	10:33	70.5		72.1	53.0
28/08/2024	10:38	70.3		72.0	53.0
28/08/2024	10:43	70.1	70.3	72.0	52.7
28/08/2024	10:48	70.1		71.4	52.4
28/08/2024	10:53	70.4		71.8	52.4
28/08/2024	10:58	70.6		72.3	53.3
28/08/2024	11:03	71.1		72.1	53.3
28/08/2024	11:08	71.3		72.0	51.8
28/08/2024	11:13	72.8	71.4	75.9	52.2
28/08/2024	11:18	71.2		72.3	53.3
28/08/2024	11:23	70.8		72.3	52.6
28/08/2024	11:28	70.6		71.6	52.5
28/08/2024	11:33	70.0		71.6	52.4
28/08/2024	11:38	70.1		72.5	53.3
28/08/2024	11:43	70.5	70.2	72.0	53.1
28/08/2024	11:48	70.4		71.6	52.3
28/08/2024	11:53	69.9		71.2	52.1
28/08/2024	11:58	70.1		71.1	51.9
28/08/2024	12:03	70.1		70.7	51.3
28/08/2024	12:08	70.6		73.6	50.5
28/08/2024	12:13	70.7	70.9	73.7	50.4
28/08/2024	12:18	71.4		74.4	50.6
28/08/2024	12:23	71.2		74.2	50.8
28/08/2024	12:28	71.2		74.2	50.7
28/08/2024	12:33	74.2		77.2	50.6
28/08/2024	12:38	69.9		70.1	50.7
28/08/2024	12:43	69.5	71.1	70.9	50.6
28/08/2024	12:48	70.0		73.9	50.6
28/08/2024	12:53	70.3		73.0	51.1
28/08/2024	12:58	70.3		71.8	50.6
28/08/2024	13:03	70.2		73.2	50.8
28/08/2024	13:08	70.7		73.7	50.5
28/08/2024	13:13	70.6	70.7	71.9	49.7
28/08/2024	13:18	70.9		73.9	49.6
28/08/2024	13:23	71.0		74.0	49.9
28/08/2024	13:28	71.0		74.0	49.5
28/08/2024	13:33	71.0		74.0	49.7
28/08/2024	13:38	70.9		73.9	50.5
28/08/2024	13:43	71.1	70.7	74.1	50.3
28/08/2024	13:48	70.8		73.6	50.5
28/08/2024	13:53	70.3		73.4	52.3
28/08/2024	13:58	69.9		70.7	51.1
28/08/2024	14:03	70.6		72.9	50.8
28/08/2024	14:08	70.7		71.1	50.3
28/08/2024	14:13	69.9	70.4	70.2	50.9
28/08/2024	14:18	70.1		71.5	51.9
28/08/2024	14:23	70.3		70.6	50.7
28/08/2024	14:28	70.5		72.4	50.9
28/08/2024	14:33	71.2		72.1	51.1
28/08/2024	14:38	71.7		71.9	50.7
28/08/2024	14:43	71.0	70.8	72.5	51.2
28/08/2024	14:48	69.7		71.6	50.6
28/08/2024	14:53	70.5		71.4	49.9
28/08/2024	14:58	70.5		72.5	50.6
28/08/2024	15:03	70.8		72.6	51.3
28/08/2024	15:08	71.7		72.6	51.0
28/08/2024	15:13	71.9	71.2	72.5	51.2
28/08/2024	15:18	71.6		72.3	51.1
28/08/2024	15:23	70.6		72.2	50.5
28/08/2024	15:28	70.3		71.9	50.0
28/08/2024	15:33	69.8		71.7	49.6
28/08/2024	15:38	69.3		72.4	50.3
28/08/2024	15:43	69.9	69.7	71.9	48.9
28/08/2024	15:48	69.5		72.9	47.8
28/08/2024	15:53	69.7		73.5	48.0
28/08/2024	15:58	70.0		74.0	47.4
28/08/2024	16:03	69.5		72.5	47.3
28/08/2024	16:08	69.8		72.6	46.8
28/08/2024	16:13	69.3	69.7	73.6	48.4
28/08/2024	16:18	69.6		75.0	48.6
28/08/2024	16:23	69.6		74.2	47.9
28/08/2024	16:28	70.3		72.7	47.3
28/08/2024	16:33	69.9		73.2	47.4
28/08/2024	16:38	69.7		73.7	48.3
28/08/2024	16:43	69.8	69.9	70.3	48.7
28/08/2024	16:48	69.9		70.6	49.1
28/08/2024	16:53	70.1		72.9	49.2
28/08/2024	16:58	69.9		72.6	48.5
28/08/2024	17:03	70.1		72.5	48.4
28/08/2024	17:08	69.5		72.9	48.9
28/08/2024	17:13	69.0	69.4	72.4	48.5
28/08/2024	17:18	69.2		72.6	48.3
28/08/2024	17:23	69.2		72.7	49.4
28/08/2024	17:28	69.3		72.6	49.3
28/08/2024	17:33	69.5		72.5	49.0
28/08/2024	17:38	69.2		71.4	48.6
28/08/2024	17:43	71.6	69.9	71.9	48.7
28/08/2024	17:48	69.9		72.8	48.5
28/08/2024	17:53	69.0		69.9	50.9
28/08/2024	17:58	69.4		70.0	51.1
28/08/2024	18:03	70.5		72.1	50.7
28/08/2024	18:08	69.5		69.9	50.4
28/08/2024	18:13	69.2	69.4	69.7	50.2
28/08/2024	18:18	70.5		71.5	50.4
28/08/2024	18:23	69.1		69.8	50.2
28/08/2024	18:28	66.2		69.8	50.6
28/08/2024	18:33	66.6		69.5	50.3
28/08/2024	18:38	69.3		69.6	50.1
28/08/2024	18:43	67.2	68.0	69.3	50.0
28/08/2024	18:48	68.8		69.1	49.9
28/08/2024	18:53	69.2		71.1	49.9
28/08/2024	18:58	65.8		69.4	49.9
		Mean	70.2		
		Maximum	71.4		
		Minimum	68.0		

Station: CM11

Date	Start Time	Leq (5mins)	Leq (30mins)	L10 (5mins)	L90 (5mins)
29/08/2024	7:03	67.6		78.2	52.7
29/08/2024	7:08	61.4		82.9	54.3
29/08/2024	7:13	66.1	68.1	80.1	57.7
29/08/2024	7:18	67.7		78.4	53.9
29/08/2024	7:23	69.6		74.3	52.3
29/08/2024	7:28	70.9		73.8	51.3
29/08/2024	7:33	73.6		77.9	50.9
29/08/2024	7:38	70.9		73.7	50.3
29/08/2024	7:43	71.3	71.5	79.7	50.0
29/08/2024	7:48	70.6		81.7	50.1
29/08/2024	7:53	71.1		79.9	49.3
29/08/2024	7:58	71.0		79.6	49.7
29/08/2024	8:03	70.8		80.5	50.2
29/08/2024	8:08	70.3		80.5	48.9
29/08/2024	8:13	69.8	70.1	79.9	49.0
29/08/2024	8:18	69.9		81.7	52.9
29/08/2024	8:23	69.8		82.2	48.6
29/08/2024	8:28	69.7		83.7	48.2
29/08/2024	8:33	69.5		83.3	47.8
29/08/2024	8:38	70.4		83.0	53.8
29/08/2024	8:43	70.2	70.2	85.8	56.4
29/08/2024	8:48	71.1		80.5	53.0
29/08/2024	8:53	70.1		80.0	52.0
29/08/2024	8:58	70.0		80.6	48.3
29/08/2024	9:03	70.2		85.9	47.9
29/08/2024	9:08	69.5		84.2	47.4
29/08/2024	9:13	69.8	69.9	79.6	47.6
29/08/2024	9:18	69.5		76.8	49.0
29/08/2024	9:23	69.9		74.3	47.7
29/08/2024	9:28	70.2		76.4	48.6
29/08/2024	9:33	69.9		74.2	47.5
29/08/2024	9:38	70.0		75.0	48.8
29/08/2024	9:43	70.1	70.5	71.5	47.2
29/08/2024	9:48	70.3		77.3	50.5
29/08/2024	9:53	71.3		80.6	51.9
29/08/2024	9:58	71.3		75.5	48.2
29/08/2024	10:03	73.9		76.6	51.6
29/08/2024	10:08	70.6		75.2	47.6
29/08/2024	10:13	71.3	71.5	72.9	47.2
29/08/2024	10:18	71.0		72.4	46.3
29/08/2024	10:23	70.5		71.5	45.9
29/08/2024	10:28	70.6		84.3	50.6
29/08/2024	10:33	70.0		86.3	54.8
29/08/2024	10:38	69.9		84.3	49.6
29/08/2024	10:43	70.6	70.6	77.7	47.7
29/08/2024	10:48	70.5		73.3	45.5
29/08/2024	10:53	71.2		81.4	47.7
29/08/2024	10:58	71.3		80.7	48.9
29/08/2024	11:03	70.5		83.0	46.5
29/08/2024	11:08	70.5		72.6	45.9
29/08/2024	11:13	71.2	70.9	83.6	46.0
29/08/2024	11:18	70.6		80.6	45.4
29/08/2024	11:23	70.7		80.7	45.3
29/08/2024	11:28	71.6		80.4	45.7
29/08/2024	11:33	70.5		80.9	45.2
29/08/2024	11:38	70.4		81.1	45.1
29/08/2024	11:43	69.9	70.0	81.6	45.0
29/08/2024	11:48	69.6		77.3	45.6
29/08/2024	11:53	69.4		71.9	45.2
29/08/2024	11:58	70.1		71.8	45.2
29/08/2024	12:03	70.7		71.2	45.2
29/08/2024	12:08	70.4		72.3	45.9
29/08/2024	12:13	71.0	71.7	71.8	44.2
29/08/2024	12:18	70.3		71.1	45.1
29/08/2024	12:23	73.9		74.7	44.7
29/08/2024	12:28	72.7		75.5	44.6
29/08/2024	12:33	71.3		77.3	45.9
29/08/2024	12:38	71.2		78.4	46.1
29/08/2024	12:43	71.0	71.0	75.4	45.0
29/08/2024	12:48	70.8		73.2	45.3
29/08/2024	12:53	70.8		73.5	46.1
29/08/2024	12:58	70.8		76.3	50.9
29/08/2024	13:03	71.2		75.8	49.8
29/08/2024	13:08	71.0		75.6	50.0
29/08/2024	13:13	70.7	71.0	74.3	47.3
29/08/2024	13:18	71.2		75.4	48.1
29/08/2024	13:23	71.1		75.5	48.9
29/08/2024	13:28	70.8		73.7	48.1
29/08/2024	13:33	70.5		75.3	50.8
29/08/2024	13:38	70.1		77.5	49.4
29/08/2024	13:43	70.9	70.8	76.2	47.6
29/08/2024	13:48	70.7		77.8	47.2
29/08/2024	13:53	70.7		81.6	46.3
29/08/2024	13:58	71.5		83.1	46.9
29/08/2024	14:03	70.6		83.3	46.9
29/08/2024	14:08	70.8		76.8	47.5
29/08/2024	14:13	70.3	70.5	73.3	47.6
29/08/2024	14:18	70.2		80.1	47.4
29/08/2024	14:23	70.4		84.0	47.4
29/08/2024	14:28	70.7		84.4	46.5
29/08/2024	14:33	70.1		71.3	47.1
29/08/2024	14:38	70.1		80.1	48.0
29/08/2024	14:43	70.5	71.2	79.7	48.2
29/08/2024	14:48	70.3		79.7	47.5
29/08/2024	14:53	70.0		78.6	47.3
29/08/2024	14:58	74.2		83.1	46.6
29/08/2024	15:03	71.1		72.6	45.6
29/08/2024	15:08	70.3		79.4	45.8
29/08/2024	15:13	71.0	70.6	71.7	46.4
29/08/2024	15:18	70.5		84.2	47.0
29/08/2024	15:23	70.7		84.0	45.3
29/08/2024	15:28	70.0		72.1	45.1
29/08/2024	15:33	69.7		73.1	45.4
29/08/2024	15:38	70.4		72.4	45.7
29/08/2024	15:43	70.1	70.6	72.1	47.5
29/08/2024	15:48	71.3		71.7	47.0
29/08/2024	15:53	71.4		85.8	47.2
29/08/2024	15:58	70.5		83.6	46.6
29/08/2024	16:03	70.4		72.5	44.7
29/08/2024	16:08	71.1		78.9	45.4
29/08/2024	16:13	70.4	70.3	78.5	45.0
29/08/2024	16:18	69.8		81.4	44.8
29/08/2024	16:23	69.8		81.2	49.9
29/08/2024	16:28	70.4		82.5	49.2
29/08/2024	16:33	69.4		76.8	46.2
29/08/2024	16:38	69.0		71.5	45.5
29/08/2024	16:43	71.7	69.9	74.7	46.8
29/08/2024	16:48	69.4		74.3	49.7
29/08/2024	16:53	70.1		77.2	51.2
29/08/2024	16:58	69.5		78.1	51.4
29/08/2024	17:03	69.5		76.2	50.7
29/08/2024	17:08	69.6		72.6	45.2
29/08/2024	17:13	69.6	69.8	70.4	45.9
29/08/2024	17:18	69.7		71.7	47.2
29/08/2024	17:23	69.4		71.5	47.2
29/08/2024	17:28	70.7		79.8	50.9
29/08/2024	17:33	70.1		79.2	47.9
29/08/2024	17:38	69.5		77.6	47.5
29/08/2024	17:43	68.8	69.4	84.4	49.5
29/08/2024	17:48	68.4		83.0	53.7
29/08/2024	17:53	69.8		75.2	47.9
29/08/2024	17:58	69.5		76.4	47.1
29/08/2024	18:03	69.0		75.3	46.7
29/08/2024	18:08	68.9		78.3	46.8
29/08/2024	18:13	68.9	68.9	73.2	46.7
29/08/2024	18:18	68.7		70.1	45.5
29/08/2024	18:23	68.5		76.4	46.1
29/08/2024	18:28	69.2		79.0	47.1
29/08/2024	18:33	69.0		77.8	46.1
29/08/2024	18:38	68.9		73.5	46.7
29/08/2024	18:43	66.1	67.8	74.2	45.9
29/08/2024	18:48	65.1		76.0	48.8
29/08/2024	18:53	67.0		88.0	47.9
29/08/2024	18:58	68.9		72.7	49.1
		Mean	70.3		
		Maximum	71.7		
		Minimum	67.8		

Date	Start Time	Leq (5mins)	Leq (30mins)	L10 (5mins)	L90 (5mins)
30/08/2024	7:03	65.5		73.3	54.3
30/08/2024	7:08	65.7		74.6	52.9
30/08/2024	7:13	66.6	64.4	73.2	53.1
30/08/2024	7:18	62.9		72.4	52.8
30/08/2024	7:23	61.2		73.1	53.7
30/08/2024	7:28	61.2		73.5	52.9
30/08/2024	7:33	65.9		73.7	53.2
30/08/2024	7:38	61.7		74.1	53.5
30/08/2024	7:43	68.8	68.2	72.7	52.8
30/08/2024	7:48	70.2		73.7	53.1
30/08/2024	7:53	69.3		72.9	53.2
30/08/2024	7:58	68.7		73.2	53.3
30/08/2024	8:03	68.5		73.6	53.5
30/08/2024	8:08	69.1		73.5	52.7
30/08/2024	8:13	68.7	68.9	74.2	54.2
30/08/2024	8:18	68.5		75.9	54.6
30/08/2024	8:23	69.1		74.5	54.4
30/08/2024	8:28	69.5		74.8	53.8
30/08/2024	8:33	72.0		74.6	53.5
30/08/2024	8:38	71.2		74.2	52.9
30/08/2024	8:43	69.4	70.6	74.7	53.9
30/08/2024	8:48	70.6		74.9	54.0
30/08/2024	8:53	70.3		74.3	53.0
30/08/2024	8:58	69.8		73.6	53.4
30/08/2024	9:03	69.5		74.4	52.8
30/08/2024	9:08	69.4		73.0	51.9
30/08/2024	9:13	69.1	69.6	73.7	52.4
30/08/2024	9:18	69.5		75.2	53.5
30/08/2024	9:23	70.6		74.5	52.9
30/08/2024	9:28	69.1		76.2	54.6
30/08/2024	9:33	69.4		75.1	53.5
30/08/2024	9:38	70.0		73.8	52.4
30/08/2024	9:43	69.8	70.3	74.0	53.3
30/08/2024	9:48	71.0		72.2	52.4
30/08/2024	9:53	71.0		73.5	53.4
30/08/2024	9:58	70.1		74.5	54.3
30/08/2024	10:03	70.3		73.7	53.2
30/08/2024	10:08	70.1		73.1	52.3
30/08/2024	10:13	69.5	70.0	74.2	53.0
30/08/2024	10:18	69.9		74.8	52.9
30/08/2024	10:23	70.5		73.0	52.8
30/08/2024	10:28	69.5		75.9	52.8
30/08/2024	10:33	69.4		75.2	53.5
30/08/2024	10:38	69.6		74.2	53.4
30/08/2024	10:43	69.3	69.4	75.5	53.8
30/08/2024	10:48	69.4		74.5	53.0
30/08/2024	10:53	69.2		73.0	52.1
30/08/2024	10:58	69.3		73.5	52.8
30/08/2024	11:03	70.7		73.5	53.4
30/08/2024	11:08	70.2		75.8	54.0
30/08/2024	11:13	71.0	70.3	73.8	54.1
30/08/2024	11:18	69.1		72.9	52.6
30/08/2024	11:23	70.7		71.9	52.6
30/08/2024	11:28	69.6		72.0	52.5
30/08/2024	11:37	71.0		80.6	52.1
30/08/2024	11:42	75.5		79.1	53.3
30/08/2024	11:47	71.0	74.3	75.5	59.9
30/08/2024	11:52	71.2		76.6	56.2
30/08/2024	11:57	75.1		80.9	58.9
30/08/2024	12:02	77.4		73.9	55.4
30/08/2024	12:07	72.8		75.2	54.3
30/08/2024	12:12	70.3		71.3	57.0
30/08/2024	12:17	71.5	72.9	72.0	53.0
30/08/2024	12:22	73.9		74.9	54.6
30/08/2024	12:27	70.8		71.3	57.4
30/08/2024	12:32	75.6		77.0	57.9
30/08/2024	12:37	72.3		73.3	60.9
30/08/2024	12:42	78.0		78.5	54.9
30/08/2024	12:47	74.4	77.3	75.5	58.0
30/08/2024	12:52	78.1		80.2	62.0
30/08/2024	12:57	78.7		79.5	68.1
30/08/2024	13:02	79.0		84.9	66.0
30/08/2024	13:07	80.0		83.3	57.9
30/08/2024	13:12	74.1		74.8	61.1
30/08/2024	13:17	73.5	75.8	75.6	62.1
30/08/2024	13:22	73.0		77.3	57.2
30/08/2024	13:27	74.7		78.5	57.3
30/08/2024	13:32	74.7		78.7	59.4
30/08/2024	13:37	75.6		80.5	63.6
30/08/2024	13:42	76.2		80.9	61.8
30/08/2024	13:47	76.7	75.2	80.6	57.9
30/08/2024	13:52	74.6		78.8	56.3
30/08/2024	13:57	74.9		78.5	57.2
30/08/2024	14:02	72.1		76.4	53.3
30/08/2024	14:07	74.0		77.6	55.2
30/08/2024	14:12	73.6		77.9	57.6
30/08/2024	14:17	75.1	74.1	78.9	57.2
30/08/2024	14:22	75.9		80.5	57.6
30/08/2024	14:27	72.6		76.0	55.1
30/08/2024	14:32	72.6		77.5	55.8
30/08/2024	14:37	73.1		77.3	57.4
30/08/2024	14:42	73.4		76.9	59.0
30/08/2024	14:47	72.7	73.3	76.6	58.3
30/08/2024	14:52	73.2		77.5	56.4
30/08/2024	14:57	72.5		76.5	56.8
30/08/2024	15:02	74.6		78.8	58.2
30/08/2024	15:07	73.9		77.9	56.3
30/08/2024	15:12	72.9		77.8	53.8
30/08/2024	15:17	74.6	74.1	77.8	59.6
30/08/2024	15:22	73.7		78.0	54.6
30/08/2024	15:27	74.3		78.5	53.5
30/08/2024	15:32	74.8		78.9	52.9
30/08/2024	15:37	74.3		77.8	52.1
30/08/2024	15:42	72.3		75.9	51.5
30/08/2024	15:47	72.3	73.9	76.8	55.7
30/08/2024	15:52	73.9		76.7	53.4
30/08/2024	15:57	75.7		79.3	53.9
30/08/2024	16:02	74.2		78.6	57.6
30/08/2024	16:07	75.2		78.8	60.3
30/08/2024	16:12	75.2		78.7	59.1
30/08/2024	16:17	76.7	76.1	78.6	56.5
30/08/2024	16:22	78.0		80.0	58.2
30/08/2024	16:27	76.8		80.2	59.5
30/08/2024	16:32	73.0		77.8	55.3
30/08/2024	16:37	74.0		78.5	58.4
30/08/2024	16:42	74.0		78.1	58.7
30/08/2024	16:47	72.9	73.7	76.6	55.5
30/08/2024	16:52	74.8		78.8	53.0
30/08/2024	16:57	72.9		77.1	57.5
30/08/2024	17:02	73.3		77.7	60.5
30/08/2024	17:07	72.6		77.9	54.5
30/08/2024	17:12	74.6		78.5	56.2
30/08/2024	17:17	71.5	74.2	76.0	51.5
30/08/2024	17:22	75.9		77.7	57.1
30/08/2024	17:27	74.5		76.2	53.3
30/08/2024	17:32	74.6		77.6	52.2
30/08/2024	17:37	73.4		78.0	55.7
30/08/2024	17:42	72.1		76.4	51.0
30/08/2024	17:47	71.6	72.6	76.0	52.5
30/08/2024	17:52	72.8		76.7	55.7
30/08/2024	17:57	73.1		77.2	56.4
30/08/2024	18:02	72.6		76.2	53.6
30/08/2024	18:07	72.5		76.7	52.5
30/08/2024	18:12	70.4		74.8	51.9
30/08/2024	18:17	72.2	71.8	77.5	53.7
30/08/2024	18:22	71.0		74.7	50.4
30/08/2024	18:27	73.3		77.3	52.7
30/08/2024	18:32	70.6		74.6	49.1
30/08/2024	18:37	71.0		75.5	48.3
30/08/2024	18:42	71.0		75.6	48.8
30/08/2024	18:47	69.6		74.0	46.9
30/08/2024	18:52	70.1		75.1	50.3
30/08/2024	18:57	71.0		75.2	51.7
		Mean	72.2		
		Maximum	77.3		
		Minimum	64.4		

Station: CM11

Date	Start Time	Leq (5mins)	Leq (30mins)	L10 (5mins)	L90 (5mins)
31/08/2024	7:02	73.1		77.6	55.4
31/08/2024	7:07	75.9		77.8	51.2
31/08/2024	7:12	75.1	74.6	78.9	56.8
31/08/2024	7:17	74.8		79.3	52.9
31/08/2024	7:22	74.9		78.1	52.9
31/08/2024	7:27	73.4		78.0	52.2
31/08/2024	7:32	75.0		77.9	57.3
31/08/2024	7:37	72.8		76.9	50.8
31/08/2024	7:42	73.8	74.2	77.2	52.0
31/08/2024	7:47	72.5		76.3	53.6
31/08/2024	7:52	74.1		76.6	49.1
31/08/2024	7:57	75.8		79.1	56.6
31/08/2024	8:02	76.5		78.8	54.5
31/08/2024	8:07	72.7		77.2	57.6
31/08/2024	8:12	74.9	74.5	78.5	56.7
31/08/2024	8:17	74.9		78.5	60.9
31/08/2024	8:22	73.9		76.4	52.9
31/08/2024	8:27	72.9		75.8	52.7
31/08/2024	8:32	73.1		77.3	53.6
31/08/2024	8:37	73.9		77.9	52.9
31/08/2024	8:42	72.4	73.4	77.1	53.3
31/08/2024	8:47	72.5		77.7	53.6
31/08/2024	8:52	73.2		77.4	52.8
31/08/2024	8:57	74.8		77.6	54.8
31/08/2024	9:02	73.0		77.4	54.4
31/08/2024	9:07	72.6		77.4	52.6
31/08/2024	9:12	72.2	73.4	76.7	55.2
31/08/2024	9:17	72.7		77.2	54.3
31/08/2024	9:22	72.8		77.1	52.4
31/08/2024	9:27	76.0		78.6	56.5
31/08/2024	9:32	72.2		76.4	54.8
31/08/2024	9:37	75.9		80.5	52.7
31/08/2024	9:42	75.3	73.9	78.2	54.7
31/08/2024	9:47	71.6		76.1	53.1
31/08/2024	9:52	73.5		76.9	53.2
31/08/2024	9:57	72.9		77.6	54.1
31/08/2024	10:02	74.2		77.7	52.9
31/08/2024	10:07	74.7		78.2	53.8
31/08/2024	10:12	73.7	75.0	77.4	53.6
31/08/2024	10:17	76.5		80.3	56.1
31/08/2024	10:22	75.4		79.4	57.5
31/08/2024	10:27	74.8		78.6	57.7
31/08/2024	10:32	75.3		79.0	56.9
31/08/2024	10:37	72.5		77.3	53.4
31/08/2024	10:42	73.2	74.2	77.9	55.6
31/08/2024	10:47	74.5		78.7	58.7
31/08/2024	10:52	75.0		77.7	54.0
31/08/2024	10:57	73.8		78.0	55.1
31/08/2024	11:02	74.1		77.6	54.6
31/08/2024	11:07	73.8		77.3	54.3
31/08/2024	11:12	71.7	74.3	75.9	52.9
31/08/2024	11:17	72.8		77.5	51.9
31/08/2024	11:22	73.3		77.2	53.6
31/08/2024	11:27	77.4		79.0	55.4
31/08/2024	11:32	74.1		77.6	54.6
31/08/2024	11:37	73.1		76.6	53.0
31/08/2024	11:42	72.2	73.7	76.9	51.9
31/08/2024	11:47	71.6		76.3	50.2
31/08/2024	11:52	74.3		77.6	49.6
31/08/2024	11:57	75.7		78.2	52.4
31/08/2024	12:02	73.1		78.0	53.3
31/08/2024	12:07	73.3		77.3	54.6
31/08/2024	12:12	73.4	74.2	77.9	54.1
31/08/2024	12:17	72.6		76.6	57.0
31/08/2024	12:22	77.4		78.5	54.2
31/08/2024	12:27	73.3		77.1	54.6
31/08/2024	12:32	77.2		81.3	59.6
31/08/2024	12:37	71.8		75.7	56.2
31/08/2024	12:42	72.5	75.1	76.3	52.0
31/08/2024	12:47	74.9		78.5	55.1
31/08/2024	12:52	73.4		78.1	53.3
31/08/2024	12:57	77.4		77.9	54.6
31/08/2024	13:02	72.8		77.3	52.6
31/08/2024	13:07	75.0		79.3	57.6
31/08/2024	13:12	72.6	74.1	76.9	55.5
31/08/2024	13:17	73.2		76.4	55.9
31/08/2024	13:22	74.1		78.2	58.7
31/08/2024	13:27	76.0		79.5	58.8
31/08/2024	13:32	73.3		77.5	52.7
31/08/2024	13:37	71.6		76.0	53.2
31/08/2024	13:42	74.1	73.4	76.6	52.9
31/08/2024	13:47	74.3		78.4	56.8
31/08/2024	13:52	73.3		78.0	53.5
31/08/2024	13:57	73.2		77.4	53.8
31/08/2024	14:02	75.0		79.4	57.3
31/08/2024	14:07	71.7		76.0	54.2
31/08/2024	14:12	72.8	73.6	76.9	57.4
31/08/2024	14:17	73.4		77.5	54.1
31/08/2024	14:22	75.0		78.2	55.9
31/08/2024	14:27	72.5		76.7	55.1
31/08/2024	14:32	73.8		77.9	54.0
31/08/2024	14:37	74.1		77.1	53.5
31/08/2024	14:42	70.0	72.9	75.0	54.4
31/08/2024	14:47	70.8		75.2	53.3
31/08/2024	14:52	72.9		77.6	54.3
31/08/2024	14:57	74.2		78.7	55.4
31/08/2024	15:02	71.2		76.5	53.3
31/08/2024	15:07	71.9		76.7	56.8
31/08/2024	15:12	73.6	72.4	77.1	54.5
31/08/2024	15:17	73.0		77.7	54.5
31/08/2024	15:22	71.1		75.2	52.8
31/08/2024	15:27	73.1		78.0	52.4
31/08/2024	15:32	71.5		75.8	52.6
31/08/2024	15:37	75.2		78.9	57.8
31/08/2024	15:42	72.6	73.5	76.7	53.5
31/08/2024	15:47	73.9		78.4	52.0
31/08/2024	15:52	72.5		77.2	53.8
31/08/2024	15:57	74.0		77.1	55.6
31/08/2024	16:02	78.2		79.2	53.9
31/08/2024	16:07	70.3		75.2	53.5
31/08/2024	16:12	72.9	74.2	77.5	53.9
31/08/2024	16:17	74.4		78.3	58.1
31/08/2024	16:22	72.4		76.5	53.6
31/08/2024	16:27	72.0		76.3	55.1
31/08/2024	16:32	72.5		77.4	56.4
31/08/2024	16:37	72.8		76.6	55.9
31/08/2024	16:42	70.9	73.0	75.5	55.4
31/08/2024	16:47	76.0		78.3	56.0
31/08/2024	16:52	72.0		77.0	51.5
31/08/2024	16:57	71.8		76.1	54.1
31/08/2024	17:02	71.6		76.2	52.1
31/08/2024	17:07	72.2		77.3	52.3
31/08/2024	17:12	72.2	72.0	76.2	55.6
31/08/2024	17:17	72.3		75.7	53.1
31/08/2024	17:22	71.9		76.8	52.2
31/08/2024	17:27	71.7		75.7	55.4
31/08/2024	17:32	72.8		77.3	54.8
31/08/2024	17:37	73.8		77.1	50.8
31/08/2024	17:42	70.4	72.1	74.4	53.4
31/08/2024	17:47	70.8		75.6	51.0
31/08/2024	17:52	71.1		75.4	54.1
31/08/2024	17:57	72.6		77.2	54.0
31/08/2024	18:02	69.7		75.7	48.1
31/08/2024	18:07	70.8		76.0	50.1
31/08/2024	18:12	71.1	70.6	74.4	47.7
31/08/2024	18:17	71.6		76.3	55.3
31/08/2024	18:22	69.7		74.3	50.8
31/08/2024	18:27	70.3		74.3	52.4
31/08/2024	18:32	69.2		74.2	51.2
31/08/2024	18:37	69.8		74.1	52.7
31/08/2024	18:42	68.9	70.8	74.6	47.8
31/08/2024	18:47	71.3		75.7	50.5
31/08/2024	18:52	74.1		76.7	46.6
31/08/2024	18:57	68.4		73.7	46.2
		Mean	73.5		
		Maximum	75.1		
		Minimum	70.6		

Date	Start Time	Leq (5mins)	Leq (30mins)	L10 (5mins)	L90 (5mins)
1/09/2024	7:02	70.9		74.1	46.9
1/09/2024	7:07	71.8		74.7	48.2
1/09/2024	7:12	70.3	70.3	74.4	49.8
1/09/2024	7:17	66.0		69.1	44.3
1/09/2024	7:22	71.7		76.9	49.2
1/09/2024	7:27	68.9		73.9	47.6
1/09/2024	7:32	67.8		72.1	46.4
1/09/2024	7:37	71.3		75.9	49.8
1/09/2024	7:42	68.0	70.4	71.6	46.1
1/09/2024	7:47	71.0		75.8	50.4
1/09/2024	7:52	69.7		74.5	46.5
1/09/2024	7:57	72.6		76.6	51.3
1/09/2024	8:02	69.0		73.7	46.5
1/09/2024	8:07	69.8		74.1	46.7
1/09/2024	8:12	72.8	70.5	73.9	47.5
1/09/2024	8:17	68.6		73.4	44.4
1/09/2024	8:22	70.6		74.9	50.9
1/09/2024	8:27	70.6		75.6	47.7
1/09/2024	8:32	68.9		72.4	47.2
1/09/2024	8:37	71.5		76.0	48.8
1/09/2024	8:42	70.9	70.2	74.8	48.7
1/09/2024	8:47	71.0		74.5	46.9
1/09/2024	8:52	68.9		72.2	44.8
1/09/2024	8:57	69.0		73.9	47.1
1/09/2024	9:02	68.2		73.0	45.7
1/09/2024	9:07	70.8		75.9	47.6
1/09/2024	9:12	69.5	70.1	73.3	46.0
1/09/2024	9:17	70.5		74.8	47.1
1/09/2024	9:22	71.3		74.8	48.6
1/09/2024	9:27	69.8		74.1	48.1
1/09/2024	9:32	69.4		74.2	47.9
1/09/2024	9:37	70.7		74.8	51.3
1/09/2024	9:42	71.9	70.2	76.1	52.0
1/09/2024	9:47	69.4		72.7	46.1
1/09/2024	9:52	69.1		73.1	48.5
1/09/2024	9:57	70.2		74.2	47.5
1/09/2024	10:02	70.9		75.4	48.4
1/09/2024	10:07	71.8		75.7	49.0
1/09/2024	10:12	72.5	72.0	76.1	52.3
1/09/2024	10:17	73.1		75.8	50.0
1/09/2024	10:22	71.7		75.8	48.8
1/09/2024	10:27	71.4		75.8	50.1
1/09/2024	10:32	70.7		75.2	49.7
1/09/2024	10:37	72.1		76.2	51.5
1/09/2024	10:42	72.8	71.0	76.3	47.0
1/09/2024	10:47	69.1		73.9	48.5
1/09/2024	10:52	69.9		73.6	47.0
1/09/2024	10:57	70.0		74.9	48.7
1/09/2024	11:02	70.1		73.9	49.0
1/09/2024	11:07	71.8		75.5	47.9
1/09/2024	11:12	68.8	70.8	73.8	46.1
1/09/2024	11:17	71.6		75.8	50.7
1/09/2024	11:22	71.0		75.4	49.9
1/09/2024	11:27	71.0		75.9	47.4
1/09/2024	11:32	70.5		75.0	47.1
1/09/2024	11:37	71.0		75.2	50.4
1/09/2024	11:42	68.9	70.9	73.3	46.9
1/09/2024	11:47	71.0		75.3	50.9
1/09/2024	11:52	70.6		75.4	50.1
1/09/2024	11:57	72.4		77.1	48.4
1/09/2024	12:02	69.8		73.5	48.4
1/09/2024	12:07	73.0		73.9	47.2
1/09/2024	12:12	70.6	71.1	75.4	48.9
1/09/2024	12:17	70.3		73.4	48.5
1/09/2024	12:22	71.8		76.4	53.7
1/09/2024	12:27	70.0		75.1	48.5
1/09/2024	12:32	69.6		74.7	47.8
1/09/2024	12:37	70.2		75.1	47.5
1/09/2024	12:42	70.5	70.7	75.0	51.8
1/09/2024	12:47	71.1		76.1	47.4
1/09/2024	12:52	70.8		75.7	47.9
1/09/2024	12:57	71.9		74.4	49.1
1/09/2024	13:02	68.9		74.3	48.6
1/09/2024	13:07	71.6		76.6	48.6
1/09/2024	13:12	71.1	70.3	75.9	47.8
1/09/2024	13:17	68.6		73.4	48.4
1/09/2024	13:22	70.2		75.4	47.3
1/09/2024	13:27	70.6		76.0	49.5
1/09/2024	13:32	72.1		76.7	50.4
1/09/2024	13:37	72.1		76.4	48.1
1/09/2024	13:42	71.0	71.5	75.9	48.2
1/09/2024	13:47	71.6		75.5	51.8
1/09/2024	13:52	71.7		75.7	46.9
1/09/2024	13:57	70.5		75.2	50.3
1/09/2024	14:02	71.3		76.5	49.3
1/09/2024	14:07	69.5		74.6	49.3
1/09/2024	14:12	70.5	70.7	74.5	49.2
1/09/2024	14:17	70.4		75.3	50.3
1/09/2024	14:22	71.1		75.6	49.0
1/09/2024	14:27	71.1		75.3	52.0
1/09/2024	14:32	70.7		74.7	49.7
1/09/2024	14:37	69.8		74.7	48.3
1/09/2024	14:42	70.6	70.6	75.7	48.7
1/09/2024	14:47	70.5		75.0	50.3
1/09/2024	14:52	69.6		73.9	49.7
1/09/2024	14:57	71.8		76.0	51.4
1/09/2024	15:02	70.6		74.9	51.9
1/09/2024	15:07	71.4		75.8	50.5
1/09/2024	15:12	68.3	70.7	72.1	49.1
1/09/2024	15:17	71.5		75.7	50.9
1/09/2024	15:22	70.1		74.6	49.6
1/09/2024	15:27	71.3		75.7	49.6
1/09/2024	15:32	71.0		76.6	53.1
1/09/2024	15:37	69.4		74.6	49.1
1/09/2024	15:42	71.9	70.8	74.4	50.9
1/09/2024	15:47	71.6		76.7	49.1
1/09/2024	15:52	69.8		73.3	49.8
1/09/2024	15:57	70.8		75.7	51.9
1/09/2024	16:02	71.0		75.8	50.0
1/09/2024	16:07	70.5		74.9	51.0
1/09/2024	16:12	74.0	71.9	77.3	53.3
1/09/2024	16:17	71.3		76.9	52.2
1/09/2024	16:22	70.6		75.7	48.6
1/09/2024	16:27	72.7		75.8	51.6
1/09/2024	16:32	70.7		75.3	51.3
1/09/2024	16:37	71.3		75.0	51.9
1/09/2024	16:42	67.8	70.3	73.1	48.4
1/09/2024	16:47	71.6		75.4	52.7
1/09/2024	16:52	68.8		73.0	49.2
1/09/2024	16:57	70.2		74.5	49.5
1/09/2024	17:02	71.7		76.4	52.9
1/09/2024	17:07	70.5		75.3	50.8
1/09/2024	17:12	70.2	71.0	75.0	49.4
1/09/2024	17:17	71.1		76.1	48.9
1/09/2024	17:22	71.8		75.7	50.9
1/09/2024	17:27	70.4		75.5	50.4
1/09/2024	17:32	71.9		75.5	48.2
1/09/2024	17:37	69.5		74.5	48.4
1/09/2024	17:42	70.6	70.2	75.8	48.6
1/09/2024	17:47	69.4		74.0	49.4
1/09/2024	17:52	67.7		73.0	46.3
1/09/2024	17:57	70.9		75.8	48.6
1/09/2024	18:02	69.4		74.4	49.7
1/09/2024	18:07	69.5		74.3	46.8
1/09/2024	18:12	69.0	71.4	73.2	47.1
1/09/2024	18:17	70.4		75.2	48.2
1/09/2024	18:22	70.7		75.7	48.2
1/09/2024	18:27	75.3		76.1	47.5
1/09/2024	18:32	68.5		73.8	46.3
1/09/2024	18:37	69.5		75.0	47.0
1/09/2024	18:42	68.9	70.1	72.5	46.1
1/09/2024	18:47	69.9		74.0	48.4
1/09/2024	18:52	69.4		72.5	52.5
1/09/2024	18:57	72.8		76.1	50.2
		Mean	70.7		
		Maximum	72.0		
		Minimum	70.1		

Station: CM11

Date	Start Time	Leq (5mins)	Leq (30mins)	L10 (5mins)	L90 (5mins)
2/09/2024	7:02	73.4		77.9	54.4
2/09/2024	7:07	74.6		78.2	57.3
2/09/2024	7:12	76.3	74.5	78.3	65.7
2/09/2024	7:17	72.7		77.2	65.3
2/09/2024	7:22	74.0		77.8	65.2
2/09/2024	7:27	74.8		78.3	65.0
2/09/2024	7:32	72.7		76.2	64.9
2/09/2024	7:37	74.3		79.0	64.9
2/09/2024	7:42	74.3	73.9	78.5	53.4
2/09/2024	7:47	74.0		78.7	56.4
2/09/2024	7:52	74.1		78.7	59.4
2/09/2024	7:57	73.5		77.3	55.1
2/09/2024	8:02	74.8		77.1	53.5
2/09/2024	8:07	74.6		77.4	56.8
2/09/2024	8:12	72.2	73.8	76.6	54.5
2/09/2024	8:17	73.6		78.3	57.5
2/09/2024	8:22	73.9		77.7	54.9
2/09/2024	8:27	72.9		77.3	56.1
2/09/2024	8:32	73.0		77.5	54.2
2/09/2024	8:37	72.9		76.9	53.0
2/09/2024	8:42	73.7	74.2	78.0	52.8
2/09/2024	8:47	74.7		78.9	57.6
2/09/2024	8:52	76.5		79.2	57.3
2/09/2024	8:57	73.5		77.7	59.1
2/09/2024	9:02	73.4		77.1	51.9
2/09/2024	9:07	72.9		77.3	52.1
2/09/2024	9:12	74.9	74.6	79.5	55.9
2/09/2024	9:17	75.4		78.8	61.1
2/09/2024	9:22	75.7		76.2	53.3
2/09/2024	9:27	74.4		78.9	58.2
2/09/2024	9:32	76.1		78.0	53.4
2/09/2024	9:37	74.3		77.2	53.1
2/09/2024	9:42	74.7	74.1	78.7	55.0
2/09/2024	9:47	73.6		76.9	54.9
2/09/2024	9:52	71.7		76.3	53.6
2/09/2024	9:57	72.5		76.1	55.3
2/09/2024	10:02	71.5		75.3	52.5
2/09/2024	10:07	72.8		77.3	52.9
2/09/2024	10:12	74.2	74.7	77.8	55.0
2/09/2024	10:17	75.7		79.6	56.3
2/09/2024	10:22	75.0		78.7	52.3
2/09/2024	10:27	77.0		77.5	57.7
2/09/2024	10:32	73.3		76.9	56.2
2/09/2024	10:37	73.4		77.2	56.2
2/09/2024	10:42	75.1	74.4	77.9	52.0
2/09/2024	10:47	74.4		77.5	53.8
2/09/2024	10:52	75.6		78.3	52.4
2/09/2024	10:57	73.8		77.3	52.8
2/09/2024	11:02	73.9		78.0	56.6
2/09/2024	11:07	73.9		77.2	53.1
2/09/2024	11:12	74.9	73.8	79.6	53.3
2/09/2024	11:17	74.2		78.3	58.7
2/09/2024	11:22	72.8		77.3	54.9
2/09/2024	11:27	72.8		76.5	52.8
2/09/2024	11:32	72.3		76.8	53.3
2/09/2024	11:37	75.7		78.0	56.2
2/09/2024	11:46	74.0	74.4	77.9	54.7
2/09/2024	11:51	76.8		79.9	59.1
2/09/2024	11:56	72.8		76.9	53.2
2/09/2024	12:01	73.0		77.7	51.6
2/09/2024	12:06	72.4		75.7	53.3
2/09/2024	12:11	74.5		78.4	51.8
2/09/2024	12:16	74.0	74.2	78.1	54.3
2/09/2024	12:21	77.2		77.4	51.6
2/09/2024	12:26	72.4		77.0	50.3
2/09/2024	12:31	72.8		77.3	51.8
2/09/2024	12:36	73.5		77.6	52.3
2/09/2024	12:41	73.5		77.5	54.4
2/09/2024	12:46	73.8	74.0	77.0	52.9
2/09/2024	12:51	73.2		77.1	52.7
2/09/2024	12:56	75.6		77.9	52.3
2/09/2024	13:01	73.7		78.3	52.1
2/09/2024	13:06	72.5		76.7	52.5
2/09/2024	13:11	75.1		79.5	56.3
2/09/2024	13:16	75.0	74.1	79.2	53.6
2/09/2024	13:21	75.6		78.5	59.7
2/09/2024	13:26	71.5		75.8	55.3
2/09/2024	13:31	73.6		78.0	56.1
2/09/2024	13:36	72.3		77.0	56.1
2/09/2024	13:41	73.1		78.1	55.5
2/09/2024	13:46	73.4	72.7	76.9	53.7
2/09/2024	13:51	72.2		76.4	54.8
2/09/2024	13:56	71.9		75.2	54.2
2/09/2024	14:01	73.0		77.6	56.9
2/09/2024	14:06	74.8		79.2	54.6
2/09/2024	14:11	73.7		77.6	53.6
2/09/2024	14:16	72.7	73.7	77.4	55.7
2/09/2024	14:21	72.5		76.7	56.7
2/09/2024	14:26	73.4		76.6	55.0
2/09/2024	14:31	74.8		78.8	57.1
2/09/2024	14:36	71.1		74.7	53.5
2/09/2024	14:41	73.9		77.6	55.6
2/09/2024	14:46	73.4	73.4	77.2	53.0
2/09/2024	14:51	75.3		77.9	54.7
2/09/2024	14:56	72.5		76.5	53.7
2/09/2024	15:01	73.3		77.7	54.0
2/09/2024	15:06	75.1		78.7	57.5
2/09/2024	15:11	69.9		74.3	52.7
2/09/2024	15:16	74.6	73.2	78.5	58.9
2/09/2024	15:21	73.5		77.6	53.9
2/09/2024	15:26	71.8		76.5	53.4
2/09/2024	15:31	72.4		76.5	53.0
2/09/2024	15:36	73.2		77.4	54.8
2/09/2024	15:41	73.1		77.0	57.0
2/09/2024	15:46	72.7	72.7	76.9	58.3
2/09/2024	15:51	73.4		77.6	57.3
2/09/2024	15:56	72.0		76.4	56.5
2/09/2024	16:01	71.6		75.9	53.4
2/09/2024	16:06	72.4		76.9	54.1
2/09/2024	16:11	73.4		77.0	55.0
2/09/2024	16:16	72.6	73.1	76.5	54.1
2/09/2024	16:21	72.5		76.2	56.6
2/09/2024	16:26	74.8		78.8	57.6
2/09/2024	16:31	72.6		76.6	53.8
2/09/2024	16:36	73.5		77.3	56.1
2/09/2024	16:41	74.8		78.0	56.3
2/09/2024	16:46	70.7	73.1	75.0	55.1
2/09/2024	16:51	72.3		76.6	55.6
2/09/2024	16:56	72.9		77.1	54.7
2/09/2024	17:01	73.3		77.7	55.3
2/09/2024	17:06	72.8		76.9	56.1
2/09/2024	17:11	70.5		74.4	52.5
2/09/2024	17:16	74.4	72.9	77.4	54.7
2/09/2024	17:21	72.3		76.3	58.3
2/09/2024	17:26	72.5		76.4	56.0
2/09/2024	17:31	74.1		76.4	55.9
2/09/2024	17:36	72.7		75.7	53.2
2/09/2024	17:41	74.1		77.4	59.0
2/09/2024	17:46	71.1	72.8	75.9	54.6
2/09/2024	17:51	72.5		75.4	54.0
2/09/2024	17:56	73.4		77.3	54.8
2/09/2024	18:01	72.3		76.1	53.6
2/09/2024	18:06	70.5		74.4	55.2
2/09/2024	18:11	70.3		74.9	53.3
2/09/2024	18:16	72.6	71.6	77.0	55.0
2/09/2024	18:21	71.8		76.0	51.7
2/09/2024	18:26	70.1		75.3	51.7
2/09/2024	18:31	73.1		76.7	52.1
2/09/2024	18:36	70.3		75.6	49.9
2/09/2024	18:41	69.9		75.0	51.0
2/09/2024	18:46	73.3		76.2	53.4
2/09/2024	18:51	70.3		74.3	49.7
2/09/2024	18:56	71.5		76.4	50.1
		Mean	73.6		
		Maximum	74.7		
		Minimum	71.6		

Date	Start Time	Leq (5mins)	Leq (30mins)	L10 (5mins)	L90 (5mins)
3/09/2024	7:01	71.2		75.5	47.0
3/09/2024	7:06	71.1		76.2	47.0
3/09/2024	7:11	72.1	71.9	76.8	49.9
3/09/2024	7:16	73.2		81.0	50.0
3/09/2024	7:21	73.3		75.6	48.8
3/09/2024	7:26	69.3		74.3	47.6
3/09/2024	7:31	76.9		81.1	49.9
3/09/2024	7:36	72.3		76.5	47.7
3/09/2024	7:41	69.5	74.3	73.8	47.2
3/09/2024	7:46	76.8		81.3	50.8
3/09/2024	7:51	74.5		78.1	51.0
3/09/2024	7:56	70.8		74.3	46.8
3/09/2024	8:01	71.2		75.3	46.2
3/09/2024	8:06	71.2		76.0	48.0
3/09/2024	8:11	69.5	71.0	74.0	45.2
3/09/2024	8:16	69.7		74.8	46.4
3/09/2024	8:21	72.3		72.5	45.9
3/09/2024	8:26	71.3		75.6	46.0
3/09/2024	8:31	70.6		73.0	46.0
3/09/2024	8:36	68.6		69.6	44.8
3/09/2024	8:41	68.3	69.3	71.0	46.6
3/09/2024	8:46	68.6		71.4	44.9
3/09/2024	8:51	67.3		69.3	44.6
3/09/2024	8:56	71.1		75.6	46.0
3/09/2024	9:01	66.9		70.2	43.8
3/09/2024	9:06	68.8		72.4	45.1
3/09/2024	9:11	65.8	67.7	68.8	44.2
3/09/2024	9:16	67.3		70.0	44.9
3/09/2024	9:21	68.3		69.4	44.3
3/09/2024	9:26	68.3		70.1	44.4
3/09/2024	9:31	72.6		75.6	43.8
3/09/2024	9:36	70.5		74.7	45.5
3/09/2024	9:41	79.1	73.2	81.2	45.3
3/09/2024	9:46	65.0		67.0	43.8
3/09/2024	9:51	67.5		70.6	44.8
3/09/2024	9:56	67.9		71.4	43.9
3/09/2024	10:01	70.5		71.5	44.4
3/09/2024	10:06	68.7		72.8	42.7
3/09/2024	10:11	66.4	69.6	68.6	43.2
3/09/2024	10:16	67.9		71.6	43.5
3/09/2024	10:21	67.8		69.3	44.0
3/09/2024	10:26	72.9		74.0	44.6
3/09/2024	10:31	67.0		67.8	42.8
3/09/2024	10:36	66.8		69.2	43.2
3/09/2024	10:41	68.8	67.1	69.2	44.6
3/09/2024	10:46	68.5		70.6	43.6
3/09/2024	10:51	64.9		65.3	43.2
3/09/2024	10:56	64.8		65.2	43.0
3/09/2024	11:01	63.1		64.3	43.0
3/09/2024	11:06	70.2		71.9	42.6
3/09/2024	11:11	69.6	67.6	71.8	43.5
3/09/2024	11:16	67.0		70.3	43.9
3/09/2024	11:21	64.1		64.2	43.3
3/09/2024	11:26	67.3		70.8	43.2
3/09/2024	11:31	66.7		68.5	43.1
3/09/2024	11:36	70.7		72.1	43.5
3/09/2024	11:41	67.5	69.7	68.2	42.8
3/09/2024	11:46	72.4		75.1	43.1
3/09/2024	11:51	70.1		72.7	43.9
3/09/2024	11:56	68.1		70.6	44.5
3/09/2024	12:01	63.0		66.4	43.8
3/09/2024	12:06	67.0		68.1	44.5
3/09/2024	12:11	64.1	63.7	66.3	42.4
3/09/2024	12:16	61.2		63.8	43.0
3/09/2024	12:21	63.6		64.9	42.8
3/09/2024	12:26	59.8		61.4	42.0
3/09/2024	12:31	63.0		65.0	42.6
3/09/2024	12:36	66.4		66.6	43.1
3/09/2024	12:41	72.7	67.9	74.4	42.9
3/09/2024	12:46	65.1		66.6	42.5
3/09/2024	12:51	64.4		65.7	43.1
3/09/2024	12:56	67.9		69.8	43.2
3/09/2024	13:01	68.4		69.3	42.4
3/09/2024	13:06	65.5		66.3	43.0
3/09/2024	13:11	68.0	68.1	69.2	43.8
3/09/2024	13:16	66.5		66.9	43.3
3/09/2024	13:21	68.9		69.5	44.4
3/09/2024	13:26	69.7		71.8	43.9
3/09/2024	13:31	67.8		69.5	43.6
3/09/2024	13:36	68.6		70.0	43.4
3/09/2024	13:41	67.7	66.8	69.6	43.0
3/09/2024	13:46	63.4		65.1	42.8
3/09/2024	13:51	63.8		64.0	43.0
3/09/2024	13:56	67.2		69.2	43.2
3/09/2024	14:01	64.4		66.4	42.0
3/09/2024	14:06	68.3		71.0	42.8
3/09/2024	14:11	69.4	68.1	72.9	44.7
3/09/2024	14:16	69.1		72.0	43.3
3/09/2024	14:21	69.2		70.4	44.5
3/09/2024	14:26	66.2		68.7	44.8
3/09/2024	14:31	67.5		70.2	44.5
3/09/2024	14:36	64.7		64.8	45.7
3/09/2024	14:41	68.4	71.7	70.4	48.7
3/09/2024	14:46	69.9		73.8	48.0
3/09/2024	14:51	68.8		70.1	53.0
3/09/2024	14:56	77.4		79.1	50.8
3/09/2024	15:01	71.6		75.6	50.4
3/09/2024	15:06	72.7		77.2	53.1
3/09/2024	15:11	70.7	73.2	75.5	49.0
3/09/2024	15:16	75.1		78.6	51.6
3/09/2024	15:21	74.2		78.4	51.4
3/09/2024	15:26	73.3		77.7	52.4
3/09/2024	15:31	72.6		77.4	54.0
3/09/2024	15:36	73.9		78.7	56.5
3/09/2024	15:41	74.8	74.1	78.9	53.8
3/09/2024	15:46	73.4		77.9	55.3
3/09/2024	15:51	75.4		78.6	54.7
3/09/2024	15:56	73.9		78.8	51.2
3/09/2024	16:01	74.9		77.9	51.8
3/09/2024	16:06	75.3		78.9	57.5
3/09/2024	16:11	74.6	75.2	78.5	57.3
3/09/2024	16:16	76.5		78.0	56.3
3/09/2024	16:21	74.2		78.1	52.8
3/09/2024	16:26	75.1		79.3	52.1
3/09/2024	16:31	74.6		78.8	54.6
3/09/2024	16:36	77.4		79.6	58.1
3/09/2024	16:41	75.0	75.6	79.4	55.5
3/09/2024	16:46	75.6		79.0	58.3
3/09/2024	16:51	74.5		77.0	66.2
3/09/2024	16:56	75.5		79.4	53.5
3/09/2024	17:01	74.4		78.3	59.0
3/09/2024	17:06	73.2		77.0	62.6
3/09/2024	17:11	73.6	73.7	77.1	62.8
3/09/2024	17:16	73.1		76.6	62.3
3/09/2024	17:21	74.1		77.6	63.2
3/09/2024	17:26	73.8		78.8	62.6
3/09/2024	17:31	74.4		78.1	62.6
3/09/2024	17:36	73.0		77.2	61.4
3/09/2024	17:41	73.9	74.0	78.4	62.1
3/09/2024	17:46	74.7		78.9	62.9
3/09/2024	17:51	73.3		77.4	62.0
3/09/2024	17:56	74.3		79.6	62.1
3/09/2024	18:01	73.6		77.8	58.4
3/09/2024	18:06	73.1		77.8	55.5
3/09/2024	18:11	74.9	74.1	78.7	57.4
3/09/2024	18:16	73.7		78.2	52.3
3/09/2024	18:21	75.2		78.5	53.0
3/09/2024	18:26	73.8		77.3	55.7
3/09/2024	18:31	74.8		78.5	54.0
3/09/2024	18:36	71.7		76.4	52.3
3/09/2024	18:41	73.5	73.8	78.0	59.2
3/09/2024	18:46	74.4		77.7	54.3
3/09/2024	18:51	74.1		78.5	56.0
3/09/2024	18:56	73.6		77.6	54.9
		Mean	70.9		
		Maximum	75.6		
		Minimum	63.7		

Station: CM11

Date	Start Time	Leq (5mins)	Leq (30mins)	L10 (5mins)	L90 (5mins)
4/09/2024	7:01	63.1		74.8	53.1
4/09/2024	7:06	69.4		76.3	56.4
4/09/2024	7:11	69.4	69.1	75.3	57.4
4/09/2024	7:16	70.1		79.7	56.1
4/09/2024	7:21	70.6		78.0	54.6
4/09/2024	7:26	68.9		78.8	54.9
4/09/2024	7:31	69.0		79.5	58.0
4/09/2024	7:36	71.0		77.4	58.0
4/09/2024	7:41	67.8	70.7	76.6	57.8
4/09/2024	7:46	72.9		75.4	57.9
4/09/2024	7:51	72.3		76.7	57.3
4/09/2024	7:56	68.5		74.8	53.5
4/09/2024	8:01	66.5		78.2	56.5
4/09/2024	8:06	66.2		77.2	53.2
4/09/2024	8:11	65.1	66.7	78.9	56.1
4/09/2024	8:16	66.5		78.7	53.5
4/09/2024	8:21	65.9		77.0	56.9
4/09/2024	8:26	68.8		78.1	54.8
4/09/2024	8:31	67.7		79.5	54.7
4/09/2024	8:36	69.4		80.3	58.4
4/09/2024	8:41	68.0	69.9	78.1	56.0
4/09/2024	8:46	72.3		79.6	55.3
4/09/2024	8:51	71.7		76.8	55.7
4/09/2024	8:56	67.4		77.3	56.4
4/09/2024	9:01	68.9		78.9	55.9
4/09/2024	9:06	66.4		75.9	55.4
4/09/2024	9:11	65.5	67.7	74.8	55.5
4/09/2024	9:16	64.8		73.9	55.8
4/09/2024	9:21	67.5		73.6	53.5
4/09/2024	9:26	70.5		77.8	57.5
4/09/2024	9:31	72.6		79.4	54.6
4/09/2024	9:36	72.6		74.6	55.6
4/09/2024	9:41	73.8	72.7	78.7	57.8
4/09/2024	9:46	73.0		76.1	56.0
4/09/2024	9:51	72.0		82.0	60.0
4/09/2024	9:56	72.0		83.2	57.0
4/09/2024	10:01	72.1		79.4	57.1
4/09/2024	10:06	69.6		77.4	55.6
4/09/2024	10:11	70.1	71.5	74.7	53.1
4/09/2024	10:16	73.0		83.1	56.0
4/09/2024	10:21	71.4		80.9	55.4
4/09/2024	10:26	72.1		73.7	53.1
4/09/2024	10:31	68.8		80.0	55.8
4/09/2024	10:36	71.3		76.4	52.3
4/09/2024	10:41	74.9	73.1	80.2	59.9
4/09/2024	10:46	72.1		74.7	57.1
4/09/2024	10:51	74.4		80.5	56.4
4/09/2024	10:56	74.2		81.6	56.2
4/09/2024	11:01	72.6		79.1	56.6
4/09/2024	11:06	72.5		82.6	59.5
4/09/2024	11:11	74.8	74.9	81.2	58.8
4/09/2024	11:16	73.0		81.3	60.0
4/09/2024	11:21	78.0		84.2	62.0
4/09/2024	11:26	75.4		81.9	58.4
4/09/2024	11:31	72.7		78.8	57.7
4/09/2024	11:36	74.2		82.2	55.2
4/09/2024	11:41	73.6	72.6	81.6	57.6
4/09/2024	11:46	70.9		77.9	53.9
4/09/2024	11:51	70.0		75.8	56.0
4/09/2024	11:56	72.6		78.7	54.6
4/09/2024	12:01	72.1		77.1	54.1
4/09/2024	12:06	69.9		77.2	55.9
4/09/2024	12:11	73.7	71.8	82.3	58.7
4/09/2024	12:16	71.1		77.8	56.1
4/09/2024	12:21	72.9		81.1	56.9
4/09/2024	12:26	69.8		75.5	54.8
4/09/2024	12:31	73.2		80.7	56.2
4/09/2024	12:36	77.0		81.3	58.0
4/09/2024	12:41	73.5	72.9	77.6	56.5
4/09/2024	12:46	69.8		75.0	53.8
4/09/2024	12:51	69.5		77.7	52.5
4/09/2024	12:56	67.0		76.0	54.0
4/09/2024	13:01	71.4		73.3	52.4
4/09/2024	13:06	72.5		78.9	56.5
4/09/2024	13:11	70.0	71.8	76.7	58.0
4/09/2024	13:16	71.0		79.6	58.0
4/09/2024	13:21	72.6		77.4	56.6
4/09/2024	13:26	72.7		78.2	55.7
4/09/2024	13:31	73.2		78.1	56.2
4/09/2024	13:36	74.6		79.3	57.6
4/09/2024	13:41	73.0	73.0	78.1	56.0
4/09/2024	13:46	73.3		76.3	56.3
4/09/2024	13:51	72.6		76.5	55.6
4/09/2024	13:56	70.1		78.6	55.1
4/09/2024	14:01	69.1		73.7	55.1
4/09/2024	14:06	71.7		74.1	52.7
4/09/2024	14:11	70.3	71.6	77.9	53.3
4/09/2024	14:16	72.5		78.8	54.5
4/09/2024	14:21	73.8		82.0	57.8
4/09/2024	14:26	70.9		78.6	56.9
4/09/2024	14:31	75.4		82.2	59.4
4/09/2024	14:36	72.4		77.9	59.4
4/09/2024	14:41	75.1	73.4	79.2	59.1
4/09/2024	14:46	73.4		78.8	58.4
4/09/2024	14:51	71.7		77.8	55.7
4/09/2024	14:56	69.4		78.9	55.4
4/09/2024	15:01	71.0		80.3	55.0
4/09/2024	15:06	68.0		73.2	54.0
4/09/2024	15:11	69.7		78.2	53.7
4/09/2024	15:16	72.1		83.1	60.1
4/09/2024	15:21	69.6		77.0	55.6
		Mean	71.3		
		Maximum	74.9		
		Minimum	66.7		

Date	Start Time	Leq (5mins)	Leq (30mins)	L10 (5mins)	L90 (5mins)
9/09/2024	13:16	64.6		70.7	48.6
9/09/2024	13:21	72.4		76.8	54.8
9/09/2024	13:26	77.7	75.2	80.8	57.5
9/09/2024	13:31	78.0		78.9	56.7
9/09/2024	13:36	75.0		77.9	57.2
9/09/2024	13:41	73.9		78.6	56.6
9/09/2024	13:46	75.1		78.6	58.0
9/09/2024	13:51	75.7		79.9	58.0
9/09/2024	13:56	75.6	74.6	79.4	55.4
9/09/2024	14:01	74.0		78.5	57.6
9/09/2024	14:06	72.4		76.3	62.2
9/09/2024	14:11	73.6		77.2	62.8
9/09/2024	14:16	73.4		77.9	62.9
9/09/2024	14:21	75.1		77.5	62.6
9/09/2024	14:26	72.8	73.5	77.7	60.5
9/09/2024	14:31	73.6		77.8	60.8
9/09/2024	14:36	73.2		75.6	62.1
9/09/2024	14:41	72.5		75.6	62.4
9/09/2024	14:46	74.4		78.8	62.1
9/09/2024	14:51	72.9		77.2	62.1
9/09/2024	14:56	74.3	73.8	78.5	62.5
9/09/2024	15:01	73.2		77.3	62.6
9/09/2024	15:06	74.5		78.9	54.6
9/09/2024	15:11	73.1		77.7	52.9
9/09/2024	15:16	74.0		78.4	54.6
9/09/2024	15:21	75.0		79.2	58.1
9/09/2024	15:26	73.4	74.0	77.7	56.2
9/09/2024	15:31	73.2		77.1	56.0
9/09/2024	15:36	74.4		78.1	58.1
9/09/2024	15:41	74.0		76.9	56.7
9/09/2024	15:46	75.3		79.2	57.2
9/09/2024	15:51	71.6		76.0	53.4
9/09/2024	15:56	75.9	74.4	79.6	54.9
9/09/2024	16:01	74.3		78.3	56.2
9/09/2024	16:06	74.5		78.2	60.5
9/09/2024	16:11	73.8		77.9	55.5
9/09/2024	16:16	75.2		78.8	53.9
9/09/2024	16:21	73.2		77.2	50.7
9/09/2024	16:26	74.6	74.9	78.3	58.7
9/09/2024	16:31	75.7		80.0	57.7
9/09/2024	16:36	75.1		78.8	54.3
9/09/2024	16:41	75.2		79.4	54.7
9/09/2024	16:46	72.9		77.6	52.5
9/09/2024	16:51	74.7		78.4	56.8
9/09/2024	16:56	73.5	74.2	78.5	55.4
9/09/2024	17:01	74.3		78.6	57.9
9/09/2024	17:06	74.6		78.3	59.0
9/09/2024	17:11	74.9		79.6	53.5
9/09/2024	17:16	74.4		77.7	53.6
9/09/2024	17:21	72.9		77.7	57.2
9/09/2024	17:26	74.0	74.2	78.0	58.9
9/09/2024	17:31	75.2		80.0	57.8
9/09/2024	17:36	73.6		77.7	56.7
9/09/2024	17:41	74.9		78.7	58.1
9/09/2024	17:46	73.5		77.8	55.0
9/09/2024	17:51	76.3		78.2	56.6
9/09/2024	17:56	74.8	74.6	78.4	57.4
9/09/2024	18:01	73.0		76.6	53.9
9/09/2024	18:06	73.3		77.4	51.9
9/09/2024	18:11	75.5		77.9	62.0
9/09/2024	18:16	71.0		75.2	60.5
9/09/2024	18:21	71.8		76.3	60.1
9/09/2024	18:26	73.2	72.4	76.6	57.9
9/09/2024	18:31	73.2		76.8	56.7
9/09/2024	18:36	72.5		77.1	53.0
9/09/2024	18:41	72.5		75.6	51.7
9/09/2024	18:46	72.0		76.6	50.4
9/09/2024	18:51	73.5		77.4	55.5
9/09/2024	18:56	72.1		76.2	55.1
		Mean	74.2		
		Maximum	75.2		
		Minimum	72.4		

Station: CM11

Date	Start Time	Leq (5mins)	Leq (30mins)	L10 (5mins)	L90 (5mins)
10/09/2024	7:01	73.2		77.1	55.7
10/09/2024	7:06	72.6		77.6	50.4
10/09/2024	7:11	76.6	74.8	78.0	58.5
10/09/2024	7:16	73.6		78.6	52.9
10/09/2024	7:21	75.2		78.6	56.8
10/09/2024	7:26	76.1		78.5	52.4
10/09/2024	7:31	74.9		78.7	59.9
10/09/2024	7:36	74.2		77.6	55.7
10/09/2024	7:41	74.3	74.7	78.7	54.7
10/09/2024	7:46	76.0		79.2	55.3
10/09/2024	7:51	73.5		78.0	55.2
10/09/2024	7:56	75.0		77.9	52.5
10/09/2024	8:01	75.8		78.7	57.9
10/09/2024	8:06	76.1		77.5	57.1
10/09/2024	8:11	77.3	75.5	79.9	56.7
10/09/2024	8:16	73.6		78.0	56.9
10/09/2024	8:21	75.2		77.7	52.5
10/09/2024	8:26	74.0		78.1	56.8
10/09/2024	8:31	73.3		76.8	54.7
10/09/2024	8:36	74.5		78.8	55.5
10/09/2024	8:41	72.5	73.1	76.9	53.7
10/09/2024	8:46	73.5		77.9	54.9
10/09/2024	8:51	72.1		75.9	51.9
10/09/2024	8:56	72.4		76.6	54.1
10/09/2024	9:01	74.1		79.0	52.2
10/09/2024	9:06	75.1		78.7	51.4
10/09/2024	9:11	75.4	74.8	80.1	61.6
10/09/2024	9:16	73.2		77.5	53.5
10/09/2024	9:21	74.2		78.1	57.0
10/09/2024	9:26	76.3		78.5	55.3
10/09/2024	9:31	73.8		78.0	55.9
10/09/2024	9:36	73.6		77.8	55.3
10/09/2024	9:41	75.6	74.3	79.3	54.7
10/09/2024	9:46	71.6		76.5	54.1
10/09/2024	9:51	74.3		77.9	55.6
10/09/2024	9:56	75.7		79.3	59.0
10/09/2024	10:01	74.4		78.6	53.0
10/09/2024	10:06	73.8		78.0	59.3
10/09/2024	10:11	72.8	74.3	77.2	53.8
10/09/2024	10:16	74.6		78.7	58.6
10/09/2024	10:21	73.6		77.6	55.3
10/09/2024	10:26	76.1		79.0	54.8
10/09/2024	10:31	72.2		75.9	51.7
10/09/2024	10:36	74.4		78.5	51.4
10/09/2024	10:41	78.3	75.0	81.1	62.7
10/09/2024	10:46	73.3		77.5	52.7
10/09/2024	10:51	73.6		77.6	57.5
10/09/2024	10:56	75.0		78.6	57.0
10/09/2024	11:01	76.9		79.7	52.7
10/09/2024	11:06	75.1		78.7	56.1
10/09/2024	11:11	78.0	75.2	79.9	55.7
10/09/2024	11:16	72.1		75.9	50.1
10/09/2024	11:21	73.9		77.0	50.0
10/09/2024	11:26	71.9		76.4	53.3
10/09/2024	11:31	74.5		77.7	52.9
10/09/2024	11:36	74.7		79.0	51.1
10/09/2024	11:41	75.0	74.5	78.8	53.7
10/09/2024	11:46	74.4		77.6	49.6
10/09/2024	11:51	73.4		77.7	53.0
10/09/2024	11:56	75.0		79.0	53.5
10/09/2024	12:01	75.1		78.3	51.8
10/09/2024	12:06	74.3		78.4	52.8
10/09/2024	12:11	74.3	74.4	77.8	49.4
10/09/2024	12:16	74.5		78.4	53.1
10/09/2024	12:21	74.3		78.2	50.1
10/09/2024	12:26	73.9		77.9	57.5
10/09/2024	12:31	74.4		78.7	53.3
10/09/2024	12:36	72.0		76.7	47.7
10/09/2024	12:41	73.7	73.5	78.2	52.0
10/09/2024	12:46	74.6		78.6	50.2
10/09/2024	12:51	73.2		77.7	50.4
10/09/2024	12:56	72.3		77.1	47.6
10/09/2024	13:01	72.8		77.5	52.1
10/09/2024	13:06	74.1		78.2	55.4
10/09/2024	13:11	73.8	74.1	78.8	57.1
10/09/2024	13:16	76.0		79.5	57.4
10/09/2024	13:21	71.9		75.5	53.3
10/09/2024	13:26	74.7		76.2	60.4
10/09/2024	13:31	74.8		78.6	60.4
10/09/2024	13:36	74.5		77.6	57.3
10/09/2024	13:41	75.1	74.2	79.2	55.2
10/09/2024	13:46	74.7		78.3	54.0
10/09/2024	13:51	73.0		76.5	51.8
10/09/2024	13:56	72.2		77.4	52.9
10/09/2024	14:01	74.9		78.7	55.0
10/09/2024	14:06	74.0		77.6	53.0
10/09/2024	14:11	71.7	73.5	76.0	52.0
10/09/2024	14:16	72.4		76.5	52.8
10/09/2024	14:21	73.2		77.2	51.7
10/09/2024	14:26	73.9		78.1	50.7
10/09/2024	14:31	74.9		78.0	51.4
10/09/2024	14:36	75.5		79.5	56.4
10/09/2024	14:41	74.4	74.7	78.3	58.5
10/09/2024	14:46	74.8		78.6	57.3
10/09/2024	14:51	72.9		77.6	52.6
10/09/2024	14:56	75.1		78.7	53.3
10/09/2024	15:01	74.4		78.4	53.6
10/09/2024	15:06	75.8		79.1	55.9
10/09/2024	15:11	72.6	73.8	77.4	54.0
10/09/2024	15:16	73.4		76.9	56.9
10/09/2024	15:21	72.5		76.2	55.6
10/09/2024	15:26	73.3		77.4	57.2
10/09/2024	15:31	74.8		78.3	56.2
10/09/2024	15:36	74.3		78.1	55.2
10/09/2024	15:41	72.6	74.2	76.8	56.1
10/09/2024	15:46	74.8		78.5	57.0
10/09/2024	15:51	73.3		76.9	57.5
10/09/2024	15:56	74.8		79.5	57.6
10/09/2024	16:01	73.9		78.5	52.3
10/09/2024	16:06	72.5		77.1	51.3
10/09/2024	16:11	73.9	74.0	78.1	55.7
10/09/2024	16:16	73.6		77.4	52.7
10/09/2024	16:21	75.9		78.7	55.3
10/09/2024	16:26	73.1		76.9	55.4
10/09/2024	16:31	72.9		77.7	53.9
10/09/2024	16:36	74.6		78.1	58.0
10/09/2024	16:41	73.2	74.4	77.7	54.8
10/09/2024	16:46	75.1		79.1	53.9
10/09/2024	16:51	75.4		79.3	58.8
10/09/2024	16:56	74.5		78.3	52.5
10/09/2024	17:01	76.2		80.4	56.5
10/09/2024	17:06	81.6		84.9	60.7
10/09/2024	17:11	81.4	80.0	85.9	61.5
10/09/2024	17:16	73.1		77.7	56.5
10/09/2024	17:21	83.4		87.9	60.1
10/09/2024	17:26	75.3		78.7	59.6
10/09/2024	17:31	73.7		78.0	56.2
10/09/2024	17:36	73.7		77.8	53.9
10/09/2024	17:41	75.0	73.9	78.5	55.7
10/09/2024	17:46	73.3		77.3	53.3
10/09/2024	17:51	75.0		78.7	57.0
10/09/2024	17:56	71.7		74.9	55.7
10/09/2024	18:01	69.8		76.8	53.8
10/09/2024	18:06	70.1		79.5	56.1
10/09/2024	18:11	71.5	70.6	79.1	55.5
10/09/2024	18:16	69.4		76.8	54.4
10/09/2024	18:21	71.7		78.3	55.7
10/09/2024	18:26	70.8		77.4	56.8
10/09/2024	18:31	69.5		77.7	54.5
10/09/2024	18:36	69.3		75.7	55.3
10/09/2024	18:41	69.9	69.6	76.8	52.9
10/09/2024	18:46	70.1		77.2	55.1
10/09/2024	18:51	68.6		73.5	55.6
10/09/2024	18:56	70.1		73.8	55.1
		Mean	74.2		
		Maximum	80.0		
		Minimum	69.6		

Date	Start Time	Leq (5mins)	Leq (30mins)	L10 (5mins)	L90 (5mins)
11/09/2024	7:01	60.6		73.9	54.6
11/09/2024	7:06	67.7		77.0	54.7
11/09/2024	7:11	67.1	68.7	77.8	53.1
11/09/2024	7:16	71.2		76.7	55.2
11/09/2024	7:21	67.2		76.6	56.2
11/09/2024	7:26	71.5		78.0	56.5
11/09/2024	7:31	66.6		77.0	52.6
11/09/2024	7:36	62.2		74.6	52.2
11/09/2024	7:41	59.8	62.5	78.7	52.8
11/09/2024	7:46	61.2		72.8	51.2
11/09/2024	7:51	62.1		71.9	48.1
11/09/2024	7:56	57.9		68.6	49.9
11/09/2024	8:01	64.1		76.0	51.1
11/09/2024	8:06	65.8		74.4	51.8
11/09/2024	8:11	63.2	65.3	74.6	55.2
11/09/2024	8:16	65.5		74.9	55.5
11/09/2024	8:21	64.8		76.1	52.8
11/09/2024	8:26	67.4		73.6	55.4
11/09/2024	8:31	61.0		74.3	55.0
11/09/2024	8:36	62.9		75.2	55.9
11/09/2024	8:41	65.6	64.9	76.9	54.6
11/09/2024	8:46	64.9		75.1	52.9
11/09/2024	8:51	68.3		74.3	54.3
11/09/2024	8:56	63.0		73.3	56.0
11/09/2024	9:01	65.4		73.7	54.4
11/09/2024	9:06	64.7		74.0	55.7
11/09/2024	9:11	64.8	64.0	77.2	55.8
11/09/2024	9:16	63.4		77.2	54.4
11/09/2024	9:21	61.2		72.7	51.2
11/09/2024	9:26	63.1		72.7	53.1
11/09/2024	9:31	60.7		72.3	50.7
11/09/2024	9:36	64.8		74.6	49.8
11/09/2024	9:41	68.6	66.2	76.6	54.6
11/09/2024	9:46	67.3		77.7	56.3
11/09/2024	9:51	66.8		77.1	53.8
11/09/2024	9:56	65.0		76.3	56.0
11/09/2024	10:01	70.5		73.9	56.5
11/09/2024	10:06	65.3		76.7	56.3
11/09/2024	10:11	61.4	65.4	72.7	51.4
11/09/2024	10:16	57.7		70.8	49.7
11/09/2024	10:21	64.4		70.9	48.4
11/09/2024	10:26	62.2		69.8	48.2
11/09/2024	10:31	61.2		71.9	49.2
11/09/2024	10:36	60.4		69.9	50.4
11/09/2024	10:41	62.7	63.2	72.6	47.7
11/09/2024	10:46	62.2		74.9	53.2
11/09/2024	10:51	65.8		76.3	51.8
11/09/2024	10:56	64.3		76.7	52.3
11/09/2024	11:01	64.3		74.6	55.3
11/09/2024	11:06	68.6		74.9	53.6
11/09/2024	11:11	71.3	67.9	76.9	55.3
11/09/2024	11:16	68.2		78.0	55.2
11/09/2024	11:21	67.2		72.7	51.2
11/09/2024	11:26	63.0		74.1	51.0
11/09/2024	11:31	64.9		70.9	49.9
11/09/2024	11:36	62.7		73.5	49.7
11/09/2024	11:41	63.3	66.6	73.2	50.3
11/09/2024	11:46	65.9		70.4	48.9
11/09/2024	11:51	67.8		75.5	53.8
11/09/2024	11:56	70.2		75.7	52.2
11/09/2024	12:01	71.6		73.8	53.6
11/09/2024	12:06	67.6		74.9	55.6
11/09/2024	12:11	68.9	68.9	74.3	52.9
11/09/2024	12:16	68.9		77.2	55.9
11/09/2024	12:21	69.4		77.4	52.4
11/09/2024	12:26	63.1		70.6	49.1
11/09/2024	12:31	63.1		72.6	49.1
11/09/2024	12:36	65.3		68.9	51.3
11/09/2024	12:41	64.5	64.5	68.8	49.5
11/09/2024	12:46	63.9		69.9	50.9
11/09/2024	12:51	65.0		71.8	51.0
11/09/2024	12:56	65.0		68.8	50.0
11/09/2024	13:01	71.0		75.7	54.0
11/09/2024	13:06	68.3		76.7	54.3
11/09/2024	13:11	71.6	70.6	76.9	53.6
11/09/2024	13:16	69.7		73.0	55.7
11/09/2024	13:21	70.0		75.2	55.0
11/09/2024	13:26	72.0		74.2	55.0
11/09/2024	13:31	65.0		70.2	50.0
11/09/2024	13:36	67.4		69.8	50.4
11/09/2024	13:41	64.5	66.3	69.0	48.5
11/09/2024	13:46	66.6		72.2	51.6
11/09/2024	13:51	65.5		70.0	50.5
11/09/2024	13:56	67.7		71.4	51.7
		Mean	66.1		
		Maximum	70.6		
		Minimum	62.5		

Summary of Noise Monitoring Results during 07:00 - 19:00 at CM11	
	Leq (30mins)
Mean	71.5
Maximum	80.0
Minimum	62.5

Note:

1. The Leq (5mins) values within the time slots that do not have six consecutive Leq (5mins) values are not included in calculation of Leq (30mins).
2. Data gaps appear starting from the afternoon on 4 September 2024 to the morning on 9 September 2024 during the suspension of monitoring due to the super typhoon Yagi.
3. Short periods of data gaps in tables are due to suspension of monitoring during replacement of batteries for the sound level meter.

Station: CM11

Date	Start Time	Leq (5mins)	Leq (30mins)	L10 (5mins)	L90 (5mins)
23/08/2024	19:03	70.7		75.9	54.8
23/08/2024	19:08	69.6		74.7	52.6
23/08/2024	19:13	71.1	71.1	76.2	52.7
23/08/2024	19:18	69.6		75.1	48.1
23/08/2024	19:23	73.9		77.3	52.9
23/08/2024	19:28	70.2		74.7	47.8
23/08/2024	19:33	70.5		76.0	51.4
23/08/2024	19:38	69.0		74.3	46.2
23/08/2024	19:43	72.1	71.3	76.9	52.1
23/08/2024	19:48	69.8		74.7	49.4
23/08/2024	19:53	71.6		75.5	48.7
23/08/2024	19:58	73.5		76.2	52.3
23/08/2024	20:03	68.8		73.6	47.4
23/08/2024	20:08	72.1		76.5	51.6
23/08/2024	20:13	70.1	70.7	75.1	48.0
23/08/2024	20:18	70.7		75.5	49.6
23/08/2024	20:23	72.2		75.4	51.0
23/08/2024	20:28	69.1		73.3	46.3
23/08/2024	20:33	72.8		75.8	48.0
23/08/2024	20:38	71.5		74.7	49.6
23/08/2024	20:43	72.1	71.3	76.0	49.3
23/08/2024	20:48	69.4		72.2	48.6
23/08/2024	20:53	71.0		75.6	48.7
23/08/2024	20:58	69.8		74.8	49.3
23/08/2024	21:03	68.7		72.9	48.7
23/08/2024	21:08	70.7		75.3	48.0
23/08/2024	21:13	78.7	73.1	79.9	49.9
23/08/2024	21:18	69.4		74.2	47.4
23/08/2024	21:23	69.5		75.3	50.1
23/08/2024	21:28	71.1		74.9	46.4
23/08/2024	21:33	72.5		77.2	49.1
23/08/2024	21:38	70.1		73.4	49.1
23/08/2024	21:43	69.6	70.5	74.6	48.8
23/08/2024	21:48	70.3		75.1	51.6
23/08/2024	21:53	69.8		73.8	50.1
23/08/2024	21:58	70.2		74.6	48.1
23/08/2024	22:03	70.6		75.9	48.6
23/08/2024	22:08	67.8		72.9	47.3
23/08/2024	22:13	71.2	70.5	76.3	48.1
23/08/2024	22:18	69.1		73.5	48.3
23/08/2024	22:23	72.0		75.7	48.8
23/08/2024	22:28	70.8		75.4	50.7
23/08/2024	22:33	69.7		73.5	48.6
23/08/2024	22:38	68.5		73.8	48.0
23/08/2024	22:43	70.3	70.5	74.8	49.5
23/08/2024	22:48	71.7		75.4	47.7
23/08/2024	22:53	72.3		76.4	49.2
23/08/2024	22:58	69.1		74.1	47.4
		Mean	71.1		
		Maximum	73.1		
		Minimum	70.5		

Date	Start Time	Leq (5mins)	Leq (30mins)	L10 (5mins)	L90 (5mins)
24/08/2024	19:03	72.0		75.6	52.5
24/08/2024	19:08	71.5		75.6	51.9
24/08/2024	19:13	70.3	71.2	75.1	48.5
24/08/2024	19:18	71.0		76.2	50.4
24/08/2024	19:23	71.5		75.4	48.5
24/08/2024	19:28	70.9		75.5	49.9
24/08/2024	19:33	70.5		74.8	50.4
24/08/2024	19:38	69.3		74.1	52.0
24/08/2024	19:43	69.7	70.5	75.4	49.0
24/08/2024	19:48	70.6		73.9	48.3
24/08/2024	19:53	72.4		75.6	50.7
24/08/2024	19:58	69.7		74.8	51.7
24/08/2024	20:03	70.4		75.1	49.0
24/08/2024	20:08	70.4		75.1	46.8
24/08/2024	20:13	70.5	71.4	74.0	46.9
24/08/2024	20:18	68.2		73.9	46.5
24/08/2024	20:23	75.2		77.3	50.0
24/08/2024	20:28	69.6		74.6	49.4
24/08/2024	20:33	69.8		75.1	48.5
24/08/2024	20:38	69.0		73.9	47.5
24/08/2024	20:43	71.1	69.7	75.7	48.8
24/08/2024	20:48	68.6		74.0	49.1
24/08/2024	20:53	68.4		72.9	47.1
24/08/2024	20:58	70.5		74.2	47.4
24/08/2024	21:03	74.4		78.3	46.3
24/08/2024	21:08	68.1		73.5	48.4
24/08/2024	21:13	71.1	71.0	76.1	51.8
24/08/2024	21:18	68.2		72.8	45.2
24/08/2024	21:23	70.0		75.1	46.5
24/08/2024	21:28	71.0		74.4	47.1
24/08/2024	21:33	69.3		74.7	45.7
24/08/2024	21:38	73.1		77.1	48.9
24/08/2024	21:43	72.6	71.6	73.9	51.6
24/08/2024	21:48	70.4		74.8	50.2
24/08/2024	21:53	73.0		75.5	48.4
24/08/2024	21:58	69.3		73.5	47.1
24/08/2024	22:03	72.4		76.4	47.3
24/08/2024	22:08	73.1		76.4	49.9
24/08/2024	22:13	70.7	71.6	73.4	46.8
24/08/2024	22:18	70.0		74.5	50.4
24/08/2024	22:23	71.3		75.4	49.4
24/08/2024	22:28	71.6		75.5	49.2
24/08/2024	22:33	70.6		74.5	46.8
24/08/2024	22:38	71.3		75.2	46.4
24/08/2024	22:43	69.2	70.7	73.0	46.6
24/08/2024	22:48	70.4		74.8	50.7
24/08/2024	22:53	70.1		74.4	50.2
24/08/2024	22:58	71.9		74.1	46.3
		Mean	71.0		
		Maximum	71.6		
		Minimum	69.7		

Date	Start Time	Leq (5mins)	Leq (30mins)	L10 (5mins)	L90 (5mins)
25/08/2024	19:03	68.3		70.7	53.0
25/08/2024	19:08	67.1		69.7	52.6
25/08/2024	19:13	67.3	68.3	69.3	53.6
25/08/2024	19:18	68.4		71.3	53.9
25/08/2024	19:23	68.1		70.3	53.7
25/08/2024	19:28	70.1		71.8	53.0
25/08/2024	19:33	66.0		69.2	53.2
25/08/2024	19:38	66.4		67.8	53.1
25/08/2024	19:43	69.4	67.5	70.2	53.0
25/08/2024	19:48	67.6		69.1	52.6
25/08/2024	19:53	68.6		72.1	48.6
25/08/2024	19:58	65.7		69.3	49.7
25/08/2024	20:03	70.4		72.0	48.6
25/08/2024	20:08	70.0		73.9	49.9
25/08/2024	20:13	68.8	70.6	73.7	49.1
25/08/2024	20:18	73.9		74.2	49.4
25/08/2024	20:23	68.1		73.0	49.4
25/08/2024	20:28	70.0		71.8	49.4
25/08/2024	20:33	65.7		74.4	49.6
25/08/2024	20:38	67.7		77.0	52.8
25/08/2024	20:43	69.1	67.9	77.5	53.4
25/08/2024	20:48	67.7		73.9	50.1
25/08/2024	20:53	66.5		74.8	50.0
25/08/2024	20:58	69.3		73.0	49.6
25/08/2024	21:03	69.3		73.3	49.4
25/08/2024	21:08	66.9		73.6	49.2
25/08/2024	21:13	69.8	68.5	74.2	49.7
25/08/2024	21:18	70.2		72.4	49.7
25/08/2024	21:23	67.4		74.6	50.1
25/08/2024	21:28	65.4		68.4	57.4
25/08/2024	21:33	66.7		69.3	57.3
25/08/2024	21:38	66.1		75.9	53.8
25/08/2024	21:43	65.7	68.7	73.9	50.3
25/08/2024	21:48	70.0		73.2	50.9
25/08/2024	21:53	71.3		73.4	51.0
25/08/2024	21:58	69.1		72.4	49.7
25/08/2024	22:03	69.6		72.8	50.7
25/08/2024	22:08	65.4		72.7	49.5
25/08/2024	22:13	69.7	69.9	72.0	49.7
25/08/2024	22:18	74.1		75.9	50.6
25/08/2024	22:23	67.7		73.8	50.9
25/08/2024	22:28	66.5		71.6	49.9
25/08/2024	22:33	66.0		73.1	51.3
25/08/2024	22:38	70.7		73.8	50.6
25/08/2024	22:43	68.5	68.6	73.1	50.2
25/08/2024	22:48	66.4		73.6	50.9
25/08/2024	22:53	70.2		74.9	51.2
25/08/2024	22:58	67.4		76.4	50.9
		Mean	68.7		
		Maximum	70.6		
		Minimum	67.5		

Station: CM11

Date	Start Time	Leq (5mins)	Leq (30mins)	L10 (5mins)	L90 (5mins)
26/08/2024	19:03	67.2		71.2	47.9
26/08/2024	19:08	69.7		69.9	47.4
26/08/2024	19:13	64.9	67.5	85.9	50.2
26/08/2024	19:18	65.6		82.6	49.9
26/08/2024	19:23	65.8		85.7	50.9
26/08/2024	19:28	69.5		71.5	50.4
26/08/2024	19:33	69.3		73.2	48.1
26/08/2024	19:38	67.3		84.0	49.1
26/08/2024	19:43	66.7	68.7	84.8	55.3
26/08/2024	19:48	67.9		72.7	48.6
26/08/2024	19:53	67.0		71.3	48.7
26/08/2024	19:58	71.6		72.0	47.5
26/08/2024	20:03	68.0		69.7	47.2
26/08/2024	20:08	67.2		69.3	47.5
26/08/2024	20:13	65.3	67.9	70.5	47.5
26/08/2024	20:18	68.9		73.4	49.3
26/08/2024	20:23	68.7		73.4	50.2
26/08/2024	20:28	68.2		69.7	48.7
26/08/2024	20:33	70.1		71.5	48.5
26/08/2024	20:38	69.8		71.9	48.8
26/08/2024	20:43	71.0	69.6	73.4	49.5
26/08/2024	20:48	67.6		74.0	49.1
26/08/2024	20:53	70.0		72.7	48.5
26/08/2024	20:58	67.9		70.1	49.1
26/08/2024	21:03	67.3		72.5	49.6
26/08/2024	21:08	69.1		81.3	49.2
26/08/2024	21:13	65.5	68.5	81.9	51.1
26/08/2024	21:18	68.0		82.8	49.2
26/08/2024	21:23	68.8		82.8	50.8
26/08/2024	21:28	70.7		82.2	58.0
26/08/2024	21:33	75.2		77.4	51.2
26/08/2024	21:38	72.7		74.3	50.3
26/08/2024	21:43	69.2	71.7	73.8	50.0
26/08/2024	21:48	67.8		82.7	54.5
26/08/2024	21:53	70.5		83.3	53.9
26/08/2024	21:58	70.7		76.5	53.2
26/08/2024	22:03	67.5		77.1	50.2
26/08/2024	22:08	67.6		72.4	48.9
26/08/2024	22:13	68.5	68.6	70.4	48.5
26/08/2024	22:18	70.0		83.8	49.1
26/08/2024	22:23	67.7		82.2	53.7
26/08/2024	22:28	69.4		72.5	49.9
26/08/2024	22:33	69.2		71.9	49.7
26/08/2024	22:38	66.2		74.0	51.8
26/08/2024	22:43	69.8	68.3	74.5	50.3
26/08/2024	22:48	66.5		76.0	51.3
26/08/2024	22:53	68.7		79.8	52.8
26/08/2024	22:58	68.5		76.0	51.2
		Mean	68.8		
		Maximum	71.7		
		Minimum	67.5		

Date	Start Time	Leq (5mins)	Leq (30mins)	L10 (5mins)	L90 (5mins)
27/08/2024	19:03	70.3		71.5	51.9
27/08/2024	19:08	66.9		71.6	52.3
27/08/2024	19:13	67.4	69.2	72.0	52.2
27/08/2024	19:18	70.1		72.4	53.0
27/08/2024	19:23	69.8		72.0	52.8
27/08/2024	19:28	69.7		71.9	52.9
27/08/2024	19:33	69.3		72.0	52.8
27/08/2024	19:38	67.8		72.1	52.8
27/08/2024	19:43	68.0	69.3	71.9	52.5
27/08/2024	19:48	69.1		72.2	52.7
27/08/2024	19:53	71.6		72.4	51.6
27/08/2024	19:58	68.5		72.0	52.8
27/08/2024	20:03	69.6		71.8	53.0
27/08/2024	20:08	65.7		72.1	52.4
27/08/2024	20:13	68.1	68.0	71.4	52.4
27/08/2024	20:18	66.7		71.5	52.6
27/08/2024	20:23	66.5		71.8	52.6
27/08/2024	20:28	69.7		70.8	52.1
27/08/2024	20:33	66.9		71.0	52.1
27/08/2024	20:38	71.8		73.2	52.0
27/08/2024	20:43	69.7	69.3	70.7	51.9
27/08/2024	20:48	71.1		71.3	52.0
27/08/2024	20:53	66.9		71.6	52.6
27/08/2024	20:58	66.5		71.3	52.3
27/08/2024	21:03	69.4		71.3	52.5
27/08/2024	21:08	65.7		70.9	52.1
27/08/2024	21:13	66.4	67.4	71.2	51.9
27/08/2024	21:18	65.0		70.2	51.2
27/08/2024	21:23	69.1		70.5	51.5
27/08/2024	21:28	66.6		71.5	52.6
27/08/2024	21:33	69.0		71.6	52.8
27/08/2024	21:38	68.6		71.7	52.7
27/08/2024	21:43	65.8	67.9	71.8	52.7
27/08/2024	21:48	68.5		72.0	52.7
27/08/2024	21:53	65.6		72.3	53.4
27/08/2024	21:58	68.6		72.1	53.2
27/08/2024	22:03	68.5		72.2	53.1
27/08/2024	22:08	66.2		72.3	53.1
27/08/2024	22:13	69.2	67.5	72.1	52.9
27/08/2024	22:18	66.5		71.7	52.6
27/08/2024	22:23	66.3		71.3	52.2
27/08/2024	22:28	67.4		71.9	52.4
27/08/2024	22:33	69.7		72.8	53.6
27/08/2024	22:38	69.3		72.3	53.1
27/08/2024	22:43	69.0	68.3	72.3	52.6
27/08/2024	22:48	68.7		71.2	51.9
27/08/2024	22:53	65.1		70.6	51.7
27/08/2024	22:58	66.5		71.5	52.0
		Mean	68.4		
		Maximum	69.3		
		Minimum	67.4		

Date	Start Time	Leq (5mins)	Leq (30mins)	L10 (5mins)	L90 (5mins)
28/08/2024	19:03	67.3		70.0	50.9
28/08/2024	19:08	68.7		70.1	50.9
28/08/2024	19:13	65.8	67.9	70.4	51.3
28/08/2024	19:18	69.6		70.4	50.9
28/08/2024	19:23	67.6		69.1	49.7
28/08/2024	19:28	67.7		69.6	50.3
28/08/2024	19:33	70.5		71.7	50.3
28/08/2024	19:38	66.1		69.2	49.6
28/08/2024	19:43	69.1	68.4	71.1	49.6
28/08/2024	19:48	69.9		71.6	49.5
28/08/2024	19:53	65.7		68.6	49.0
28/08/2024	19:58	66.3		69.0	49.7
28/08/2024	20:03	68.3		69.5	50.0
28/08/2024	20:08	65.7		69.8	50.1
28/08/2024	20:13	67.4	67.1	68.6	49.3
28/08/2024	20:18	67.8		69.5	49.8
28/08/2024	20:23	65.1		70.5	50.7
28/08/2024	20:28	67.6		69.6	49.7
28/08/2024	20:33	65.6		69.7	50.1
28/08/2024	20:38	66.7		69.9	50.7
28/08/2024	20:43	64.2	65.7	69.8	50.2
28/08/2024	20:48	64.5		70.0	50.5
28/08/2024	20:53	64.4		69.7	50.0
28/08/2024	20:58	67.7		69.9	49.7
28/08/2024	21:03	68.3		69.8	50.2
28/08/2024	21:08	67.8		69.4	49.6
28/08/2024	21:13	64.7	68.6	68.7	48.9
28/08/2024	21:18	70.7		71.2	48.8
28/08/2024	21:23	69.5		70.9	48.6
28/08/2024	21:28	68.3		71.6	48.0
28/08/2024	21:33	68.5		70.8	48.0
28/08/2024	21:38	69.0		72.7	47.0
28/08/2024	21:43	66.7	68.9	69.0	48.2
28/08/2024	21:48	69.6		71.7	48.8
28/08/2024	21:53	67.6		68.9	49.3
28/08/2024	21:58	70.6		71.1	49.3
28/08/2024	22:03	70.3		72.1	49.0
28/08/2024	22:08	69.4		70.9	49.2
28/08/2024	22:13	68.5	69.5	68.7	49.3
28/08/2024	22:18	69.2		70.2	47.2
28/08/2024	22:23	71.1		72.3	48.6
28/08/2024	22:28	67.3		67.8	48.2
28/08/2024	22:33	70.3		71.2	48.0
28/08/2024	22:38	68.7		71.1	48.9
28/08/2024	22:43	66.9	69.2	68.4	49.0
28/08/2024	22:48	70.9		71.4	49.3
28/08/2024	22:53	70.1		71.6	48.8
28/08/2024	22:58	66.8		71.4	49.3
		Mean	68.2		
		Maximum	69.5		
		Minimum	65.7		

Station: CM11

Date	Start Time	Leq (5mins)	Leq (30mins)	L10 (5mins)	L90 (5mins)
29/08/2024	19:03	67.7		80.3	49.1
29/08/2024	19:08	65.2		85.5	55.7
29/08/2024	19:13	67.3	66.5	87.0	50.7
29/08/2024	19:18	67.4		83.2	49.9
29/08/2024	19:23	64.7		79.7	48.1
29/08/2024	19:28	65.6		71.4	48.1
29/08/2024	19:33	65.6		70.3	47.0
29/08/2024	19:38	64.6		72.7	48.1
29/08/2024	19:43	65.3	68.1	74.7	47.5
29/08/2024	19:48	67.2		73.4	47.3
29/08/2024	19:53	71.8		74.0	47.2
29/08/2024	19:58	69.1		75.4	52.6
29/08/2024	20:03	67.4		81.9	58.4
29/08/2024	20:08	66.0		80.2	48.6
29/08/2024	20:13	69.6	67.7	75.8	47.1
29/08/2024	20:18	67.5		72.1	48.6
29/08/2024	20:23	67.6		78.9	50.0
29/08/2024	20:28	67.2		78.2	48.9
29/08/2024	20:33	65.3		77.7	49.1
29/08/2024	20:38	68.1		75.9	47.8
29/08/2024	20:43	67.3	67.3	75.0	46.7
29/08/2024	20:48	67.5		72.3	48.1
29/08/2024	20:53	68.7		75.6	48.7
29/08/2024	20:58	66.3		73.5	47.6
29/08/2024	21:03	70.5		83.2	48.7
29/08/2024	21:08	70.2		84.6	48.9
29/08/2024	21:13	70.5	69.9	85.2	49.0
29/08/2024	21:18	70.0		77.3	50.3
29/08/2024	21:23	69.9		78.0	50.2
29/08/2024	21:28	67.8		78.2	54.5
29/08/2024	21:33	66.3		75.8	49.1
29/08/2024	21:38	66.8		80.8	49.5
29/08/2024	21:43	66.3	68.5	79.5	51.0
29/08/2024	21:48	70.5		78.6	51.8
29/08/2024	21:53	70.6		78.4	56.6
29/08/2024	21:58	68.2		76.3	50.8
29/08/2024	22:03	73.4		73.7	51.3
29/08/2024	22:08	69.0		74.0	53.0
29/08/2024	22:13	65.6	69.8	76.3	52.9
29/08/2024	22:18	69.6		72.5	51.0
29/08/2024	22:23	69.3		70.7	50.9
29/08/2024	22:28	67.7		75.1	51.3
29/08/2024	22:33	67.0		71.4	51.3
29/08/2024	22:38	67.1		73.2	51.1
29/08/2024	22:43	70.1	67.4	79.3	57.7
29/08/2024	22:48	66.4		78.8	52.1
29/08/2024	22:53	65.7		76.3	52.4
29/08/2024	22:58	66.9		76.1	53.2
		Mean	68.2		
		Maximum	69.9		
		Minimum	66.5		

Date	Start Time	Leq (5mins)	Leq (30mins)	L10 (5mins)	L90 (5mins)
30/08/2024	19:02	70.3		75.2	50.1
30/08/2024	19:07	71.6		76.0	48.7
30/08/2024	19:12	70.7	71.2	75.3	50.9
30/08/2024	19:17	71.4		76.2	52.5
30/08/2024	19:22	70.8		74.9	49.6
30/08/2024	19:27	72.2		77.0	55.2
30/08/2024	19:32	70.4		75.6	49.0
30/08/2024	19:37	71.5		75.7	52.7
30/08/2024	19:42	69.9	70.7	73.8	52.2
30/08/2024	19:47	71.2		74.7	51.8
30/08/2024	19:52	70.8		75.4	49.7
30/08/2024	19:57	70.5		74.8	49.5
30/08/2024	20:02	70.9		75.6	50.5
30/08/2024	20:07	73.0		76.9	50.5
30/08/2024	20:12	69.5	70.8	73.8	50.2
30/08/2024	20:17	69.6		74.7	50.4
30/08/2024	20:22	70.2		74.6	48.9
30/08/2024	20:27	70.4		74.8	52.9
30/08/2024	20:32	68.7		73.2	47.3
30/08/2024	20:37	69.9		75.4	48.6
30/08/2024	20:42	69.9	71.9	73.9	49.0
30/08/2024	20:47	70.6		74.7	48.7
30/08/2024	20:52	75.6		77.4	51.1
30/08/2024	20:57	72.4		76.3	51.4
30/08/2024	21:02	70.1		74.7	49.6
30/08/2024	21:07	69.3		73.1	51.6
30/08/2024	21:12	70.0	70.5	74.5	48.5
30/08/2024	21:17	71.0		74.7	51.0
30/08/2024	21:22	69.3		73.6	48.7
30/08/2024	21:27	72.6		76.4	49.1
30/08/2024	21:32	71.1		73.8	50.0
30/08/2024	21:37	69.3		73.2	49.1
30/08/2024	21:42	68.4	70.2	73.5	47.4
30/08/2024	21:47	71.3		75.5	51.2
30/08/2024	21:52	69.4		72.5	48.8
30/08/2024	21:57	70.7		75.3	51.7
30/08/2024	22:02	72.8		78.1	49.0
30/08/2024	22:07	68.6		72.8	48.3
30/08/2024	22:12	71.2	70.9	75.0	53.0
30/08/2024	22:17	72.0		76.8	49.9
30/08/2024	22:22	69.8		74.2	47.0
30/08/2024	22:27	69.5		73.5	48.9
30/08/2024	22:32	71.4		75.3	48.7
30/08/2024	22:37	70.5		75.6	47.2
30/08/2024	22:42	71.3	70.8	75.8	52.6
30/08/2024	22:47	71.5		76.4	50.9
30/08/2024	22:52	68.8		72.7	46.7
30/08/2024	22:57	71.0		74.9	45.3
		Mean	70.9		
		Maximum	71.9		
		Minimum	70.2		

Date	Start Time	Leq (5mins)	Leq (30mins)	L10 (5mins)	L90 (5mins)
31/08/2024	19:02	69.4		74.3	49.7
31/08/2024	19:07	67.6		72.5	48.1
31/08/2024	19:12	71.9	70.2	75.2	50.3
31/08/2024	19:17	70.7		75.6	50.0
31/08/2024	19:22	69.7		74.2	48.8
31/08/2024	19:27	70.5		75.5	50.7
31/08/2024	19:32	69.8		74.8	52.7
31/08/2024	19:37	71.6		74.7	50.6
31/08/2024	19:42	72.6	71.0	75.7	49.0
31/08/2024	19:47	69.9		74.4	47.4
31/08/2024	19:52	68.6		73.3	45.0
31/08/2024	19:57	71.9		76.1	56.4
31/08/2024	20:02	74.8		77.5	47.1
31/08/2024	20:07	70.4		75.5	49.3
31/08/2024	20:12	70.0	71.5	74.3	49.4
31/08/2024	20:17	68.8		72.9	47.0
31/08/2024	20:22	71.2		75.4	46.0
31/08/2024	20:27	71.0		75.4	47.2
31/08/2024	20:32	69.2		73.6	45.4
31/08/2024	20:37	70.4		75.0	47.3
31/08/2024	20:42	71.1	70.0	76.2	50.3
31/08/2024	20:47	70.0		74.6	47.3
31/08/2024	20:52	68.3		72.8	45.0
31/08/2024	20:57	70.6		75.8	46.7
31/08/2024	21:02	70.6		75.2	48.1
31/08/2024	21:07	70.4		75.3	44.0
31/08/2024	21:12	69.1	71.1	72.9	44.6
31/08/2024	21:17	70.3		75.0	48.4
31/08/2024	21:22	74.4		75.6	50.7
31/08/2024	21:27	69.4		73.0	45.9
31/08/2024	21:32	69.8		74.8	47.3
31/08/2024	21:37	70.2		75.3	48.8
31/08/2024	21:42	70.6	70.4	75.3	45.7
31/08/2024	21:47	71.3		75.3	47.9
31/08/2024	21:52	68.1		71.8	46.9
31/08/2024	21:57	71.5		75.7	49.2
31/08/2024	22:02	71.4		75.5	51.5
31/08/2024	22:07	68.8		74.5	47.2
31/08/2024	22:12	69.6	70.2	73.5	46.2
31/08/2024	22:17	70.4		75.5	48.1
31/08/2024	22:22	70.3		75.0	46.9
31/08/2024	22:27	70.5		75.7	47.3
31/08/2024	22:32	68.2		71.4	46.2
31/08/2024	22:37	70.1		73.4	46.7
31/08/2024	22:42	70.0	69.9	75.4	46.9
31/08/2024	22:47	71.2		74.1	47.3
31/08/2024	22:52	70.2		75.5	46.7
31/08/2024	22:57	69.3		72.8	45.7
		Mean	70.5		
		Maximum	71.5		
		Minimum	69.9		

Station: CM11

Date	Start Time	Leq (5mins)	Leq (30mins)	L10 (5mins)	L90 (5mins)
1/09/2024	19:02	70.0		74.8	48.8
1/09/2024	19:07	74.1		76.1	47.3
1/09/2024	19:12	69.9	71.0	74.0	47.6
1/09/2024	19:17	70.9		75.4	49.5
1/09/2024	19:22	69.2		73.9	47.7
1/09/2024	19:27	69.7		74.7	47.8
1/09/2024	19:32	69.0		74.0	50.2
1/09/2024	19:37	69.4		73.9	46.6
1/09/2024	19:42	71.0	70.6	75.0	51.8
1/09/2024	19:47	68.1		72.1	48.2
1/09/2024	19:52	72.6		75.9	52.0
1/09/2024	19:57	71.8		75.7	48.1
1/09/2024	20:02	68.1		72.4	48.0
1/09/2024	20:07	70.6		75.1	48.2
1/09/2024	20:12	70.8	70.0	75.9	47.6
1/09/2024	20:17	69.3		73.3	47.7
1/09/2024	20:22	69.5		74.5	46.9
1/09/2024	20:27	71.0		76.4	50.3
1/09/2024	20:32	68.3		73.3	46.4
1/09/2024	20:37	68.0		73.0	45.9
1/09/2024	20:42	72.2	70.5	74.5	46.1
1/09/2024	20:47	70.4		75.5	49.9
1/09/2024	20:52	72.3		76.3	49.8
1/09/2024	20:57	70.1		75.5	47.7
1/09/2024	21:02	69.6		74.3	47.3
1/09/2024	21:07	67.8		71.9	47.5
1/09/2024	21:12	71.2	70.0	75.6	48.9
1/09/2024	21:17	71.1		75.2	47.8
1/09/2024	21:22	69.3		73.9	47.5
1/09/2024	21:27	70.3		75.3	49.8
1/09/2024	21:32	68.4		73.4	45.9
1/09/2024	21:37	68.8		74.1	46.6
1/09/2024	21:42	71.1	69.0	75.2	47.4
1/09/2024	21:47	68.7		72.5	47.6
1/09/2024	21:52	68.2		71.8	48.3
1/09/2024	21:57	68.0		72.0	46.0
1/09/2024	22:02	70.7		74.7	50.0
1/09/2024	22:07	70.7		74.9	46.5
1/09/2024	22:12	69.7	70.2	75.3	48.1
1/09/2024	22:17	68.0		72.9	46.2
1/09/2024	22:22	70.2		72.8	51.0
1/09/2024	22:27	71.4		74.8	50.6
1/09/2024	22:32	69.0		72.6	47.9
1/09/2024	22:37	69.0		74.1	49.4
1/09/2024	22:42	72.9	69.7	74.8	46.0
1/09/2024	22:47	68.4		72.9	46.4
1/09/2024	22:52	68.0		72.0	45.3
1/09/2024	22:57	69.0		73.7	46.3
		Mean	70.1		
		Maximum	71.0		
		Minimum	69.0		

Date	Start Time	Leq (5mins)	Leq (30mins)	L10 (5mins)	L90 (5mins)
2/09/2024	19:01	70.0		75.5	48.5
2/09/2024	19:06	69.7		74.5	48.6
2/09/2024	19:11	74.6	71.7	76.1	48.6
2/09/2024	19:16	70.4		75.1	49.0
2/09/2024	19:21	71.9		76.5	50.7
2/09/2024	19:26	71.3		75.1	51.5
2/09/2024	19:31	71.2		74.0	48.2
2/09/2024	19:36	68.4		74.0	50.5
2/09/2024	19:41	69.2	69.7	73.4	49.9
2/09/2024	19:46	69.3		73.5	49.2
2/09/2024	19:51	69.0		73.0	46.6
2/09/2024	19:56	70.3		74.5	52.9
2/09/2024	20:01	70.2		74.3	50.7
2/09/2024	20:06	66.3		69.4	48.8
2/09/2024	20:11	72.3	70.3	74.7	51.0
2/09/2024	20:16	70.8		75.5	47.3
2/09/2024	20:21	70.6		75.2	53.6
2/09/2024	20:26	69.9		73.9	47.4
2/09/2024	20:31	71.2		75.5	49.4
2/09/2024	20:36	69.1		73.2	47.5
2/09/2024	20:41	75.1	71.7	77.1	49.0
2/09/2024	20:46	72.3		73.3	47.2
2/09/2024	20:51	69.7		73.8	49.0
2/09/2024	20:56	68.9		73.5	45.4
2/09/2024	21:01	70.7		75.8	48.4
2/09/2024	21:06	72.4		76.8	47.8
2/09/2024	21:11	71.0	71.4	74.6	49.4
2/09/2024	21:16	71.8		75.3	45.8
2/09/2024	21:21	72.0		76.3	48.4
2/09/2024	21:26	69.8		74.9	47.2
2/09/2024	21:31	70.1		74.2	55.0
2/09/2024	21:36	71.3		74.9	50.0
2/09/2024	21:41	68.9	69.6	73.4	47.1
2/09/2024	21:46	68.5		71.5	47.8
2/09/2024	21:51	68.7		73.6	48.0
2/09/2024	21:56	69.2		73.1	48.4
2/09/2024	22:01	68.7		73.2	48.8
2/09/2024	22:06	69.3		74.0	46.8
2/09/2024	22:11	67.7	69.1	71.9	46.1
2/09/2024	22:16	69.5		74.1	47.5
2/09/2024	22:21	70.5		75.3	47.7
2/09/2024	22:26	68.2		72.5	48.2
2/09/2024	22:31	70.2		75.2	47.7
2/09/2024	22:36	69.0		74.0	46.3
2/09/2024	22:41	69.3	69.3	72.1	45.0
2/09/2024	22:46	69.5		74.1	46.9
2/09/2024	22:51	69.2		74.1	48.5
2/09/2024	22:56	68.4		72.7	46.2
		Mean	70.3		
		Maximum	71.7		
		Minimum	69.1		

Date	Start Time	Leq (5mins)	Leq (30mins)	L10 (5mins)	L90 (5mins)
3/09/2024	19:01	72.6		76.7	52.9
3/09/2024	19:06	75.5		78.5	52.3
3/09/2024	19:11	75.7	74.7	80.0	53.8
3/09/2024	19:16	75.9		79.7	55.0
3/09/2024	19:21	74.6		78.2	58.4
3/09/2024	19:26	72.8		76.8	53.1
3/09/2024	19:31	73.7		76.8	56.0
3/09/2024	19:36	72.5		76.3	53.3
3/09/2024	19:41	75.1	72.0	78.5	52.4
3/09/2024	19:46	61.4		73.8	54.0
3/09/2024	19:51	68.9		74.9	52.9
3/09/2024	19:56	71.2		75.2	55.2
3/09/2024	20:01	66.9		74.8	52.9
3/09/2024	20:06	72.5		79.7	56.5
3/09/2024	20:11	70.3	72.2	76.4	55.3
3/09/2024	20:16	71.0		76.2	55.0
3/09/2024	20:21	75.1		89.7	62.1
3/09/2024	20:26	73.4		77.3	57.4
3/09/2024	20:31	72.0		77.1	56.0
3/09/2024	20:36	69.2		75.7	57.2
3/09/2024	20:41	73.1	72.0	75.9	56.1
3/09/2024	20:46	71.6		78.0	54.6
3/09/2024	20:51	72.5		73.9	54.5
3/09/2024	20:56	72.6		74.9	56.6
3/09/2024	21:01	70.9		75.6	53.9
3/09/2024	21:06	73.1		75.0	55.1
3/09/2024	21:11	70.2	71.5	76.6	55.2
3/09/2024	21:16	69.2		77.6	57.2
3/09/2024	21:21	72.2		78.8	57.2
3/09/2024	21:26	72.2		78.8	55.2
3/09/2024	21:31	67.7		74.1	52.7
3/09/2024	21:36	69.4		72.2	54.4
3/09/2024	21:41	65.5	67.5	75.3	51.5
3/09/2024	21:46	68.4		73.3	53.4
3/09/2024	21:51	62.7		74.8	54.7
3/09/2024	21:56	68.5		76.5	54.5
3/09/2024	22:01	67.5		77.3	54.5
3/09/2024	22:06	67.0		74.9	56.0
3/09/2024	22:11	67.2	68.5	76.9	55.2
3/09/2024	22:16	69.1		75.6	57.1
3/09/2024	22:21	68.9		78.5	55.9
3/09/2024	22:26	70.4		77.0	56.4
3/09/2024	22:31	69.0		75.5	55.0
3/09/2024	22:36	63.9		76.3	56.9
3/09/2024	22:41	71.0	68.3	74.3	56.0
3/09/2024	22:46	69.1		75.9	57.1
3/09/2024	22:51	68.0		78.5	55.0
3/09/2024	22:56	65.4		76.5	57.4
		Mean	70.9		
		Maximum	74.7		
		Minimum	67.5		

Station: CM11

Date	Start Time	Leq (5mins)	Leq (30mins)	L10 (5mins)	L90 (5mins)
9/09/2024	19:01	74.3	72.8	77.7	50.9
9/09/2024	19:06	72.1		77.4	52.8
9/09/2024	19:11	74.0		76.7	52.9
9/09/2024	19:16	73.4		77.4	49.5
9/09/2024	19:21	71.6		76.2	53.0
9/09/2024	19:26	70.2		74.7	47.2
9/09/2024	19:31	71.3	71.6	76.3	52.3
9/09/2024	19:36	74.0		75.8	47.0
9/09/2024	19:41	71.1		75.4	51.6
9/09/2024	19:46	71.4		76.3	50.4
9/09/2024	19:51	69.8		75.2	48.3
9/09/2024	19:56	70.9		75.4	49.1
9/09/2024	20:01	72.3	72.3	76.9	51.8
9/09/2024	20:06	69.8		75.0	44.9
9/09/2024	20:11	74.9		79.2	54.4
9/09/2024	20:16	71.1		75.5	50.7
9/09/2024	20:21	71.3		76.1	47.5
9/09/2024	20:26	72.6		76.2	48.9
9/09/2024	20:31	72.0	71.3	76.2	57.6
9/09/2024	20:36	70.3		75.2	49.8
9/09/2024	20:41	70.1		75.1	46.8
9/09/2024	20:46	71.2		75.7	48.4
9/09/2024	20:51	73.0		78.4	48.4
9/09/2024	20:56	70.5		75.3	47.5
9/09/2024	21:01	70.2	71.2	74.9	50.5
9/09/2024	21:06	70.7		74.3	47.3
9/09/2024	21:11	71.3		76.4	46.2
9/09/2024	21:16	71.7		75.3	49.1
9/09/2024	21:21	72.0		75.3	46.8
9/09/2024	21:26	70.8		75.6	51.6
9/09/2024	21:31	71.2	71.5	75.5	49.4
9/09/2024	21:36	71.4		75.4	50.7
9/09/2024	21:41	71.3		75.3	51.9
9/09/2024	21:46	72.4		76.0	49.2
9/09/2024	21:51	70.3		75.3	48.9
9/09/2024	21:56	72.0		75.6	49.2
9/09/2024	22:01	70.5	71.4	74.7	49.4
9/09/2024	22:06	70.9		75.6	46.8
9/09/2024	22:11	71.9		76.2	47.5
9/09/2024	22:16	71.9		76.4	50.9
9/09/2024	22:21	68.4		73.3	46.5
9/09/2024	22:26	73.4		76.2	47.6
9/09/2024	22:31	68.6	71.3	72.3	48.3
9/09/2024	22:36	70.8		75.1	43.7
9/09/2024	22:41	72.5		76.3	45.7
9/09/2024	22:46	70.2		73.9	46.6
9/09/2024	22:51	71.4		75.6	47.7
9/09/2024	22:56	72.8		77.2	50.7
		Mean	71.7		
		Maximum	72.8		
		Minimum	71.2		

Date	Start Time	Leq (5mins)	Leq (30mins)	L10 (5mins)	L90 (5mins)
10/09/2024	19:01	70.3	72.3	75.7	54.3
10/09/2024	19:06	72.3		78.1	54.3
10/09/2024	19:11	70.5		75.8	56.5
10/09/2024	19:16	75.0		78.5	57.0
10/09/2024	19:21	71.9		78.8	55.9
10/09/2024	19:26	71.8		80.2	57.8
10/09/2024	19:31	71.7	73.6	79.3	58.7
10/09/2024	19:36	75.6		78.9	59.6
10/09/2024	19:41	71.7		80.2	59.7
10/09/2024	19:46	76.0		79.2	59.0
10/09/2024	19:51	72.3		80.4	55.3
10/09/2024	19:56	71.4		77.2	55.4
10/09/2024	20:01	72.2	70.7	78.2	55.2
10/09/2024	20:06	69.6		78.3	55.6
10/09/2024	20:11	69.2		74.8	53.2
10/09/2024	20:16	70.0		76.3	52.0
10/09/2024	20:21	71.2		76.9	54.2
10/09/2024	20:26	71.3		76.4	56.3
10/09/2024	20:31	72.3	70.9	83.7	58.3
10/09/2024	20:36	70.3		74.6	55.3
10/09/2024	20:41	70.2		74.5	53.2
10/09/2024	20:46	71.2		75.4	53.2
10/09/2024	20:51	70.3		76.5	56.3
10/09/2024	20:56	70.9		73.7	54.9
10/09/2024	21:01	66.5	67.2	72.0	50.5
10/09/2024	21:06	64.4		74.1	51.4
10/09/2024	21:11	68.1		71.6	49.1
10/09/2024	21:16	66.3		74.0	52.3
10/09/2024	21:21	67.9		73.3	49.9
10/09/2024	21:26	68.7		74.4	52.7
10/09/2024	21:31	67.3	71.5	76.2	54.3
10/09/2024	21:36	70.9		74.4	53.9
10/09/2024	21:41	68.8		75.3	52.8
10/09/2024	21:46	73.6		77.6	55.6
10/09/2024	21:51	73.9		79.3	57.9
10/09/2024	21:56	71.0		82.3	59.0
10/09/2024	22:01	71.0	69.2	79.4	57.0
10/09/2024	22:06	72.6		79.2	55.6
10/09/2024	22:11	65.9		75.3	50.9
10/09/2024	22:16	65.8		72.5	50.8
10/09/2024	22:21	67.2		71.7	49.2
10/09/2024	22:26	67.9		71.7	52.9
10/09/2024	22:31	65.0	68.3	69.2	49.0
10/09/2024	22:36	67.9		70.1	49.9
10/09/2024	22:41	68.5		75.7	52.5
10/09/2024	22:46	68.4		74.1	52.4
10/09/2024	22:51	70.6		77.0	54.6
10/09/2024	22:56	67.8		76.1	55.8
		Mean	70.5		
		Maximum	73.6		
		Minimum	67.2		

Summary of Noise Monitoring Results during 19:00 - 23:00 at CM11	
	Leq (30mins)
Mean	69.9
Maximum	74.7
Minimum	65.7

Note:
1. The Leq (5mins) values within the time slots that do not have six consecutive Leq (5mins) values are not included in calculation of Leq (30mins).
2. Data gaps appear starting from the afternoon on 4 September 2024 to the morning on 9 September 2024 during the suspension of monitoring due to the super typhoon Yagi.
3. Short periods of data gaps in tables are due to suspension of monitoring during replacement of batteries for the sound level meter.

Station: CM11

Date	Start Time	Leq (5mins)	Leq (30mins)	L10 (5mins)	L90 (5mins)
23/08/2024	23:03	67.2	69.9	70.7	46.1
23/08/2024	23:08	70.3		74.7	46.5
23/08/2024	23:13	70.5		75.6	45.9
23/08/2024	23:18	70.5		73.2	47.4
23/08/2024	23:23	71.1		75.1	46.5
23/08/2024	23:28	68.6		73.2	47.7
23/08/2024	23:33	70.0	69.1	74.8	47.1
23/08/2024	23:38	69.3		73.9	46.7
23/08/2024	23:43	69.4		73.4	49.9
23/08/2024	23:48	68.8		73.6	47.5
23/08/2024	23:53	69.8		73.4	45.7
23/08/2024	23:58	66.2		67.1	45.5
		Mean	69.5		
		Maximum	69.9		
		Minimum	69.1		

Date	Start Time	Leq (5mins)	Leq (30mins)	L10 (5mins)	L90 (5mins)
24/08/2024	0:03	69.5	68.4	73.7	46.2
24/08/2024	0:08	66.3		68.9	45.9
24/08/2024	0:13	70.1		74.0	47.5
24/08/2024	0:18	67.4		70.5	45.9
24/08/2024	0:23	68.2		69.7	45.0
24/08/2024	0:28	67.5		71.8	45.2
24/08/2024	0:33	68.3	69.2	71.3	45.4
24/08/2024	0:38	70.9		73.9	45.7
24/08/2024	0:43	68.9		69.6	43.8
24/08/2024	0:48	66.5		69.9	43.5
24/08/2024	0:53	69.9		72.3	44.2
24/08/2024	0:58	69.7		72.5	43.9
24/08/2024	1:03	65.8	67.7	68.7	44.5
24/08/2024	1:08	67.9		72.6	44.3
24/08/2024	1:13	66.1		70.0	43.5
24/08/2024	1:18	71.0		72.2	44.1
24/08/2024	1:23	65.8		68.0	43.9
24/08/2024	1:28	66.7		68.3	44.0
24/08/2024	1:33	66.3	66.2	66.7	43.4
24/08/2024	1:38	60.6		61.6	44.1
24/08/2024	1:43	67.1		68.8	44.7
24/08/2024	1:48	68.1		72.7	44.4
24/08/2024	1:53	65.1		66.0	44.2
24/08/2024	1:58	66.7		70.2	44.3
24/08/2024	2:03	66.9	66.9	70.6	44.8
24/08/2024	2:08	66.4		68.9	44.7
24/08/2024	2:13	67.3		70.0	44.8
24/08/2024	2:18	70.6		72.5	45.7
24/08/2024	2:23	60.5		61.2	45.0
24/08/2024	2:28	63.9		65.9	44.5
24/08/2024	2:33	68.1	67.2	69.6	44.1
24/08/2024	2:38	68.4		68.9	44.7
24/08/2024	2:43	65.9		67.4	44.7
24/08/2024	2:48	66.3		66.8	44.3
24/08/2024	2:53	68.4		68.7	45.0
24/08/2024	2:58	65.0		67.7	44.2
24/08/2024	3:03	66.6	65.5	67.1	44.4
24/08/2024	3:08	64.5		67.4	44.2
24/08/2024	3:13	59.7		61.4	43.9
24/08/2024	3:18	66.8		67.8	44.0
24/08/2024	3:23	65.9		66.2	44.1
24/08/2024	3:28	66.5		69.0	44.3
24/08/2024	3:33	68.5	64.9	70.1	43.7
24/08/2024	3:38	63.1		66.0	44.1
24/08/2024	3:43	59.5		62.4	43.9
24/08/2024	3:48	64.7		67.3	43.8
24/08/2024	3:53	64.4		65.4	44.0
24/08/2024	3:58	64.3		66.2	43.5
24/08/2024	4:03	62.6	65.3	64.2	44.1
24/08/2024	4:08	66.6		67.6	44.9
24/08/2024	4:13	63.9		64.2	44.2
24/08/2024	4:18	65.4		67.8	45.4
24/08/2024	4:23	65.7		67.2	44.6
24/08/2024	4:28	66.3		67.0	44.3
24/08/2024	4:33	64.1	64.9	64.4	44.7
24/08/2024	4:38	66.2		68.2	43.9
24/08/2024	4:43	62.3		66.4	44.1
24/08/2024	4:48	66.2		67.9	45.1
24/08/2024	4:53	64.1		64.8	44.2
24/08/2024	4:58	65.1		65.3	44.6
24/08/2024	5:03	66.1	66.3	68.3	45.9
24/08/2024	5:08	68.3		71.0	44.6
24/08/2024	5:13	64.3		65.3	44.0
24/08/2024	5:18	66.2		66.8	44.2
24/08/2024	5:23	67.8		71.5	43.8
24/08/2024	5:28	62.0		66.1	43.7
24/08/2024	5:33	61.7	66.7	65.6	44.4
24/08/2024	5:38	63.6		65.8	44.1
24/08/2024	5:43	69.0		71.1	48.3
24/08/2024	5:48	68.4		71.8	47.3
24/08/2024	5:53	65.3		68.2	47.5
24/08/2024	5:58	67.7		69.8	49.2
24/08/2024	6:03	71.2	69.1	73.8	51.1
24/08/2024	6:08	69.1		72.5	50.7
24/08/2024	6:13	68.1		71.7	50.3
24/08/2024	6:18	65.5		69.4	49.2
24/08/2024	6:23	69.8		73.3	50.8
24/08/2024	6:28	68.7		69.1	49.3
24/08/2024	6:33	71.8	71.1	76.6	54.0
24/08/2024	6:38	69.3		73.5	53.0
24/08/2024	6:43	69.6		71.1	53.3
24/08/2024	6:48	72.4		76.4	55.7
24/08/2024	6:53	71.4		74.3	53.9
24/08/2024	6:58	71.0		74.7	52.3

24/08/2024	23:03	70.1	70.9	73.8	54.6
24/08/2024	23:08	71.3		74.7	49.0
24/08/2024	23:13	71.6		74.7	47.6
24/08/2024	23:18	70.2		74.8	48.9
24/08/2024	23:23	72.8		76.0	48.1
24/08/2024	23:28	68.2		72.0	48.1
24/08/2024	23:33	68.9	69.4	73.2	47.8
24/08/2024	23:38	69.4		74.3	49.8
24/08/2024	23:43	68.5		72.9	48.0
24/08/2024	23:48	70.9		75.1	50.2
24/08/2024	23:53	69.7		73.3	47.2
24/08/2024	23:58	68.5		71.4	46.9
		Mean	67.5		
		Maximum	71.1		
		Minimum	64.9		

Station: CM11

Date	Start Time	Leq (5mins)	Leq (30mins)	L10 (5mins)	L90 (5mins)
25/08/2024	0:03	68.7		72.4	44.6
25/08/2024	0:08	71.1		73.3	47.0
25/08/2024	0:13	66.6	69.1	70.3	44.4
25/08/2024	0:18	68.6		73.4	45.1
25/08/2024	0:23	69.9		73.9	47.2
25/08/2024	0:28	68.5		71.7	46.6
25/08/2024	0:33	67.9		70.3	46.8
25/08/2024	0:38	65.5		69.2	44.8
25/08/2024	0:43	66.6	67.4	68.1	45.4
25/08/2024	0:48	66.6		70.9	46.1
25/08/2024	0:53	67.3		71.5	45.1
25/08/2024	0:58	69.4		74.4	46.5
25/08/2024	1:03	65.3		68.2	44.6
25/08/2024	1:08	66.6		70.9	44.9
25/08/2024	1:13	66.2	67.4	69.8	45.1
25/08/2024	1:18	68.8		72.8	46.1
25/08/2024	1:23	67.4		71.0	45.7
25/08/2024	1:28	69.0		71.0	45.9
25/08/2024	1:33	68.8		72.9	45.5
25/08/2024	1:38	65.3		68.0	46.3
25/08/2024	1:43	70.3	71.4	73.5	46.6
25/08/2024	1:48	72.6		76.2	46.1
25/08/2024	1:53	68.2		72.0	46.1
25/08/2024	1:58	75.5		75.8	47.0
25/08/2024	2:03	67.2		71.0	45.4
25/08/2024	2:08	67.5		69.3	44.5
25/08/2024	2:13	66.9	68.2	71.2	44.6
25/08/2024	2:18	68.2		71.9	45.6
25/08/2024	2:23	69.3		73.3	44.6
25/08/2024	2:28	69.3		73.2	44.6
25/08/2024	2:33	64.9		65.6	44.9
25/08/2024	2:38	66.9		68.0	44.9
25/08/2024	2:43	67.1	67.2	68.9	53.1
25/08/2024	2:48	68.0		69.9	64.8
25/08/2024	2:53	69.8		70.7	65.4
25/08/2024	2:58	64.5		66.5	52.5
25/08/2024	3:03	68.5		70.2	52.3
25/08/2024	3:08	63.3		65.4	51.9
25/08/2024	3:13	66.6	66.1	66.7	51.9
25/08/2024	3:18	64.7		65.7	52.0
25/08/2024	3:23	64.1		65.9	51.9
25/08/2024	3:28	66.9		68.8	52.1
25/08/2024	3:33	66.3		69.3	52.1
25/08/2024	3:38	66.5		69.4	52.2
25/08/2024	3:43	66.7	66.1	68.9	43.6
25/08/2024	3:48	66.0		69.5	43.7
25/08/2024	3:53	66.6		69.2	44.1
25/08/2024	3:58	63.8		64.1	43.2
25/08/2024	4:03	65.0		66.5	43.5
25/08/2024	4:08	66.3		67.7	43.2
25/08/2024	4:13	63.7	65.8	64.3	43.5
25/08/2024	4:18	66.4		67.2	43.9
25/08/2024	4:23	66.4		66.9	43.8
25/08/2024	4:28	66.4		67.7	43.6
25/08/2024	4:33	67.3		69.1	43.6
25/08/2024	4:38	65.8		66.1	44.4
25/08/2024	4:43	65.1	65.5	66.5	43.8
25/08/2024	4:48	65.2		68.6	43.9
25/08/2024	4:53	64.0		65.5	44.1
25/08/2024	4:58	64.8		66.3	44.5
25/08/2024	5:03	65.4		68.0	44.2
25/08/2024	5:08	64.5		64.7	44.7
25/08/2024	5:13	65.2	66.5	65.5	44.3
25/08/2024	5:18	64.4		65.1	43.9
25/08/2024	5:23	69.2		72.0	44.7
25/08/2024	5:28	68.0		72.0	44.7
25/08/2024	5:33	65.8		67.4	45.1
25/08/2024	5:38	61.5		62.1	44.1
25/08/2024	5:43	64.4	66.2	65.1	43.9
25/08/2024	5:48	68.0		69.4	45.9
25/08/2024	5:53	68.5		71.5	46.4
25/08/2024	5:58	65.8		67.9	46.8
25/08/2024	6:03	71.1		71.3	50.9
25/08/2024	6:08	68.5		71.6	50.4
25/08/2024	6:13	68.0	69.2	69.6	48.2
25/08/2024	6:18	69.6		73.7	50.0
25/08/2024	6:23	64.6		65.5	47.2
25/08/2024	6:28	70.6		72.4	48.4
25/08/2024	6:33	68.4		68.8	47.2
25/08/2024	6:38	68.2		70.9	48.9
25/08/2024	6:43	67.5	68.1	69.1	48.8
25/08/2024	6:48	67.2		69.8	49.0
25/08/2024	6:53	69.0		73.3	50.6
25/08/2024	6:58	67.9		70.7	47.7

Date	Start Time	Leq (5mins)	Leq (30mins)	L10 (5mins)	L90 (5mins)
26/08/2024	0:03	70.0		74.1	50.6
26/08/2024	0:08	62.9		73.9	50.7
26/08/2024	0:13	64.5	67.2	73.5	49.7
26/08/2024	0:18	70.1		73.7	50.2
26/08/2024	0:23	64.6		81.2	49.3
26/08/2024	0:28	65.4		76.6	49.9
26/08/2024	0:33	64.6		76.8	50.6
26/08/2024	0:38	68.0		76.7	50.4
26/08/2024	0:43	68.6	67.7	79.0	50.6
26/08/2024	0:48	66.7		78.4	51.5
26/08/2024	0:53	70.0		77.1	51.2
26/08/2024	0:58	66.5		75.9	51.0
26/08/2024	1:03	63.8		72.2	49.5
26/08/2024	1:08	67.7		72.2	49.4
26/08/2024	1:13	67.5	66.0	71.6	49.7
26/08/2024	1:18	66.6		71.2	49.6
26/08/2024	1:23	64.0		71.5	49.0
26/08/2024	1:28	64.8		71.7	50.2
26/08/2024	1:33	67.4		72.0	49.8
26/08/2024	1:38	68.5		71.9	50.0
26/08/2024	1:43	67.5	67.7	72.1	50.1
26/08/2024	1:48	64.7		71.5	50.0
26/08/2024	1:53	69.8		72.6	49.7
26/08/2024	1:58	66.8		73.1	50.8
26/08/2024	2:03	68.3		73.6	50.1
26/08/2024	2:08	71.5		72.6	49.5
26/08/2024	2:13	64.1	68.6	71.0	49.7
26/08/2024	2:18	63.6		72.7	51.2
26/08/2024	2:23	68.8		73.7	51.8
26/08/2024	2:28	70.0		72.4	51.4
26/08/2024	2:33	68.6		73.2	52.0
26/08/2024	2:38	63.9		68.9	54.8
26/08/2024	2:43	70.0	67.2	74.6	59.6
26/08/2024	2:48	66.6		73.9	52.0
26/08/2024	2:53	65.2		75.9	52.9
26/08/2024	2:58	66.0		73.5	53.1
26/08/2024	3:03	69.5		74.2	53.2
26/08/2024	3:08	63.7		73.4	52.2
26/08/2024	3:13	65.3	67.3	72.8	52.0
26/08/2024	3:18	63.8		80.7	52.4
26/08/2024	3:23	64.6		74.1	51.8
26/08/2024	3:28	70.8		72.0	51.2
26/08/2024	3:33	70.8		72.8	52.3
26/08/2024	3:38	65.3		75.4	54.0
26/08/2024	3:43	71.9	69.7	72.1	51.4
26/08/2024	3:48	68.7		74.2	52.9
26/08/2024	3:53	67.0		72.6	52.2
26/08/2024	3:58	70.9		72.6	51.1
26/08/2024	4:03	71.2		73.6	51.2
26/08/2024	4:08	72.2		74.7	51.7
26/08/2024	4:13	70.2	69.3	71.5	51.3
26/08/2024	4:18	67.1		72.1	50.8
26/08/2024	4:23	64.6		72.6	50.6
26/08/2024	4:28	64.8		75.5	54.2
26/08/2024	4:33	66.9		73.3	52.2
26/08/2024	4:38	69.1		73.0	51.3
26/08/2024	4:43	68.9	66.7	85.9	51.2
26/08/2024	4:48	62.4		86.4	57.6
26/08/2024	4:53	64.1		75.6	55.8
26/08/2024	4:58	65.1		75.7	55.9
26/08/2024	5:03	63.6		75.6	56.2
26/08/2024	5:08	64.4		77.0	56.2
26/08/2024	5:13	63.1	68.2	76.3	57.0
26/08/2024	5:18	73.2		75.3	55.1
26/08/2024	5:23	69.1		74.3	55.2
26/08/2024	5:28	65.3		75.6	55.5
26/08/2024	5:33	69.6		75.6	55.8
26/08/2024	5:38	62.2		75.0	55.3
26/08/2024	5:43	69.7	67.5	74.3	54.8
26/08/2024	5:48	63.8		74.4	55.2
26/08/2024	5:53	67.3		76.1	55.7
26/08/2024	5:58	67.5		74.2	54.7
26/08/2024	6:03	65.5		74.3	54.8
26/08/2024	6:08	66.6		74.0	48.9
26/08/2024	6:13	65.2	65.6	72.2	49.0
26/08/2024	6:18	63.0		76.5	53.5
26/08/2024	6:23	68.4		72.5	50.4
26/08/2024	6:28	60.9		72.1	49.0
26/08/2024	6:33	62.2		71.2	49.9
26/08/2024	6:38	63.8		73.8	49.8
26/08/2024	6:43	69.6	65.5	71.5	49.1
26/08/2024	6:48	61.1		70.3	49.2
26/08/2024	6:53	65.2		71.8	48.4
26/08/2024	6:58	65.7		71.4	50.1

25/08/2024	23:03	70.5		75.6	50.9
25/08/2024	23:08	67.7		76.5	50.7
25/08/2024	23:13	67.7	68.4	76.6	50.7
25/08/2024	23:18	65.7		74.5	50.8
25/08/2024	23:23	69.4		75.0	49.8
25/08/2024	23:28	67.5		76.0	50.2
25/08/2024	23:33	67.8		72.8	50.4
25/08/2024	23:38	65.9		73.6	50.5
25/08/2024	23:43	70.1	69.1	73.6	49.3
25/08/2024	23:48	68.6		72.0	49.8
25/08/2024	23:53	65.2		73.5	50.1
25/08/2024	23:58	72.7		74.1	50.9
		Mean	67.6		
		Maximum	71.4		
		Minimum	65.5		

26/08/2024	23:03	71.2		79.1	52.6
26/08/2024	23:08	69.3		75.5	51.6
26/08/2024	23:13	69.8	70.0	80.6	51.2
26/08/2024	23:18	70.7		82.3	59.4
26/08/2024	23:23	69.7		76.5	51.1
26/08/2024	23:28	69.1		77.2	49.8
26/08/2024	23:33	68.6		77.5	50.1
26/08/2024	23:38	66.5		77.8	51.5
26/08/2024	23:43	66.4	68.9	72.3	49.7
26/08/2024	23:48	65.9		72.4	50.1
26/08/2024	23:53	69.4		75.1	49.9
26/08/2024	23:58	72.5		82.1	51.2
		Mean	67.7		
		Maximum	70.0		
		Minimum	65.5		

Station: CM11

Date	Start Time	Leq (5mins)	Leq (30mins)	L10 (5mins)	L90 (5mins)
27/08/2024	0:03	62.1	68.5	75.8	51.5
27/08/2024	0:08	69.9		82.7	53.9
27/08/2024	0:13	67.4		82.2	53.6
27/08/2024	0:18	69.1		78.3	50.5
27/08/2024	0:23	67.5		86.1	50.2
27/08/2024	0:28	70.9		78.0	51.1
27/08/2024	0:33	70.8	69.6	79.1	51.1
27/08/2024	0:38	68.7		79.2	51.6
27/08/2024	0:43	65.2		78.2	54.7
27/08/2024	0:48	69.1		79.9	58.1
27/08/2024	0:53	73.0		80.8	57.5
27/08/2024	0:58	66.1		84.0	52.5
27/08/2024	1:03	65.7	69.0	85.0	53.0
27/08/2024	1:08	69.6		82.8	59.5
27/08/2024	1:13	71.8		80.7	55.7
27/08/2024	1:18	68.9		77.6	53.2
27/08/2024	1:23	68.6		81.6	52.1
27/08/2024	1:28	67.1		80.4	53.5
27/08/2024	1:33	71.9	70.3	84.4	64.1
27/08/2024	1:38	71.8		83.6	58.1
27/08/2024	1:43	64.4		80.5	54.9
27/08/2024	1:48	66.9		81.2	54.1
27/08/2024	1:53	69.7		80.5	55.7
27/08/2024	1:58	72.2		76.1	54.0
27/08/2024	2:03	72.1	69.4	75.2	53.2
27/08/2024	2:08	69.3		77.9	53.6
27/08/2024	2:13	65.7		77.3	54.9
27/08/2024	2:18	70.4		76.7	56.8
27/08/2024	2:23	66.7		75.3	54.4
27/08/2024	2:28	69.3		75.2	53.4
27/08/2024	2:33	67.6	68.5	76.6	53.1
27/08/2024	2:38	69.0		76.2	54.8
27/08/2024	2:43	64.7		73.4	54.0
27/08/2024	2:48	70.7		73.7	54.2
27/08/2024	2:53	69.7		73.7	54.6
27/08/2024	2:58	66.7		73.3	54.1
27/08/2024	3:03	66.2	68.1	73.2	54.3
27/08/2024	3:08	68.5		73.4	54.5
27/08/2024	3:13	67.7		73.2	54.3
27/08/2024	3:18	65.9		73.1	54.4
27/08/2024	3:23	68.1		73.0	53.5
27/08/2024	3:28	70.6		71.7	52.8
27/08/2024	3:33	71.0	69.9	72.3	53.5
27/08/2024	3:38	71.4		72.7	53.8
27/08/2024	3:43	73.3		74.2	53.4
27/08/2024	3:48	66.2		71.8	52.9
27/08/2024	3:53	65.6		72.0	52.6
27/08/2024	3:58	64.8		71.4	51.8
27/08/2024	4:03	70.7	68.8	71.2	51.9
27/08/2024	4:08	66.4		71.1	52.1
27/08/2024	4:13	68.6		72.0	52.9
27/08/2024	4:18	64.3		72.0	52.7
27/08/2024	4:23	63.8		72.3	53.2
27/08/2024	4:28	72.3		76.4	53.3
27/08/2024	4:33	68.7	68.3	72.5	53.4
27/08/2024	4:38	64.6		72.2	52.8
27/08/2024	4:43	62.7		72.1	53.3
27/08/2024	4:48	66.9		72.5	53.3
27/08/2024	4:53	71.5		73.3	53.5
27/08/2024	4:58	69.6		72.0	53.0
27/08/2024	5:03	71.3	67.4	72.1	53.2
27/08/2024	5:08	63.0		72.4	53.6
27/08/2024	5:13	66.6		72.9	53.9
27/08/2024	5:18	68.5		73.4	54.0
27/08/2024	5:23	64.6		72.9	53.8
27/08/2024	5:28	65.0		72.7	54.0
27/08/2024	5:33	71.8	69.9	72.7	53.6
27/08/2024	5:38	71.6		72.8	54.0
27/08/2024	5:43	68.4		73.0	53.9
27/08/2024	5:48	67.7		72.6	53.7
27/08/2024	5:53	70.2		72.3	53.6
27/08/2024	5:58	67.3		72.2	53.2
27/08/2024	6:03	66.8	68.0	71.9	53.1
27/08/2024	6:08	67.2		72.3	53.6
27/08/2024	6:13	67.8		72.0	52.9
27/08/2024	6:18	70.8		71.9	52.7
27/08/2024	6:23	68.4		72.1	53.2
27/08/2024	6:28	64.5		72.1	53.3
27/08/2024	6:33	64.4	68.4	72.3	53.4
27/08/2024	6:38	65.7		72.6	53.5
27/08/2024	6:43	72.0		72.6	53.8
27/08/2024	6:48	68.3		72.4	53.6
27/08/2024	6:53	65.5		72.2	53.2
27/08/2024	6:58	69.6		72.7	53.4

Date	Start Time	Leq (5mins)	Leq (30mins)	L10 (5mins)	L90 (5mins)
28/08/2024	0:03	66.4	67.8	71.3	50.9
28/08/2024	0:08	63.0		70.7	51.3
28/08/2024	0:13	67.8		71.3	52.2
28/08/2024	0:18	68.8		70.9	51.5
28/08/2024	0:23	64.4		71.2	52.0
28/08/2024	0:28	71.2		71.7	52.5
28/08/2024	0:33	70.4	65.9	71.4	52.0
28/08/2024	0:38	62.3		71.3	52.1
28/08/2024	0:43	62.7		71.4	52.2
28/08/2024	0:48	61.9		71.4	52.1
28/08/2024	0:53	63.7		71.6	52.4
28/08/2024	0:58	66.9		71.3	52.3
28/08/2024	1:03	67.0	65.1	71.7	52.4
28/08/2024	1:08	62.8		71.8	52.8
28/08/2024	1:13	63.1		71.8	52.2
28/08/2024	1:18	62.7		71.6	52.3
28/08/2024	1:23	62.5		71.9	52.6
28/08/2024	1:28	68.3		71.2	51.8
28/08/2024	1:33	69.3	68.8	72.3	52.3
28/08/2024	1:38	68.8		71.7	52.1
28/08/2024	1:43	69.3		72.2	52.7
28/08/2024	1:48	62.6		72.8	53.4
28/08/2024	1:53	66.1		72.2	52.2
28/08/2024	1:58	71.7		73.3	51.6
28/08/2024	2:03	62.6	66.0	71.2	51.8
28/08/2024	2:08	62.2		71.1	51.4
28/08/2024	2:13	69.3		70.9	51.4
28/08/2024	2:18	65.5		71.5	51.8
28/08/2024	2:23	62.3		71.0	51.1
28/08/2024	2:28	68.3		71.4	52.2
28/08/2024	2:33	63.3	66.9	71.5	52.2
28/08/2024	2:38	70.0		72.2	52.0
28/08/2024	2:43	64.6		71.9	52.2
28/08/2024	2:48	64.6		72.1	52.7
28/08/2024	2:53	67.1		71.6	52.4
28/08/2024	2:58	68.0		71.9	52.7
28/08/2024	3:03	64.5	66.0	71.9	51.9
28/08/2024	3:08	69.8		71.8	52.4
28/08/2024	3:13	67.0		72.0	52.8
28/08/2024	3:18	64.5		72.0	52.7
28/08/2024	3:23	62.9		72.0	52.6
28/08/2024	3:28	62.3		71.1	51.5
28/08/2024	3:33	66.7	66.7	71.6	52.5
28/08/2024	3:38	67.8		72.1	52.6
28/08/2024	3:43	67.2		71.9	52.7
28/08/2024	3:48	66.2		72.2	52.4
28/08/2024	3:53	68.1		72.4	53.3
28/08/2024	3:58	61.7		72.4	52.6
28/08/2024	4:03	69.3	69.0	71.8	52.4
28/08/2024	4:08	69.2		71.9	52.8
28/08/2024	4:13	69.5		72.3	53.0
28/08/2024	4:18	70.5		72.1	52.9
28/08/2024	4:23	69.5		72.4	53.5
28/08/2024	4:28	63.4		72.5	53.4
28/08/2024	4:33	63.4	64.3	72.9	53.7
28/08/2024	4:38	63.5		72.8	53.9
28/08/2024	4:43	65.1		72.7	53.5
28/08/2024	4:48	66.5		72.5	53.3
28/08/2024	4:53	62.5		72.6	53.4
28/08/2024	4:58	63.5		72.5	53.5
28/08/2024	5:03	67.5	68.0	72.1	53.1
28/08/2024	5:08	67.0		71.7	52.3
28/08/2024	5:13	64.2		72.4	53.3
28/08/2024	5:18	69.3		72.5	53.3
28/08/2024	5:23	66.5		72.3	52.3
28/08/2024	5:28	70.5		71.9	52.2
28/08/2024	5:33	63.0	64.3	72.0	52.9
28/08/2024	5:38	63.4		72.0	52.8
28/08/2024	5:43	63.8		71.5	52.6
28/08/2024	5:48	63.5		72.0	52.8
28/08/2024	5:53	67.3		72.1	52.6
28/08/2024	5:58	63.1		70.6	50.9
28/08/2024	6:03	66.1	69.4	71.3	51.6
28/08/2024	6:08	68.4		71.3	51.8
28/08/2024	6:13	70.6		72.0	52.5
28/08/2024	6:18	69.1		72.2	52.8
28/08/2024	6:23	64.3		72.2	53.0
28/08/2024	6:28	72.8		74.2	53.2
28/08/2024	6:33	68.2	65.6	72.4	53.0
28/08/2024	6:38	62.8		72.4	53.4
28/08/2024	6:43	64.6		72.3	52.9
28/08/2024	6:48	67.0		72.3	53.2
28/08/2024	6:53	65.1		72.7	53.7
28/08/2024	6:58	63.5		72.8	53.1

27/08/2024	23:03	69.3	68.0	71.8	53.0
27/08/2024	23:08	69.6		71.9	52.9
27/08/2024	23:13	65.7		72.0	53.1
27/08/2024	23:18	66.9		72.0	53.1
27/08/2024	23:23	66.9		72.1	52.9
27/08/2024	23:28	68.1		71.3	52.2
27/08/2024	23:33	69.5	68.4	71.6	52.3
27/08/2024	23:38	68.3		71.3	52.1
27/08/2024	23:43	62.6		70.9	52.0
27/08/2024	23:48	70.2		70.9	51.6
27/08/2024	23:53	70.8		71.3	52.3
27/08/2024	23:58	62.3		71.3	52.4
		Mean	68.8		
		Maximum	70.3		
		Minimum	67.4		

28/08/2024	23:03	68.6	69.8	71.5	49.0
28/08/2024	23:08	68.9		72.6	49.8
28/08/2024	23:13	68.9		71.9	49.6
28/08/2024	23:18	70.2		72.1	50.2
28/08/2024	23:23	71.4		72.3	50.1
28/08/2024	23:28	69.9		72.2	50.1
28/08/2024	23:33	66.0	66.5	71.8	49.5
28/08/2024	23:38	63.6		71.4	48.8
28/08/2024	23:43	70.2		71.5	49.4
28/08/2024	23:48	64.3		68.7	49.4
28/08/2024	23:53	67.6		69.3	49.6
28/08/2024	23:58	61.9		69.0	49.8
		Mean	66.9		
		Maximum	69.8		
		Minimum	64.3		

Station: CM11

Date	Start Time	Leq (5mins)	Leq (30mins)	L10 (5mins)	L90 (5mins)
29/08/2024	0:03	63.2		69.5	50.2
29/08/2024	0:08	64.7		69.1	49.5
29/08/2024	0:13	67.7	65.7	69.6	50.2
29/08/2024	0:18	63.8		69.3	48.8
29/08/2024	0:23	62.9		69.7	50.3
29/08/2024	0:28	68.4		69.7	48.7
29/08/2024	0:33	63.4		70.2	51.1
29/08/2024	0:38	65.1		69.7	48.0
29/08/2024	0:43	69.7	67.9	71.6	48.4
29/08/2024	0:48	68.3		71.5	48.5
29/08/2024	0:53	67.5		67.8	48.8
29/08/2024	0:58	69.8		72.7	49.0
29/08/2024	1:03	64.6		68.7	49.2
29/08/2024	1:08	69.4		71.5	49.4
29/08/2024	1:13	63.4	66.4	68.3	49.0
29/08/2024	1:18	66.3		67.9	48.9
29/08/2024	1:23	67.4		67.5	48.6
29/08/2024	1:28	64.3		67.4	48.1
29/08/2024	1:33	65.3		66.9	47.7
29/08/2024	1:38	71.2		72.9	48.1
29/08/2024	1:43	66.4	67.8	67.0	48.0
29/08/2024	1:48	67.7		69.7	48.2
29/08/2024	1:53	67.9		69.6	48.3
29/08/2024	1:58	64.8		68.1	49.3
29/08/2024	2:03	70.5		#VALUE!	49.3
29/08/2024	2:08	70.7		71.5	49.1
29/08/2024	2:13	64.2	68.2	68.0	48.1
29/08/2024	2:18	67.7		68.8	49.3
29/08/2024	2:23	65.1		78.6	48.9
29/08/2024	2:28	66.5		81.0	49.7
29/08/2024	2:33	66.8		81.9	49.4
29/08/2024	2:38	67.6		79.9	49.8
29/08/2024	2:43	69.9	69.8	73.3	50.0
29/08/2024	2:48	71.6		78.8	49.9
29/08/2024	2:53	70.9		80.1	49.7
29/08/2024	2:58	70.3		77.9	49.7
29/08/2024	3:03	65.6		72.5	50.2
29/08/2024	3:08	65.1		72.0	49.9
29/08/2024	3:13	70.0	68.7	71.4	49.4
29/08/2024	3:18	69.8		70.4	49.8
29/08/2024	3:23	70.3		72.3	50.5
29/08/2024	3:28	68.8		71.7	51.4
29/08/2024	3:33	64.9		72.2	51.9
29/08/2024	3:38	65.8		77.3	52.1
29/08/2024	3:43	63.7	65.7	77.3	51.5
29/08/2024	3:48	66.5		78.7	52.1
29/08/2024	3:53	67.4		77.7	52.0
29/08/2024	3:58	65.2		79.8	52.2
29/08/2024	4:03	63.1		79.8	52.8
29/08/2024	4:08	68.1		80.1	53.4
29/08/2024	4:13	69.0	66.8	78.7	53.7
29/08/2024	4:18	62.2		77.6	53.9
29/08/2024	4:23	69.5		82.1	54.1
29/08/2024	4:28	61.8		72.6	53.1
29/08/2024	4:33	65.5		72.3	53.0
29/08/2024	4:38	69.9		72.4	53.4
29/08/2024	4:43	64.2	67.2	79.5	54.0
29/08/2024	4:48	67.9		75.6	54.3
29/08/2024	4:53	67.0		75.6	55.4
29/08/2024	4:58	66.1		75.2	55.1
29/08/2024	5:03	69.3		75.2	53.9
29/08/2024	5:08	71.3		74.4	54.9
29/08/2024	5:13	66.3	70.3	74.3	54.7
29/08/2024	5:18	73.9		82.5	55.2
29/08/2024	5:23	66.6		80.3	54.9
29/08/2024	5:28	69.3		81.3	54.9
29/08/2024	5:33	69.0		80.3	54.6
29/08/2024	5:38	67.5		80.1	54.9
29/08/2024	5:43	68.6	67.8	80.1	55.3
29/08/2024	5:48	69.0		79.4	54.3
29/08/2024	5:53	65.9		79.4	54.3
29/08/2024	5:58	65.6		79.0	53.5
29/08/2024	6:03	64.5		78.6	53.6
29/08/2024	6:08	67.2		79.7	53.3
29/08/2024	6:13	67.3	66.8	81.2	53.0
29/08/2024	6:18	67.5		81.8	53.5
29/08/2024	6:23	68.5		75.2	53.0
29/08/2024	6:28	64.2		74.5	52.9
29/08/2024	6:33	66.6		85.1	53.1
29/08/2024	6:38	64.7		79.9	52.6
29/08/2024	6:43	65.6	66.6	79.5	52.7
29/08/2024	6:48	68.5		79.6	52.7
29/08/2024	6:53	64.4		74.9	53.0
29/08/2024	6:58	67.9		74.0	52.5

Date	Start Time	Leq (5mins)	Leq (30mins)	L10 (5mins)	L90 (5mins)
29/08/2024	23:03	68.2		77.0	51.7
29/08/2024	23:08	68.5		76.1	50.6
29/08/2024	23:13	67.6	68.9	75.1	50.6
29/08/2024	23:18	69.3		76.5	53.0
29/08/2024	23:23	66.5		75.6	51.0
29/08/2024	23:28	71.6		73.1	48.0
29/08/2024	23:33	67.2		80.7	48.8
29/08/2024	23:38	64.8		82.7	49.3
29/08/2024	23:43	67.9	67.0	82.9	48.7
29/08/2024	23:48	65.3		81.5	48.3
29/08/2024	23:53	69.5		72.1	48.6
29/08/2024	23:58	64.8		72.5	49.5
		Mean	67.6		
		Maximum	70.3		
		Minimum	65.7		

Date	Start Time	Leq (5mins)	Leq (30mins)	L10 (5mins)	L90 (5mins)
30/08/2024	0:03	70.5		84.7	51.0
30/08/2024	0:08	71.1		84.7	54.0
30/08/2024	0:13	70.0	68.4	74.1	53.0
30/08/2024	0:18	64.6		77.4	52.9
30/08/2024	0:23	63.7		80.1	51.6
30/08/2024	0:28	63.1		80.2	51.8
30/08/2024	0:33	66.5		75.5	52.0
30/08/2024	0:38	61.0		75.1	51.0
30/08/2024	0:43	68.7	68.0	74.0	50.3
30/08/2024	0:48	67.6		75.7	52.9
30/08/2024	0:53	68.8		75.3	51.5
30/08/2024	0:58	70.4		75.1	50.7
30/08/2024	1:03	70.4		74.4	50.8
30/08/2024	1:08	69.8		76.8	50.4
30/08/2024	1:13	69.8	68.8	74.8	50.9
30/08/2024	1:18	67.3		72.0	50.4
30/08/2024	1:23	62.6		71.8	51.0
30/08/2024	1:28	68.9		72.5	50.2
30/08/2024	1:33	68.3		71.7	50.3
30/08/2024	1:38	68.4		71.9	49.0
30/08/2024	1:43	66.3	67.4	73.5	48.6
30/08/2024	1:48	68.4		70.5	48.7
30/08/2024	1:53	67.5		74.6	50.3
30/08/2024	1:58	63.6		77.6	49.3
30/08/2024	2:03	64.8		78.0	52.6
30/08/2024	2:08	71.1		80.7	51.9
30/08/2024	2:13	65.4	67.7	78.9	53.1
30/08/2024	2:18	69.8		74.5	50.5
30/08/2024	2:23	62.9		75.3	50.7
30/08/2024	2:28	66.4		75.7	51.4
30/08/2024	2:33	67.4		88.6	57.7
30/08/2024	2:38	64.5		90.3	60.2
30/08/2024	2:43	66.9	66.6	90.3	60.8
30/08/2024	2:48	64.0		89.2	59.6
30/08/2024	2:53	69.0		88.7	59.4
30/08/2024	2:58	65.4		88.7	57.1
30/08/2024	3:03	62.5		82.5	53.8
30/08/2024	3:08	63.2		80.6	54.4
30/08/2024	3:13	64.2	63.6	80.7	55.2
30/08/2024	3:18	64.6		82.8	59.6
30/08/2024	3:23	63.3		83.8	58.3
30/08/2024	3:28	63.3		80.2	54.9
30/08/2024	3:33	70.4		75.2	50.0
30/08/2024	3:38	66.1		74.9	50.5
30/08/2024	3:43	69.9	68.9	75.5	51.4
30/08/2024	3:48	62.7		79.0	57.2
30/08/2024	3:53	70.0		89.1	58.2
30/08/2024	3:58	70.0		89.8	69.7
30/08/2024	4:03	68.8		88.9	63.5
30/08/2024	4:08	69.9		88.3	67.7
30/08/2024	4:13	69.9	68.6	78.4	52.7
30/08/2024	4:18	64.3		79.5	57.8
30/08/2024	4:23	65.2		83.6	54.8
30/08/2024	4:28	70.3		80.7	53.5
30/08/2024	4:33	64.7		76.8	53.1
30/08/2024	4:38	64.9		77.8	53.6
30/08/2024	4:43	69.6	68.4	79.4	53.4
30/08/2024	4:48	71.7		77.3	51.9
30/08/2024	4:53	66.3		79.0	51.6
30/08/2024	4:58	68.8		73.3	50.3
30/08/2024	5:03	68.9		72.1	50.1
30/08/2024	5:08	63.3		80.5	49.4
30/08/2024	5:13	66.4	66.1	91.5	51.5
30/08/2024	5:18	64.6		82.4	49.0
30/08/2024	5:23	63.4		85.6	52.2
30/08/2024	5:28	67.3		82.9	50.8
30/08/2024	5:33	68.6		74.7	49.4
30/08/2024	5:38	62.8		76.0	49.5
30/08/2024	5:43	65.1	66.5	75.0	49.0
30/08/2024	5:48	67.7		75.5	51.7
30/08/2024	5:53	65.8		76.7	49.6
30/08/2024	5:58	66.6		81.3	52.7
30/08/2024	6:03	64.3		86.7	50.7
30/08/2024	6:08	67.3		83.4	49.7
30/08/2024	6:13	67.2	67.5	82.6	51.7
30/08/2024	6:18	70.0		76.6	50.4
30/08/2024	6:23	68.9		72.7	52.5
30/08/2024	6:28	64.4		72.5	52.5
30/08/2024	6:33	63.2		72.8	52.5
30/08/2024	6:38	66.4		72.4	52.2
30/08/2024	6:43	62.4	65.8	74.0	53.3
30/08/2024	6:48	66.9		76.3	54.9
30/08/2024	6:53	68.8		73.6	53.0
30/08/2024	6:58	63.1		74.2	54.1

Date	Start Time	Leq (5mins)	Leq (30mins)	L10 (5mins)	L90 (5mins)
30/08/2024	23:02	70.5		74.7	48.1
30/08/2024	23:07	71.9		75.0	46.8
30/08/2024	23:12	67.2	70.0	70.6	45.7
30/08/2024	23:17	72.0		74.3	45.4
30/08/2024	23:22	67.9		72.6	46.4
30/08/2024	23:27	67.5		70.6	45.6
30/08/2024	23:32	68.9		72.8	46.5
30/08/2024	23:37	71.9		73.1	46.1
30/08/2024	23:42	67.5	69.5	71.9	45.3
30/08/2024	23:47	69.5		73.6	45.9
30/08/2024	23:52	68.4		72.8	46.9
30/08/2024	23:57	69.6		73.8	46.4
		Mean	67.6		
		Maximum	70.0		
		Minimum	63.6		

Station: CM11

Date	Start Time	Leq (5mins)	Leq (30mins)	L10 (5mins)	L90 (5mins)
31/08/2024	0:02	72.1		75.1	54.0
31/08/2024	0:07	72.3		75.6	62.4
31/08/2024	0:12	71.1	70.6	76.0	54.2
31/08/2024	0:17	65.6		68.4	49.2
31/08/2024	0:22	69.5		72.7	48.7
31/08/2024	0:27	70.0		73.2	47.3
31/08/2024	0:32	70.6		74.6	47.5
31/08/2024	0:37	73.1		77.0	48.0
31/08/2024	0:42	68.9	69.9	72.3	46.5
31/08/2024	0:47	69.8		73.9	48.0
31/08/2024	0:52	66.9		69.4	45.1
31/08/2024	0:57	67.1		70.1	45.4
31/08/2024	1:02	67.5		68.5	45.4
31/08/2024	1:07	71.5		75.7	45.9
31/08/2024	1:12	65.6	68.4	66.0	44.5
31/08/2024	1:17	68.7		73.1	45.0
31/08/2024	1:22	66.8		69.6	44.8
31/08/2024	1:27	68.0		70.5	44.1
31/08/2024	1:32	63.8		65.1	43.6
31/08/2024	1:37	66.6		68.8	44.0
31/08/2024	1:42	63.9	65.5	64.7	43.6
31/08/2024	1:47	65.2		67.1	43.5
31/08/2024	1:52	66.5		68.8	43.7
31/08/2024	1:57	66.2		68.5	43.4
31/08/2024	2:02	63.1		65.9	43.7
31/08/2024	2:07	66.0		66.5	43.2
31/08/2024	2:12	68.3	65.4	68.4	43.5
31/08/2024	2:17	59.1		59.2	44.2
31/08/2024	2:22	65.9		66.6	43.5
31/08/2024	2:27	65.0		66.6	43.1
31/08/2024	2:32	71.1		73.8	47.8
31/08/2024	2:37	64.7		66.3	42.7
31/08/2024	2:42	66.9	66.9	67.8	43.7
31/08/2024	2:47	65.6		66.4	43.4
31/08/2024	2:52	64.8		66.1	44.8
31/08/2024	2:57	63.6		63.9	43.5
31/08/2024	3:02	67.8		69.0	42.9
31/08/2024	3:07	64.9		66.2	42.5
31/08/2024	3:12	60.6	65.3	62.6	43.0
31/08/2024	3:17	63.2		65.8	43.1
31/08/2024	3:22	62.0		66.5	43.2
31/08/2024	3:27	68.1		70.4	43.3
31/08/2024	3:32	65.1		65.2	44.2
31/08/2024	3:37	66.6		69.4	44.1
31/08/2024	3:42	66.7	66.6	68.4	43.4
31/08/2024	3:47	67.0		67.8	43.5
31/08/2024	3:52	65.5		66.7	43.4
31/08/2024	3:57	68.2		69.1	43.1
31/08/2024	4:02	63.4		64.4	43.4
31/08/2024	4:07	63.9		64.3	43.4
31/08/2024	4:12	63.8	66.8	65.2	43.5
31/08/2024	4:17	65.3		67.1	43.7
31/08/2024	4:22	68.8		69.8	43.8
31/08/2024	4:27	70.3		73.9	44.5
31/08/2024	4:32	66.2		68.7	43.9
31/08/2024	4:37	70.2		73.6	45.3
31/08/2024	4:42	63.0	67.6	64.0	53.0
31/08/2024	4:47	66.5		68.0	57.2
31/08/2024	4:52	66.6		69.5	57.6
31/08/2024	4:57	69.6		73.6	57.6
31/08/2024	5:02	65.4		67.4	57.4
31/08/2024	5:07	69.5		74.0	58.2
31/08/2024	5:12	71.2	69.2	76.3	58.2
31/08/2024	5:17	66.1		66.8	57.7
31/08/2024	5:22	67.0		68.8	57.6
31/08/2024	5:27	71.9		76.7	57.5
31/08/2024	5:32	70.2		74.6	57.7
31/08/2024	5:37	72.9		77.0	57.7
31/08/2024	5:42	72.5	71.8	76.6	57.8
31/08/2024	5:47	71.2		74.7	57.7
31/08/2024	5:52	71.9		76.5	57.7
31/08/2024	5:57	71.8		75.8	58.1
31/08/2024	6:02	73.3		77.2	58.1
31/08/2024	6:07	76.1		79.3	58.1
31/08/2024	6:12	76.9	75.0	79.7	59.0
31/08/2024	6:17	74.5		78.0	57.8
31/08/2024	6:22	74.3		78.1	48.3
31/08/2024	6:27	73.3		77.1	47.9
31/08/2024	6:32	72.7		76.2	50.5
31/08/2024	6:37	72.9		77.5	50.4
31/08/2024	6:42	74.4	73.9	78.3	54.1
31/08/2024	6:47	75.1		78.7	60.0
31/08/2024	6:52	74.6		78.4	52.4
31/08/2024	6:57	73.0		76.8	50.2
31/08/2024	23:02	69.7		73.4	46.9
31/08/2024	23:07	70.2		73.6	45.6
31/08/2024	23:12	68.4	69.7	70.3	45.5
31/08/2024	23:17	66.9		70.3	47.0
31/08/2024	23:22	71.3		74.2	46.3
31/08/2024	23:27	70.4		74.2	47.4
31/08/2024	23:32	68.0		69.4	46.1
31/08/2024	23:37	70.0		75.0	46.5
31/08/2024	23:42	67.7	68.6	69.9	45.2
31/08/2024	23:47	69.6		73.4	48.6
31/08/2024	23:52	66.5		69.6	44.9
31/08/2024	23:57	69.0		74.1	44.8
		Mean	68.8		
		Maximum	75.0		
		Minimum	65.3		

Date	Start Time	Leq (5mins)	Leq (30mins)	L10 (5mins)	L90 (5mins)
1/09/2024	0:02	67.6		70.0	45.7
1/09/2024	0:07	66.8		70.3	45.6
1/09/2024	0:12	67.8	68.6	72.6	45.2
1/09/2024	0:17	71.6		75.6	46.2
1/09/2024	0:22	67.3		70.2	44.9
1/09/2024	0:27	68.4		72.2	44.9
1/09/2024	0:32	66.1		69.7	45.2
1/09/2024	0:37	68.7		73.4	44.9
1/09/2024	0:42	67.2	67.5	69.4	44.6
1/09/2024	0:47	68.5		71.5	44.4
1/09/2024	0:52	65.7		69.4	45.0
1/09/2024	0:57	67.8		70.2	44.8
1/09/2024	1:02	70.1		73.7	44.3
1/09/2024	1:07	66.9		70.0	44.7
1/09/2024	1:12	67.2	66.9	69.9	44.4
1/09/2024	1:17	65.0		66.3	44.4
1/09/2024	1:22	64.2		64.5	44.5
1/09/2024	1:27	65.2		66.1	43.9
1/09/2024	1:32	65.9		67.2	44.1
1/09/2024	1:37	66.5		67.3	44.4
1/09/2024	1:42	66.7	67.1	69.3	45.3
1/09/2024	1:47	69.0		73.8	45.0
1/09/2024	1:52	66.4		69.3	44.4
1/09/2024	1:57	67.2		67.9	43.9
1/09/2024	2:02	67.8		69.1	44.1
1/09/2024	2:07	69.3		72.8	44.1
1/09/2024	2:12	67.9	67.0	69.7	43.4
1/09/2024	2:17	66.1		66.3	43.7
1/09/2024	2:22	62.1		63.8	43.6
1/09/2024	2:27	65.5		67.3	43.9
1/09/2024	2:32	68.5		71.6	44.0
1/09/2024	2:37	63.7		65.4	43.8
1/09/2024	2:42	68.0	66.7	69.2	43.8
1/09/2024	2:47	67.3		71.3	43.5
1/09/2024	2:52	67.2		71.3	44.3
1/09/2024	2:57	62.3		62.5	44.0
1/09/2024	3:02	65.8		68.2	43.4
1/09/2024	3:07	59.9		65.0	43.3
1/09/2024	3:12	65.0	65.2	66.6	43.5
1/09/2024	3:17	63.1		63.7	43.0
1/09/2024	3:22	66.9		67.8	43.8
1/09/2024	3:27	67.0		68.2	43.7
1/09/2024	3:32	61.9		62.3	42.9
1/09/2024	3:37	64.0		66.4	43.4
1/09/2024	3:42	69.1	66.3	71.5	44.0
1/09/2024	3:47	68.8		72.3	44.2
1/09/2024	3:52	66.2		68.5	43.6
1/09/2024	3:57	61.6		63.6	42.9
1/09/2024	4:02	67.2		68.1	43.4
1/09/2024	4:07	66.7		68.2	44.0
1/09/2024	4:12	66.3	67.3	68.3	43.3
1/09/2024	4:17	64.9		66.4	43.8
1/09/2024	4:22	68.1		69.9	43.7
1/09/2024	4:27	69.4		71.8	44.6
1/09/2024	4:32	66.3		68.8	44.7
1/09/2024	4:37	68.7		70.6	45.1
1/09/2024	4:42	66.0	67.2	67.4	43.5
1/09/2024	4:47	65.4		66.0	43.6
1/09/2024	4:52	68.3		71.4	45.6
1/09/2024	4:57	67.5		69.8	45.6
1/09/2024	5:02	67.9		71.6	51.2
1/09/2024	5:07	68.0		71.5	54.4
1/09/2024	5:12	68.5	68.0	72.3	52.7
1/09/2024	5:17	67.5		70.0	46.8
1/09/2024	5:22	65.9		68.3	46.4
1/09/2024	5:27	69.4		71.8	49.3
1/09/2024	5:32	69.8		73.5	48.4
1/09/2024	5:37	69.8		73.3	48.7
1/09/2024	5:42	68.0	68.5	70.6	47.0
1/09/2024	5:47	68.0		70.7	47.6
1/09/2024	5:52	67.2		70.6	47.3
1/09/2024	5:57	67.3		70.1	47.6
1/09/2024	6:02	71.1		74.6	47.3
1/09/2024	6:07	69.6		73.5	49.5
1/09/2024	6:12	67.3	69.2	69.8	45.9
1/09/2024	6:17	66.5		70.3	44.0
1/09/2024	6:22	67.6		71.1	47.2
1/09/2024	6:27	70.8		74.3	49.2
1/09/2024	6:32	69.9		74.4	45.4
1/09/2024	6:37	69.5		73.6	46.0
1/09/2024	6:42	70.3	70.2	74.4	49.2
1/09/2024	6:47	68.4		72.3	47.2
1/09/2024	6:52	71.3		75.9	50.0
1/09/2024	6:57	71.1		73.9	48.8
1/09/2024	23:02	70.2		74.4	47.1
1/09/2024	23:07	66.8		67.3	45.2
1/09/2024	23:12	67.6	68.4	71.0	45.9
1/09/2024	23:17	68.1		71.1	46.0
1/09/2024	23:22	68.4		72.5	45.3
1/09/2024	23:27	68.4		72.3	46.2
1/09/2024	23:32	69.5		74.0	45.9
1/09/2024	23:37	67.4		68.5	45.3
1/09/2024	23:42	69.4	68.5	73.3	45.2
1/09/2024	23:47	67.1		69.6	44.8
1/09/2024	23:52	69.8		72.0	44.9
1/09/2024	23:57	66.8		68.2	45.4
		Mean	67.7		
		Maximum	70.2		
		Minimum	65.2		

Station: CM11

Date	Start Time	Leq (5mins)	Leq (30mins)	L10 (5mins)	L90 (5mins)
2/09/2024	0:02	66.3	67.7	67.8	44.8
2/09/2024	0:07	67.2		68.3	43.8
2/09/2024	0:12	69.0		71.0	44.6
2/09/2024	0:17	66.1		69.2	44.5
2/09/2024	0:22	69.0		69.5	44.2
2/09/2024	0:27	67.4		69.2	44.1
2/09/2024	0:32	65.6	65.5	68.3	44.9
2/09/2024	0:37	66.6		69.5	44.4
2/09/2024	0:42	66.5		67.5	44.2
2/09/2024	0:47	60.2		62.2	44.1
2/09/2024	0:52	64.3		67.6	44.2
2/09/2024	0:57	66.8		69.2	44.1
2/09/2024	1:02	65.4	65.7	67.3	44.3
2/09/2024	1:07	66.3		69.3	44.4
2/09/2024	1:12	64.6		67.9	44.1
2/09/2024	1:17	62.7		65.7	43.6
2/09/2024	1:22	68.2		70.3	43.9
2/09/2024	1:27	65.2		65.9	44.2
2/09/2024	1:32	66.0	64.7	68.3	43.7
2/09/2024	1:37	57.7		70.2	43.4
2/09/2024	1:42	66.1		67.3	43.6
2/09/2024	1:47	65.0		66.0	43.8
2/09/2024	1:52	65.2		67.4	43.8
2/09/2024	1:57	64.1		65.6	43.9
2/09/2024	2:02	65.2	65.0	66.6	44.0
2/09/2024	2:07	64.9		65.6	44.2
2/09/2024	2:12	64.6		65.1	43.2
2/09/2024	2:17	62.6		65.0	43.6
2/09/2024	2:22	66.6		67.7	43.2
2/09/2024	2:27	65.0		68.2	43.3
2/09/2024	2:32	63.3	65.1	63.4	42.7
2/09/2024	2:37	63.3		65.2	43.3
2/09/2024	2:42	64.9		66.9	43.4
2/09/2024	2:47	66.7		67.2	43.8
2/09/2024	2:52	64.6		67.7	43.6
2/09/2024	2:57	66.3		67.7	43.4
2/09/2024	3:02	62.7	65.8	65.2	43.1
2/09/2024	3:07	69.4		71.9	43.0
2/09/2024	3:12	54.3		56.6	43.4
2/09/2024	3:17	66.9		69.3	43.8
2/09/2024	3:22	64.3		66.6	43.9
2/09/2024	3:27	66.4		69.0	43.6
2/09/2024	3:32	65.4	67.1	67.9	43.6
2/09/2024	3:37	65.2		68.2	43.5
2/09/2024	3:42	64.6		65.0	43.0
2/09/2024	3:47	72.0		74.9	43.2
2/09/2024	3:52	61.5		64.9	43.5
2/09/2024	3:57	66.2		67.6	43.9
2/09/2024	4:02	63.1	65.7	67.9	42.3
2/09/2024	4:07	64.9		67.6	43.5
2/09/2024	4:12	67.3		69.0	44.3
2/09/2024	4:17	66.9		68.4	42.6
2/09/2024	4:22	62.4		65.6	42.4
2/09/2024	4:27	67.3		68.7	43.4
2/09/2024	4:32	68.4	67.6	72.0	45.3
2/09/2024	4:37	65.7		67.9	43.2
2/09/2024	4:42	66.1		67.7	43.1
2/09/2024	4:47	66.4		68.3	44.3
2/09/2024	4:52	70.3		72.2	46.5
2/09/2024	4:57	67.0		68.2	46.0
2/09/2024	5:02	69.7	69.6	72.7	52.7
2/09/2024	5:07	69.3		73.2	51.2
2/09/2024	5:12	70.1		74.4	53.0
2/09/2024	5:17	67.2		70.1	50.1
2/09/2024	5:22	70.3		72.8	50.3
2/09/2024	5:27	70.5		74.7	50.2
2/09/2024	5:32	72.4	73.5	73.3	48.1
2/09/2024	5:37	73.2		76.9	55.4
2/09/2024	5:42	71.5		76.3	52.1
2/09/2024	5:47	74.8		78.8	52.4
2/09/2024	5:52	75.1		78.4	51.8
2/09/2024	5:57	73.2		77.2	53.5
2/09/2024	6:02	72.6	74.1	77.2	51.4
2/09/2024	6:07	74.2		78.8	53.1
2/09/2024	6:12	74.9		78.6	53.8
2/09/2024	6:17	75.0		77.6	54.5
2/09/2024	6:22	72.9		76.7	54.5
2/09/2024	6:27	74.4		78.9	56.8
2/09/2024	6:32	74.0	74.1	78.8	58.1
2/09/2024	6:37	73.5		77.6	55.7
2/09/2024	6:42	73.8		78.3	53.5
2/09/2024	6:47	75.2		79.1	61.3
2/09/2024	6:52	73.6		77.7	53.8
2/09/2024	6:57	74.3		78.3	51.6

Date	Start Time	Leq (5mins)	Leq (30mins)	L10 (5mins)	L90 (5mins)
3/09/2024	0:01	66.1	67.5	68.8	45.1
3/09/2024	0:06	67.4		70.7	46.1
3/09/2024	0:11	69.0		70.4	45.7
3/09/2024	0:16	68.1		71.3	47.2
3/09/2024	0:21	67.8		71.8	45.7
3/09/2024	0:26	65.7		69.6	44.2
3/09/2024	0:31	60.6	67.2	61.1	43.8
3/09/2024	0:36	69.8		73.3	45.6
3/09/2024	0:41	64.6		66.0	44.2
3/09/2024	0:46	67.2		67.8	43.8
3/09/2024	0:51	68.4		70.9	43.0
3/09/2024	0:56	67.4		69.7	43.4
3/09/2024	1:01	64.8	66.5	64.9	43.4
3/09/2024	1:06	69.6		71.4	43.9
3/09/2024	1:11	66.9		69.8	43.4
3/09/2024	1:16	60.2		61.8	43.3
3/09/2024	1:21	63.6		65.6	43.8
3/09/2024	1:26	67.9		69.8	43.9
3/09/2024	1:31	72.7	67.8	75.5	43.4
3/09/2024	1:36	62.2		63.0	43.6
3/09/2024	1:41	64.7		65.7	43.4
3/09/2024	1:46	66.1		69.4	43.9
3/09/2024	1:51	66.6		69.6	43.2
3/09/2024	1:56	66.6		69.6	43.7
3/09/2024	2:01	68.2	69.2	71.3	43.5
3/09/2024	2:06	64.4		66.8	43.2
3/09/2024	2:11	68.2		69.0	42.9
3/09/2024	2:16	68.0		69.8	43.3
3/09/2024	2:21	67.6		69.4	44.0
3/09/2024	2:26	73.4		78.1	56.4
3/09/2024	2:31	74.4	73.4	78.4	51.4
3/09/2024	2:36	72.7		77.0	53.5
3/09/2024	2:41	72.3		77.5	50.8
3/09/2024	2:46	74.1		78.3	57.3
3/09/2024	2:51	74.2		77.4	52.3
3/09/2024	2:56	72.4		77.1	53.4
3/09/2024	3:01	73.3	73.1	77.1	58.3
3/09/2024	3:06	75.5		79.1	53.7
3/09/2024	3:11	71.9		76.0	55.8
3/09/2024	3:16	71.7		75.6	54.3
3/09/2024	3:21	71.5		76.3	56.1
3/09/2024	3:26	73.1		76.3	53.1
3/09/2024	3:31	72.4	71.4	76.2	55.4
3/09/2024	3:36	70.9		75.6	53.9
3/09/2024	3:41	71.6		76.6	52.1
3/09/2024	3:46	71.3		75.9	51.8
3/09/2024	3:51	71.9		76.5	54.0
3/09/2024	3:56	69.7		75.0	51.9
3/09/2024	4:01	72.9	73.0	77.5	54.2
3/09/2024	4:06	71.0		76.0	54.3
3/09/2024	4:11	72.2		76.6	53.1
3/09/2024	4:16	72.1		75.8	51.8
3/09/2024	4:21	74.1		76.8	51.3
3/09/2024	4:26	74.5		77.6	55.8
3/09/2024	4:31	71.1	72.2	75.7	51.0
3/09/2024	4:36	73.5		77.3	51.3
3/09/2024	4:41	71.3		76.4	49.6
3/09/2024	4:46	72.8		77.6	51.6
3/09/2024	4:51	71.2		75.4	51.0
3/09/2024	4:56	72.9		76.9	56.8
3/09/2024	5:01	71.0	70.6	75.7	49.3
3/09/2024	5:06	71.4		75.5	53.8
3/09/2024	5:11	69.8		71.6	47.5
3/09/2024	5:16	69.8		74.2	48.6
3/09/2024	5:21	70.6		75.8	49.8
3/09/2024	5:26	70.9		76.0	54.3
3/09/2024	5:31	71.6	71.2	76.2	50.0
3/09/2024	5:36	71.2		76.0	53.5
3/09/2024	5:41	71.5		74.9	52.2
3/09/2024	5:46	70.7		75.6	49.0
3/09/2024	5:51	71.6		76.5	50.4
3/09/2024	5:56	70.6		75.0	46.7
3/09/2024	6:01	71.1	70.6	76.1	48.9
3/09/2024	6:06	69.4		74.2	48.3
3/09/2024	6:11	70.5		75.1	47.3
3/09/2024	6:16	68.8		73.9	45.7
3/09/2024	6:21	71.4		76.1	49.0
3/09/2024	6:26	71.8		74.7	48.2
3/09/2024	6:31	71.5	71.2	76.3	47.7
3/09/2024	6:36	71.1		75.5	47.1
3/09/2024	6:41	71.9		76.0	47.7
3/09/2024	6:46	71.8		76.8	49.9
3/09/2024	6:51	70.5		75.0	49.1
3/09/2024	6:56	70.0		73.8	47.5

2/09/2024	23:01	70.1	69.9	74.9	47.0
2/09/2024	23:06	68.7		73.0	46.5
2/09/2024	23:11	68.1		70.7	44.8
2/09/2024	23:16	71.5		74.2	46.4
2/09/2024	23:21	71.3		73.9	45.7
2/09/2024	23:26	68.0		71.7	45.8
2/09/2024	23:31	65.3	66.5	67.5	44.6
2/09/2024	23:36	66.8		68.7	45.9
2/09/2024	23:41	65.0		66.5	44.7
2/09/2024	23:46	67.6		68.5	45.2
2/09/2024	23:51	67.0		69.9	45.2
2/09/2024	23:56	66.5		68.5	45.2
		Mean	68.0		
		Maximum	74.1		
		Minimum	64.7		

3/09/2024	23:01	64.1	67.0	75.6	55.1
3/09/2024	23:06	66.7		76.9	53.7
3/09/2024	23:11	59.1		73.4	51.1
3/09/2024	23:16	68.3		73.9	52.3
3/09/2024	23:21	69.4		76.2	53.4
3/09/2024	23:26	68.3		72.8	52.3
3/09/2024	23:31	68.6	67.2	72.6	52.6
3/09/2024	23:36	64.5		74.1	54.5
3/09/2024	23:41	66.9		77.5	54.9
3/09/2024	23:46	65.2		79.1	57.2
3/09/2024	23:51	69.2		77.7	57.2
3/09/2024	23:56	66.7		75.2	57.7
		Mean	69.9		
		Maximum	73.4		
		Minimum	66.5		

Station: CM11

Date	Start Time	Leq (5mins)	Leq (30mins)	L10 (5mins)	L90 (5mins)
4/09/2024	0:01	62.4	65.0	76.1	57.4
4/09/2024	0:06	66.0		77.1	56.0
4/09/2024	0:11	66.8		75.2	55.8
4/09/2024	0:16	64.1		77.5	54.1
4/09/2024	0:21	63.1		76.5	54.1
4/09/2024	0:26	66.0		74.4	56.0
4/09/2024	0:31	67.0	66.1	78.4	57.0
4/09/2024	0:36	64.2		76.6	57.2
4/09/2024	0:41	67.6		76.5	57.6
4/09/2024	0:46	65.9		76.8	51.9
4/09/2024	0:51	65.7		76.8	54.7
4/09/2024	0:56	65.6		75.9	55.6
4/09/2024	1:01	68.0	67.6	75.8	56.0
4/09/2024	1:06	69.3		77.8	54.3
4/09/2024	1:11	67.8		75.1	53.8
4/09/2024	1:16	66.9		78.2	53.9
4/09/2024	1:21	65.4		74.8	57.4
4/09/2024	1:26	67.2		77.7	55.2
4/09/2024	1:31	65.3	68.6	74.9	57.3
4/09/2024	1:36	67.3		78.0	55.3
4/09/2024	1:41	66.6		77.0	56.6
4/09/2024	1:46	71.8		79.8	58.8
4/09/2024	1:51	69.7		76.0	54.7
4/09/2024	1:56	67.3		75.4	55.3
4/09/2024	2:01	67.6	68.4	78.4	55.6
4/09/2024	2:06	65.1		77.9	57.1
4/09/2024	2:11	66.2		75.3	57.2
4/09/2024	2:16	71.4		76.5	57.4
4/09/2024	2:21	70.4		79.1	56.4
4/09/2024	2:26	65.6		78.4	55.6
4/09/2024	2:31	68.0	68.7	81.2	59.0
4/09/2024	2:36	72.4		81.5	56.4
4/09/2024	2:41	70.6		77.5	56.6
4/09/2024	2:46	64.2		78.8	58.2
4/09/2024	2:51	63.8		77.2	57.8
4/09/2024	2:56	65.8		78.7	56.8
4/09/2024	3:01	71.2	68.7	78.1	58.2
4/09/2024	3:06	71.4		76.4	58.4
4/09/2024	3:11	67.5		78.0	56.5
4/09/2024	3:16	64.8		76.6	54.8
4/09/2024	3:21	66.6		76.2	55.6
4/09/2024	3:26	66.1		77.2	54.1
4/09/2024	3:31	66.5	69.2	78.0	56.5
4/09/2024	3:36	71.8		81.8	57.8
4/09/2024	3:41	70.7		78.3	56.7
4/09/2024	3:46	68.8		80.5	56.8
4/09/2024	3:51	69.5		78.7	55.5
4/09/2024	3:56	63.8		75.4	56.8
4/09/2024	4:01	63.7	67.7	79.1	57.7
4/09/2024	4:06	70.0		77.5	58.0
4/09/2024	4:11	66.1		77.7	55.1
4/09/2024	4:16	70.6		80.3	57.6
4/09/2024	4:21	67.9		79.8	56.9
4/09/2024	4:26	62.0		73.9	54.0
4/09/2024	4:31	61.7	65.7	76.0	54.7
4/09/2024	4:36	67.9		78.7	54.9
4/09/2024	4:41	61.7		76.8	54.7
4/09/2024	4:46	67.8		76.7	54.8
4/09/2024	4:51	64.9		73.4	53.9
4/09/2024	4:56	65.8		78.8	56.8
4/09/2024	5:01	62.8	68.7	76.7	54.8
4/09/2024	5:06	67.9		80.5	57.9
4/09/2024	5:11	71.8		76.3	58.8
4/09/2024	5:16	68.5		80.2	56.5
4/09/2024	5:21	67.9		76.8	54.9
4/09/2024	5:26	69.2		76.8	56.2
4/09/2024	5:31	68.4	68.0	76.5	57.4
4/09/2024	5:36	68.1		73.8	53.1
4/09/2024	5:41	64.7		76.8	55.7
4/09/2024	5:46	69.4		76.3	55.4
4/09/2024	5:51	68.9		77.6	55.9
4/09/2024	5:56	66.8		75.7	54.8
4/09/2024	6:01	61.8	68.0	75.0	55.8
4/09/2024	6:06	68.7		77.6	54.7
4/09/2024	6:11	63.8		78.6	55.8
4/09/2024	6:16	70.0		79.9	58.0
4/09/2024	6:21	67.2		77.8	58.2
4/09/2024	6:26	70.5		76.1	57.5
4/09/2024	6:31	70.9	67.1	76.6	58.9
4/09/2024	6:36	67.5		78.2	56.5
4/09/2024	6:41	66.8		77.3	57.8
4/09/2024	6:46	65.9		78.3	53.9
4/09/2024	6:51	64.7		74.7	53.7
4/09/2024	6:56	60.5		77.4	54.5
		Mean	67.7		
		Maximum	69.2		
		Minimum	65.0		

Date	Start Time	Leq (5mins)	Leq (30mins)	L10 (5mins)	L90 (5mins)
9/09/2024	23:01	69.6	71.5	72.9	47.2
9/09/2024	23:06	71.4		75.5	48.5
9/09/2024	23:11	72.6		76.2	46.8
9/09/2024	23:16	72.9		76.4	47.5
9/09/2024	23:21	69.4		73.8	47.1
9/09/2024	23:26	71.9		75.3	46.8
9/09/2024	23:31	68.3	69.5	71.3	45.6
9/09/2024	23:36	70.3		73.8	44.9
9/09/2024	23:41	67.9		71.2	46.3
9/09/2024	23:46	71.0		74.0	46.2
9/09/2024	23:51	66.0		67.0	44.8
9/09/2024	23:56	71.3		75.1	45.0
		Mean	70.5		
		Maximum	71.5		
		Minimum	69.5		

Station: CM11

Date	Start Time	Leq (5mins)	Leq (30mins)	L10 (5mins)	L90 (5mins)
10/09/2024	0:01	69.7	71.2	74.5	47.2
10/09/2024	0:06	70.8		74.8	47.2
10/09/2024	0:11	70.3		73.6	44.6
10/09/2024	0:16	69.3		74.4	46.5
10/09/2024	0:21	74.2		75.8	45.2
10/09/2024	0:26	70.8		74.3	45.0
10/09/2024	0:31	69.6	69.5	70.8	45.5
10/09/2024	0:36	68.1		71.3	46.3
10/09/2024	0:41	69.2		73.3	45.6
10/09/2024	0:46	69.8		71.0	45.5
10/09/2024	0:51	69.6		71.2	45.3
10/09/2024	0:56	70.5		75.2	45.8
10/09/2024	1:01	66.2	66.8	68.7	44.2
10/09/2024	1:06	67.3		69.9	44.9
10/09/2024	1:11	69.0		71.4	44.2
10/09/2024	1:16	65.1		66.4	43.9
10/09/2024	1:21	65.7		67.6	45.5
10/09/2024	1:26	66.2		68.6	45.6
10/09/2024	1:31	67.0	66.6	69.4	44.3
10/09/2024	1:36	67.8		70.2	44.0
10/09/2024	1:41	64.9		67.2	43.9
10/09/2024	1:46	63.6		65.2	44.9
10/09/2024	1:51	67.7		71.4	44.6
10/09/2024	1:56	67.1		67.2	44.6
10/09/2024	2:01	64.2	66.8	66.2	44.2
10/09/2024	2:06	67.4		69.7	44.3
10/09/2024	2:11	64.9		65.3	44.2
10/09/2024	2:16	67.4		69.5	43.9
10/09/2024	2:21	66.3		68.1	44.0
10/09/2024	2:26	68.8		69.7	43.3
10/09/2024	2:31	67.6	67.3	67.7	43.4
10/09/2024	2:36	67.4		69.6	43.8
10/09/2024	2:41	66.6		67.9	43.6
10/09/2024	2:46	67.1		69.4	43.5
10/09/2024	2:51	68.2		72.2	44.3
10/09/2024	2:56	67.0		69.1	43.9
10/09/2024	3:01	65.8	66.5	66.3	43.5
10/09/2024	3:06	64.9		66.6	43.6
10/09/2024	3:11	64.8		66.4	42.7
10/09/2024	3:16	67.3		67.7	43.7
10/09/2024	3:21	64.4		65.0	43.6
10/09/2024	3:26	69.3		69.9	43.1
10/09/2024	3:31	66.4	65.1	69.3	43.5
10/09/2024	3:36	67.9		68.9	42.7
10/09/2024	3:41	61.3		62.0	43.2
10/09/2024	3:46	62.7		65.4	43.2
10/09/2024	3:51	59.8		65.8	43.3
10/09/2024	3:56	66.8		69.4	44.0
10/09/2024	4:01	65.8	65.8	68.1	43.8
10/09/2024	4:06	63.6		65.8	44.1
10/09/2024	4:11	66.6		68.2	43.7
10/09/2024	4:16	66.5		68.3	44.3
10/09/2024	4:21	65.1		65.2	43.8
10/09/2024	4:26	66.7		68.7	44.0
10/09/2024	4:31	65.9	69.5	67.1	43.9
10/09/2024	4:36	65.1		67.9	43.7
10/09/2024	4:41	65.0		66.1	43.7
10/09/2024	4:46	75.9		78.3	44.2
10/09/2024	4:51	63.5		64.0	44.2
10/09/2024	4:56	63.6		65.1	43.7
10/09/2024	5:01	66.3	66.9	67.6	44.3
10/09/2024	5:06	67.8		68.8	44.7
10/09/2024	5:11	67.5		70.0	44.4
10/09/2024	5:16	67.6		69.6	44.0
10/09/2024	5:21	66.3		70.8	44.1
10/09/2024	5:26	65.1		66.6	44.2
10/09/2024	5:31	64.9	67.5	65.9	44.2
10/09/2024	5:36	69.4		70.8	44.8
10/09/2024	5:41	69.3		69.7	44.1
10/09/2024	5:46	67.1		69.1	44.3
10/09/2024	5:51	66.6		67.9	45.6
10/09/2024	5:56	65.5		65.9	45.2
10/09/2024	6:01	66.9	69.7	68.3	46.1
10/09/2024	6:06	67.6		68.7	47.8
10/09/2024	6:11	69.1		72.7	50.9
10/09/2024	6:16	70.7		75.4	52.2
10/09/2024	6:21	69.5		74.5	48.8
10/09/2024	6:26	72.3		76.0	52.6
10/09/2024	6:31	70.8	72.4	75.9	51.2
10/09/2024	6:36	71.4		75.7	50.5
10/09/2024	6:41	72.4		77.4	52.6
10/09/2024	6:46	73.7		78.3	51.3
10/09/2024	6:51	71.3		76.6	51.2
10/09/2024	6:56	73.8		78.0	51.3
10/09/2024	23:01	72.3	72.1	74.7	56.3
10/09/2024	23:06	68.7		77.3	55.7
10/09/2024	23:11	73.7		81.0	56.7
10/09/2024	23:16	73.9		79.9	55.9
10/09/2024	23:21	67.5		71.0	48.5
10/09/2024	23:26	72.6		79.5	55.6
10/09/2024	23:31	69.0	66.9	75.2	52.0
10/09/2024	23:36	67.0		72.4	49.0
10/09/2024	23:41	67.7		74.4	50.7
10/09/2024	23:46	63.7		74.5	51.7
10/09/2024	23:51	62.8		72.9	50.8
10/09/2024	23:56	67.9		76.1	54.9
		Mean	68.2		
		Maximum	72.4		
		Minimum	65.1		

Date	Start Time	Leq (5mins)	Leq (30mins)	L10 (5mins)	L90 (5mins)
11/09/2024	0:01	66.3	66.7	75.7	54.3
11/09/2024	0:06	65.1		75.8	54.1
11/09/2024	0:11	68.9		74.6	56.9
11/09/2024	0:16	66.3		77.6	53.3
11/09/2024	0:21	65.1		76.4	55.1
11/09/2024	0:26	67.3		77.6	54.3
11/09/2024	0:31	66	71.0	76.3	52.0
11/09/2024	0:36	65.3		71.3	51.3
11/09/2024	0:41	66.4		72.3	52.4
11/09/2024	0:46	72.1		84.2	57.1
11/09/2024	0:51	74.4		86.0	75.2
11/09/2024	0:56	73		85.3	74.4
11/09/2024	1:01	70.8	67.2	87.0	61.8
11/09/2024	1:06	67.4		85.3	62.4
11/09/2024	1:11	65		78.5	56.0
11/09/2024	1:16	69.1		76.0	56.1
11/09/2024	1:21	62.7		77.1	54.7
11/09/2024	1:26	59.7		77.0	53.7
11/09/2024	1:31	65.1	65.2	74.3	54.1
11/09/2024	1:36	69.8		74.2	53.8
11/09/2024	1:41	60.2		72.7	48.2
11/09/2024	1:46	58.8		70.4	48.8
11/09/2024	1:51	66.1		71.2	53.1
11/09/2024	1:56	61.1		70.2	52.1
11/09/2024	2:01	57.7	60.6	73.5	50.7
11/09/2024	2:06	60.1		69.8	50.1
11/09/2024	2:11	60.3		75.3	51.3
11/09/2024	2:16	60.9		75.5	51.9
11/09/2024	2:21	60.4		74.9	55.4
11/09/2024	2:26	62.7		74.0	54.7
11/09/2024	2:31	66.8	64.1	76.2	54.8
11/09/2024	2:36	61.2		75.5	55.2
11/09/2024	2:41	67.4		76.9	56.4
11/09/2024	2:46	63		72.0	49.0
11/09/2024	2:51	55.5		69.6	49.5
11/09/2024	2:56	62.1		68.7	48.1
11/09/2024	3:01	62.6	66.0	70.5	51.6
11/09/2024	3:06	66.1		73.7	49.1
11/09/2024	3:11	64.1		69.5	51.1
11/09/2024	3:16	63.4		70.0	51.4
11/09/2024	3:21	68		78.0	54.0
11/09/2024	3:26	68.4		76.9	52.4
11/09/2024	3:31	73.7	68.3	78.6	58.7
11/09/2024	3:36	67.1		81.3	57.1
11/09/2024	3:41	67.1		77.6	57.1
11/09/2024	3:46	66.6		77.9	55.6
11/09/2024	3:51	61		75.3	54.0
11/09/2024	3:56	59.7		75.0	54.7
11/09/2024	4:01	66.3	65.7	72.7	50.3
11/09/2024	4:06	63.2		72.0	48.2
11/09/2024	4:11	67.5		73.6	50.5
11/09/2024	4:16	66.4		74.4	50.4
11/09/2024	4:21	66.7		73.9	50.7
11/09/2024	4:26	60.7		71.1	47.7
11/09/2024	4:31	60.9	65.6	70.4	51.9
11/09/2024	4:36	61.1		72.8	53.1
11/09/2024	4:41	64.1		73.8	55.1
11/09/2024	4:46	67.3		74.0	54.3
11/09/2024	4:51	66.9		77.1	55.9
11/09/2024	4:56	68		74.3	56.0
11/09/2024	5:01	63.3	64.7	74.7	54.3
11/09/2024	5:06	67.1		73.5	53.1
11/09/2024	5:11	63.2		75.5	55.2
11/09/2024	5:16	63.9		76.4	51.9
11/09/2024	5:21	60.8		73.0	49.8
11/09/2024	5:26	66.6		75.1	52.6
11/09/2024	5:31	70.3	66.7	85.6	57.3
11/09/2024	5:36	64.3		69.7	52.3
11/09/2024	5:41	65.4		74.4	51.4
11/09/2024	5:46	56.9		68.8	50.9
11/09/2024	5:51	68.4		76.2	52.4
11/09/2024	5:56	66.1		73.6	53.1
11/09/2024	6:01	63.2	68.3	76.5	54.2
11/09/2024	6:06	67		74.6	54.0
11/09/2024	6:11	66.3		75.7	52.3
11/09/2024	6:16	70.6		77.0	53.6
11/09/2024	6:21	66.8		75.0	55.8
11/09/2024	6:26	71		77.2	54.0
11/09/2024	6:31	68.6	65.8	75.0	56.6
11/09/2024	6:36	61.5		75.6	52.5
11/09/2024	6:41	62.1		74.3	52.1
11/09/2024	6:46	63.4		75.0	55.4
11/09/2024	6:51	65.2		73.5	52.2
11/09/2024	6:56	68.4		73.7	54.4
		Mean	66.1		
		Maximum	71.0		
		Minimum	60.6		

Summary of Noise Monitoring Results during 23:00 - 07:00 on the next day at CM11	
	Leq (30mins)
Mean	68.1
Maximum	75.0
Minimum	60.6

Note:
1. Data gaps appear starting from the afternoon on 4 September 2024 to the morning on 9 September 2024 during the suspension of monitoring due to the super typhoon Yagi.

Appendix 3-2-8 Baseline Noise Monitoring Data at CM12

Station: CM12

Date	Start Time	Leq (5mins)	Leq (30mins)	L10 (5mins)	L90 (5mins)
2/10/2024	16:04	57.8		60.1	53.2
2/10/2024	16:09	59.6		60.2	52.8
2/10/2024	16:14	57.5	58.8	60.7	54.7
2/10/2024	16:19	58.4		61.6	53.2
2/10/2024	16:24	60.3		61.3	54.7
2/10/2024	16:29	58.4		59.9	53.1
2/10/2024	16:34	59.0		61.5	55.9
2/10/2024	16:39	58.5		60.9	56.2
2/10/2024	16:44	59.4	58.6	61.3	55.3
2/10/2024	16:49	57.5		61.3	55.6
2/10/2024	16:54	58.9		60.1	55.2
2/10/2024	16:59	58.4		61.4	54.8
2/10/2024	17:04	60.7		61.8	54.1
2/10/2024	17:09	60.2		60.8	56.2
2/10/2024	17:14	59.5	59.4	61.8	53.7
2/10/2024	17:19	58.9		60.3	56.2
2/10/2024	17:24	58.3		61.5	55.0
2/10/2024	17:29	58.5		60.8	55.3
2/10/2024	17:34	59.0		61.6	56.6
2/10/2024	17:39	59.2		62.1	55.0
2/10/2024	17:44	57.9	58.9	62.2	56.4
2/10/2024	17:49	59.0		61.0	55.1
2/10/2024	17:54	60.0		61.2	54.3
2/10/2024	17:59	57.8		60.1	52.3
2/10/2024	18:04	59.0		61.4	54.9
2/10/2024	18:09	58.1		61.6	56.7
2/10/2024	18:14	60.2	58.8	61.6	54.7
2/10/2024	18:19	58.8		60.6	55.4
2/10/2024	18:24	57.2		59.7	54.7
2/10/2024	18:29	58.8		59.0	54.3
2/10/2024	18:34	60.9		63.2	54.6
2/10/2024	18:39	59.8		60.7	56.4
2/10/2024	18:44	59.9	59.8	61.0	54.8
2/10/2024	18:49	58.2		62.3	56.8
2/10/2024	18:54	59.2		62.3	55.4
2/10/2024	18:59	60.1		61.9	54.0
			Mean	59.0	
			Maximum	59.1	
			Minimum	59.1	

Date	Start Time	Leq (5mins)	Leq (30mins)	L10 (5mins)	L90 (5mins)
3/10/2024	7:04	54.0		58.4	49.6
3/10/2024	7:09	55.0		57.5	51.6
3/10/2024	7:14	54.7	54.8	57.9	49.0
3/10/2024	7:19	54.0		58.4	49.5
3/10/2024	7:24	55.9		60.1	51.6
3/10/2024	7:29	55.2		59.3	50.0
3/10/2024	7:34	56.0		57.9	50.5
3/10/2024	7:39	53.8		59.7	50.2
3/10/2024	7:44	56.4	55.3	57.6	51.6
3/10/2024	7:49	54.3		55.9	48.6
3/10/2024	7:54	55.0		56.7	50.1
3/10/2024	7:59	55.5		59.2	49.8
3/10/2024	8:04	53.9		59.4	48.9
3/10/2024	8:09	54.8		56.4	50.7
3/10/2024	8:14	52.0	54.2	57.6	47.4
3/10/2024	8:19	53.1		56.5	48.0
3/10/2024	8:24	54.1		59.1	48.9
3/10/2024	8:29	56.3		58.6	50.2
3/10/2024	8:34	55.8		56.4	49.9
3/10/2024	8:39	49.9		56.4	43.5
3/10/2024	8:44	42.2	49.7	45.0	40.2
3/10/2024	8:49	43.6		43.9	40.9
3/10/2024	8:54	42.4		43.5	41.1
3/10/2024	8:59	41.6		43.5	40.7
3/10/2024	9:04	42.6		44.5	41.0
3/10/2024	9:09	43.1		45.7	42.1
3/10/2024	9:14	42.9	43.0	45.4	42.8
3/10/2024	9:19	43.2		45.7	41.2
3/10/2024	9:24	43.8		45.4	42.1
3/10/2024	9:29	42.2		44.3	40.5
3/10/2024	9:34	42.7		45.2	41.5
3/10/2024	9:39	43.5		45.8	43.0
3/10/2024	9:44	44.9	44.2	47.8	43.5
3/10/2024	9:49	43.6		44.9	41.6
3/10/2024	9:54	43.6		45.7	40.6
3/10/2024	9:59	46.2		46.5	41.8
3/10/2024	10:04	46.4		49.8	43.3
3/10/2024	10:09	45.0		46.7	41.2
3/10/2024	10:14	43.1	44.7	45.1	42.7
3/10/2024	10:19	44.3		44.9	42.9
3/10/2024	10:24	43.5		45.7	42.2
3/10/2024	10:29	45.0		47.6	41.2
3/10/2024	10:34	44.0		45.4	40.5
3/10/2024	10:39	43.2		45.6	41.2
3/10/2024	10:44	43.8	43.7	45.3	42.3
3/10/2024	10:49	42.7		44.9	42.6
3/10/2024	10:54	43.2		45.0	41.1
3/10/2024	10:59	45.1		45.8	41.9
3/10/2024	11:04	44.2		46.0	43.3
3/10/2024	11:09	44.4		46.7	43.3
3/10/2024	11:14	43.2	44.4	43.9	41.3
3/10/2024	11:19	43.9		44.3	41.0
3/10/2024	11:24	45.9		46.5	41.8
3/10/2024	11:29	44.2		44.6	41.6
3/10/2024	11:34	44.3		46.0	41.5
3/10/2024	11:39	44.9		45.4	40.2
3/10/2024	11:44	43.9	44.4	44.7	41.8
3/10/2024	11:49	43.7		45.4	43.0
3/10/2024	11:54	42.8		44.6	41.9
3/10/2024	11:59	45.9		47.0	43.2
3/10/2024	12:04	44.9		45.4	41.4
3/10/2024	12:09	42.8		45.0	41.5
3/10/2024	12:14	45.0	43.8	45.1	41.7
3/10/2024	12:19	42.7		43.9	41.9
3/10/2024	12:24	42.1		45.2	40.8
3/10/2024	12:29	44.5		45.8	42.4
3/10/2024	12:34	43.4		43.6	41.8
3/10/2024	12:39	42.9		44.1	40.1
3/10/2024	12:44	42.6	43.1	44.5	42.4
3/10/2024	12:49	42.5		45.7	40.4
3/10/2024	12:54	43.9		43.9	40.8
3/10/2024	12:59	43.0		45.4	41.5
3/10/2024	13:04	43.9		45.9	40.6
3/10/2024	13:09	43.9		44.5	40.7
3/10/2024	13:14	44.3	43.7	44.7	42.7
3/10/2024	13:19	43.8		43.9	41.6
3/10/2024	13:24	43.6		44.4	40.2
3/10/2024	13:29	42.2		45.6	41.0
3/10/2024	13:34	44.2		44.3	40.5
3/10/2024	13:39	43.2		45.0	41.5
3/10/2024	13:44	42.0	43.2	45.4	41.6
3/10/2024	13:49	44.3		45.5	42.7
3/10/2024	13:54	43.1		45.3	41.1
3/10/2024	13:59	41.9		44.9	40.4
3/10/2024	14:04	44.0		45.6	42.2
3/10/2024	14:09	43.9		44.1	41.3
3/10/2024	14:14	42.4	43.5	44.6	40.5
3/10/2024	14:19	44.6		45.1	40.5
3/10/2024	14:24	42.3		45.2	40.3
3/10/2024	14:29	43.0		43.5	42.7
3/10/2024	14:34	42.8		44.9	42.7
3/10/2024	14:39	42.6		44.2	40.7
3/10/2024	14:44	44.3	43.5	45.6	43.0
3/10/2024	14:49	44.0		45.6	42.1
3/10/2024	14:54	42.3		45.1	40.5
3/10/2024	14:59	44.3		44.4	42.8
3/10/2024	15:04	43.7		45.6	43.1
3/10/2024	15:09	44.4		44.9	42.8
3/10/2024	15:14	42.8	44.1	44.7	41.3
3/10/2024	15:19	45.0		46.8	42.9
3/10/2024	15:24	45.1		47.8	43.7
3/10/2024	15:29	43.0		43.7	41.5
3/10/2024	15:34	43.5		45.9	42.1
3/10/2024	15:39	43.9		45.5	41.6
3/10/2024	15:44	44.0	43.4	45.4	42.1
3/10/2024	15:49	42.6		45.6	41.4
3/10/2024	15:54	42.8		45.5	42.0
3/10/2024	15:59	43.5		46.1	41.8
3/10/2024	16:04	44.1		44.8	42.8
3/10/2024	16:09	42.2		44.9	40.3
3/10/2024	16:14	42.3	43.6	44.3	40.9
3/10/2024	16:19	44.5		45.2	43.0
3/10/2024	16:24	44.8		47.9	43.0
3/10/2024	16:29	43.0		44.9	41.9
3/10/2024	16:34	43.2		45.5	42.4
3/10/2024	16:39	43.6		45.2	42.7
3/10/2024	16:44	44.2	43.8	45.5	42.9
3/10/2024	16:49	44.7		45.8	40.5
3/10/2024	16:54	42.8		45.2	41.9
3/10/2024	16:59	43.7		44.3	43.0
3/10/2024	17:04	41.8		44.2	40.4
3/10/2024	17:09	42.6		44.1	41.0
3/10/2024	17:14	44.3	43.3	44.9	42.9
3/10/2024	17:19	44.6		45.0	41.1
3/10/2024	17:24	42.9		44.3	41.4
3/10/2024	17:29	43.1		45.0	42.0
3/10/2024	17:34	44.6		44.9	41.2
3/10/2024	17:39	44.6		44.8	41.3
3/10/2024	17:44	43.0	44.3	45.8	42.7
3/10/2024	17:49	44.9		45.5	40.8
3/10/2024	17:54	44.0		44.8	40.3
3/10/2024	17:59	44.7		46.0	42.4
3/10/2024	18:04	43.4		46.1	41.3
3/10/2024	18:09	42.5		45.2	42.3
3/10/2024	18:14	43.0	44.5	43.9	41.1
3/10/2024	18:19	43.8		46.3	42.4
3/10/2024	18:24	45.2		47.0	42.8
3/10/2024	18:29	47.1		47.4	45.4
3/10/2024	18:34	46.5		48.2	42.6
3/10/2024	18:39	45.4		45.7	42.2
3/10/2024	18:44	44.7	45.5	46.2	44.1
3/10/2024	18:49	43.7		46.5	42.9
3/10/2024	18:54	46.9		49.1	43.7
3/10/2024	18:59	45.3		47.7	42.6
		Mean	45.5		
		Maximum	55.3		
		Minimum	43.0		

Station: CM12

Date	Start Time	Leq (5mins)	Leq (30mins)	L10 (5mins)	L90 (5mins)
4/10/2024	7:04	43.1		44.8	42.0
4/10/2024	7:09	42.3		46.6	40.4
4/10/2024	7:14	44.2	43.7	44.3	40.8
4/10/2024	7:19	43.2		46.7	41.5
4/10/2024	7:24	44.6		44.6	40.6
4/10/2024	7:29	44.3		45.3	41.7
4/10/2024	7:34	44.1		45.4	42.3
4/10/2024	7:39	43.1		44.9	41.4
4/10/2024	7:44	45.2	44.3	45.7	43.7
4/10/2024	7:49	45.4		46.0	42.7
4/10/2024	7:54	44.3		45.0	41.4
4/10/2024	7:59	43.2		47.3	41.2
4/10/2024	8:04	44.3		45.0	41.7
4/10/2024	8:09	42.8		45.2	40.8
4/10/2024	8:14	43.3	43.8	45.1	40.8
4/10/2024	8:19	43.2		45.4	41.2
4/10/2024	8:24	44.1		46.5	41.0
4/10/2024	8:29	44.6		46.6	43.4
4/10/2024	8:34	44.2		44.4	41.6
4/10/2024	8:39	44.5		45.1	41.9
4/10/2024	8:44	42.8	43.8	46.1	40.6
4/10/2024	8:49	43.0		44.9	41.4
4/10/2024	8:54	44.3		46.3	43.2
4/10/2024	8:59	43.8		46.6	40.8
4/10/2024	9:04	43.4		44.3	42.8
4/10/2024	9:09	44.9		45.6	41.2
4/10/2024	9:14	43.3	43.7	46.6	40.6
4/10/2024	9:19	43.9		45.5	43.3
4/10/2024	9:24	43.0		45.0	41.1
4/10/2024	9:29	43.5		44.5	41.7
4/10/2024	9:34	42.4		47.0	40.4
4/10/2024	9:39	44.5		45.2	41.9
4/10/2024	9:44	43.5	43.3	45.0	40.3
4/10/2024	9:49	43.3		45.5	42.9
4/10/2024	9:54	42.4		45.7	40.9
4/10/2024	9:59	43.5		46.2	40.8
4/10/2024	10:04	44.1		45.4	40.8
4/10/2024	10:09	42.7		45.0	42.4
4/10/2024	10:14	43.4	43.2	46.2	42.3
4/10/2024	10:19	42.7		45.7	41.5
4/10/2024	10:24	43.0		44.5	41.2
4/10/2024	10:29	43.0		45.0	41.8
4/10/2024	10:34	43.0		44.9	41.6
4/10/2024	10:39	45.0		45.8	41.1
4/10/2024	10:44	44.5	44.6	47.0	42.5
4/10/2024	10:49	44.4		47.3	43.6
4/10/2024	10:54	45.9		49.1	45.4
4/10/2024	10:59	44.3		47.2	42.6
4/10/2024	11:04	45.0		49.3	42.3
4/10/2024	11:09	44.9		47.4	43.1
4/10/2024	11:14	44.4	45.5	47.1	41.6
4/10/2024	11:19	48.0		48.5	43.1
4/10/2024	11:24	45.0		49.6	43.8
4/10/2024	11:29	44.3		48.3	43.8
4/10/2024	11:34	46.3		47.2	43.0
4/10/2024	11:39	45.6		46.5	43.2
4/10/2024	11:44	44.7	45.4	49.0	44.1
4/10/2024	11:49	45.4		50.7	43.4
4/10/2024	11:54	46.3		49.7	42.5
4/10/2024	11:59	43.2		47.1	42.3
4/10/2024	12:04	48.1		51.5	45.3
4/10/2024	12:09	46.3		48.6	44.2
4/10/2024	12:14	51.0	49.3	52.5	44.9
4/10/2024	12:19	48.2		52.0	45.0
4/10/2024	12:24	51.5		52.6	46.0
4/10/2024	12:29	48.4		51.6	44.5
4/10/2024	12:34	49.1		51.4	45.7
4/10/2024	12:39	50.2		52.8	44.5
4/10/2024	12:44	47.8	48.4	52.7	45.6
4/10/2024	12:49	49.3		53.0	44.0
4/10/2024	12:54	44.7		49.6	44.0
4/10/2024	12:59	47.5		49.2	45.1
4/10/2024	13:04	46.5		50.6	46.2
4/10/2024	13:09	47.9		50.0	45.1
4/10/2024	13:14	47.1	48.5	51.4	44.6
4/10/2024	13:19	50.7		52.9	45.6
4/10/2024	13:24	48.9		52.9	45.5
4/10/2024	13:29	48.6		52.7	45.1
4/10/2024	13:34	48.6		50.3	45.6
4/10/2024	13:39	51.4		54.7	48.1
4/10/2024	13:44	50.0	50.3	52.8	46.2
4/10/2024	13:49	49.1		50.8	48.0
4/10/2024	13:54	50.8		51.6	46.9
4/10/2024	13:59	51.2		53.5	49.8
4/10/2024	14:04	52.1		57.5	48.5
4/10/2024	14:09	51.7		56.1	49.9
4/10/2024	14:14	51.6	51.6	52.6	48.0
4/10/2024	14:19	51.3		53.0	48.6
4/10/2024	14:24	52.2		54.3	47.3
4/10/2024	14:29	50.0		53.7	47.5
4/10/2024	14:34	49.9		51.9	47.4
4/10/2024	14:39	50.3		55.5	47.7
4/10/2024	14:44	50.4	56.0	53.0	48.1
4/10/2024	14:49	58.4		61.6	53.9
4/10/2024	14:54	57.6		61.2	54.6
4/10/2024	14:59	59.2		62.2	54.4
4/10/2024	15:04	58.1		61.8	53.4
4/10/2024	15:09	59.6		63.3	54.4
4/10/2024	15:14	57.6	58.4	60.9	54.8
4/10/2024	15:19	57.3		62.5	54.8
4/10/2024	15:24	59.1		62.1	55.1
4/10/2024	15:29	58.2		61.3	54.7
4/10/2024	15:34	57.8		62.4	55.2
4/10/2024	15:39	56.5		61.3	53.8
4/10/2024	15:44	57.5	57.8	61.8	53.9
4/10/2024	15:49	58.4		62.5	55.8
4/10/2024	15:54	57.7		62.1	55.6
4/10/2024	15:59	58.4		61.8	54.1
4/10/2024	16:04	58.5		62.1	55.8
4/10/2024	16:09	58.4		63.3	56.2
4/10/2024	16:14	57.9	58.9	61.4	55.5
4/10/2024	16:19	60.3		62.9	55.7
4/10/2024	16:24	58.0		60.2	56.0
4/10/2024	16:29	59.8		61.1	55.5
4/10/2024	16:34	59.6		62.0	55.0
4/10/2024	16:39	59.6		64.0	55.4
4/10/2024	16:44	57.5	58.8	60.9	53.5
4/10/2024	16:49	57.4		60.7	55.4
4/10/2024	16:54	58.1		62.3	54.9
4/10/2024	16:59	60.0		62.9	55.7
4/10/2024	17:04	59.8		61.3	55.3
4/10/2024	17:09	58.0		60.4	55.6
4/10/2024	17:14	57.6	58.4	62.1	54.7
4/10/2024	17:19	58.0		62.4	55.7
4/10/2024	17:24	58.4		63.1	55.1
4/10/2024	17:29	57.9		63.2	55.0
4/10/2024	17:34	59.9		61.6	56.0
4/10/2024	17:39	58.8		60.7	55.2
4/10/2024	17:44	60.1	59.1	62.0	55.6
4/10/2024	17:49	58.5		60.7	56.8
4/10/2024	17:54	58.3		63.1	53.7
4/10/2024	17:59	59.0		62.8	54.8
4/10/2024	18:04	58.9		61.8	54.7
4/10/2024	18:09	59.3		63.4	57.2
4/10/2024	18:14	59.4	59.3	63.0	55.4
4/10/2024	18:19	58.5		63.0	55.9
4/10/2024	18:24	58.2		62.3	55.0
4/10/2024	18:29	61.0		64.2	58.0
4/10/2024	18:34	58.0		63.3	56.9
4/10/2024	18:39	60.3		60.9	55.4
4/10/2024	18:44	58.9	59.0	61.5	55.8
4/10/2024	18:49	58.6		63.1	54.9
4/10/2024	18:54	59.4		60.9	56.1
4/10/2024	18:59	58.6		61.7	54.5
		Mean	50.6		
		Maximum	59.3		
		Minimum	43.2		

Date	Start Time	Leq (5mins)	Leq (30mins)	L10 (5mins)	L90 (5mins)
5/10/2024	7:04	44.8		46.6	42.7
5/10/2024	7:09	42.7		46.8	41.7
5/10/2024	7:14	44.7	44.3	46.3	43.3
5/10/2024	7:19	45.4		46.3	43.1
5/10/2024	7:24	44.6		45.1	42.8
5/10/2024	7:29	42.5		45.8	40.3
5/10/2024	7:34	42.2		46.4	40.9
5/10/2024	7:39	43.3		46.8	42.3
5/10/2024	7:44	42.8	42.8	44.7	41.5
5/10/2024	7:49	43.7		45.6	41.8
5/10/2024	7:54	42.6		45.1	42.5
5/10/2024	7:59	42.0		45.1	40.6
5/10/2024	8:04	43.2		44.9	42.9
5/10/2024	8:09	43.3		46.4	42.2
5/10/2024	8:14	42.9	43.2	46.5	42.8
5/10/2024	8:19	42.1		45.4	40.7
5/10/2024	8:24	42.5		45.4	42.4
5/10/2024	8:29	44.7		46.7	41.2
5/10/2024	8:34	42.4		44.9	42.3
5/10/2024	8:39	44.7		45.8	41.2
5/10/2024	8:44	44.2	43.4	45.9	41.2
5/10/2024	8:49	42.2		44.5	40.4
5/10/2024	8:54	42.8		44.9	40.6
5/10/2024	8:59	43.7		44.9	40.6
5/10/2024	9:04	43.8		45.9	42.2
5/10/2024	9:09	42.7		46.0	41.0
5/10/2024	9:14	44.0	43.4	46.4	43.0
5/10/2024	9:19	44.1		46.7	42.5
5/10/2024	9:24	43.3		44.0	43.0
5/10/2024	9:29	42.4		46.9	40.6
5/10/2024	9:34	42.4		45.2	40.5
5/10/2024	9:39	43.8		45.3	42.7
5/10/2024	9:44	43.5	43.5	44.4	41.8
5/10/2024	9:49	45.2		47.0	42.5
5/10/2024	9:54	43.0		47.1	42.4
5/10/2024	9:59	42.4		47.2	41.5
5/10/2024	10:04	44.1		46.8	40.9
5/10/2024	10:09	44.3		47.9	43.1
5/10/2024	10:14	47.1	44.9	49.3	44.9
5/10/2024	10:19	44.9		49.8	43.2
5/10/2024	10:24	43.7		48.7	43.4
5/10/2024	10:29	44.6		46.7	42.3
5/10/2024	10:34	45.5		45.6	42.4
5/10/2024	10:39	45.7		47.5	41.7
5/10/2024	10:44	45.4	45.4	48.9	44.4
5/10/2024	10:49	44.1		47.3	42.1
5/10/2024	10:54	46.1		46.2	44.5
5/10/2024	10:59	45.4		47.0	42.9
5/10/2024	11:04	47.4		50.2	44.8
5/10/2024	11:09	45.9		50.6	42.8
5/10/2024	11:14	45.3	45.8	49.6	43.0
5/10/2024	11:19	43.2		45.5	41.3
5/10/2024	11:24	47.3		50.8	44.9
5/10/2024	11:29	44.4		46.0	43.0
5/10/2024	11:34	50.4		51.4	43.3
5/10/2024	11:39	48.0		52.1	45.6
5/10/2024	11:44	49.1	49.2	53.4	44.7
5/10/2024	11:49	48.6		52.5	45.4
5/10/2024	11:54	48.9		51.5	44.1
5/10/2024	11:59	50.0		52.5	45.3
5/10/2024	12:04	49.3		51.0	44.2
5/10/2024	12:09	48.6		52.6	44.9
5/10/2024	12:14	44.6	47.6	48.7	43.2
5/10/2024	12:19	46.8		50.5	45.2
5/10/2024	12:24	46.8		51.4	44.7
5/10/2024	12:29	48.0		50.8	44.9
5/10/2024	12:34	47.1		49.3	44.6
5/10/2024	12:39	49.9		53.6	45.3
5/10/2024	12:44	50.6	49.7	52.3	46.9
5/10/2024	12:49	49.4		52.0	46.9
5/10/2024	12:54	49.5		49.5	48.1
5/10/2024	12:59	50.8		55.0	45.8
5/10/2024	13:04	51.0		53.4	47.0
5/10/2024	13:09	47.6		50.7	46.7
5/10/2024	13:14	49.5	51.0	51.9	48.3
5/10/2024	13:19	51.3		55.6	47.6
5/10/2024	13:24	51.4		57.3	48.9
5/10/2024	13:29	53.1		57.2	49.1
5/10/2024	13:34	50.7		53.9	47.7
5/10/2024	13:39	50.4		54.4	48.6
5/10/2024	13:44	51.5	50.6	54.1	48.0
5/10/2024	13:49	51.1		54.0	47.1
5/10/2024	13:54	48.7		51.4	47.2
5/10/2024	13:59	50.7		55.6	49.0
5/10/2024	14:04	50.6		53.9	49.6
5/10/2024	14:09	65.8		68.8	62.3
5/10/2024	14:14	64.7	64.2	67.0	62.0
5/10/2024	14:19	64.4		68.9	63.8
5/10/2024	14:24	65.7		68.3	62.1
5/10/2024	14:29	63.7		67.7	60.8
5/10/2024	14:34	67.2		71.9	60.8
5/10/2024	14:39	65.4		68.1	61.2
5/10/2024	14:44	64.7	66.4	67.2	61.9
5/10/2024	14:49	67.4		67.8	63.1
5/10/2024	14:54	67.0		68.3	62.2
5/10/2024	14:59	66.2		68.9	62.2
5/10/2024	15:04	65.8		66.2	62.9
5/10/2024	15:09	63.8		68.4	61.4
5/10/2024	15:14	67.1	65.3	69.9	62.5
5/10/2024	15:19	64.0		68.4	62.0
5/10/2024	15:24	66.1		67.4	62.6
5/10/2024	15:29	64.1		68.2	63.9
5/10/2024	15:34	65.8		68.2	62.2
5/10/2024	15:39	64.2		68.7	61.5
5/10/2024	15:44	65.0	65.5	69.3	61.9
5/10/2024	15:49	64.2		67.6	61.5
5/10/2024	15:54	66.2		68.6	62.3
5/10/2024	15:59	66.9		70.6	63.8
5/10/2024	16:04	65.4		69.2	63.0
5/10/2024	16:09	64.0		68.9	60.5
5/10/2024	16:14	65.3	65.2	69.9	61.9
5/10/2024	16:19	64.3		67.5	63.5
5/10/2024	16:24	65.3		69.6	63.4
5/10/2024	16:29	66.4		69.6	61.7
5/10/2024	16:34	64.3		67.3	62.8
5/10/2024	16:39	64.5		67.8	61.7
5/10/2024	16:44	65.6	65.2	72.3	62.8
5/10/2024	16:49	65.5		69.1	62.5
5/10/2024	16:54	64.0		68.8	62.8
5/10/2024	16:59	66.8		69.4	63.6
5/10/2024	17:04	64.8		68.7	63.1
5/10/2024	17:09	66.3		68.4	63.6
5/10/2024	17:14	64.1	65.0	68.2	62.6
5/10/2024	17:19	65.1		66.9	62.0
5/10/2024	17:24	64.5		68.8	63.0
5/10/2024	17:29	64.8		68.1	63.3
5/10/2024	17:34	64.6		67.9	63.7
5/10/2024	17:39	66.7		68.6	63.2
5/10/2024	17:44	64.1	65.4	68.1	62.1
5/10/2024	17:49	64.5		69.6	62.4
5/10/2024	17:54	66.3		67.8	63.4
5/10/2024	17:59	65.7		67.9	62.4
5/10/2024	18:04	65.1		69.6	62.8
5/10/2024	18:09	67.5		69.8	61.9
5/10/2024	18:14	65.6	65.9	71.4	62.5
5/10/2024	18:19	65.9		69.3	61.6
5/10/2024	18:24	65.6		69.6	64.6
5/10/2024	18:29	65.5		67.4	60.4
5/10/2024	18:34	65.8		66.7	61.4
5/10/2024	18:39	64.9		70.3	63.4
5/10/2024	18:44	65.0	64.7	66.8	62.0
5/10/2024	18:49	63.6		67.8	61.5
5/10/2024	18:54	64.1		66.3	60.2
5/10/2024	18:59	64.7		68.5	59.1
		Mean	54.1		
		Maximum	66.4		
		Minimum	42.8		

Station: CM12

Date	Start Time	Leq (5mins)	Leq (30mins)	L10 (5mins)	L90 (5mins)
6/10/2024	7:04	44.2	43.3	45.1	41.3
6/10/2024	7:09	42.8		46.7	41.4
6/10/2024	7:14	42.3		45.8	42.0
6/10/2024	7:19	42.5		46.0	40.8
6/10/2024	7:24	43.8		46.2	40.5
6/10/2024	7:29	43.5		44.7	40.7
6/10/2024	7:34	44.0	43.5	46.4	41.9
6/10/2024	7:39	42.4		44.5	41.7
6/10/2024	7:44	42.5		46.4	41.2
6/10/2024	7:49	43.9		45.2	43.2
6/10/2024	7:54	43.5		45.6	42.0
6/10/2024	7:59	44.1		45.8	42.8
6/10/2024	8:04	45.0	44.0	47.1	41.3
6/10/2024	8:09	44.2		44.9	42.7
6/10/2024	8:14	44.1		44.9	42.5
6/10/2024	8:19	42.9		45.6	41.1
6/10/2024	8:24	43.1		45.3	42.7
6/10/2024	8:29	44.2		46.5	42.9
6/10/2024	8:34	44.2	43.8	46.3	42.5
6/10/2024	8:39	44.6		44.6	41.7
6/10/2024	8:44	42.3		44.7	40.3
6/10/2024	8:49	44.2		45.2	40.4
6/10/2024	8:54	44.1		45.8	41.0
6/10/2024	8:59	42.7		46.1	40.8
6/10/2024	9:04	44.1	43.5	44.6	42.0
6/10/2024	9:09	42.8		45.9	40.8
6/10/2024	9:14	44.9		46.4	43.7
6/10/2024	9:19	42.6		46.2	42.1
6/10/2024	9:24	42.6		44.6	42.0
6/10/2024	9:29	43.3		46.6	41.3
6/10/2024	9:34	44.7	45.2	48.2	44.0
6/10/2024	9:39	46.6		48.5	43.5
6/10/2024	9:44	45.2		47.6	42.8
6/10/2024	9:49	44.8		47.9	44.3
6/10/2024	9:54	45.1		45.3	42.0
6/10/2024	9:59	44.3		46.5	43.4
6/10/2024	10:04	48.0	45.8	48.5	42.4
6/10/2024	10:09	45.4		49.4	42.2
6/10/2024	10:14	46.5		47.5	42.7
6/10/2024	10:19	45.0		46.1	43.2
6/10/2024	10:24	43.8		47.2	42.5
6/10/2024	10:29	44.9		47.8	42.7
6/10/2024	10:34	46.5	48.0	49.8	44.1
6/10/2024	10:39	46.0		50.9	44.7
6/10/2024	10:44	45.2		46.1	42.7
6/10/2024	10:49	47.7		50.9	45.6
6/10/2024	10:54	45.7		48.6	44.0
6/10/2024	10:59	52.2		53.8	45.2
6/10/2024	11:04	47.8	49.0	51.7	46.0
6/10/2024	11:09	49.0		52.8	43.8
6/10/2024	11:14	49.4		52.6	46.5
6/10/2024	11:19	48.8		50.8	44.0
6/10/2024	11:24	50.2		54.1	45.4
6/10/2024	11:29	48.2		51.0	43.8
6/10/2024	11:34	48.7	47.7	53.8	45.1
6/10/2024	11:39	45.3		47.2	43.2
6/10/2024	11:44	48.3		51.1	45.7
6/10/2024	11:49	48.0		50.7	45.0
6/10/2024	11:54	46.8		51.2	45.1
6/10/2024	11:59	48.0		50.7	45.4
6/10/2024	12:04	50.6	49.8	53.6	45.4
6/10/2024	12:09	49.7		51.5	46.2
6/10/2024	12:14	48.4		52.2	45.2
6/10/2024	12:19	48.9		49.8	46.1
6/10/2024	12:24	51.3		53.2	45.5
6/10/2024	12:29	49.4		53.5	47.2
6/10/2024	12:34	47.7		51.1	47.2
6/10/2024	12:39	50.2		54.1	49.0
6/10/2024	12:44	51.6		53.5	49.0
6/10/2024	12:49	52.5		55.2	48.9
6/10/2024	12:54	53.2		56.9	49.6
6/10/2024	12:59	50.8		53.9	49.5
6/10/2024	13:04	50.0	51.2	54.9	46.4
6/10/2024	13:09	52.3		53.5	48.4
6/10/2024	13:14	51.2		54.9	49.0
6/10/2024	13:19	48.9		52.0	48.5
6/10/2024	13:24	50.9		55.5	48.9
6/10/2024	13:29	52.6		54.5	50.1
6/10/2024	13:34	53.3	53.6	57.3	48.6
6/10/2024	13:39	53.1		57.3	47.4
6/10/2024	13:44	54.5		59.0	47.2
6/10/2024	13:49	52.9		57.1	44.8
6/10/2024	13:54	53.1		58.3	46.7
6/10/2024	13:59	54.7		57.7	46.8
6/10/2024	14:04	50.7	52.5	57.4	47.7
6/10/2024	14:09	52.3		59.2	44.0
6/10/2024	14:14	52.9		55.6	46.6
6/10/2024	14:19	53.6		57.1	45.8
6/10/2024	14:24	53.7		56.8	46.7
6/10/2024	14:29	50.4		55.9	45.2
6/10/2024	14:34	51.8	51.6	55.7	44.7
6/10/2024	14:39	50.4		55.0	42.1
6/10/2024	14:44	53.6		57.0	46.2
6/10/2024	14:49	49.9		55.0	44.4
6/10/2024	14:54	53.0		56.5	44.0
6/10/2024	14:59	49.3		53.2	42.0
6/10/2024	15:04	52.1	51.7	56.9	42.2
6/10/2024	15:09	49.8		54.7	41.5
6/10/2024	15:14	52.2		54.3	43.5
6/10/2024	15:19	52.8		56.8	46.5
6/10/2024	15:24	50.5		55.5	40.8
6/10/2024	15:29	52.2		56.9	45.3
6/10/2024	15:34	53.4	53.4	58.3	48.0
6/10/2024	15:39	51.9		55.2	45.9
6/10/2024	15:44	54.1		57.9	46.2
6/10/2024	15:49	52.4		57.9	46.3
6/10/2024	15:54	54.2		57.4	47.9
6/10/2024	15:59	54.2		57.1	47.1
6/10/2024	16:04	56.3	57.5	60.8	49.7
6/10/2024	16:09	53.6		58.8	50.1
6/10/2024	16:14	59.2		61.0	50.5
6/10/2024	16:19	56.4		59.2	48.5
6/10/2024	16:24	58.5		61.6	51.8
6/10/2024	16:29	58.6		62.0	51.3
6/10/2024	16:34	56.4	57.5	61.0	54.0
6/10/2024	16:39	58.9		60.0	54.2
6/10/2024	16:44	57.5		61.8	51.0
6/10/2024	16:49	57.0		60.8	52.9
6/10/2024	16:54	57.1		60.3	55.0
6/10/2024	16:59	57.6		59.7	54.7
6/10/2024	17:04	59.7	59.9	62.3	55.4
6/10/2024	17:09	59.0		63.1	55.1
6/10/2024	17:14	58.6		60.2	54.3
6/10/2024	17:19	62.3		62.6	55.7
6/10/2024	17:24	58.0		61.8	55.5
6/10/2024	17:29	60.1		61.5	55.8
6/10/2024	17:34	58.6	61.0	62.5	55.9
6/10/2024	17:39	59.3		63.0	57.9
6/10/2024	17:44	63.8		67.5	57.6
6/10/2024	17:49	58.4		62.2	55.7
6/10/2024	17:54	58.9		63.9	56.0
6/10/2024	17:59	63.3		68.0	57.0
6/10/2024	18:04	58.7	60.1	61.7	57.6
6/10/2024	18:09	61.3		63.7	57.8
6/10/2024	18:14	60.8		62.3	57.6
6/10/2024	18:19	58.7		61.7	55.6
6/10/2024	18:24	60.0		62.2	58.9
6/10/2024	18:29	60.2		62.1	53.5
6/10/2024	18:34	60.3	59.4	64.9	56.6
6/10/2024	18:39	59.6		62.3	55.9
6/10/2024	18:44	59.7		63.6	55.9
6/10/2024	18:49	57.6		62.8	55.5
6/10/2024	18:54	58.9		63.8	55.6
6/10/2024	18:59	59.7		60.7	55.3
		Mean	51.0		
		Maximum	61.0		
		Minimum	43.3		

Date	Start Time	Leq (5mins)	Leq (30mins)	L10 (5mins)	L90 (5mins)
7/10/2024	7:04	45.6	45.2	49.2	42.4
7/10/2024	7:09	44.8		49.3	44.5
7/10/2024	7:14	45.8		47.7	43.7
7/10/2024	7:19	44.9		45.6	44.4
7/10/2024	7:24	45.2		47.6	42.6
7/10/2024	7:29	45.0		48.4	44.1
7/10/2024	7:34	43.7	45.2	46.6	41.3
7/10/2024	7:39	46.4		48.7	43.2
7/10/2024	7:44	44.8		47.1	42.7
7/10/2024	7:49	45.1		47.7	43.8
7/10/2024	7:54	44.0		45.8	41.5
7/10/2024	7:59	46.4		48.0	43.1
7/10/2024	8:04	44.5	45.3	48.4	43.6
7/10/2024	8:09	45.4		46.5	43.2
7/10/2024	8:14	45.0		49.7	44.5
7/10/2024	8:19	46.8		48.2	41.9
7/10/2024	8:24	45.2		48.4	43.3
7/10/2024	8:29	44.8		47.5	42.9
7/10/2024	8:34	46.7	47.1	50.2	43.6
7/10/2024	8:39	47.8		49.4	44.4
7/10/2024	8:44	48.4		52.1	44.6
7/10/2024	8:49	47.6		51.7	44.2
7/10/2024	8:54	45.5		49.1	45.1
7/10/2024	8:59	46.0		48.2	44.2
7/10/2024	9:04	44.7	47.3	46.2	44.2
7/10/2024	9:09	47.7		48.7	43.1
7/10/2024	9:14	48.7		51.1	44.0
7/10/2024	9:19	49.1		50.0	43.2
7/10/2024	9:24	45.7		49.1	42.8
7/10/2024	9:29	46.2		48.9	44.0
7/10/2024	9:34	46.7	47.6	49.7	45.7
7/10/2024	9:39	46.5		53.5	45.7
7/10/2024	9:44	47.2		53.0	43.4
7/10/2024	9:49	45.6		49.3	44.9
7/10/2024	9:54	50.1		51.7	45.5
7/10/2024	9:59	47.9		49.7	44.2
7/10/2024	10:04	54.7	52.1	56.4	44.6
7/10/2024	10:09	49.9		52.1	48.4
7/10/2024	10:14	52.5		55.1	46.9
7/10/2024	10:19	50.6		54.5	47.5
7/10/2024	10:24	49.8		53.6	47.4
7/10/2024	10:29	52.8		55.1	45.7
7/10/2024	10:34	48.8	50.0	52.5	48.5
7/10/2024	10:39	50.4		54.9	44.5
7/10/2024	10:44	49.3		50.2	44.4
7/10/2024	10:49	52.5		53.6	46.3
7/10/2024	10:54	48.6		52.9	47.0
7/10/2024	10:59	48.7		50.8	47.1
7/10/2024	11:04	48.1	51.9	54.6	46.7
7/10/2024	11:09	54.3		56.3	47.0
7/10/2024	11:14	52.0		54.1	46.4
7/10/2024	11:19	50.7		55.2	47.2
7/10/2024	11:24	51.6		52.4	50.0
7/10/2024	11:29	52.4		55.6	49.5
7/10/2024	11:34	51.2	53.2	56.7	49.7
7/10/2024	11:39	49.9		52.4	48.5
7/10/2024	11:44	49.9		55.1	49.5
7/10/2024	11:49	52.9		54.9	50.5
7/10/2024	11:54	56.1		58.5	49.6
7/10/2024	11:59	54.8		58.5	50.7
7/10/2024	12:04	53.8	53.1	54.8	51.0
7/10/2024	12:09	51.3		56.7	48.7
7/10/2024	12:14	53.8		55.5	48.5
7/10/2024	12:19	53.0		55.3	50.6
7/10/2024	12:24	53.1		54.5	49.8
7/10/2024	12:29	53.3		59.2	48.7
7/10/2024	12:34	49.7	59.8	56.1	47.6
7/10/2024	12:39	60.6		65.3	54.3
7/10/2024	12:44	60.0		61.1	54.0
7/10/2024	12:49	60.4		64.1	55.8
7/10/2024	12:54	61.3		61.4	56.1
7/10/2024	12:59	60.3		65.2	54.2
7/10/2024	13:04	59.9	60.6	65.4	54.5
7/10/2024	13:09	59.6		62.1	56.4
7/10/2024	13:14	60.0		62.8	54.6
7/10/2024	13:19	58.8		61.3	55.7
7/10/2024	13:24	61.1		64.4	54.9
7/10/2024	13:29	63.0		64.6	53.9
7/10/2024	13:34	61.1	61.6	63.3	56.5
7/10/2024	13:39	62.7		65.2	55.3
7/10/2024	13:44	60.4		63.5	54.0
7/10/2024	13:49	61.4		63.4	55.4
7/10/2024	13:54	62.2		62.7	55.8
7/10/2024	13:59	61.3		63.9	57.2
7/10/2024	14:04	61.8	60.9	65.3	54.6
7/10/2024	14:09	61.2		63.2	56.7
7/10/2024	14:14	60.1		63.0	56.4
7/10/2024	14:19	60.7		63.0	54.5
7/10/2024	14:24	60.6		65.0	57.1
7/10/2024	14:29	61.0		66.1	57.8
7/10/2024	14:34	60.4	60.4	65.2	57.1
7/10/2024	14:39	60.5		63.5	57.1
7/10/2024	14:44	60.6		65.1	56.6
7/10/2024	14:49	60.0		62.9	56.0
7/10/2024	14:54	61.2		65.1	57.7
7/10/2024	14:59	59.7		63.0	56.3
7/10/2024	15:04	60.7	60.8	65.4	58.2
7/10/2024	15:09	60.9		65.0	55.1
7/10/2024	15:14	60.3		64.0	55.3
7/10/2024	15:19	61.2		64.4	55.2
7/10/2024	15:24	60.6		63.4	55.4
7/10/2024	15:29	60.8		62.7	57.9
7/10/2024	15:34	62.1	61.1	65.5	57.2
7/10/2024	15:39	62.8		64.7	54.0
7/10/2024	15:44	59.9		64.2	55.7
7/10/2024	15:49	57.9		62.4	54.2
7/10/2024	15:54	60.7		65.4	56.8
7/10/2024	15:59	61.3		64.1	55.7
7/10/2024	16:04	61.2	61.2	64.5	55.9
7/10/2024	16:09	62.2		64.1	56.0
7/10/2024	16:14	61.9		65.5	56.8
7/10/2024	16:19	60.1		64.3	55.6
7/10/2024	16:24	59.3		63.3	55.7
7/10/2024	16:29	61.7		63.7	54.8
7/10/2024	16:34	62.2	62.0	64.5	55.6
7/10/2024	16:39	61.7		66.5	57.4
7/10/2024	16:44	61.7		64.0	58.5
7/10/2024	16:49	60.6		64.3	56.9
7/10/2024	16:54	62.1		65.2	55.6
7/10/2024	16:59	63.2		63.4	58.1
7/10/2024	17:04	63.2	61.3	63.9	60.0
7/10/2024	17:09	62.0		63.3	55.7
7/10/2024	17:14	60.1		64.1	56.7
7/10/2024	17:19	60.7		64.9	57.8
7/10/2024	17:24	59.0		66.2	55.8
7/10/2024	17:29	61.4		64.3	55.8
7/10/2024	17:34	60.2	60.5	62.4	56.1
7/10/2024	17:39	60.6		65.8	55.4
7/10/2024	17:44	60.7		64.0	57.2
7/10/2024	17:49	61.8		63.7	55.2
7/10/2024	17:54	57.7		64.0	53.5
7/10/2024	17:59	61.2		63.2	55.4
7/10/2024	18:04	61.8	60.4	64.4	53.6
7/10/2024	18:09	58.4		63.0	55.1
7/10/2024	18:14	61.8		63.2	55.6
7/10/2024	18:19	59.6		64.0	55.7
7/10/2024	18:24	59.6		63.7	53.5
7/10/2024	18:29	60.2		63.0	53.0
7/10/2024	18:34	58.1	59.6	64.3	53.5
7/10/2024	18:39	61.4		64.7	54.4
7/10/2024	18:44	61.5		65.3	54.7
7/10/2024	18:49	57.9		63.0	52.8
7/10/2024	18:54	59.0		65.5	56.9
7/10/2024	18:59	57.6		63.8	55.0
		Mean	55.3		
		Maximum	62.0		
		Minimum	45.2		

Station: CM12

Date	Start Time	Leq (5mins)	Leq (30mins)	L10 (5mins)	L90 (5mins)
8/10/2024	7:04	46.8		49.6	43.8
8/10/2024	7:09	43.6		47.3	42.4
8/10/2024	7:14	46.4	45.5	48.3	44.7
8/10/2024	7:19	46.0		47.7	41.4
8/10/2024	7:24	44.5		46.5	42.7
8/10/2024	7:29	45.1		46.4	43.1
8/10/2024	7:34	45.0		47.5	44.4
8/10/2024	7:39	45.7		45.9	41.6
8/10/2024	7:44	47.2	45.1	47.6	42.6
8/10/2024	7:49	44.0		47.6	43.7
8/10/2024	7:54	43.5		48.0	41.9
8/10/2024	7:59	44.1		46.4	42.2
8/10/2024	8:04	46.2		47.7	44.1
8/10/2024	8:09	45.0		48.2	43.9
8/10/2024	8:14	43.9	45.6	47.5	42.2
8/10/2024	8:19	45.1		47.2	42.5
8/10/2024	8:24	46.2		48.5	45.8
8/10/2024	8:29	46.4		47.3	42.6
8/10/2024	8:34	46.4		47.3	43.9
8/10/2024	8:39	45.9		46.1	44.5
8/10/2024	8:44	49.0	47.3	50.8	44.0
8/10/2024	8:49	47.4		52.4	45.1
8/10/2024	8:54	47.9		50.5	43.2
8/10/2024	8:59	46.4		49.5	43.5
8/10/2024	9:04	47.0		47.9	43.7
8/10/2024	9:09	47.1		47.5	44.6
8/10/2024	9:14	48.0	47.6	51.8	43.1
8/10/2024	9:19	47.3		49.7	43.8
8/10/2024	9:24	48.0		49.0	42.6
8/10/2024	9:29	48.1		48.8	44.4
8/10/2024	9:34	46.9		51.3	45.0
8/10/2024	9:39	47.9		51.8	45.4
8/10/2024	9:44	48.7	48.4	51.9	44.6
8/10/2024	9:49	50.2		51.7	44.8
8/10/2024	9:54	46.6		50.1	43.8
8/10/2024	9:59	49.2		53.7	46.4
8/10/2024	10:04	46.3		49.3	45.0
8/10/2024	10:09	53.8		54.5	44.8
8/10/2024	10:14	51.6	51.4	52.9	46.4
8/10/2024	10:19	52.1		53.8	45.8
8/10/2024	10:24	50.9		52.4	46.2
8/10/2024	10:29	50.5		53.9	44.5
8/10/2024	10:34	53.4		56.5	46.8
8/10/2024	10:39	52.6		54.0	45.5
8/10/2024	10:44	49.3	50.9	55.9	46.4
8/10/2024	10:49	47.9		52.0	44.3
8/10/2024	10:54	50.3		53.0	47.1
8/10/2024	10:59	48.8		52.9	47.9
8/10/2024	11:04	47.8		50.9	46.1
8/10/2024	11:09	49.7		52.1	45.4
8/10/2024	11:14	52.3		55.1	47.7
8/10/2024	11:19	52.7		56.3	47.4
8/10/2024	11:24	51.8		55.0	46.6
8/10/2024	11:29	49.4		53.4	48.3
8/10/2024	11:34	53.6	51.8	56.6	48.9
8/10/2024	11:39	51.5		55.5	49.5
8/10/2024	11:44	52.4		52.5	49.4
8/10/2024	11:49	50.9		55.2	50.5
8/10/2024	11:54	53.3		58.2	49.2
8/10/2024	11:59	53.4		58.4	50.3
8/10/2024	12:04	53.9	53.0	58.7	50.7
8/10/2024	12:09	50.2		54.3	48.4
8/10/2024	12:14	52.5		53.2	49.2
8/10/2024	12:19	53.5		54.6	48.6
8/10/2024	12:24	52.5		55.9	48.5
8/10/2024	12:29	51.3		53.9	50.8
8/10/2024	12:34	53.8	55.5	57.3	49.6
8/10/2024	12:39	52.2		54.7	49.8
8/10/2024	12:44	59.2		63.1	56.4
8/10/2024	12:49	57.8		63.3	53.7
8/10/2024	12:54	59.7		63.6	54.5
8/10/2024	12:59	60.2		60.8	54.4
8/10/2024	13:04	59.4	60.1	63.6	55.2
8/10/2024	13:09	61.4		66.0	54.2
8/10/2024	13:14	60.0		61.2	55.0
8/10/2024	13:19	59.7		61.5	54.8
8/10/2024	13:24	62.2		62.9	56.5
8/10/2024	13:29	58.0		62.8	55.9
8/10/2024	13:34	59.7	60.5	62.8	55.9
8/10/2024	13:39	59.8		65.3	57.0
8/10/2024	13:44	61.9		63.1	55.4
8/10/2024	13:49	59.9		65.8	54.8
8/10/2024	13:54	59.3		63.9	55.0
8/10/2024	13:59	60.6		65.1	56.2
8/10/2024	14:04	62.2	60.5	62.3	56.7
8/10/2024	14:09	59.9		64.7	54.5
8/10/2024	14:14	61.2		65.0	58.2
8/10/2024	14:19	58.7		61.0	56.1
8/10/2024	14:24	58.0		62.5	55.6
8/10/2024	14:29	60.9		65.6	57.2
8/10/2024	14:34	59.7	61.1	65.7	55.2
8/10/2024	14:39	60.2		64.7	56.8
8/10/2024	14:44	62.6		64.5	56.7
8/10/2024	14:49	63.1		66.9	56.3
8/10/2024	15:02	61.3		64.6	55.0
8/10/2024	15:07	62.0		65.3	57.8
8/10/2024	15:12	60.9	61.3	64.2	57.8
8/10/2024	15:17	61.7		64.8	56.6
8/10/2024	15:22	61.3		65.3	57.1
8/10/2024	15:27	60.6		65.1	55.4
8/10/2024	15:32	58.4		65.7	54.1
8/10/2024	15:37	59.7		66.4	55.7
8/10/2024	15:42	61.7	60.9	62.8	58.0
8/10/2024	15:47	60.8		65.8	57.4
8/10/2024	15:52	61.7		65.4	54.8
8/10/2024	15:57	62.0		65.0	56.8
8/10/2024	16:02	59.5		63.9	55.6
8/10/2024	16:07	62.2		66.2	58.3
8/10/2024	16:12	61.0	61.0	62.9	56.1
8/10/2024	16:17	60.5		63.9	56.8
8/10/2024	16:22	61.4		66.9	57.3
8/10/2024	16:27	61.2		63.0	56.0
8/10/2024	16:32	61.2		62.3	58.0
8/10/2024	16:37	59.8		64.0	56.6
8/10/2024	16:42	62.3	61.1	66.9	56.9
8/10/2024	16:47	59.1		65.2	57.5
8/10/2024	16:52	61.0		66.3	56.3
8/10/2024	16:57	62.4		64.4	57.2
8/10/2024	17:02	62.8		66.6	58.0
8/10/2024	17:07	61.0		65.4	55.7
8/10/2024	17:12	60.9	61.7	65.3	57.0
8/10/2024	17:17	60.5		63.6	57.8
8/10/2024	17:22	63.5		64.4	57.7
8/10/2024	17:27	60.9		65.0	57.7
8/10/2024	17:32	61.1		66.0	56.7
8/10/2024	17:37	62.0		62.8	54.7
8/10/2024	17:42	62.0	61.8	64.7	57.1
8/10/2024	17:47	60.3		63.0	56.1
8/10/2024	17:52	62.8		64.9	56.5
8/10/2024	17:57	61.8		64.6	56.7
8/10/2024	18:02	60.5		62.9	54.4
8/10/2024	18:07	61.7		61.7	54.5
8/10/2024	18:12	61.2	61.0	63.0	55.9
8/10/2024	18:17	61.7		63.7	54.4
8/10/2024	18:22	60.5		64.6	54.4
8/10/2024	18:27	59.9		63.4	57.1
8/10/2024	18:32	59.2		62.3	56.0
8/10/2024	18:37	59.4		63.0	54.3
8/10/2024	18:42	60.4	59.7	62.5	52.7
8/10/2024	18:47	60.0		63.8	55.2
8/10/2024	18:52	59.5		63.3	54.7
8/10/2024	18:57	59.6		64.1	53.1
8/10/2024	19:02	61.6		62.0	53.9
		Mean	55.3		
		Maximum	61.8		
		Minimum	45.1		

Date	Start Time	Leq (5mins)	Leq (30mins)	L10 (5mins)	L90 (5mins)
9/10/2024	7:02	45.2		46.9	43.1
9/10/2024	7:07	45.3		46.6	43.5
9/10/2024	7:12	44.1	45.9	47.7	41.8
9/10/2024	7:17	46.3		47.7	43.5
9/10/2024	7:22	46.8		48.6	42.4
9/10/2024	7:27	46.8		48.8	41.9
9/10/2024	7:32	44.7		46.3	43.1
9/10/2024	7:37	44.3		48.3	42.1
9/10/2024	7:42	45.0	45.1	48.8	43.0
9/10/2024	7:47	45.6		50.1	43.4
9/10/2024	7:52	45.1		46.8	43.7
9/10/2024	7:57	45.6		47.6	42.5
9/10/2024	8:02	43.9		48.4	42.4
9/10/2024	8:07	44.2		45.7	43.5
9/10/2024	8:12	44.0	45.2	47.1	43.8
9/10/2024	8:17	46.8		48.8	42.7
9/10/2024	8:22	45.8		47.9	42.1
9/10/2024	8:27	45.5		47.7	42.3
9/10/2024	8:32	46.3		47.9	43.6
9/10/2024	8:37	46.9		50.2	43.1
9/10/2024	8:42	47.1	46.5	48.2	42.6
9/10/2024	8:47	45.4		45.5	41.5
9/10/2024	8:52	46.1		47.8	42.6
9/10/2024	8:57	47.0		48.7	44.5
9/10/2024	9:02	49.2		51.0	44.9
9/10/2024	9:07	46.7		49.2	43.0
9/10/2024	9:12	47.5	48.3	50.5	44.3
9/10/2024	9:17	47.2		48.5	45.1
9/10/2024	9:22	44.5		48.4	44.2
9/10/2024	9:27	51.4		53.2	45.1
9/10/2024	9:32	48.0		51.2	45.3
9/10/2024	9:37	47.6		49.3	44.5
9/10/2024	9:42	47.3	47.7	50.2	45.0
9/10/2024	9:47	48.1		50.1	46.1
9/10/2024	9:52	47.6		49.8	45.0
9/10/2024	9:57	47.8		53.3	46.3
9/10/2024	10:02	49.0		53.6	46.2
9/10/2024	10:07	46.5		49.9	44.3
9/10/2024	10:12	49.4	49.6	52.2	45.0
9/10/2024	10:17	46.9		47.9	45.8
9/10/2024	10:22	53.0		56.0	45.4
9/10/2024	10:27	49.2		54.4	46.5
9/10/2024	10:32	52.3		54.5	45.1
9/10/2024	10:37	49.5		54.7	48.5
9/10/2024	10:42	51.0	51.1	53.4	47.1
9/10/2024	10:47	52.1		55.6	45.2
9/10/2024	10:52	50.6		53.1	46.0
9/10/2024	10:57	50.9		56.1	46.5
9/10/2024	11:02	48.2		48.4	44.1
9/10/2024	11:07	51.2		52.7	46.3
9/10/2024	11:12	50.1	49.6	52.2	46.7
9/10/2024	11:17	48.9		52.8	47.0
9/10/2024	11:22	47.8		50.9	46.8
9/10/2024	11:27	50.2		56.2	46.4
9/10/2024	11:32	50.2		56.0	47.9
9/10/2024	11:37	51.7		55.9	47.3
9/10/2024	11:42	50.4	51.4	52.5	49.4
9/10/2024	11:47	53.1		54.9	46.0
9/10/2024	11:52	51.9		56.6	47.3
9/10/2024	11:57	50.5		54.5	47.8
9/10/2024	12:02	52.0		54.8	49.8
9/10/2024	12:07	53.9		56.9	49.1
9/10/2024	12:12	54.7	53.8	58.6	52.1
9/10/2024	12:17	55.7		57.0	51.1
9/10/2024	12:22	52.4		55.6	51.5
9/10/2024	12:27	52.9		55.5	50.5
9/10/2024	12:32	55.9		56.9	50.0
9/10/2024	12:37	51.4		55.7	47.9
9/10/2024	12:42	52.4	55.5	54.2	49.4
9/10/2024	12:47	53.8		56.5	51.8
9/10/2024	12:52	49.1		56.7	46.4
9/10/2024	12:57	60.5		61.3	55.0
9/10/2024	13:02	58.3		63.2	55.5
9/10/2024	13:07	58.7		63.8	53.3
9/10/2024	13:12	59.7	59.3	64.0	53.8
9/10/2024	13:17	59.6		66.1	53.6
9/10/2024	13:22	60.2		62.6	52.7
9/10/2024	13:27	59.3		63.3	54.8
9/10/2024	13:32	59.4		63.5	53.5
9/10/2024	13:37	58.6		64.9	55.7
9/10/2024	13:42	60.5	60.5	62.8	56.3
9/10/2024	13:47	62.2		63.4	56.3
9/10/2024	13:52	59.9		63.0	55.1
9/10/2024	13:57	61.3		62.6	55.3
9/10/2024	14:02	59.4		63.9	55.5
9/10/2024	14:07	59.9		61.4	55.0
9/10/2024	14:12	62.5	61.1	65.1	56.0
9/10/2024	14:17	62.7		63.5	57.4
9/10/2024	14:22	60.3		65.1	54.2
9/10/2024	14:27	60.4		63.6	56.9
9/10/2024	14:32	60.3		64.5	54.8
9/10/2024	14:37	61.4		62.7	55.5
9/10/2024	14:42	63.6	62.0	65.4	57.0
9/10/2024	14:47	61.3		65.1	56.4
9/10/2024	14:52	60.7		65.9	57.9
9/10/2024	14:57	63.5		66.4	56.5
9/10/2024	15:02	62.5		66.4	56.6
9/10/2024	15:07	62.1		63.5	56.0
9/10/2024	15:12	60.8	61.9	63.6	56.5
9/10/2024	15:17	61.9		66.7	56.6
9/10/2024	15:22	63.3		64.7	56.3
9/10/2024	15:27	60.3		65.2	55.6
9/10/2024	15:32	62.9		65.2	55.2
9/10/2024	15:37	60.8		63.8	56.4
9/10/2024	15:42	60.6	61.0	63.4	54.2
9/10/2024	15:47	60.2		65.3	56.0
9/10/2024	15:52	61.0		62.6	55.2
9/10/2024	15:57	60.2		65.3	56.6
9/10/2024	16:02	60.3		63.5	56.7
9/10/2024	16:07	61.2		64.7	53.8
9/10/2024	16:12	61.6	61.2	63.4	55.8
9/10/2024	16:17	60.1		63.2	57.3
9/10/2024	16:22	59.5		62.5	56.4
9/10/2024	16:27	63.3		63.6	56.2
9/10/2024	16:32	60.6		64.0	57.3
9/10/2024	16:37	60.7		63.6	57.0
9/10/2024	16:42	61.4	61.8	65.1	57.3
9/10/2024	16:47	59.6		66.3	58.7
9/10/2024	16:52	63.6		66.2	54.9
9/10/2024	16:57	63.3		65.3	56.8
9/10/2024	17:02	62.1		63.3	57.0
9/10/2024	17:07	61.1		64.7	55.0
9/10/2024	17:12	61.6	61.4	64.9	55.5
9/10/2024	17:17	62.3		66.8	56.7
9/10/2024	17:22	58.6		63.2	54.3
9/10/2024	17:27	61.6		64.7	55.0
9/10/2024	17:32	62.0		63.9	56.9
9/10/2024	17:37	61.5		66.2	56.6
9/10/2024	17:42	62.7	61.4	66.9	55.0
9/10/2024	17:47	60.5		63.4	54.8
9/10/2024	17:52	59.9		63.7	54.8
9/10/2024	17:57	60.9		63.5	56.5
9/10/2024	18:02	60.6		65.9	57.0
9/10/2024	18:07	60.7		64.3	55.4
9/10/2024	18:12	60.0	61.0	64.8	55.6
9/10/2024	18:17	59.7		63.5	57.2
9/10/2024	18:22	62.0		65.3	55.8
9/10/2024	18:27	62.4		64.2	57.3
9/10/2024	18:32	63.7		65.0	55.5
9/10/2024	18:37	61.6		65.5	56.0
9/10/2024	18:42	60.7	61.7	64.1	55.5
9/10/2024	18:47	60.8		63.9	58.5
9/10/2024	18:52	61.8		64.9	55.4
9/10/2024	18:57	61.2		62.8	56.8
		Mean	55.2		
		Maximum	62.0		
		Minimum	45.1		

Station: CM12

Date	Start Time	Leq (5mins)	Leq (30mins)	L10 (5mins)	L90 (5mins)
10/10/2024	7:02	45.5		49.4	43.5
10/10/2024	7:07	45.7		48.8	43.0
10/10/2024	7:12	44.1	45.9	46.3	41.2
10/10/2024	7:17	47.2		47.4	42.3
10/10/2024	7:22	46.9		48.1	43.8
10/10/2024	7:27	45.0		47.4	41.7
10/10/2024	7:32	45.0		47.1	43.7
10/10/2024	7:37	44.9		48.6	44.1
10/10/2024	7:42	45.5	46.0	46.6	45.3
10/10/2024	7:47	47.6		48.5	42.7
10/10/2024	7:52	46.4		47.0	44.7
10/10/2024	7:57	45.9		47.1	43.5
10/10/2024	8:02	47.9		49.8	43.8
10/10/2024	8:07	46.4		48.2	42.6
10/10/2024	8:12	46.5	46.8	47.2	44.4
10/10/2024	8:17	47.7		48.0	43.1
10/10/2024	8:22	45.1		47.7	42.7
10/10/2024	8:27	46.6		48.9	43.8
10/10/2024	8:32	44.9		47.2	43.0
10/10/2024	8:37	43.3		46.7	41.4
10/10/2024	8:42	45.2	45.1	47.6	43.9
10/10/2024	8:47	46.1		48.8	43.5
10/10/2024	8:52	45.8		47.1	42.8
10/10/2024	8:57	44.5		48.4	44.2
10/10/2024	9:02	44.2		47.9	42.6
10/10/2024	9:07	45.4		48.5	41.5
10/10/2024	9:12	45.5	45.2	47.7	44.6
10/10/2024	9:17	46.0		48.6	43.4
10/10/2024	9:22	44.9		46.2	42.8
10/10/2024	9:27	45.1		46.5	41.8
10/10/2024	9:32	44.5		48.9	42.0
10/10/2024	9:37	44.4		49.2	43.8
10/10/2024	9:42	45.6	46.0	46.1	42.0
10/10/2024	9:47	48.1		48.2	42.8
10/10/2024	9:52	45.4		47.3	43.2
10/10/2024	9:57	46.9		50.0	44.7
10/10/2024	10:02	44.8		48.1	41.1
10/10/2024	10:07	45.7		47.3	43.6
10/10/2024	10:12	47.4	46.0	49.4	44.0
10/10/2024	10:17	45.5		48.0	42.9
10/10/2024	10:22	44.9		48.5	43.4
10/10/2024	10:27	47.3		48.9	42.5
10/10/2024	10:32	44.6		49.9	42.1
10/10/2024	10:37	43.8		49.5	42.9
10/10/2024	10:42	45.6	46.9	47.9	43.4
10/10/2024	10:47	48.1		49.8	44.5
10/10/2024	10:52	48.4		52.2	44.7
10/10/2024	10:57	48.4		51.2	45.2
10/10/2024	11:02	47.7		49.2	44.7
10/10/2024	11:07	45.9		49.0	45.0
10/10/2024	11:12	46.9	47.3	50.3	42.8
10/10/2024	11:17	48.7		51.2	45.1
10/10/2024	11:22	47.0		53.1	44.8
10/10/2024	11:27	47.3		48.4	42.8
10/10/2024	11:32	48.7		49.4	43.6
10/10/2024	11:37	47.8		51.0	45.2
10/10/2024	11:42	48.9	48.4	50.9	44.5
10/10/2024	11:47	49.2		50.0	44.9
10/10/2024	11:52	49.2		52.8	44.4
10/10/2024	11:57	46.0		48.8	44.1
10/10/2024	12:02	47.4		51.8	45.7
10/10/2024	12:07	46.5		49.5	45.7
10/10/2024	12:12	53.9	51.4	55.3	45.8
10/10/2024	12:17	52.6		54.3	48.3
10/10/2024	12:22	52.6		54.1	47.1
10/10/2024	12:27	51.1		54.3	46.8
10/10/2024	12:32	50.0		52.1	45.3
10/10/2024	12:37	52.7		53.2	47.5
10/10/2024	12:42	50.5	50.9	54.0	47.8
10/10/2024	12:47	51.9		57.9	46.8
10/10/2024	12:52	48.2		52.1	46.0
10/10/2024	12:57	50.6		51.5	48.5
10/10/2024	13:02	49.4		51.9	46.3
10/10/2024	13:07	49.7		52.6	47.2
10/10/2024	13:12	48.4	51.1	51.9	45.8
10/10/2024	13:17	53.7		55.5	48.3
10/10/2024	13:22	51.0		53.9	49.1
10/10/2024	13:27	51.8		55.6	46.3
10/10/2024	13:32	49.9		51.9	49.3
10/10/2024	13:37	54.5		55.6	48.4
10/10/2024	13:42	50.6	52.2	55.8	48.0
10/10/2024	13:47	52.3		53.8	47.9
10/10/2024	13:52	51.4		55.3	47.4
10/10/2024	13:57	52.8		55.4	49.1
10/10/2024	14:02	57.0		57.6	50.5
10/10/2024	14:07	55.9		56.6	50.5
10/10/2024	14:12	53.1	54.4	55.3	51.3
10/10/2024	14:17	51.5		57.7	49.4
10/10/2024	14:22	52.8		55.1	47.8
10/10/2024	14:27	53.2		55.5	49.5
10/10/2024	14:32	51.8		54.5	49.9
10/10/2024	14:37	54.1		57.0	49.9
10/10/2024	14:42	50.2	58.0	55.9	48.5
10/10/2024	14:47	58.1		63.5	55.5
10/10/2024	14:52	60.3		63.0	54.8
10/10/2024	14:57	61.8		63.3	55.0
10/10/2024	15:02	57.8		63.6	57.2
10/10/2024	15:07	58.2		62.8	53.7
10/10/2024	15:12	60.0	58.8	64.7	54.9
10/10/2024	15:17	58.1		62.3	54.8
10/10/2024	15:22	58.9		61.4	55.6
10/10/2024	15:27	59.5		65.4	56.3
10/10/2024	15:32	58.3		60.4	54.6
10/10/2024	15:37	60.5		62.0	54.9
10/10/2024	15:42	59.5	60.6	65.7	55.8
10/10/2024	15:47	62.2		64.6	53.5
10/10/2024	15:52	61.6		66.4	54.2
10/10/2024	15:57	60.2		60.8	55.9
10/10/2024	16:02	61.9		63.2	55.3
10/10/2024	16:07	60.9		63.5	57.0
10/10/2024	16:12	60.4	60.4	63.7	53.9
10/10/2024	16:17	61.3		65.7	57.7
10/10/2024	16:22	58.5		62.0	55.5
10/10/2024	16:27	58.3		65.2	53.8
10/10/2024	16:32	64.0		64.9	57.0
10/10/2024	16:37	59.8		62.7	58.2
10/10/2024	16:42	61.5	61.6	65.5	58.0
10/10/2024	16:47	62.0		62.5	57.5
10/10/2024	16:52	59.8		65.1	58.9
10/10/2024	16:57	60.9		65.3	57.2
10/10/2024	17:02	61.4		64.3	57.4
10/10/2024	17:07	60.5		64.8	56.4
10/10/2024	17:12	61.4	61.8	64.2	56.0
10/10/2024	17:17	63.0		64.4	55.7
10/10/2024	17:22	63.2		63.7	55.0
10/10/2024	17:27	60.5		65.0	54.3
10/10/2024	17:32	60.9		65.3	54.8
10/10/2024	17:37	60.8		61.8	56.6
10/10/2024	17:42	61.2	60.8	64.2	56.0
10/10/2024	17:47	62.1		64.7	56.0
10/10/2024	17:52	59.3		63.7	55.4
10/10/2024	17:57	59.7		62.1	54.0
10/10/2024	18:02	61.1		66.2	56.5
10/10/2024	18:07	61.9		65.6	55.8
10/10/2024	18:12	59.6	61.1	63.6	55.1
10/10/2024	18:17	60.4		63.9	57.1
10/10/2024	18:22	60.7		65.2	56.8
10/10/2024	18:27	62.3		63.1	56.5
10/10/2024	18:32	60.3		63.4	56.8
10/10/2024	18:37	62.3		65.4	55.9
10/10/2024	18:42	61.5	61.5	64.7	56.1
10/10/2024	18:47	59.7		67.3	57.9
10/10/2024	18:52	62.8		64.5	56.4
10/10/2024	18:57	61.4		63.1	57.5
		Mean	52.8		
		Maximum	61.8		
		Minimum	45.1		

Date	Start Time	Leq (5mins)	Leq (30mins)	L10 (5mins)	L90 (5mins)
11/10/2024	7:02	44.2		47.5	42.6
11/10/2024	7:07	45.3		47.1	43.9
11/10/2024	7:12	45.7	45.6	46.6	44.5
11/10/2024	7:17	45.5		47.9	43.0
11/10/2024	7:22	44.7		48.0	43.5
11/10/2024	7:27	47.3		49.1	44.5
11/10/2024	7:32	44.9		47.3	43.2
11/10/2024	7:37	45.9		49.3	43.8
11/10/2024	7:42	43.7	45.4	47.7	42.4
11/10/2024	7:47	45.5		49.3	43.3
11/10/2024	7:52	45.3		48.8	44.3
11/10/2024	7:57	46.6		49.1	42.7
11/10/2024	8:02	45.4		50.3	43.3
11/10/2024	8:07	46.7		47.2	44.2
11/10/2024	8:12	45.8	46.2	48.4	41.8
11/10/2024	8:17	46.3		49.1	42.4
11/10/2024	8:22	47.0		47.4	42.7
11/10/2024	8:27	46.0		49.0	43.7
11/10/2024	8:32	46.6		47.9	45.0
11/10/2024	8:37	44.3		46.7	41.7
11/10/2024	8:42	44.7	45.0	48.5	42.0
11/10/2024	8:47	45.1		46.8	43.4
11/10/2024	8:52	44.7		47.2	43.8
11/10/2024	8:57	44.3		48.6	42.7
11/10/2024	9:02	45.7		51.2	43.5
11/10/2024	9:07	45.5		46.5	42.6
11/10/2024	9:12	46.8	45.3	47.6	43.2
11/10/2024	9:17	43.9		47.9	41.8
11/10/2024	9:22	44.3		46.9	42.8
11/10/2024	9:27	45.1		45.7	42.0
11/10/2024	9:32	47.4		48.3	42.3
11/10/2024	9:37	45.7		48.0	43.1
11/10/2024	9:42	47.3	46.1	48.4	44.2
11/10/2024	9:47	44.4		48.3	42.5
11/10/2024	9:52	44.4		46.2	43.0
11/10/2024	9:57	46.4		47.0	42.1
11/10/2024	10:02	45.5		47.1	42.9
11/10/2024	10:07	43.9		47.4	43.0
11/10/2024	10:12	46.1	45.5	50.4	41.3
11/10/2024	10:17	45.3		50.0	43.0
11/10/2024	10:22	45.0		48.2	42.9
11/10/2024	10:27	46.7		49.1	41.9
11/10/2024	10:32	45.2		49.3	45.1
11/10/2024	10:37	46.0		48.6	44.4
11/10/2024	10:42	45.0	46.1	49.7	42.8
11/10/2024	10:47	46.9		49.7	45.3
11/10/2024	10:52	45.8		49.3	45.5
11/10/2024	10:57	47.1		49.7	46.4
11/10/2024	11:02	48.0		51.1	43.9
11/10/2024	11:07	46.4		49.9	45.1
11/10/2024	11:12	45.2	47.0	49.2	44.1
11/10/2024	11:17	44.9		48.6	44.7
11/10/2024	11:22	47.3		50.5	45.6
11/10/2024	11:27	48.7		52.2	45.2
11/10/2024	11:32	47.7		49.3	45.0
11/10/2024	11:37	47.8		48.5	43.9
11/10/2024	11:42	46.7	48.3	47.8	45.0
11/10/2024	11:47	49.4		50.4	47.1
11/10/2024	11:52	47.7		50.9	44.4
11/10/2024	11:57	49.7		53.2	45.6
11/10/2024	12:02	46.9		48.7	43.4
11/10/2024	12:07	47.7		51.9	45.4
11/10/2024	12:12	46.0	50.2	50.0	45.0
11/10/2024	12:17	54.4		57.1	47.3
11/10/2024	12:22	49.5		52.2	45.7
11/10/2024	12:27	50.5		53.9	45.4
11/10/2024	12:32	51.0		53.2	48.2
11/10/2024	12:37	48.7		53.2	46.1
11/10/2024	12:42	52.5	51.2	56.0	45.5
11/10/2024	12:47	52.8		55.2	45.4
11/10/2024	12:52	52.3		55.8	45.5
11/10/2024	12:57	47.5		50.9	45.3
11/10/2024	13:02	51.5		54.2	45.7
11/10/2024	13:07	49.1		52.4	45.4
11/10/2024	13:12	49.9	50.8	50.4	46.5
11/10/2024	13:17	51.0		51.9	46.8
11/10/2024	13:22	51.6		53.7	46.1
11/10/2024	13:27	51.2		52.8	47.9
11/10/2024	13:32	49.6		54.7	49.2
11/10/2024	13:37	49.9		51.6	49.5
11/10/2024	13:42	55.0	51.7	55.6	47.2
11/10/2024	13:47	51.5		54.4	49.1
11/10/2024	13:52	50.9		51.0	48.7
11/10/2024	13:57	50.5		54.5	50.4
11/10/2024	14:02	54.5		57.7	49.0
11/10/2024	14:07	52.9		59.1	50.4
11/10/2024	14:12	56.1	53.9	56.7	50.2
11/10/2024	14:17	52.2		55.8	50.3
11/10/2024	14:22	50.9		54.5	49.0
11/10/2024	14:27	54.5		56.1	49.8
11/10/2024	14:32	53.0		56.4	48.0
11/10/2024	14:37	50.9		52.9	48.9
11/10/2024	14:42	52.3	54.9	56.8	48.9
11/10/2024	14:47	49.6		54.6	49.5
11/10/2024	14:52	57.9		64.2	55.0
11/10/2024	14:57	58.1		62.0	53.4
11/10/2024	15:02	60.4		63.7	55.1
11/10/2024	15:07	60.3		64.1	55.9
11/10/2024	15:12	60.0	59.6	62.4	55.1
11/10/2024	15:17	59.4		66.6	54.4
11/10/2024	15:22	59.3		63.5	56.6
11/10/2024	15:27	57.5		64.2	55.9
11/10/2024	15:32	59.5		63.8	56.7
11/10/2024	15:37	59.1		63.6	55.9
11/10/2024	15:42	59.2	60.3	64.9	55.9
11/10/2024	15:47	60.3		64.6	56.3
11/10/2024	15:52	60.1		64.8	54.6
11/10/2024	15:57	62.7		66.5	56.3
11/10/2024	16:02	60.1		62.0	55.6
11/10/2024	16:07	60.7		63.9	56.5
11/10/2024	16:12	61.7	60.8	63.8	58.1
11/10/2024	16:17	58.9		64.1	54.7
11/10/2024	16:22	62.3		65.8	56.9
11/10/2024	16:27	60.4		62.2	56.4
11/10/2024	16:32	61.0		62.5	55.3
11/10/2024	16:37	63.3		65.0	55.6
11/10/2024	16:42	60.8	61.3	65.2	57.1
11/10/2024	16:47	59.8		64.3	57.9
11/10/2024	16:52	59.8		61.9	58.0
11/10/2024	16:57	62.1		63.9	57.4
11/10/2024	17:02	59.6		63.8	57.8
11/10/2024	17:07	61.6		65.3	57.1
11/10/2024	17:12	59.8	61.0	65.4	56.8
11/10/2024	17:17	61.0		62.4	55.8
11/10/2024	17:22	61.4		63.7	56.7
11/10/2024	17:27	62.3		64.6	55.6
11/10/2024	17:32	61.1		62.6	56.0
11/10/2024	17:37	59.9		62.8	55.8
11/10/2024	17:42	59.8	60.8	63.5	55.8
11/10/2024	17:47	63.3		64.2	57.2
11/10/2024	17:52	59.3		65.1	56.0
11/10/2024	17:57	60.1		63.7	55.8
11/10/2024	18:02	59.8		63.9	56.5
11/10/2024	18:07	61.8		64.6	57.6
11/10/2024	18:12	61.7	61.1	62.8	57.7
11/10/2024	18:17	60.1		64.8	55.9
11/10/2024	18:22	62.4		64.8	56.2
11/10/2024	18:27	59.9		66.1	56.4
11/10/2024	18:32	60.3		63.5	56.1
11/10/2024	18:37	59.8		64.2	55.5
11/10/2024	18:42	59.0	60.1	64.0	55.9
11/10/2024	18:47	60.1		66.0	58.5
11/10/2024	18:52	60.4		62.9	57.7
11/10/2024	18:57	61.0		62.9	56.6
		Mean	52.4		
		Maximum	61.3		
		Minimum	45.0		

Station: CM12

Date	Start Time	Leq (5mins)	Leq (30mins)	L10 (5mins)	L90 (5mins)
12/10/2024	7:02	46.8		48.2	44.0
12/10/2024	7:07	44.9		47.8	43.5
12/10/2024	7:12	44.2	45.8	46.7	43.8
12/10/2024	7:17	45.6		48.8	43.5
12/10/2024	7:22	44.5		48.5	41.9
12/10/2024	7:27	47.7		48.3	43.3
12/10/2024	7:32	45.1		46.7	42.9
12/10/2024	7:37	46.3		48.1	43.3
12/10/2024	7:42	44.4	46.4	45.9	44.0
12/10/2024	7:47	48.0		48.9	44.3
12/10/2024	7:52	46.8		48.4	44.1
12/10/2024	7:57	46.7		48.4	43.4
12/10/2024	8:02	45.4		47.4	43.4
12/10/2024	8:07	46.9		50.2	43.0
12/10/2024	8:12	45.9	45.9	48.7	43.5
12/10/2024	8:17	46.0		46.2	44.6
12/10/2024	8:22	45.6		47.8	42.2
12/10/2024	8:27	45.7		48.8	42.8
12/10/2024	8:32	46.6		48.9	41.9
12/10/2024	8:37	45.5		49.5	43.5
12/10/2024	8:42	46.2	45.7	48.5	43.1
12/10/2024	8:47	45.5		46.2	42.2
12/10/2024	8:52	44.8		47.1	43.7
12/10/2024	8:57	45.3		48.4	42.6
12/10/2024	9:02	46.0		50.1	42.6
12/10/2024	9:07	45.5		48.1	41.7
12/10/2024	9:12	45.1	45.5	49.5	42.4
12/10/2024	9:17	45.7		48.5	43.5
12/10/2024	9:22	45.8		49.1	41.9
12/10/2024	9:27	44.7		47.9	42.7
12/10/2024	9:32	44.6		47.9	43.6
12/10/2024	9:37	45.3		48.8	43.4
12/10/2024	9:42	45.5	45.3	47.9	42.3
12/10/2024	9:47	44.8		48.6	44.1
12/10/2024	9:52	45.6		46.3	43.6
12/10/2024	9:57	45.7		47.2	45.0
12/10/2024	10:02	47.8		48.4	43.0
12/10/2024	10:07	46.3		48.7	43.7
12/10/2024	10:12	43.2	45.5	45.9	43.0
12/10/2024	10:17	45.6		49.0	43.8
12/10/2024	10:22	45.0		49.3	42.9
12/10/2024	10:27	43.4		47.8	41.8
12/10/2024	10:32	44.8		48.5	44.1
12/10/2024	10:37	46.6		48.5	44.3
12/10/2024	10:42	46.9	46.4	48.0	43.1
12/10/2024	10:47	46.0		49.8	44.0
12/10/2024	10:52	46.6		49.8	42.8
12/10/2024	10:57	47.1		48.0	44.7
12/10/2024	11:02	49.0		51.4	47.2
12/10/2024	11:07	46.2		50.4	42.8
12/10/2024	11:12	46.8	47.0	51.2	44.1
12/10/2024	11:17	44.7		47.9	43.5
12/10/2024	11:22	46.6		49.7	45.2
12/10/2024	11:27	47.5		52.7	45.2
12/10/2024	11:32	47.3		51.5	45.9
12/10/2024	11:37	46.7		50.0	43.3
12/10/2024	11:42	46.3	47.9	49.7	42.6
12/10/2024	11:47	48.6		48.9	45.0
12/10/2024	11:52	48.3		51.0	46.9
12/10/2024	11:57	49.5		52.5	45.2
12/10/2024	12:02	48.7		53.2	44.8
12/10/2024	12:07	45.5		49.5	43.8
12/10/2024	12:12	47.9	49.9	51.8	45.6
12/10/2024	12:17	47.6		55.0	44.3
12/10/2024	12:22	53.8		58.0	45.7
12/10/2024	12:27	50.7		52.2	47.1
12/10/2024	12:32	51.5		52.6	45.1
12/10/2024	12:37	50.4		53.2	49.1
12/10/2024	12:42	49.8	51.2	52.1	47.3
12/10/2024	12:47	52.3		56.6	46.2
12/10/2024	12:52	50.9		53.1	47.0
12/10/2024	12:57	51.7		56.8	45.1
12/10/2024	13:02	49.6		50.2	44.2
12/10/2024	13:07	50.1		52.8	46.0
12/10/2024	13:12	49.8	51.3	52.8	44.5
12/10/2024	13:17	51.4		53.0	46.1
12/10/2024	13:22	51.2		52.3	48.2
12/10/2024	13:27	53.9		54.8	47.3
12/10/2024	13:32	50.8		54.9	47.8
12/10/2024	13:37	50.3		53.2	47.4
12/10/2024	13:42	50.2	51.6	53.8	48.2
12/10/2024	13:47	52.5		57.6	48.3
12/10/2024	13:52	52.6		57.7	49.2
12/10/2024	13:57	52.3		54.3	50.4
12/10/2024	14:02	50.8		57.2	48.0
12/10/2024	14:07	54.2		55.3	50.1
12/10/2024	14:12	56.8	54.5	59.7	49.3
12/10/2024	14:17	54.2		57.4	50.3
12/10/2024	14:22	54.3		57.0	51.7
12/10/2024	14:27	54.7		56.1	48.0
12/10/2024	14:32	54.3		56.3	49.2
12/10/2024	14:37	52.5		58.1	50.9
12/10/2024	14:42	52.4	54.1	55.8	50.7
12/10/2024	14:47	52.8		58.1	49.5
12/10/2024	14:52	51.3		54.5	51.3
12/10/2024	14:57	57.8		62.7	54.5
12/10/2024	15:02	59.8		63.3	53.9
12/10/2024	15:07	59.8		63.3	55.6
12/10/2024	15:12	58.8	59.7	64.1	56.1
12/10/2024	15:17	58.5		64.1	54.5
12/10/2024	15:22	61.3		64.6	52.6
12/10/2024	15:27	59.3		62.6	54.1
12/10/2024	15:32	58.4		63.3	53.5
12/10/2024	15:37	60.1		64.8	55.4
12/10/2024	15:42	61.4	60.7	61.7	56.7
12/10/2024	15:47	61.7		62.6	53.6
12/10/2024	15:52	61.2		63.5	57.6
12/10/2024	15:57	60.5		65.9	53.4
12/10/2024	16:02	61.3		63.8	54.4
12/10/2024	16:07	58.9		61.6	55.4
12/10/2024	16:12	60.3	60.9	63.2	55.5
12/10/2024	16:17	60.4		64.8	57.4
12/10/2024	16:22	62.0		65.2	56.8
12/10/2024	16:27	61.7		65.2	57.6
12/10/2024	16:32	61.3		65.1	55.8
12/10/2024	16:37	59.0		62.6	56.6
12/10/2024	16:42	61.2	61.4	63.9	55.6
12/10/2024	16:47	61.2		64.0	57.5
12/10/2024	16:52	62.1		65.4	55.2
12/10/2024	16:57	62.9		64.5	57.8
12/10/2024	17:02	61.0		64.3	58.5
12/10/2024	17:07	62.2		64.1	55.3
12/10/2024	17:12	61.6	61.3	66.4	55.3
12/10/2024	17:17	61.3		63.2	57.8
12/10/2024	17:22	61.2		64.9	55.8
12/10/2024	17:27	60.5		65.2	55.4
12/10/2024	17:32	61.4		64.3	54.6
12/10/2024	17:37	62.6		63.3	55.5
12/10/2024	17:42	60.4	61.4	63.0	57.2
12/10/2024	17:47	59.8		63.0	56.8
12/10/2024	17:52	62.6		63.0	57.4
12/10/2024	17:57	60.8		64.6	55.9
12/10/2024	18:02	61.7		63.4	56.3
12/10/2024	18:07	59.1		63.2	56.6
12/10/2024	18:12	62.6	61.4	64.5	56.3
12/10/2024	18:17	61.7		66.4	55.5
12/10/2024	18:22	60.8		63.0	55.8
12/10/2024	18:27	61.8		64.6	57.3
12/10/2024	18:32	60.9		65.3	56.7
12/10/2024	18:37	62.7		65.3	55.8
12/10/2024	18:42	61.3	61.4	64.9	56.7
12/10/2024	18:47	61.1		61.9	55.1
12/10/2024	18:52	60.5		61.3	56.7
12/10/2024	18:57	61.8		66.1	58.6
		Mean	52.6		
		Maximum	61.4		
		Minimum	45.3		

Date	Start Time	Leq (5mins)	Leq (30mins)	L10 (5mins)	L90 (5mins)
13/10/2024	7:02	44.5		46.5	42.5
13/10/2024	7:07	46.3		47.2	41.7
13/10/2024	7:12	44.7	45.9	47.9	42.8
13/10/2024	7:17	47.2		48.8	42.1
13/10/2024	7:22	44.0		48.1	42.2
13/10/2024	7:27	47.3		48.9	42.7
13/10/2024	7:32	45.9		48.3	44.7
13/10/2024	7:37	47.4		49.6	43.7
13/10/2024	7:42	46.1	46.0	48.9	43.0
13/10/2024	7:47	46.7		47.9	44.8
13/10/2024	7:52	43.9		49.5	43.1
13/10/2024	7:57	45.0		48.1	43.8
13/10/2024	8:02	47.3		47.5	44.0
13/10/2024	8:07	46.8		48.8	43.2
13/10/2024	8:12	47.0	46.4	51.6	45.3
13/10/2024	8:17	45.4		47.4	44.6
13/10/2024	8:22	46.4		49.5	44.3
13/10/2024	8:27	44.9		48.1	44.8
13/10/2024	8:32	46.4		49.2	42.7
13/10/2024	8:37	46.2		47.0	43.6
13/10/2024	8:42	45.0	46.4	48.2	43.8
13/10/2024	8:47	46.0		48.2	42.8
13/10/2024	8:52	46.9		47.2	43.3
13/10/2024	8:57	47.5		49.2	41.6
13/10/2024	9:02	45.3		50.0	43.8
13/10/2024	9:07	46.5		47.8	43.9
13/10/2024	9:12	46.7	45.9	48.3	42.1
13/10/2024	9:17	45.8		46.1	44.2
13/10/2024	9:22	45.8		49.5	41.8
13/10/2024	9:27	45.0		48.6	42.7
13/10/2024	9:32	44.5		49.5	42.5
13/10/2024	9:37	45.6		49.1	43.1
13/10/2024	9:42	47.2	45.3	48.2	43.8
13/10/2024	9:47	44.0		47.8	42.4
13/10/2024	9:52	45.1		49.1	44.2
13/10/2024	9:57	44.7		47.3	42.9
13/10/2024	10:02	46.7		48.1	42.7
13/10/2024	10:07	47.1		47.6	43.6
13/10/2024	10:12	45.5	46.0	49.8	42.0
13/10/2024	10:17	44.8		47.9	43.7
13/10/2024	10:22	45.3		48.9	44.5
13/10/2024	10:27	46.4		48.2	44.2
13/10/2024	10:32	47.1		48.9	42.6
13/10/2024	10:37	43.6		49.3	41.8
13/10/2024	10:42	47.2	46.4	49.9	44.8
13/10/2024	10:47	47.3		48.2	44.6
13/10/2024	10:52	46.0		48.2	43.3
13/10/2024	10:57	46.0		48.3	44.4
13/10/2024	11:02	49.3		51.9	43.7
13/10/2024	11:07	48.2		51.3	44.9
13/10/2024	11:12	46.7	47.7	52.3	43.9
13/10/2024	11:17	47.0		49.6	45.2
13/10/2024	11:22	48.1		50.6	45.3
13/10/2024	11:27	46.2		51.4	45.1
13/10/2024	11:32	48.7		50.0	43.0
13/10/2024	11:37	47.0		51.9	45.5
13/10/2024	11:42	46.2	47.4	48.0	44.7
13/10/2024	11:47	45.8		49.4	45.3
13/10/2024	11:52	46.8		51.4	44.1
13/10/2024	11:57	48.7		52.7	46.8
13/10/2024	12:02	50.1		53.4	46.3
13/10/2024	12:07	50.3		56.0	45.0
13/10/2024	12:12	47.5	50.1	49.3	44.6
13/10/2024	12:17	48.3		53.6	46.3
13/10/2024	12:22	46.4		52.5	44.1
13/10/2024	12:27	53.8		56.0	47.1
13/10/2024	12:32	51.4		52.4	46.9
13/10/2024	12:37	53.8		55.7	45.8
13/10/2024	12:42	50.8	51.3	52.8	48.1
13/10/2024	12:47	48.5		52.7	47.0
13/10/2024	12:52	50.7		52.9	48.2
13/10/2024	12:57	51.2		52.3	47.4
13/10/2024	13:02	50.9		56.9	46.9
13/10/2024	13:07	47.8		50.9	44.6
13/10/2024	13:12	49.6	50.0	52.3	47.0
13/10/2024	13:17	50.2		51.4	45.5
13/10/2024	13:22	48.1		51.9	48.0
13/10/2024	13:27	52.0		53.9	45.3
13/10/2024	13:32	54.2		54.9	47.2
13/10/2024	13:37	51.3		54.5	49.0
13/10/2024	13:42	53.0	52.7	54.6	47.0
13/10/2024	13:47	51.8		53.7	49.3
13/10/2024	13:52	51.5		55.2	47.5
13/10/2024	13:57	53.7		56.3	48.0
13/10/2024	14:02	49.1		53.5	49.1
13/10/2024	14:07	52.7		53.5	50.3
13/10/2024	14:12	52.4	52.4	57.8	50.1
13/10/2024	14:17	53.3		58.1	49.5
13/10/2024	14:22	52.8		57.6	50.7
13/10/2024	14:27	52.8		54.5	50.1
13/10/2024	14:32	51.6		56.2	48.9
13/10/2024	14:37	55.0		57.4	48.6
13/10/2024	14:42	51.1	52.5	56.7	49.4
13/10/2024	14:47	52.3		54.7	49.4
13/10/2024	14:52	52.0		56.1	49.6
13/10/2024	14:57	52.0		55.6	50.5
13/10/2024	15:02	60.8		64.7	53.6
13/10/2024	15:07	58.0		61.7	54.5
13/10/2024	15:12	60.4	59.9	63.2	56.3
13/10/2024	15:17	59.0		61.2	55.6
13/10/2024	15:22	59.4		62.4	52.7
13/10/2024	15:27	61.2		64.0	54.3
13/10/2024	15:32	57.5		60.8	52.8
13/10/2024	15:37	60.7		64.6	54.1
13/10/2024	15:42	61.6	61.1	63.6	55.3
13/10/2024	15:47	60.1		62.5	54.5
13/10/2024	15:52	63.7		64.2	56.6
13/10/2024	15:57	60.8		65.2	56.0
13/10/2024	16:02	61.2		64.5	54.8
13/10/2024	16:07	59.8		66.2	54.3
13/10/2024	16:12	59.1	60.4	62.7	54.0
13/10/2024	16:17	60.4		64.8	56.4
13/10/2024	16:22	59.0		63.2	56.2
13/10/2024	16:27	62.1		65.1	55.3
13/10/2024	16:32	61.4		62.7	56.7
13/10/2024	16:37	59.6		63.7	55.1
13/10/2024	16:42	60.1	60.0	63.2	56.2
13/10/2024	16:47	60.1		63.3	57.0
13/10/2024	16:52	59.3		65.7	57.9
13/10/2024	16:57	59.2		63.9	54.5
13/10/2024	17:02	61.2		64.9	57.3
13/10/2024	17:07	60.6		64.0	56.4
13/10/2024	17:12	60.8	61.5	64.3	57.1
13/10/2024	17:17	63.2		66.8	56.9
13/10/2024	17:22	59.1		64.3	56.0
13/10/2024	17:27	62.8		65.6	55.6
13/10/2024	17:32	61.0		65.2	57.5
13/10/2024	17:37	61.4		64.3	55.4
13/10/2024	17:42	60.8	60.9	64.0	55.6
13/10/2024	17:47	60.5		66.5	55.2
13/10/2024	17:52	59.6		62.4	55.7
13/10/2024	17:57	61.5		63.5	54.6
13/10/2024	18:02	61.4		65.9	55.7
13/10/2024	18:07	59.9		62.0	56.0
13/10/2024	18:12	58.9	60.4	64.1	56.3
13/10/2024	18:17	60.8		65.4	57.6
13/10/2024	18:22	60.9		63.8	57.5
13/10/2024	18:27	60.3		62.0	56.7
13/10/2024	18:32	60.9		63.4	58.1
13/10/2024	18:37	60.1		66.3	58.7
13/10/2024	18:42	61.8	60.8	64.8	57.9
13/10/2024	18:47	60.1		63.1	58.0
13/10/2024	18:52	61.8		66.0	57.2
13/10/2024	18:57	59.6		66.5	58.2
		Mean	52.4		
		Maximum	61.5		
		Minimum	45.3		

Station: CM12

Date	Start Time	Leq (5mins)	Leq (30mins)	L10 (5mins)	L90 (5mins)
14/10/2024	7:02	45.9		48.6	43.4
14/10/2024	7:07	44.2		46.5	42.1
14/10/2024	7:12	48.1	45.8	48.6	43.1
14/10/2024	7:17	45.5		49.4	44.1
14/10/2024	7:22	45.1		46.7	44.9
14/10/2024	7:27	44.4		45.1	43.6
14/10/2024	7:32	45.1		48.1	43.6
14/10/2024	7:37	45.4		47.8	42.7
14/10/2024	7:42	45.4	45.8	45.5	42.8
14/10/2024	7:47	45.2		47.8	43.6
14/10/2024	7:52	46.5		46.9	43.3
14/10/2024	7:57	46.7		48.5	41.9
14/10/2024	8:02	45.7		46.6	42.4
14/10/2024	8:07	45.4		47.5	42.6
14/10/2024	8:12	45.8	46.3	47.6	43.5
14/10/2024	8:17	47.2		49.1	44.4
14/10/2024	8:22	46.4		47.6	43.9
14/10/2024	8:27	46.9		47.7	43.2
14/10/2024	8:32	47.1		48.6	42.1
14/10/2024	8:37	44.3		46.7	44.3
14/10/2024	8:42	47.7	46.2	48.6	42.9
14/10/2024	8:47	46.0		47.8	43.8
14/10/2024	8:52	45.8		47.7	42.6
14/10/2024	8:57	45.5		46.6	41.9
14/10/2024	9:02	44.0		47.1	42.1
14/10/2024	9:07	44.4		46.4	42.5
14/10/2024	9:12	45.9	45.0	47.5	43.4
14/10/2024	9:17	46.4		47.6	42.4
14/10/2024	9:22	44.2		46.7	43.5
14/10/2024	9:27	44.3		49.4	43.9
14/10/2024	9:32	44.7		46.4	44.4
14/10/2024	9:37	46.8		47.3	43.9
14/10/2024	9:42	43.8	45.3	46.5	43.4
14/10/2024	9:47	45.3		46.4	43.9
14/10/2024	9:52	43.9		47.6	42.4
14/10/2024	9:57	46.2		49.2	42.9
14/10/2024	10:02	46.0		47.5	42.3
14/10/2024	10:07	46.1		46.2	42.7
14/10/2024	10:12	45.3	45.7	49.2	41.8
14/10/2024	10:17	45.1		48.7	43.9
14/10/2024	10:22	45.7		47.9	41.3
14/10/2024	10:27	45.8		47.0	42.7
14/10/2024	10:32	45.6		46.6	42.0
14/10/2024	10:37	44.4		46.5	41.1
14/10/2024	10:42	44.5	45.6	48.3	44.3
14/10/2024	10:47	47.4		48.4	44.5
14/10/2024	10:52	44.6		48.4	43.2
14/10/2024	10:57	46.3		48.9	43.7
14/10/2024	11:02	45.4		48.9	43.5
14/10/2024	11:07	47.9		49.9	45.1
14/10/2024	11:12	48.8	47.7	53.0	45.8
14/10/2024	11:17	47.7		49.2	43.2
14/10/2024	11:22	48.5		51.7	42.8
14/10/2024	11:27	46.8		48.7	42.9
14/10/2024	11:32	45.7		48.1	45.1
14/10/2024	11:37	49.7		51.1	45.0
14/10/2024	11:42	48.2	48.1	52.7	45.4
14/10/2024	11:47	47.7		47.9	44.1
14/10/2024	11:52	48.0		52.5	44.6
14/10/2024	11:57	48.1		51.0	44.2
14/10/2024	12:02	47.4		51.5	46.7
14/10/2024	12:07	47.9		52.2	46.2
14/10/2024	12:12	47.4	48.4	51.2	43.9
14/10/2024	12:17	47.7		49.8	45.0
14/10/2024	12:22	50.9		51.0	44.6
14/10/2024	12:27	47.7		49.0	43.9
14/10/2024	12:32	51.6		53.9	47.2
14/10/2024	12:37	51.5		52.7	47.7
14/10/2024	12:42	52.8	51.9	53.4	47.7
14/10/2024	12:47	51.7		52.9	47.9
14/10/2024	12:52	51.9		53.5	46.4
14/10/2024	12:57	52.0		54.8	47.7
14/10/2024	13:02	50.1		53.0	47.5
14/10/2024	13:07	50.7		54.0	43.7
14/10/2024	13:12	47.8	49.8	51.7	44.9
14/10/2024	13:17	50.1		52.2	45.3
14/10/2024	13:22	49.3		53.1	45.5
14/10/2024	13:27	50.4		51.6	48.3
14/10/2024	13:32	49.2		49.7	46.5
14/10/2024	13:37	51.4		57.2	45.6
14/10/2024	13:42	53.5	51.9	53.8	48.7
14/10/2024	13:47	51.0		54.5	48.7
14/10/2024	13:52	52.8		55.4	49.4
14/10/2024	13:57	52.1		55.3	47.6
14/10/2024	14:02	49.6		55.2	49.0
14/10/2024	14:07	50.6		55.0	49.3
14/10/2024	14:12	51.1	53.4	54.9	47.3
14/10/2024	14:17	55.1		58.3	49.6
14/10/2024	14:22	55.6		57.0	51.3
14/10/2024	14:27	54.6		57.9	49.5
14/10/2024	14:32	50.4		55.9	50.3
14/10/2024	14:37	51.9		56.0	48.1
14/10/2024	14:42	53.2	51.8	58.6	49.0
14/10/2024	14:47	52.9		56.8	49.3
14/10/2024	14:52	50.1		56.5	48.3
14/10/2024	14:57	51.6		56.3	50.4
14/10/2024	15:02	51.0		55.6	49.4
14/10/2024	15:07	62.5		65.4	55.4
14/10/2024	15:12	57.4	59.1	62.2	53.6
14/10/2024	15:17	60.0		64.3	54.2
14/10/2024	15:22	58.0		63.6	55.7
14/10/2024	15:27	58.9		62.4	53.1
14/10/2024	15:32	61.2		64.3	54.6
14/10/2024	15:37	56.8		64.5	53.3
14/10/2024	15:42	59.7	60.3	63.2	55.8
14/10/2024	15:47	61.1		62.6	57.0
14/10/2024	15:52	60.2		62.8	54.3
14/10/2024	15:57	61.2		62.9	55.2
14/10/2024	16:02	60.4		64.4	53.9
14/10/2024	16:07	60.8		63.4	55.2
14/10/2024	16:12	60.2	60.5	64.6	54.4
14/10/2024	16:17	61.0		62.0	56.4
14/10/2024	16:22	60.2		65.8	56.9
14/10/2024	16:27	60.7		62.3	57.8
14/10/2024	16:32	59.8		63.4	55.9
14/10/2024	16:37	60.1		64.2	56.5
14/10/2024	16:42	59.4	60.2	61.5	55.7
14/10/2024	16:47	57.9		65.5	56.8
14/10/2024	16:52	62.0		66.6	57.6
14/10/2024	16:57	60.8		63.9	56.7
14/10/2024	17:02	62.3		63.5	55.6
14/10/2024	17:07	60.3		64.2	57.3
14/10/2024	17:12	59.6	61.6	67.4	56.1
14/10/2024	17:17	61.2		66.6	56.8
14/10/2024	17:22	62.7		65.4	55.4
14/10/2024	17:27	62.6		63.4	56.1
14/10/2024	17:32	62.7		64.9	56.3
14/10/2024	17:37	59.8		62.9	55.9
14/10/2024	17:42	62.9	61.4	66.2	56.4
14/10/2024	17:47	60.3		62.4	55.1
14/10/2024	17:52	59.0		65.5	55.4
14/10/2024	17:57	62.0		63.6	55.7
14/10/2024	18:02	59.9		65.1	54.9
14/10/2024	18:07	60.0		66.1	55.4
14/10/2024	18:12	60.4	60.8	62.5	57.3
14/10/2024	18:17	58.6		63.7	55.1
14/10/2024	18:22	61.8		65.5	58.5
14/10/2024	18:27	62.8		63.1	58.5
14/10/2024	18:32	61.3		63.7	54.9
14/10/2024	18:37	61.1		62.9	56.0
14/10/2024	18:42	61.7	60.8	65.1	56.8
14/10/2024	18:47	59.4		63.3	55.9
14/10/2024	18:52	60.9		66.7	57.3
14/10/2024	18:57	59.8		64.5	55.8
		Mean	48.0		
		Maximum	53.4		
		Minimum	45.0		

Date	Start Time	Leq (5mins)	Leq (30mins)	L10 (5mins)	L90 (5mins)
15/10/2024	7:02	44.3		46.4	43.6
15/10/2024	7:07	45.6		49.3	43.1
15/10/2024	7:12	46.2	45.2	47.2	43.5
15/10/2024	7:17	45.4		46.5	42.1
15/10/2024	7:22	45.0		49.1	42.4
15/10/2024	7:27	44.0		50.0	42.7
15/10/2024	7:32	44.1		49.1	43.6
15/10/2024	7:37	44.5		47.3	42.6
15/10/2024	7:42	45.8	44.8	48.0	44.3
15/10/2024	7:47	44.1		46.8	41.2
15/10/2024	7:52	44.2		45.4	42.5
15/10/2024	7:57	45.7		46.5	42.2
15/10/2024	8:02	45.0		47.7	43.8
15/10/2024	8:07	44.9		48.3	43.9
15/10/2024	8:12	45.2	45.1	48.4	45.0
15/10/2024	8:17	43.5		46.5	42.7
15/10/2024	8:22	46.0		51.0	44.2
15/10/2024	8:27	45.3		47.9	44.1
15/10/2024	8:32	45.0		47.6	42.5
15/10/2024	8:37	45.1		47.2	44.3
15/10/2024	8:42	44.7	45.9	49.7	43.5
15/10/2024	8:47	46.2		47.4	45.1
15/10/2024	8:52	46.2		46.4	45.0
15/10/2024	8:57	47.6		48.7	42.6
15/10/2024	9:02	46.0		49.5	43.2
15/10/2024	9:07	42.9		46.7	41.4
15/10/2024	9:12	46.2	45.3	47.6	45.1
15/10/2024	9:17	45.9		48.2	45.3
15/10/2024	9:22	44.2		49.1	41.9
15/10/2024	9:27	45.5		45.6	44.1
15/10/2024	9:32	45.1		47.0	43.0
15/10/2024	9:37	43.6		46.9	42.6
15/10/2024	9:42	45.5	45.3	48.0	42.1
15/10/2024	9:47	45.8		48.4	42.7
15/10/2024	9:52	45.2		47.7	42.7
15/10/2024	9:57	46.1		47.1	42.6
15/10/2024	10:02	46.1		46.7	43.3
15/10/2024	10:07	44.1		47.7	42.4
15/10/2024	10:12	45.7	46.1	49.4	42.9
15/10/2024	10:17	46.8		47.7	43.4
15/10/2024	10:22	46.9		48.1	42.1
15/10/2024	10:27	46.4		46.9	42.8
15/10/2024	10:32	47.0		47.2	43.1
15/10/2024	10:37	46.9		48.3	42.9
15/10/2024	10:42	46.3	46.3	47.1	42.6
15/10/2024	10:47	45.4		47.9	42.9
15/10/2024	10:52	46.1		47.6	43.6
15/10/2024	10:57	45.8		48.5	44.5
15/10/2024	11:02	45.6		48.1	41.8
15/10/2024	11:07	44.2		48.9	43.7
15/10/2024	11:12	47.7	47.3	49.7	43.1
15/10/2024	11:17	49.5		50.9	46.5
15/10/2024	11:22	46.9		51.9	44.0
15/10/2024	11:27	48.1		49.8	44.1
15/10/2024	11:32	46.2		49.5	43.0
15/10/2024	11:37	44.3		48.1	44.0
15/10/2024	11:42	48.8	47.1	52.4	45.5
15/10/2024	11:47	48.3		49.9	45.5
15/10/2024	11:52	45.2		49.6	44.6
15/10/2024	11:57	48.1		50.4	43.6
15/10/2024	12:02	46.3		48.6	44.1
15/10/2024	12:07	48.9		49.3	43.4
15/10/2024	12:12	48.0	48.7	53.4	45.0
15/10/2024	12:17	49.9		54.5	45.3
15/10/2024	12:22	47.7		49.8	43.8
15/10/2024	12:27	50.1		51.9	47.5
15/10/2024	12:32	48.5		49.7	44.1
15/10/2024	12:37	53.5		54.2	45.5
15/10/2024	12:42	52.3	51.3	52.3	46.3
15/10/2024	12:47	52.3		53.9	47.3
15/10/2024	12:52	49.2		52.8	47.4
15/10/2024	12:57	49.9		52.7	47.0
15/10/2024	13:02	54.1		55.0	47.4
15/10/2024	13:07	52.5		54.8	48.1
15/10/2024	13:12	51.8	51.5	55.0	46.7
15/10/2024	13:17	47.4		51.1	44.5
15/10/2024	13:22	50.2		51.4	44.7
15/10/2024	13:27	49.7		52.8	46.9
15/10/2024	13:32	50.2		52.0	46.7
15/10/2024	13:37	49.7		52.9	46.0
15/10/2024	13:42	50.8	50.9	55.9	46.4
15/10/2024	13:47	52.0		56.3	47.8
15/10/2024	13:52	51.1		54.2	46.6
15/10/2024	13:57	51.1		55.1	47.8
15/10/2024	14:02	54.0		58.0	47.4
15/10/2024	14:07	50.9		56.3	49.9
15/10/2024	14:12	50.9	53.2	53.9	48.4
15/10/2024	14:17	50.8		55.8	50.2
15/10/2024	14:22	55.0		57.0	50.7
15/10/2024	14:27	54.8		57.5	49.8
15/10/2024	14:32	55.2		58.5	50.9
15/10/2024	14:37	53.0		55.8	50.0
15/10/2024	14:42	51.5	53.1	56.4	50.4
15/10/2024	14:47	52.1		56.1	48.2
15/10/2024	14:52	50.8		56.6	47.9
15/10/2024	14:57	54.1		55.2	48.3
15/10/2024	15:02	52.8		56.4	48.6
15/10/2024	15:07	50.2		54.1	48.0
15/10/2024	15:12	60.9	58.7	63.1	54.0
15/10/2024	15:17	58.8		60.1	54.7
15/10/2024	15:22	58.0		64.6	54.6
15/10/2024	15:27	61.9		63.2	56.5
15/10/2024	15:32	58.3		64.0	54.7
15/10/2024	15:37	62.9		64.4	54.2
15/10/2024	15:42	58.4	60.4	61.4	54.8
15/10/2024	15:47	61.1		64.7	54.9
15/10/2024	15:52	60.5		62.3	57.1
15/10/2024	15:57	59.5		63.1	56.4
15/10/2024	16:02	62.1		64.5	54.6
15/10/2024	16:07	58.4		63.8	55.4
15/10/2024	16:12	61.9	61.2	65.2	56.0
15/10/2024	16:17	62.8		64.6	55.6
15/10/2024	16:22	61.7		62.2	54.4
15/10/2024	16:27	58.8		64.3	56.4
15/10/2024	16:32	60.3		64.0	56.9
15/10/2024	16:37	59.6		63.1	54.8
15/10/2024	16:42	59.5	60.5	64.7	55.4
15/10/2024	16:47	58.2		61.7	56.2
15/10/2024	16:52	61.3		62.3	56.4
15/10/2024	16:57	62.8		67.5	57.3
15/10/2024	17:02	59.5		64.3	56.2
15/10/2024	17:07	61.1		65.7	57.4
15/10/2024	17:12	61.2	61.1	62.2	57.2
15/10/2024	17:17	62.4		65.8	57.8
15/10/2024	17:22	60.5		65.7	56.5
15/10/2024	17:27	61.5		66.4	56.1
15/10/2024	17:32	60.7		63.3	56.8
15/10/2024	17:37	60.7		64.6	56.2
15/10/2024	17:42	62.1	61.0	63.4	57.3
15/10/2024	17:47	60.7		65.5	56.5
15/10/2024	17:52	60.1		64.7	55.1
15/10/2024	17:57	61.3		65.8	56.4
15/10/2024	18:02	60.5		61.3	56.7
15/10/2024	18:07	62.0		65.9	55.6
15/10/2024	18:12	59.6	60.9	65.2	55.5
15/10/2024	18:17	59.3		63.7	55.4
15/10/2024	18:22	60.2		61.1	56.6
15/10/2024	18:27	62.7		65.4	56.1
15/10/2024	18:32	62.9		64.6	56.1
15/10/2024	18:37	62.5		65.5	54.6
15/10/2024	18:42	62.5	62.3	65.2	56.5
15/10/2024	18:47	61.5		63.3	57.8
15/10/2024	18:52	62.0		64.7	55.0
15/10/2024	18:57	62.4		64.7	58.0
		Mean	46.1		
		Maximum	48.7		
		Minimum	44.8		

Station: CM12

Date	Start Time	Leq (5mins)	Leq (30mins)	L10 (5mins)	L90 (5mins)
16/10/2024	7:02	45.8	46.1	49.9	43.8
16/10/2024	7:07	46.5		46.7	41.1
16/10/2024	7:12	46.5		46.6	42.9
16/10/2024	7:17	46.7		47.8	44.4
16/10/2024	7:22	44.2		46.3	42.8
16/10/2024	7:27	46.6		47.6	41.9
16/10/2024	7:32	45.4	45.5	47.4	43.8
16/10/2024	7:37	45.3		46.9	41.5
16/10/2024	7:42	45.1		47.7	43.6
16/10/2024	7:47	44.0		47.3	42.9
16/10/2024	7:52	46.1		46.8	43.0
16/10/2024	7:57	46.6		48.9	42.1
16/10/2024	8:02	46.3	46.1	47.0	44.0
16/10/2024	8:07	46.8		48.1	45.2
16/10/2024	8:12	47.1		49.1	43.3
16/10/2024	8:17	45.7		49.9	43.4
16/10/2024	8:22	45.4		47.3	43.0
16/10/2024	8:27	45.0		48.4	42.1
16/10/2024	8:32	47.4	46.0	47.6	44.0
16/10/2024	8:37	46.0		49.4	44.6
16/10/2024	8:42	44.6		47.4	44.0
16/10/2024	8:47	46.9		49.9	42.5
16/10/2024	8:52	45.6		46.9	43.7
16/10/2024	8:57	44.7		46.7	43.1
16/10/2024	9:02	45.4	45.3	49.8	41.6
16/10/2024	9:07	45.6		47.1	42.6
16/10/2024	9:12	44.6		46.1	43.2
16/10/2024	9:17	44.5		50.0	43.0
16/10/2024	9:22	46.7		47.9	43.5
16/10/2024	9:27	44.3		47.2	42.1
16/10/2024	9:32	46.9	46.1	48.0	44.0
16/10/2024	9:37	45.8		47.6	42.8
16/10/2024	9:42	46.2		47.2	43.2
16/10/2024	9:47	45.2		48.5	42.2
16/10/2024	9:52	45.4		47.5	43.3
16/10/2024	9:57	46.9		48.4	41.7
16/10/2024	10:02	44.8	44.9	47.1	42.4
16/10/2024	10:07	44.2		47.9	44.1
16/10/2024	10:12	43.5		46.8	43.0
16/10/2024	10:17	46.2		47.3	45.6
16/10/2024	10:22	46.2		48.0	44.8
16/10/2024	10:27	44.0		46.2	43.2
16/10/2024	10:32	45.5	44.7	47.0	43.0
16/10/2024	10:37	45.0		50.1	42.8
16/10/2024	10:42	43.7		47.5	42.1
16/10/2024	10:47	44.5		46.0	42.1
16/10/2024	10:52	44.4		48.2	42.8
16/10/2024	10:57	44.8		48.2	43.8
16/10/2024	11:02	46.8	47.1	49.4	44.7
16/10/2024	11:07	45.6		47.9	43.7
16/10/2024	11:12	45.1		47.6	43.4
16/10/2024	11:17	49.1		49.7	45.7
16/10/2024	11:22	47.5		51.3	44.4
16/10/2024	11:27	47.0		49.8	44.8
16/10/2024	11:32	48.2	47.8	49.9	43.5
16/10/2024	11:37	45.8		49.5	45.0
16/10/2024	11:42	47.4		48.1	45.7
16/10/2024	11:47	48.2		50.5	42.6
16/10/2024	11:52	49.7		50.6	45.4
16/10/2024	11:57	46.2		50.0	43.7
16/10/2024	12:02	44.8	46.6	50.5	44.0
16/10/2024	12:07	45.1		49.2	43.1
16/10/2024	12:12	47.6		52.0	46.6
16/10/2024	12:17	47.5		51.3	46.5
16/10/2024	12:22	48.3		53.2	43.4
16/10/2024	12:27	45.1		50.1	43.3
16/10/2024	12:32	50.8	51.8	51.9	44.4
16/10/2024	12:37	47.3		49.9	43.7
16/10/2024	12:42	54.6		55.8	44.3
16/10/2024	12:47	50.0		51.6	47.3
16/10/2024	12:52	52.2		54.0	46.4
16/10/2024	12:57	52.5		55.3	46.0
16/10/2024	13:02	51.5	50.4	53.3	45.2
16/10/2024	13:07	51.7		56.5	46.7
16/10/2024	13:12	50.0		51.7	47.0
16/10/2024	13:17	50.7		56.4	45.0
16/10/2024	13:22	46.0		50.3	45.3
16/10/2024	13:27	50.3		51.0	46.0
16/10/2024	13:32	49.6	51.3	54.1	48.1
16/10/2024	13:37	50.7		51.1	46.3
16/10/2024	13:42	49.9		51.2	46.3
16/10/2024	13:47	51.7		55.0	48.7
16/10/2024	13:52	52.7		54.9	46.8
16/10/2024	13:57	52.1		53.7	47.9
16/10/2024	14:02	51.3	52.3	53.5	49.6
16/10/2024	14:07	51.9		55.0	46.9
16/10/2024	14:12	54.4		56.9	50.0
16/10/2024	14:17	51.0		52.5	47.9
16/10/2024	14:22	50.5		55.6	49.9
16/10/2024	14:27	53.1		54.5	51.4
16/10/2024	14:32	55.1	53.3	57.6	51.6
16/10/2024	14:37	54.0		57.7	51.9
16/10/2024	14:42	53.3		57.4	49.2
16/10/2024	14:47	51.7		56.0	50.5
16/10/2024	14:52	51.9		54.7	48.8
16/10/2024	14:57	52.6		57.0	48.7
16/10/2024	15:02	51.7	57.6	54.0	50.2
16/10/2024	15:07	53.6		56.3	48.8
16/10/2024	15:12	52.3		55.9	49.9
16/10/2024	15:17	59.2		63.1	55.3
16/10/2024	15:22	57.9		62.8	53.2
16/10/2024	15:27	61.5		64.9	52.5
16/10/2024	15:32	58.4	59.1	63.1	55.9
16/10/2024	15:37	57.9		61.6	55.0
16/10/2024	15:42	60.5		65.0	54.6
16/10/2024	15:47	57.0		61.6	54.8
16/10/2024	15:52	60.8		62.3	55.2
16/10/2024	15:57	58.7		63.5	54.5
16/10/2024	16:02	59.2		63.5	54.0
16/10/2024	16:07	60.3		63.5	56.5
		Mean	49.0		
		Maximum	59.1		
		Minimum	44.7		

Summary of Noise Monitoring Results during 07:00 - 19:00 at CM12	
	Leq (30mins)
Mean	51.6
Maximum	66.4
Minimum	42.8

Note:
1. The Leq (5mins) values within the time slots that do not have six consecutive Leq (5mins) values are not included in calculation of Leq (30mins).
2. Short periods of data gaps in tables are due to suspension of monitoring during replacement of batteries for the sound level meter.

Station: CM12

Date	Start Time	Leq (5mins)	Leq (30mins)	L10 (5mins)	L90 (5mins)
2/10/2024	19:04	59.4		63.1	55.2
2/10/2024	19:09	58.7		62.0	56.1
2/10/2024	19:14	59.8	59.2	60.1	54.7
2/10/2024	19:19	58.6		63.0	56.5
2/10/2024	19:24	59.3		63.0	55.2
2/10/2024	19:29	59.2		61.5	56.9
2/10/2024	19:34	59.4		62.2	55.5
2/10/2024	19:39	58.9		61.2	56.6
2/10/2024	19:44	61.1	59.2	62.1	55.6
2/10/2024	19:49	58.9		61.8	54.9
2/10/2024	19:54	58.4		61.4	54.8
2/10/2024	19:59	58.3		61.1	54.4
2/10/2024	20:04	59.9		61.2	53.4
2/10/2024	20:09	60.3		62.7	53.4
2/10/2024	20:14	58.7	59.1	59.4	55.2
2/10/2024	20:19	57.6		61.9	55.5
2/10/2024	20:24	59.1		62.9	56.2
2/10/2024	20:29	58.5		60.9	54.9
2/10/2024	20:34	59.5		60.1	54.5
2/10/2024	20:39	57.1		59.8	54.6
2/10/2024	20:44	58.9	58.4	61.3	53.5
2/10/2024	20:49	58.9		59.5	53.4
2/10/2024	20:54	57.6		59.7	53.6
2/10/2024	20:59	57.9		58.0	53.2
2/10/2024	21:04	56.7		61.5	51.3
2/10/2024	21:09	57.3		60.6	52.1
2/10/2024	21:14	57.0	57.7	59.1	53.5
2/10/2024	21:19	58.1		59.5	55.4
2/10/2024	21:24	59.0		60.2	52.8
2/10/2024	21:29	57.8		60.6	53.2
2/10/2024	21:34	58.7		59.3	53.7
2/10/2024	21:39	58.0		60.0	50.7
2/10/2024	21:44	56.1	57.3	58.7	51.9
2/10/2024	21:49	57.7		59.0	51.3
2/10/2024	21:54	56.9		61.3	50.4
2/10/2024	21:59	55.8		58.1	50.5
2/10/2024	22:04	57.3		60.0	50.6
2/10/2024	22:09	57.3		59.8	52.1
2/10/2024	22:14	56.1	56.6	58.5	50.8
2/10/2024	22:19	54.5		59.8	51.2
2/10/2024	22:24	57.4		59.2	50.8
2/10/2024	22:29	56.1		59.2	52.8
2/10/2024	22:34	56.0		58.8	52.2
2/10/2024	22:39	56.5		57.9	53.6
2/10/2024	22:44	54.3	55.5	58.0	50.3
2/10/2024	22:49	53.8		56.9	49.8
2/10/2024	22:54	54.6		59.4	51.7
2/10/2024	22:59	56.9		59.2	51.9
		Mean	57.9		
		Maximum	59.2		
		Minimum	55.5		

Date	Start Time	Leq (5mins)	Leq (30mins)	L10 (5mins)	L90 (5mins)
3/10/2024	19:04	58.4		62.2	56.7
3/10/2024	19:09	60.6		61.3	56.9
3/10/2024	19:14	59.2	58.7	62.4	55.8
3/10/2024	19:19	57.5		61.4	55.8
3/10/2024	19:24	57.6		60.6	54.0
3/10/2024	19:29	58.2		60.8	54.8
3/10/2024	19:34	57.3		61.6	54.1
3/10/2024	19:39	58.3		61.8	53.1
3/10/2024	19:44	57.2	58.1	62.2	53.5
3/10/2024	19:49	59.2		62.3	54.0
3/10/2024	19:54	58.6		60.2	54.7
3/10/2024	19:59	57.4		60.9	54.4
3/10/2024	20:04	57.0		61.9	52.8
3/10/2024	20:09	57.8		59.9	54.4
3/10/2024	20:14	56.9	57.0	61.0	52.4
3/10/2024	20:19	56.2		60.8	54.5
3/10/2024	20:24	56.7		60.4	52.6
3/10/2024	20:29	57.3		61.4	53.0
3/10/2024	20:34	57.6		59.7	52.1
3/10/2024	20:39	56.1		60.9	54.2
3/10/2024	20:44	57.8	57.5	62.1	54.2
3/10/2024	20:49	58.2		60.0	51.9
3/10/2024	20:54	56.9		61.4	51.0
3/10/2024	20:59	58.2		60.3	53.1
3/10/2024	21:04	56.4		60.8	52.5
3/10/2024	21:09	56.3		60.3	51.6
3/10/2024	21:14	55.6	55.6	61.3	52.2
3/10/2024	21:19	56.5		61.2	51.1
3/10/2024	21:24	54.1		58.9	49.3
3/10/2024	21:29	54.1		60.4	50.5
3/10/2024	21:34	55.7		59.2	52.4
3/10/2024	21:39	57.1		59.9	50.7
3/10/2024	21:44	53.5	55.8	57.7	49.0
3/10/2024	21:49	56.4		58.7	50.7
3/10/2024	21:54	55.2		60.3	51.5
3/10/2024	21:59	56.1		61.0	50.8
3/10/2024	22:04	56.6		59.1	52.7
3/10/2024	22:09	53.3		59.8	50.2
3/10/2024	22:14	54.9	54.6	59.1	48.5
3/10/2024	22:19	54.3		59.6	50.1
3/10/2024	22:24	54.1		58.3	49.2
3/10/2024	22:29	53.2		59.6	48.3
3/10/2024	22:34	56.6		60.5	52.5
3/10/2024	22:39	53.9		58.0	49.6
3/10/2024	22:44	54.7	55.3	59.1	50.3
3/10/2024	22:49	56.3		61.4	52.5
3/10/2024	22:54	55.9		59.0	51.8
3/10/2024	22:59	53.6		59.5	49.2
		Mean	56.6		
		Maximum	58.7		
		Minimum	54.6		

Station: CM12

Date	Start Time	Leq (5mins)	Leq (30mins)	L10 (5mins)	L90 (5mins)
4/10/2024	19:04	58.9		63.2	54.3
4/10/2024	19:09	58.0		61.5	55.6
4/10/2024	19:14	58.2	58.5	60.7	53.1
4/10/2024	19:19	58.7		61.1	53.1
4/10/2024	19:24	58.6		61.3	55.2
4/10/2024	19:29	58.7		61.8	53.9
4/10/2024	19:34	57.9		61.7	53.7
4/10/2024	19:39	58.8		60.4	52.9
4/10/2024	19:44	56.1	57.9	59.9	53.9
4/10/2024	19:49	56.6		60.6	51.4
4/10/2024	19:54	58.5		61.3	51.9
4/10/2024	19:59	58.8		59.8	53.4
4/10/2024	20:04	58.7		62.3	53.3
4/10/2024	20:09	57.2		62.0	52.4
4/10/2024	20:14	55.9	57.3	60.2	51.5
4/10/2024	20:19	57.8		60.7	53.1
4/10/2024	20:24	58.1		60.1	51.1
4/10/2024	20:29	55.6		60.9	51.4
4/10/2024	20:34	55.7		61.0	51.5
4/10/2024	20:39	57.2		60.7	52.3
4/10/2024	20:44	55.1	56.2	60.2	51.4
4/10/2024	20:49	54.8		60.4	49.6
4/10/2024	20:54	56.3		60.7	53.1
4/10/2024	20:59	57.3		61.5	50.3
4/10/2024	21:04	53.8		60.0	50.9
4/10/2024	21:09	56.3		61.7	53.1
4/10/2024	21:14	54.7	55.6	58.9	51.6
4/10/2024	21:19	55.3		61.3	52.1
4/10/2024	21:24	57.4		58.7	52.2
4/10/2024	21:29	54.8		58.8	49.7
4/10/2024	21:34	55.1		57.7	48.3
4/10/2024	21:39	56.6		59.2	52.7
4/10/2024	21:44	55.2	55.7	58.6	49.8
4/10/2024	21:49	55.1		57.7	49.4
4/10/2024	21:54	57.3		59.1	52.5
4/10/2024	21:59	54.2		57.8	50.9
4/10/2024	22:04	57.1		58.1	53.3
4/10/2024	22:09	56.7		60.2	52.3
4/10/2024	22:14	56.8	56.2	60.0	51.1
4/10/2024	22:19	54.3		59.1	50.9
4/10/2024	22:24	54.7		58.5	51.9
4/10/2024	22:29	56.5		59.7	50.2
4/10/2024	22:34	56.5		59.9	51.0
4/10/2024	22:39	55.3		60.6	49.9
4/10/2024	22:44	56.9	55.6	58.2	49.2
4/10/2024	22:49	55.3		59.8	50.1
4/10/2024	22:54	54.7		58.6	48.8
4/10/2024	22:59	54.4		59.5	51.2
		Mean	56.6		
		Maximum	58.5		
		Minimum	55.6		

Date	Start Time	Leq (5mins)	Leq (30mins)	L10 (5mins)	L90 (5mins)
5/10/2024	19:04	63.7		67.0	60.8
5/10/2024	19:09	66.2		67.5	62.0
5/10/2024	19:14	63.1	65.1	66.5	60.7
5/10/2024	19:19	65.5		68.9	60.3
5/10/2024	19:24	64.1		66.5	62.5
5/10/2024	19:29	66.6		67.7	61.9
5/10/2024	19:34	63.0		68.7	59.8
5/10/2024	19:39	63.0		67.4	60.6
5/10/2024	19:44	63.6	63.5	68.0	61.4
5/10/2024	19:49	64.3		66.4	59.0
5/10/2024	19:54	62.9		66.5	59.4
5/10/2024	19:59	63.9		66.0	58.5
5/10/2024	20:04	62.5		67.6	57.8
5/10/2024	20:09	63.6		65.9	58.0
5/10/2024	20:14	63.0	63.2	65.4	59.1
5/10/2024	20:19	64.0		68.2	59.5
5/10/2024	20:24	63.9		69.6	57.3
5/10/2024	20:29	61.3		65.4	59.0
5/10/2024	20:34	64.9		66.9	60.0
5/10/2024	20:39	63.2		67.6	58.2
5/10/2024	20:44	60.6	62.8	64.5	57.7
5/10/2024	20:49	63.4		67.0	59.0
5/10/2024	20:54	62.4		67.3	58.5
5/10/2024	20:59	60.4		64.0	56.0
5/10/2024	21:04	62.1		66.0	58.2
5/10/2024	21:09	63.2		65.7	58.9
5/10/2024	21:14	62.4	62.5	64.9	57.5
5/10/2024	21:19	62.9		67.6	56.8
5/10/2024	21:24	62.3		66.3	59.0
5/10/2024	21:29	61.6		65.3	58.6
5/10/2024	21:34	65.0		67.4	58.5
5/10/2024	21:39	63.1		67.2	59.3
5/10/2024	21:44	62.0	63.5	66.0	60.0
5/10/2024	21:49	63.0		66.5	58.4
5/10/2024	21:54	63.9		67.2	56.6
5/10/2024	21:59	63.6		66.5	57.2
5/10/2024	22:04	64.1		67.1	58.4
5/10/2024	22:09	60.7		64.3	59.6
5/10/2024	22:14	62.3	62.5	65.2	58.1
5/10/2024	22:19	63.0		64.4	57.3
5/10/2024	22:24	62.8		65.6	59.3
5/10/2024	22:29	61.3		64.7	55.8
5/10/2024	22:34	60.6		65.9	56.1
5/10/2024	22:39	62.0		65.8	58.7
5/10/2024	22:44	59.8	61.1	63.3	57.6
5/10/2024	22:49	59.4		63.2	56.8
5/10/2024	22:54	62.8		66.3	57.6
5/10/2024	22:59	60.8		63.8	55.8
		Mean	63.0		
		Maximum	65.1		
		Minimum	61.1		

Station: CM12

Date	Start Time	Leq (5mins)	Leq (30mins)	L10 (5mins)	L90 (5mins)
6/10/2024	19:04	59.0	59.2	61.4	55.2
6/10/2024	19:09	58.5		61.0	55.6
6/10/2024	19:14	59.9		61.9	54.5
6/10/2024	19:19	59.8		62.7	56.4
6/10/2024	19:24	59.7		63.8	55.2
6/10/2024	19:29	57.7		62.4	54.5
6/10/2024	19:34	60.3	59.5	63.2	55.0
6/10/2024	19:39	58.5		61.4	54.9
6/10/2024	19:44	59.3		62.4	53.6
6/10/2024	19:49	59.5		61.0	56.2
6/10/2024	19:54	60.6		61.2	54.7
6/10/2024	19:59	58.4		62.7	53.5
6/10/2024	20:04	59.0	58.9	61.1	54.8
6/10/2024	20:09	59.6		62.9	55.3
6/10/2024	20:14	59.2		60.9	53.8
6/10/2024	20:19	59.7		60.8	52.1
6/10/2024	20:24	56.7		60.0	52.7
6/10/2024	20:29	58.8		62.3	54.5
6/10/2024	20:34	58.6	58.6	62.4	54.4
6/10/2024	20:39	57.8		61.3	53.5
6/10/2024	20:44	59.7		61.3	54.9
6/10/2024	20:49	56.9		60.2	53.1
6/10/2024	20:54	58.8		62.0	52.6
6/10/2024	20:59	59.3		62.4	55.6
6/10/2024	21:04	58.1	59.0	62.3	55.3
6/10/2024	21:09	59.5		63.6	54.3
6/10/2024	21:14	57.3		61.1	53.0
6/10/2024	21:19	59.6		63.0	54.3
6/10/2024	21:24	59.0		62.6	54.9
6/10/2024	21:29	59.9		61.2	53.9
6/10/2024	21:34	57.2	57.8	62.4	55.1
6/10/2024	21:39	57.0		60.9	53.3
6/10/2024	21:44	58.5		62.9	54.7
6/10/2024	21:49	58.8		63.0	54.3
6/10/2024	21:54	58.0		61.1	53.0
6/10/2024	21:59	57.2		61.3	55.5
6/10/2024	22:04	58.4	58.6	60.7	54.0
6/10/2024	22:09	59.7		63.4	55.1
6/10/2024	22:14	59.0		62.7	53.5
6/10/2024	22:19	58.5		61.5	53.5
6/10/2024	22:24	57.3		59.8	54.0
6/10/2024	22:29	58.5		62.4	52.5
6/10/2024	22:34	57.6	56.8	63.6	54.7
6/10/2024	22:39	55.1		60.5	54.1
6/10/2024	22:44	61.0		61.8	51.7
6/10/2024	22:49	55.8		61.2	50.6
6/10/2024	22:54	54.3		56.3	42.9
6/10/2024	22:59	45.3		45.9	42.1
		Mean	58.6		
		Maximum	59.5		
		Minimum	56.8		

Date	Start Time	Leq (5mins)	Leq (30mins)	L10 (5mins)	L90 (5mins)
7/10/2024	19:04	57.7	58.2	62.3	53.0
7/10/2024	19:09	58.6		64.8	53.1
7/10/2024	19:14	59.2		62.2	53.4
7/10/2024	19:19	57.4		62.4	51.6
7/10/2024	19:24	57.7		62.2	53.7
7/10/2024	19:29	58.6		61.9	55.6
7/10/2024	19:34	57.5	58.8	63.7	51.7
7/10/2024	19:39	57.0		62.3	50.4
7/10/2024	19:44	61.3		63.0	54.2
7/10/2024	19:49	57.1		61.2	51.1
7/10/2024	19:54	60.4		63.8	54.5
7/10/2024	19:59	57.1		62.5	54.4
7/10/2024	20:04	58.0	57.7	61.3	53.2
7/10/2024	20:09	57.1		58.9	51.8
7/10/2024	20:14	56.8		62.5	53.4
7/10/2024	20:19	58.1		62.4	53.1
7/10/2024	20:24	58.0		63.8	53.0
7/10/2024	20:29	57.8		63.4	55.0
7/10/2024	20:34	57.8	58.6	59.2	52.2
7/10/2024	20:39	60.0		61.4	53.0
7/10/2024	20:44	58.7		65.0	52.9
7/10/2024	20:49	58.7		62.3	53.6
7/10/2024	20:54	58.3		60.9	52.2
7/10/2024	20:59	57.5		61.3	52.1
7/10/2024	21:04	58.6	58.8	60.4	52.7
7/10/2024	21:09	60.4		62.2	50.4
7/10/2024	21:14	57.7		62.1	51.7
7/10/2024	21:19	59.7		63.3	51.0
7/10/2024	21:24	59.1		61.6	52.3
7/10/2024	21:29	55.9		61.2	50.7
7/10/2024	21:34	58.6	57.1	59.8	51.7
7/10/2024	21:39	56.5		59.4	50.0
7/10/2024	21:44	56.2		62.3	53.5
7/10/2024	21:49	58.3		62.5	51.0
7/10/2024	21:54	55.7		60.6	50.0
7/10/2024	21:59	56.4		62.1	49.7
7/10/2024	22:04	59.4	57.9	60.1	51.3
7/10/2024	22:09	58.9		60.6	50.3
7/10/2024	22:14	57.5		60.8	50.0
7/10/2024	22:19	54.7		61.3	50.5
7/10/2024	22:24	56.4		60.1	49.9
7/10/2024	22:29	58.9		59.8	51.9
7/10/2024	22:34	53.9	57.5	58.0	49.5
7/10/2024	22:39	57.7		60.6	51.4
7/10/2024	22:44	57.3		62.6	50.8
7/10/2024	22:49	60.7		62.7	49.4
7/10/2024	22:54	56.8		61.4	50.8
7/10/2024	22:59	55.0		57.7	42.8
		Mean	58.1		
		Maximum	58.8		
		Minimum	57.1		

Station: CM12

Date	Start Time	Leq (5mins)	Leq (30mins)	L10 (5mins)	L90 (5mins)
8/10/2024	19:02	61.6	59.7	62.0	53.9
8/10/2024	19:07	59.0		64.3	54.2
8/10/2024	19:12	57.8		63.5	53.9
8/10/2024	19:17	59.7		61.9	54.8
8/10/2024	19:22	60.7		62.8	52.5
8/10/2024	19:27	58.0		63.4	52.2
8/10/2024	19:32	57.8	59.1	63.9	52.8
8/10/2024	19:37	59.9		63.5	51.8
8/10/2024	19:42	61.2		62.2	53.8
8/10/2024	19:47	57.5		62.3	52.0
8/10/2024	19:52	57.4		61.2	51.1
8/10/2024	19:57	59.6		65.0	53.3
8/10/2024	20:02	58.9	58.5	63.0	54.1
8/10/2024	20:07	58.4		61.8	51.7
8/10/2024	20:12	60.7		61.4	52.8
8/10/2024	20:17	57.6		60.7	51.6
8/10/2024	20:22	56.2		59.6	51.8
8/10/2024	20:27	57.6		59.7	53.9
8/10/2024	20:32	59.2	58.9	62.6	53.6
8/10/2024	20:37	58.6		61.4	51.8
8/10/2024	20:42	59.4		64.4	53.3
8/10/2024	20:47	56.6		61.2	51.6
8/10/2024	20:52	58.2		59.4	52.9
8/10/2024	20:57	60.6		63.4	55.8
8/10/2024	21:02	59.5	59.1	63.1	52.3
8/10/2024	21:07	56.9		59.5	51.1
8/10/2024	21:12	59.8		60.3	51.0
8/10/2024	21:17	59.7		59.8	52.8
8/10/2024	21:22	58.5		61.2	53.1
8/10/2024	21:27	59.2		61.6	52.2
8/10/2024	21:32	58.6	58.3	61.1	51.5
8/10/2024	21:37	58.2		61.1	49.9
8/10/2024	21:42	59.7		61.1	52.0
8/10/2024	21:47	56.3		60.2	50.4
8/10/2024	21:52	55.7		62.2	51.4
8/10/2024	21:57	59.8		61.3	52.0
8/10/2024	22:02	58.0	58.1	61.9	49.1
8/10/2024	22:07	57.2		59.7	50.9
8/10/2024	22:12	56.9		62.6	52.2
8/10/2024	22:17	58.9		63.3	51.9
8/10/2024	22:22	60.1		60.4	52.4
8/10/2024	22:27	56.7		61.3	50.7
8/10/2024	22:32	57.9	57.3	59.8	50.3
8/10/2024	22:37	57.9		59.7	50.1
8/10/2024	22:42	57.7		58.5	51.7
8/10/2024	22:47	55.0		59.1	48.8
8/10/2024	22:52	57.5		60.8	52.1
8/10/2024	22:57	57.3		63.2	49.2
		Mean	58.6		
		Maximum	59.7		
		Minimum	57.3		

Date	Start Time	Leq (5mins)	Leq (30mins)	L10 (5mins)	L90 (5mins)
9/10/2024	19:02	62.0	61.6	65.0	57.0
9/10/2024	19:07	62.4		64.9	59.1
9/10/2024	19:12	61.6		63.8	57.3
9/10/2024	19:17	62.0		63.5	58.2
9/10/2024	19:22	60.5		63.7	56.6
9/10/2024	19:27	60.9		62.4	55.0
9/10/2024	19:32	59.0	60.6	65.4	57.2
9/10/2024	19:37	60.1		62.2	56.5
9/10/2024	19:42	63.0		64.6	56.5
9/10/2024	19:47	58.7		66.8	57.1
9/10/2024	19:52	60.9		65.4	57.4
9/10/2024	19:57	60.2		63.9	55.1
9/10/2024	20:02	58.5	60.0	63.2	55.4
9/10/2024	20:07	61.2		64.8	55.9
9/10/2024	20:12	61.8		64.5	56.2
9/10/2024	20:17	59.5		64.9	55.3
9/10/2024	20:22	58.8		63.9	55.3
9/10/2024	20:27	59.4		64.3	54.4
9/10/2024	20:32	59.8	60.1	61.2	54.6
9/10/2024	20:37	57.9		62.9	54.8
9/10/2024	20:42	60.8		63.6	55.2
9/10/2024	20:47	61.8		63.3	54.0
9/10/2024	20:52	59.8		61.3	54.5
9/10/2024	20:57	59.4		63.2	55.2
9/10/2024	21:02	59.4	58.8	63.7	54.6
9/10/2024	21:07	59.3		62.3	52.3
9/10/2024	21:12	58.1		61.9	54.5
9/10/2024	21:17	61.0		64.1	53.0
9/10/2024	21:22	55.8		62.5	50.6
9/10/2024	21:27	57.2		63.2	51.5
9/10/2024	21:32	59.7	58.8	64.1	53.7
9/10/2024	21:37	57.3		61.5	53.6
9/10/2024	21:42	58.0		61.5	53.1
9/10/2024	21:47	59.8		63.0	52.2
9/10/2024	21:52	58.9		63.6	52.3
9/10/2024	21:57	58.5		62.0	53.2
9/10/2024	22:02	58.9	57.3	62.0	53.7
9/10/2024	22:07	56.1		60.0	50.9
9/10/2024	22:12	56.0		59.4	50.8
9/10/2024	22:17	56.8		61.6	54.9
9/10/2024	22:22	58.3		61.5	53.0
9/10/2024	22:27	56.9		62.3	53.6
9/10/2024	22:32	60.0	59.4	62.9	54.1
9/10/2024	22:37	57.3		61.0	52.4
9/10/2024	22:42	59.9		61.4	51.9
9/10/2024	22:47	60.1		62.1	52.7
9/10/2024	22:52	59.5		61.7	53.4
9/10/2024	22:57	59.1		62.2	51.1
		Mean	59.6		
		Maximum	61.6		
		Minimum	57.3		

Station: CM12

Date	Start Time	Leq (5mins)	Leq (30mins)	L10 (5mins)	L90 (5mins)
10/10/2024	19:02	62.7		64.8	57.5
10/10/2024	19:07	62.7		66.4	55.9
10/10/2024	19:12	60.6	61.7	66.2	59.0
10/10/2024	19:17	62.1		65.0	56.4
10/10/2024	19:22	61.0		65.6	58.0
10/10/2024	19:27	60.6		62.7	56.9
10/10/2024	19:32	62.7		63.4	57.1
10/10/2024	19:37	62.2		63.7	56.7
10/10/2024	19:42	59.3	61.6	62.4	56.7
10/10/2024	19:47	62.0		63.8	54.8
10/10/2024	19:52	61.9		64.3	56.4
10/10/2024	19:57	60.8		64.0	55.0
10/10/2024	20:02	59.4		64.8	54.7
10/10/2024	20:07	61.1		64.1	55.2
10/10/2024	20:12	59.0	59.6	63.7	56.4
10/10/2024	20:17	59.1		62.4	55.8
10/10/2024	20:22	58.5		63.3	57.1
10/10/2024	20:27	59.9		62.3	55.7
10/10/2024	20:32	62.0		63.7	52.7
10/10/2024	20:37	59.9		61.7	53.6
10/10/2024	20:42	60.1	60.9	64.9	54.6
10/10/2024	20:47	61.5		63.8	55.7
10/10/2024	20:52	60.5		64.3	55.9
10/10/2024	20:57	61.0		61.7	52.2
10/10/2024	21:02	59.8		62.6	55.9
10/10/2024	21:07	59.8		63.1	53.8
10/10/2024	21:12	60.7	59.7	61.7	54.4
10/10/2024	21:17	58.6		63.4	55.2
10/10/2024	21:22	60.1		61.1	51.4
10/10/2024	21:27	59.0		59.9	51.5
10/10/2024	21:32	58.5		61.3	53.8
10/10/2024	21:37	59.0		62.8	52.6
10/10/2024	21:42	57.4	58.3	63.3	52.3
10/10/2024	21:47	58.2		60.2	53.2
10/10/2024	21:52	59.0		61.2	52.5
10/10/2024	21:57	57.1		60.3	51.1
10/10/2024	22:02	59.9		64.0	52.2
10/10/2024	22:07	58.2		60.7	53.8
10/10/2024	22:12	58.2	58.3	58.6	50.8
10/10/2024	22:17	55.0		62.4	50.6
10/10/2024	22:22	59.0		62.5	54.2
10/10/2024	22:27	58.2		60.9	52.1
10/10/2024	22:32	56.7		62.2	53.0
10/10/2024	22:37	60.6		61.6	52.6
10/10/2024	22:42	56.5	58.7	59.7	51.0
10/10/2024	22:47	58.7		62.4	53.1
10/10/2024	22:52	57.7		62.0	55.4
10/10/2024	22:57	60.0		61.8	54.2
		Mean	59.8		
		Maximum	61.7		
		Minimum	58.3		

Date	Start Time	Leq (5mins)	Leq (30mins)	L10 (5mins)	L90 (5mins)
11/10/2024	19:02	60.4		65.7	55.1
11/10/2024	19:07	60.6		65.1	55.8
11/10/2024	19:12	62.3	61.7	64.7	57.6
11/10/2024	19:17	61.2		63.3	56.8
11/10/2024	19:22	63.4		64.5	56.4
11/10/2024	19:27	61.7		65.5	55.4
11/10/2024	19:32	59.1		64.6	56.7
11/10/2024	19:37	61.5		62.9	55.8
11/10/2024	19:42	61.6	60.3	65.0	57.2
11/10/2024	19:47	58.8		63.0	56.0
11/10/2024	19:52	59.1		64.3	57.2
11/10/2024	19:57	60.7		63.9	57.2
11/10/2024	20:02	62.7		63.2	56.5
11/10/2024	20:07	61.2		62.7	56.4
11/10/2024	20:12	59.3	60.4	64.8	54.9
11/10/2024	20:17	59.7		64.1	55.1
11/10/2024	20:22	59.4		63.7	54.9
11/10/2024	20:27	58.5		61.9	55.0
11/10/2024	20:32	58.1		62.1	55.4
11/10/2024	20:37	58.5		63.2	53.1
11/10/2024	20:42	61.7	60.2	63.1	53.6
11/10/2024	20:47	60.9		63.8	55.1
11/10/2024	20:52	59.0		64.5	56.1
11/10/2024	20:57	61.5		64.6	54.9
11/10/2024	21:02	59.8		64.8	53.6
11/10/2024	21:07	59.1		61.3	55.0
11/10/2024	21:12	59.6	59.4	62.8	53.7
11/10/2024	21:17	58.9		61.0	54.9
11/10/2024	21:22	59.6		62.4	53.3
11/10/2024	21:27	59.5		63.8	53.4
11/10/2024	21:32	59.5		63.9	52.8
11/10/2024	21:37	59.6		62.8	52.1
11/10/2024	21:42	59.8	59.6	60.2	54.9
11/10/2024	21:47	58.3		61.3	50.1
11/10/2024	21:52	58.7		61.6	53.3
11/10/2024	21:57	61.0		64.4	53.8
11/10/2024	22:02	60.2		62.4	53.6
11/10/2024	22:07	58.6		62.2	52.0
11/10/2024	22:12	60.1	58.8	62.1	53.9
11/10/2024	22:17	58.5		59.5	52.9
11/10/2024	22:22	56.2		60.3	49.6
11/10/2024	22:27	58.3		61.2	52.0
11/10/2024	22:32	58.5		60.8	53.3
11/10/2024	22:37	57.3		60.6	51.3
11/10/2024	22:42	58.6	59.1	64.7	52.9
11/10/2024	22:47	56.0		61.2	52.1
11/10/2024	22:52	60.4		64.0	54.1
11/10/2024	22:57	61.5		64.1	53.7
		Mean	59.9		
		Maximum	61.7		
		Minimum	58.8		

Station: CM12

Date	Start Time	Leq (5mins)	Leq (30mins)	L10 (5mins)	L90 (5mins)
12/10/2024	19:02	62.6		66.3	56.3
12/10/2024	19:07	59.9		65.5	57.8
12/10/2024	19:12	62.7	61.7	63.8	55.9
12/10/2024	19:17	62.2		64.0	56.8
12/10/2024	19:22	62.1		64.8	58.5
12/10/2024	19:27	60.4		65.2	57.7
12/10/2024	19:32	62.2		62.2	57.7
12/10/2024	19:37	60.6		63.7	56.7
12/10/2024	19:42	60.8	61.2	63.3	55.0
12/10/2024	19:47	62.5		64.7	55.9
12/10/2024	19:52	59.4		63.6	56.6
12/10/2024	19:57	60.8		64.1	57.0
12/10/2024	20:02	61.7		65.7	56.4
12/10/2024	20:07	60.4		61.6	55.7
12/10/2024	20:12	62.3	61.5	64.4	54.4
12/10/2024	20:17	61.4		63.3	54.0
12/10/2024	20:22	61.4		63.2	53.6
12/10/2024	20:27	61.4		63.2	55.2
12/10/2024	20:32	61.3		64.0	55.8
12/10/2024	20:37	59.9		63.4	54.7
12/10/2024	20:42	60.5	60.2	63.3	54.2
12/10/2024	20:47	60.0		63.4	52.3
12/10/2024	20:52	60.0		64.2	55.5
12/10/2024	20:57	59.5		62.9	55.2
12/10/2024	21:02	59.2		63.1	54.6
12/10/2024	21:07	58.6		62.3	52.6
12/10/2024	21:12	60.6	59.6	64.4	55.1
12/10/2024	21:17	59.5		64.4	53.6
12/10/2024	21:22	60.6		61.6	53.3
12/10/2024	21:27	58.7		63.1	52.8
12/10/2024	21:32	57.7		63.3	54.5
12/10/2024	21:37	59.3		62.8	52.3
12/10/2024	21:42	59.2	58.6	62.8	53.0
12/10/2024	21:47	59.1		63.2	54.6
12/10/2024	21:52	59.5		62.7	51.8
12/10/2024	21:57	55.9		60.4	51.7
12/10/2024	22:02	60.5		64.6	53.3
12/10/2024	22:07	59.4		63.0	53.1
12/10/2024	22:12	58.5	58.7	61.3	53.6
12/10/2024	22:17	59.0		62.7	53.7
12/10/2024	22:22	55.7		59.7	51.5
12/10/2024	22:27	57.9		61.0	51.4
12/10/2024	22:32	58.0		58.7	52.2
12/10/2024	22:37	57.9		61.5	53.6
12/10/2024	22:42	57.1	57.7	59.6	50.2
12/10/2024	22:47	59.3		60.3	53.8
12/10/2024	22:52	56.9		60.6	51.0
12/10/2024	22:57	56.3		61.8	51.9
		Mean	59.9		
		Maximum	61.7		
		Minimum	57.7		

Date	Start Time	Leq (5mins)	Leq (30mins)	L10 (5mins)	L90 (5mins)
13/10/2024	19:02	60.0		65.3	57.5
13/10/2024	19:07	60.4		64.4	56.0
13/10/2024	19:12	61.0	61.2	64.9	58.4
13/10/2024	19:17	60.7		65.5	56.7
13/10/2024	19:22	63.4		64.6	56.8
13/10/2024	19:27	61.0		63.7	58.0
13/10/2024	19:32	60.3		65.2	58.4
13/10/2024	19:37	60.9		62.5	55.4
13/10/2024	19:42	59.6	60.6	63.2	56.0
13/10/2024	19:47	59.8		64.8	55.3
13/10/2024	19:52	62.8		65.5	54.4
13/10/2024	19:57	58.8		61.6	56.8
13/10/2024	20:02	62.1		65.0	54.8
13/10/2024	20:07	61.2		66.3	56.6
13/10/2024	20:12	60.1	60.9	63.2	57.3
13/10/2024	20:17	60.5		64.4	54.6
13/10/2024	20:22	60.5		65.8	55.4
13/10/2024	20:27	60.7		64.2	55.7
13/10/2024	20:32	60.6		64.4	55.0
13/10/2024	20:37	58.6		64.8	56.9
13/10/2024	20:42	59.1	60.1	62.2	55.5
13/10/2024	20:47	59.6		64.0	54.3
13/10/2024	20:52	61.6		63.1	53.2
13/10/2024	20:57	60.7		62.2	54.1
13/10/2024	21:02	63.0		64.7	55.5
13/10/2024	21:07	61.5		64.4	53.1
13/10/2024	21:12	61.4	60.9	62.1	53.8
13/10/2024	21:17	58.9		64.1	54.0
13/10/2024	21:22	59.9		63.3	53.0
13/10/2024	21:27	59.1		61.7	54.4
13/10/2024	21:32	58.2		64.4	53.0
13/10/2024	21:37	59.1		62.9	52.7
13/10/2024	21:42	57.9	58.7	62.6	50.9
13/10/2024	21:47	59.0		62.6	52.1
13/10/2024	21:52	59.3		61.3	54.4
13/10/2024	21:57	58.6		63.3	50.4
13/10/2024	22:02	57.4		61.8	53.4
13/10/2024	22:07	60.6		61.2	53.0
13/10/2024	22:12	60.7	59.3	64.7	52.5
13/10/2024	22:17	59.7		61.6	52.0
13/10/2024	22:22	59.3		63.2	54.5
13/10/2024	22:27	56.3		62.1	52.1
13/10/2024	22:32	56.3		62.9	49.7
13/10/2024	22:37	58.2		61.4	52.6
13/10/2024	22:42	57.8	57.5	61.2	53.5
13/10/2024	22:47	56.7		59.2	51.3
13/10/2024	22:52	59.1		64.5	52.6
13/10/2024	22:57	56.3		60.0	52.1
		Mean	59.9		
		Maximum	61.2		
		Minimum	57.5		

Station: CM12

Date	Start Time	Leq (5mins)	Leq (30mins)	L10 (5mins)	L90 (5mins)
14/10/2024	19:02	60.8	61.8	62.2	58.2
14/10/2024	19:07	61.9		65.0	56.8
14/10/2024	19:12	64.3		65.5	58.5
14/10/2024	19:17	60.9		64.6	57.9
14/10/2024	19:22	60.9		63.9	56.7
14/10/2024	19:27	60.8		65.5	57.4
14/10/2024	19:32	63.0	61.9	67.5	57.1
14/10/2024	19:37	62.3		63.7	57.5
14/10/2024	19:42	62.6		65.8	57.7
14/10/2024	19:47	59.1		63.6	57.2
14/10/2024	19:52	62.0		65.2	54.5
14/10/2024	19:57	61.7		65.5	55.7
14/10/2024	20:02	59.7	59.8	62.4	55.0
14/10/2024	20:07	59.3		65.5	56.0
14/10/2024	20:12	61.6		63.4	57.6
14/10/2024	20:17	59.6		63.7	56.3
14/10/2024	20:22	58.8		60.9	55.7
14/10/2024	20:27	59.0		64.0	55.3
14/10/2024	20:32	60.3	59.6	65.5	55.1
14/10/2024	20:37	61.0		62.4	55.0
14/10/2024	20:42	59.5		62.9	56.5
14/10/2024	20:47	59.2		62.3	56.2
14/10/2024	20:52	58.6		62.6	53.5
14/10/2024	20:57	58.7		63.1	54.0
14/10/2024	21:02	60.8	60.1	61.7	55.3
14/10/2024	21:07	59.7		63.0	55.4
14/10/2024	21:12	60.5		63.0	53.5
14/10/2024	21:17	58.8		62.2	53.8
14/10/2024	21:22	60.0		63.8	56.2
14/10/2024	21:27	60.3		61.8	52.7
14/10/2024	21:32	60.4	59.1	62.1	53.2
14/10/2024	21:37	59.7		64.5	52.9
14/10/2024	21:42	59.4		61.2	52.1
14/10/2024	21:47	57.0		63.0	51.1
14/10/2024	21:52	58.3		63.4	51.8
14/10/2024	21:57	58.9		62.5	54.8
14/10/2024	22:02	58.5	58.6	64.7	51.9
14/10/2024	22:07	56.9		63.3	53.2
14/10/2024	22:12	59.3		62.6	54.2
14/10/2024	22:17	59.0		63.7	51.7
14/10/2024	22:22	58.6		61.8	53.0
14/10/2024	22:27	58.9		60.8	54.6
14/10/2024	22:32	57.7	58.1	62.0	52.6
14/10/2024	22:37	55.8		59.8	51.2
14/10/2024	22:42	58.2		60.3	54.5
14/10/2024	22:47	57.9		59.8	52.3
14/10/2024	22:52	57.3		59.5	51.2
14/10/2024	22:57	60.2		62.8	54.0
		Mean	59.9		
		Maximum	61.9		
		Minimum	58.1		

Date	Start Time	Leq (5mins)	Leq (30mins)	L10 (5mins)	L90 (5mins)
15/10/2024	19:02	60.1	61.3	63.2	55.2
15/10/2024	19:07	60.1		62.3	58.3
15/10/2024	19:12	62.3		63.8	56.6
15/10/2024	19:17	62.1		63.4	56.2
15/10/2024	19:22	62.2		63.5	56.9
15/10/2024	19:27	60.4		65.5	55.9
15/10/2024	19:32	61.5	61.0	65.6	59.0
15/10/2024	19:37	60.1		65.4	58.8
15/10/2024	19:42	61.2		62.0	58.0
15/10/2024	19:47	61.0		63.2	57.1
15/10/2024	19:52	61.2		63.2	56.9
15/10/2024	19:57	61.1		65.6	56.4
15/10/2024	20:02	60.7	60.9	64.3	57.1
15/10/2024	20:07	60.9		64.8	55.6
15/10/2024	20:12	60.2		65.0	56.8
15/10/2024	20:17	62.5		65.7	57.5
15/10/2024	20:22	60.7		62.7	56.3
15/10/2024	20:27	60.2		62.4	54.1
15/10/2024	20:32	60.6	59.8	63.1	55.0
15/10/2024	20:37	59.2		63.9	55.3
15/10/2024	20:42	59.0		63.1	52.6
15/10/2024	20:47	59.6		63.0	57.0
15/10/2024	20:52	60.2		63.6	55.2
15/10/2024	20:57	60.2		62.3	52.9
15/10/2024	21:02	58.7	61.0	62.0	54.2
15/10/2024	21:07	59.9		64.1	55.4
15/10/2024	21:12	62.0		65.1	56.3
15/10/2024	21:17	61.7		65.4	55.7
15/10/2024	21:22	61.1		63.3	53.1
15/10/2024	21:27	61.5		63.1	55.9
15/10/2024	21:32	59.1	59.0	62.6	55.4
15/10/2024	21:37	58.1		60.5	53.8
15/10/2024	21:42	61.2		62.9	52.3
15/10/2024	21:47	57.3		64.1	51.7
15/10/2024	21:52	57.2		61.8	53.6
15/10/2024	21:57	59.8		60.6	54.4
15/10/2024	22:02	59.4	58.5	63.2	55.4
15/10/2024	22:07	57.3		64.3	50.2
15/10/2024	22:12	56.6		61.1	53.2
15/10/2024	22:17	61.2		62.4	52.2
15/10/2024	22:22	56.0		63.3	52.0
15/10/2024	22:27	58.4		63.8	54.5
15/10/2024	22:32	58.6	57.9	64.4	54.4
15/10/2024	22:37	59.4		62.2	53.3
15/10/2024	22:42	57.5		61.1	51.3
15/10/2024	22:47	55.9		61.0	53.5
15/10/2024	22:52	57.5		62.6	51.1
15/10/2024	22:57	58.0		61.3	52.0
		Mean	59.9		
		Maximum	61.3		
		Minimum	57.9		

Summary of Noise Monitoring Results during 19:00 - 23:00 at CM12	
	Leq (30mins)
Mean	59.2
Maximum	65.1
Minimum	54.6

Note:
1. The Leq (5mins) values within the time slots that do not have six consecutive Leq (5mins) values are not included in calculation of Leq (30mins).
2. Short periods of data gaps in tables are due to suspension of monitoring during replacement of batteries for the sound level meter.

Station: CM12

Date	Start Time	Leq (5mins)	Leq (30mins)	L10 (5mins)	L90 (5mins)
2/10/2024	23:04	54.3		59.5	50.3
2/10/2024	23:09	57.5		60.0	53.5
2/10/2024	23:14	56.7	56.6	58.6	51.8
2/10/2024	23:19	55.9		58.1	53.0
2/10/2024	23:24	58.2		58.7	51.4
2/10/2024	23:29	55.7		57.8	51.4
2/10/2024	23:34	56.7		57.6	51.3
2/10/2024	23:39	55.4		60.3	50.3
2/10/2024	23:44	56.5	56.4	59.1	50.4
2/10/2024	23:49	55.6		59.3	51.6
2/10/2024	23:54	55.7		60.2	50.3
2/10/2024	23:59	58.1		58.1	50.9
		Mean	56.5		
		Maximum	56.6		
		Minimum	56.4		

Date	Start Time	Leq (5mins)	Leq (30mins)	L10 (5mins)	L90 (5mins)
3/10/2024	0:04	54.0		58.4	49.6
3/10/2024	0:09	55.0		57.5	51.6
3/10/2024	0:14	54.7	54.8	57.9	49.0
3/10/2024	0:19	54.0		58.4	49.5
3/10/2024	0:24	55.9		60.1	51.6
3/10/2024	0:29	55.2		59.3	50.0
3/10/2024	0:34	56.0		57.9	50.5
3/10/2024	0:39	53.8		59.7	50.2
3/10/2024	0:44	56.4	55.3	57.6	51.6
3/10/2024	0:49	54.3		55.9	48.6
3/10/2024	0:54	55.0		56.7	50.1
3/10/2024	0:59	55.5		59.2	49.8
3/10/2024	1:04	53.9		59.4	48.9
3/10/2024	1:09	54.8		56.4	50.7
3/10/2024	1:14	52.0	54.2	57.6	47.4
3/10/2024	1:19	53.1		56.5	48.0
3/10/2024	1:24	54.1		59.1	48.9
3/10/2024	1:29	56.3		58.6	50.2
3/10/2024	1:34	55.8		56.4	49.9
3/10/2024	1:39	49.9		56.4	43.5
3/10/2024	1:44	42.2	49.7	45.0	40.2
3/10/2024	1:49	43.6		43.9	40.9
3/10/2024	1:54	42.4		43.5	41.1
3/10/2024	1:59	41.6		43.5	40.7
3/10/2024	2:04	42.6		44.5	41.0
3/10/2024	2:09	43.1		45.7	42.1
3/10/2024	2:14	42.9	43.0	45.4	42.8
3/10/2024	2:19	43.2		45.7	41.2
3/10/2024	2:24	43.8		45.4	42.1
3/10/2024	2:29	42.2		44.3	40.5
3/10/2024	2:34	42.7		45.2	41.5
3/10/2024	2:39	43.5		45.8	43.0
3/10/2024	2:44	44.9	44.2	47.8	43.5
3/10/2024	2:49	43.6		44.9	41.6
3/10/2024	2:54	43.6		45.7	40.6
3/10/2024	2:59	46.2		46.5	41.8
3/10/2024	3:04	46.4		49.8	43.3
3/10/2024	3:09	45.0		46.7	41.2
3/10/2024	3:14	43.1	44.7	45.1	42.7
3/10/2024	3:19	44.3		44.9	42.9
3/10/2024	3:24	43.5		45.7	42.2
3/10/2024	3:29	45.0		47.6	41.2
3/10/2024	3:34	44.0		45.4	40.5
3/10/2024	3:39	43.2		45.6	41.2
3/10/2024	3:44	43.8	43.7	45.3	42.3
3/10/2024	3:49	42.7		44.9	42.6
3/10/2024	3:54	43.2		45.0	41.1
3/10/2024	3:59	45.1		45.8	41.9
3/10/2024	4:04	44.2		46.0	43.3
3/10/2024	4:09	44.4		46.7	43.3
3/10/2024	4:14	43.2	44.4	43.9	41.3
3/10/2024	4:19	43.9		44.3	41.0
3/10/2024	4:24	45.9		46.5	41.8
3/10/2024	4:29	44.2		44.6	41.6
3/10/2024	4:34	44.3		46.0	41.5
3/10/2024	4:39	44.9		45.4	40.2
3/10/2024	4:44	43.9	44.4	44.7	41.8
3/10/2024	4:49	43.7		45.4	43.0
3/10/2024	4:54	42.8		44.6	41.9
3/10/2024	4:59	45.9		47.0	43.2
3/10/2024	5:04	44.9		45.4	41.4
3/10/2024	5:09	42.8		45.0	41.5
3/10/2024	5:14	45.0	43.8	45.1	41.7
3/10/2024	5:19	42.7		43.9	41.9
3/10/2024	5:24	42.1		45.2	40.8
3/10/2024	5:29	44.5		45.8	42.4
3/10/2024	5:34	43.4		43.6	41.8
3/10/2024	5:39	42.9		44.1	40.1
3/10/2024	5:44	42.6	43.1	44.5	42.4
3/10/2024	5:49	42.5		45.7	40.4
3/10/2024	5:54	43.9		43.9	40.8
3/10/2024	5:59	43.0		45.4	41.5
3/10/2024	6:04	43.9		45.9	40.6
3/10/2024	6:09	43.9		44.5	40.7
3/10/2024	6:14	44.3	43.7	44.7	42.7
3/10/2024	6:19	43.8		43.9	41.6
3/10/2024	6:24	43.6		44.4	40.2
3/10/2024	6:29	42.2		45.6	41.0
3/10/2024	6:34	44.2		44.3	40.5
3/10/2024	6:39	43.2		45.0	41.5
3/10/2024	6:44	42.0	43.2	45.4	41.6
3/10/2024	6:49	44.3		45.5	42.7
3/10/2024	6:54	43.1		45.3	41.1
3/10/2024	6:59	41.9		44.9	40.4

Date	Start Time	Leq (5mins)	Leq (30mins)	L10 (5mins)	L90 (5mins)
4/10/2024	0:04	54.6		57.8	46.8
4/10/2024	0:09	56.7		59.4	50.8
4/10/2024	0:14	53.5	54.7	56.4	47.5
4/10/2024	0:19	54.5		58.6	49.3
4/10/2024	0:24	53.4		58.6	47.6
4/10/2024	0:29	54.6		57.6	49.7
4/10/2024	0:34	54.5		57.8	48.9
4/10/2024	0:39	52.4		56.9	47.1
4/10/2024	0:44	53.8	54.1	58.5	49.3
4/10/2024	0:49	55.4		57.9	48.1
4/10/2024	0:54	54.5		59.1	49.5
4/10/2024	0:59	53.6		56.4	49.9
4/10/2024	1:04	51.2		54.8	42.7
4/10/2024	1:09	43.8		45.9	40.6
4/10/2024	1:14	42.5	46.2	46.2	40.8
4/10/2024	1:19	44.6		45.9	40.5
4/10/2024	1:24	43.2		46.6	40.6
4/10/2024	1:29	44.2		45.7	40.6
4/10/2024	1:34	43.2		44.5	40.8
4/10/2024	1:39	44.1		46.0	41.6
4/10/2024	1:44	44.8	43.9	46.5	42.8
4/10/2024	1:49	41.8		45.8	41.3
4/10/2024	1:54	44.7		47.0	43.1
4/10/2024	1:59	43.9		44.7	43.1
4/10/2024	2:04	44.0		47.3	41.1
4/10/2024	2:09	44.6		46.8	42.4
4/10/2024	2:14	44.8	44.7	46.5	41.6
4/10/2024	2:19	43.6		45.8	40.4
4/10/2024	2:24	43.9		48.1	43.6
4/10/2024	2:29	46.8		52.4	43.4
4/10/2024	2:34	44.1		46.3	42.9
4/10/2024	2:39	44.0		46.3	41.8
4/10/2024	2:44	43.9	43.7	45.5	41.9
4/10/2024	2:49	44.2		45.9	42.1
4/10/2024	2:54	43.2		49.2	41.7
4/10/2024	2:59	42.4		46.6	41.1
4/10/2024	3:04	44.5		46.8	42.7
4/10/2024	3:09	43.6		45.8	42.4
4/10/2024	3:14	44.3	44.3	44.6	41.3
4/10/2024	3:19	44.9		45.7	42.4
4/10/2024	3:24	43.8		47.1	42.5
4/10/2024	3:29	44.3		46.6	42.6
4/10/2024	3:34	45.1		46.6	43.0
4/10/2024	3:39	43.0		45.5	41.3
4/10/2024	3:44	44.6	44.9	46.6	42.3
4/10/2024	3:49	46.3		48.0	40.6
4/10/2024	3:54	44.7		47.3	40.8
4/10/2024	3:59	44.7		46.6	41.9
4/10/2024	4:04	44.6		46.3	42.6
4/10/2024	4:09	44.9		47.1	42.2
4/10/2024	4:14	43.1	44.2	45.8	42.8
4/10/2024	4:19	42.7		46.6	41.3
4/10/2024	4:24	45.5		47.7	41.8
4/10/2024	4:29	43.6		45.9	42.4
4/10/2024	4:34	44.2		44.4	42.3
4/10/2024	4:39	43.4		45.5	40.9
4/10/2024	4:44	42.5	43.3	44.6	41.8
4/10/2024	4:49	43.4		46.2	41.7
4/10/2024	4:54	43.4		46.6	40.3
4/10/2024	4:59	42.7		45.7	41.7
4/10/2024	5:04	42.8		46.5	40.6
4/10/2024	5:09	44.6		46.5	40.4
4/10/2024	5:14	43.8	43.3	44.4	41.0
4/10/2024	5:19	42.6		46.4	42.5
4/10/2024	5:24	43.8		46.6	40.9
4/10/2024	5:29	41.8		46.6	41.3
4/10/2024	5:34	42.7		44.4	40.7
4/10/2024	5:39	42.3		45.4	41.3
4/10/2024	5:44	43.4	42.7	45.5	41.3
4/10/2024	5:49	42.5		44.1	41.2
4/10/2024	5:54	43.0		46.6	41.5
4/10/2024	5:59	42.3		45.6	41.3
4/10/2024	6:04	43.8		45.4	41.7
4/10/2024	6:09	43.5		45.4	42.5
4/10/2024	6:14	41.9	43.4	44.5	40.7
4/10/2024	6:19	43.8		44.7	42.0
4/10/2024	6:24	43.3		46.3	43.0
4/10/2024	6:29	43.6		45.5	40.5
4/10/2024	6:34	43.3		45.2	41.4
4/10/2024	6:39	42.1		44.4	40.3
4/10/2024	6:44	44.6	43.2	45.2	40.3
4/10/2024	6:49	42.1		44.6	41.5
4/10/2024	6:54	43.9		45.2	42.6
4/10/2024	6:59	42.4		46.7	41.7

3/10/2024	23:04	56.6		60.0	50.8
3/10/2024	23:09	54.2		59.3	52.0
3/10/2024	23:14	54.1	55.0	59.3	50.4
3/10/2024	23:19	56.2		60.3	49.6
3/10/2024	23:24	54.8		59.1	50.0
3/10/2024	23:29	53.5		59.0	48.6
3/10/2024	23:34	55.0		57.7	49.9
3/10/2024	23:39	53.3		58.3	49.0
3/10/2024	23:44	54.8	55.0	58.1	47.8
3/10/2024	23:49	53.9		58.8	50.0
3/10/2024	23:54	56.6		60.6	48.8
3/10/2024	23:59	55.3		56.9	49.3
		Mean	47.6		
		Maximum	55.3		
		Minimum	43.0		

4/10/2024	23:04	56.0		59.5	48.2
4/10/2024	23:09	54.8		59.5	49.7
4/10/2024	23:14	54.7	55.0	60.5	51.0
4/10/2024	23:19	55.0		58.6	49.6
4/10/2024	23:24	54.4		58.2	48.7
4/10/2024	23:29	54.7		58.5	50.1
4/10/2024	23:34	56.1		56.8	48.9
4/10/2024	23:39	55.5		58.5	48.8
4/10/2024	23:44	54.1	54.8	60.3	48.4
4/10/2024	23:49	55.2		58.5	48.4
4/10/2024	23:54	54.6		58.5	50.1
4/10/2024	23:59	51.9		56.0	46.7
		Mean	46.6		
		Maximum	55.0		
		Minimum	42.7		

Station: CM12

Date	Start Time	Leq (5mins)	Leq (30mins)	L10 (5mins)	L90 (5mins)
5/10/2024	0:04	53.1	53.5	58.7	50.1
5/10/2024	0:09	53.8		58.5	47.2
5/10/2024	0:14	55.9		58.1	49.3
5/10/2024	0:19	55.4		57.7	48.9
5/10/2024	0:24	51.5		55.4	43.3
5/10/2024	0:29	42.5		45.5	41.4
5/10/2024	0:34	43.9	43.2	46.0	42.2
5/10/2024	0:39	42.6		45.8	41.7
5/10/2024	0:44	42.4		44.4	40.2
5/10/2024	0:49	42.6		45.7	41.8
5/10/2024	0:54	43.8		45.4	41.1
5/10/2024	0:59	43.3		45.0	40.7
5/10/2024	1:04	43.2	43.6	45.1	42.3
5/10/2024	1:09	44.4		44.9	41.5
5/10/2024	1:14	42.6		45.7	41.1
5/10/2024	1:19	42.5		44.7	42.0
5/10/2024	1:24	44.8		46.1	43.2
5/10/2024	1:29	43.5		46.3	43.4
5/10/2024	1:34	43.5	44.4	44.9	40.6
5/10/2024	1:39	42.0		45.3	40.3
5/10/2024	1:44	44.1		45.9	41.9
5/10/2024	1:49	47.6		50.1	43.3
5/10/2024	1:54	44.5		46.2	41.7
5/10/2024	1:59	42.4		44.5	41.2
5/10/2024	2:04	42.8	43.6	46.5	41.4
5/10/2024	2:09	42.5		46.8	41.2
5/10/2024	2:14	44.0		48.6	43.2
5/10/2024	2:19	43.6		45.0	43.1
5/10/2024	2:24	43.7		47.5	42.8
5/10/2024	2:29	44.7		46.2	40.8
5/10/2024	2:34	43.7	44.4	44.6	41.4
5/10/2024	2:39	44.5		45.1	41.6
5/10/2024	2:44	43.9		45.7	42.5
5/10/2024	2:49	43.4		46.2	41.9
5/10/2024	2:54	45.0		45.1	42.0
5/10/2024	2:59	45.3		46.4	43.6
5/10/2024	3:04	44.7	44.7	45.1	42.2
5/10/2024	3:09	46.4		48.1	40.7
5/10/2024	3:14	44.9		45.7	41.3
5/10/2024	3:19	43.4		46.9	41.7
5/10/2024	3:24	42.7		47.0	41.0
5/10/2024	3:29	44.9		46.0	42.1
5/10/2024	3:34	44.3	44.5	46.5	42.5
5/10/2024	3:39	44.7		45.2	41.5
5/10/2024	3:44	45.8		47.9	43.6
5/10/2024	3:49	44.9		46.2	43.1
5/10/2024	3:54	43.5		44.7	43.1
5/10/2024	3:59	43.6		46.0	41.4
5/10/2024	4:04	44.1	43.2	45.8	41.1
5/10/2024	4:09	44.5		44.6	42.4
5/10/2024	4:14	44.1		45.1	40.9
5/10/2024	4:19	41.8		46.7	40.2
5/10/2024	4:24	42.2		44.9	39.8
5/10/2024	4:29	41.9		46.4	40.1
5/10/2024	4:34	44.2	43.0	44.5	40.5
5/10/2024	4:39	42.3		44.2	40.6
5/10/2024	4:44	44.0		46.8	42.3
5/10/2024	4:49	42.0		45.1	41.0
5/10/2024	4:54	42.7		46.3	41.1
5/10/2024	4:59	42.0		44.0	40.5
5/10/2024	5:04	42.2	43.2	44.4	42.0
5/10/2024	5:09	44.4		45.1	40.9
5/10/2024	5:14	42.5		45.2	42.5
5/10/2024	5:19	44.3		46.1	42.7
5/10/2024	5:24	42.5		44.7	41.7
5/10/2024	5:29	42.4		44.7	40.7
5/10/2024	5:34	42.9	43.7	45.5	40.9
5/10/2024	5:39	44.5		46.4	40.2
5/10/2024	5:44	43.4		44.8	42.8
5/10/2024	5:49	43.9		46.4	42.5
5/10/2024	5:54	44.0		46.5	41.2
5/10/2024	5:59	43.3		44.0	40.2
5/10/2024	6:04	44.6	43.6	45.7	40.6
5/10/2024	6:09	44.0		44.7	42.8
5/10/2024	6:14	43.6		46.9	41.5
5/10/2024	6:19	43.2		45.1	42.1
5/10/2024	6:24	42.1		44.5	41.1
5/10/2024	6:29	43.4		45.8	40.5
5/10/2024	6:34	44.0	43.4	46.0	42.2
5/10/2024	6:39	42.3		46.2	41.0
5/10/2024	6:44	42.5		44.2	40.6
5/10/2024	6:49	44.0		46.3	41.3
5/10/2024	6:54	43.4		45.0	42.0
5/10/2024	6:59	43.8		45.1	41.1

Date	Start Time	Leq (5mins)	Leq (30mins)	L10 (5mins)	L90 (5mins)
6/10/2024	0:04	44.7	43.7	46.6	42.0
6/10/2024	0:09	43.2		45.7	41.7
6/10/2024	0:14	44.8		45.6	41.1
6/10/2024	0:19	44.5		44.8	41.0
6/10/2024	0:24	42.2		46.7	41.1
6/10/2024	0:29	42.3		45.3	40.6
6/10/2024	0:34	41.9	44.1	45.4	41.7
6/10/2024	0:39	44.5		46.2	40.5
6/10/2024	0:44	43.4		46.5	40.6
6/10/2024	0:49	45.8		46.9	41.2
6/10/2024	0:54	44.1		45.9	43.4
6/10/2024	0:59	44.1		45.1	42.0
6/10/2024	1:04	42.8	45.0	44.2	41.3
6/10/2024	1:09	45.4		47.4	43.8
6/10/2024	1:14	46.4		52.4	42.7
6/10/2024	1:19	45.2		46.9	42.7
6/10/2024	1:24	44.5		46.9	41.5
6/10/2024	1:29	44.8		46.0	41.7
6/10/2024	1:34	44.3	44.3	47.0	42.8
6/10/2024	1:39	45.7		48.7	41.9
6/10/2024	1:44	43.1		45.5	42.9
6/10/2024	1:49	44.4		46.5	42.0
6/10/2024	1:54	43.2		47.1	41.3
6/10/2024	1:59	44.7		46.6	42.2
6/10/2024	2:04	44.9	44.6	46.8	42.1
6/10/2024	2:09	45.5		47.5	44.3
6/10/2024	2:14	44.4		46.6	41.1
6/10/2024	2:19	45.1		47.0	41.7
6/10/2024	2:24	42.8		45.1	42.1
6/10/2024	2:29	44.2		46.5	42.4
6/10/2024	2:34	45.0	43.9	47.0	41.5
6/10/2024	2:39	43.5		45.7	42.3
6/10/2024	2:44	43.5		47.1	42.3
6/10/2024	2:49	44.6		46.0	42.0
6/10/2024	2:54	43.8		44.5	42.3
6/10/2024	2:59	42.7		44.8	42.2
6/10/2024	3:04	44.1	44.4	44.8	40.9
6/10/2024	3:09	45.0		47.7	43.4
6/10/2024	3:14	45.3		47.1	43.7
6/10/2024	3:19	44.8		46.3	42.0
6/10/2024	3:24	42.9		45.6	41.2
6/10/2024	3:29	44.3		46.7	40.6
6/10/2024	3:34	44.4	43.6	46.9	42.0
6/10/2024	3:39	45.1		45.7	41.6
6/10/2024	3:44	42.8		45.4	41.8
6/10/2024	3:49	43.7		45.1	40.2
6/10/2024	3:54	43.0		46.1	41.2
6/10/2024	3:59	42.2		46.9	41.9
6/10/2024	4:04	44.2	42.8	45.2	42.6
6/10/2024	4:09	42.3		46.1	40.1
6/10/2024	4:14	42.7		45.8	41.9
6/10/2024	4:19	42.3		45.9	41.5
6/10/2024	4:24	42.5		44.3	40.6
6/10/2024	4:29	42.2		45.8	40.0
6/10/2024	4:34	43.4	43.7	46.4	42.4
6/10/2024	4:39	43.7		45.3	42.8
6/10/2024	4:44	43.0		44.1	42.6
6/10/2024	4:49	43.9		46.2	40.4
6/10/2024	4:54	43.8		46.2	43.0
6/10/2024	4:59	44.3		44.5	40.7
6/10/2024	5:04	44.2	43.6	45.1	41.3
6/10/2024	5:09	43.5		46.0	40.9
6/10/2024	5:14	44.4		46.3	42.8
6/10/2024	5:19	42.3		46.5	41.7
6/10/2024	5:24	43.3		45.9	40.4
6/10/2024	5:29	43.4		44.2	41.1
6/10/2024	5:34	44.2	43.7	46.1	41.1
6/10/2024	5:39	42.4		46.0	40.7
6/10/2024	5:44	44.3		45.2	42.6
6/10/2024	5:49	44.1		45.9	41.2
6/10/2024	5:54	43.8		44.0	41.6
6/10/2024	5:59	42.7		46.7	40.6
6/10/2024	6:04	42.6	43.2	44.4	40.8
6/10/2024	6:09	42.6		44.8	41.3
6/10/2024	6:14	44.0		46.6	42.4
6/10/2024	6:19	42.6		44.9	41.1
6/10/2024	6:24	43.0		44.8	42.0
6/10/2024	6:29	44.2		47.3	42.5
6/10/2024	6:34	45.2	44.0	45.6	42.1
6/10/2024	6:39	42.3		44.6	41.4
6/10/2024	6:44	44.1		46.5	41.8
6/10/2024	6:49	43.0		46.6	41.1
6/10/2024	6:54	44.2		45.7	42.9
6/10/2024	6:59	44.3		45.0	41.1

Date	Start Time	Leq (5mins)	Leq (30mins)	L10 (5mins)	L90 (5mins)
7/10/2024	0:04	45.5	47.3	46.9	44.8
7/10/2024	0:09	46.3		48.1	41.3
7/10/2024	0:14	49.5		51.1	42.5
7/10/2024	0:19	48.3		53.8	46.4
7/10/2024	0:24	46.0		48.2	42.5
7/10/2024	0:29	47.2		47.6	42.4
7/10/2024	0:34	45.5	45.4	48.4	44.6
7/10/2024	0:39	44.6		49.1	44.2
7/10/2024	0:44	44.9		49.0	41.9
7/10/2024	0:49	45.5		48.5	43.9
7/10/2024	0:54	44.3		49.1	43.1
7/10/2024	0:59	47.1		48.2	43.1
7/10/2024	1:04	45.7	47.0	48.2	43.2
7/10/2024	1:09	46.0		48.0	44.2
7/10/2024	1:14	47.9		49.7	45.4
7/10/2024	1:19	48.1		48.4	43.6
7/10/2024	1:24	45.6		47.2	43.7
7/10/2024	1:29	47.6		47.8	44.1
7/10/2024	1:34	46.3	46.4	47.7	44.1
7/10/2024	1:39	49.2		49.6	44.5
7/10/2024	1:44	45.8		47.8	44.6
7/10/2024	1:49	46.5		48.1	44.3
7/10/2024	1:54	44.7		47.7	41.8
7/10/2024	1:59	43.7		46.8	42.5
7/10/2024	2:04	44.6	46.3	45.5	42.6
7/10/2024	2:09	45.9		49.7	44.0
7/10/2024	2:14	48.1		50.1	43.7
7/10/2024	2:19	45.8		48.6	42.6
7/10/2024	2:24	47.1		48.7	42.8
7/10/2024	2:29	45.3		50.0	43.1
7/10/2024	2:34	46.7	45.9	48.5	43.7
7/10/2024	2:39	43.7		47.6	43.2
7/10/2024	2:44	47.8		48.7	44.2
7/10/2024	2:49	45.9		47.6	43.5
7/10/2024	2:54	44.2		46.8	43.2
7/10/2024	2:59	46.1		47.7	42.6
7/10/2024	3:04	45.1	44.7	48.4	43.1
7/10/2024	3:09	43.6		49.3	42.1
7/10/2024	3:14	44.9		47.2	43.3
7/10/2024	3:19	45.2		46.5	42.7
7/10/2024	3:24	43.3		47.4	42.9
7/10/2024	3:29	45.4		47.0	42.4
7/10/2024	3:34	44.5	45.2	46.2	41.5
7/10/2024	3:39	45.2		49.2	42.6
7/10/2024	3:44	46.5		48.1	43.1
7/10/2024	3:49	45.3		47.2	44.2
7/10/2024	3:54	45.6		46.9	42.0
7/10/2024	3:59	43.8		45.0	41.3
7/10/2024	4:04	43.6	45.4	48.3	41.8
7/10/2024	4:09	45.1		45.9	43.3
7/10/2024	4:14	46.8		49.3	42.2
7/10/2024	4:19	45.7		47.7	42.4
7/10/2024	4:24	44.3		47.6	44.1
7/10/2024	4:29	46.3		48.1	43.7
7/10/2024	4:34	45.4	45.5	48.3	44.7
7/10/2024	4:39	46.1		48.5	43.1
7/10/2024	4:44	45.7		46.5	44.2
7/10/2024	4:49	43.3		46.5	43.2
7/10/2024	4:54	46.9		47.7	41.9
7/10/2024	4:59	45.0		48.4	44.0
7/10/2024	5:04	46.0	45.8	49.6	43.9
7/10/2024	5:09	45.5		47.0	44.2
7/10/2024	5:14	44.1		45.6	44.1
7/10/2024	5:19	45.0		47.7	43.0
7/10/2024	5:24	45.7		47.3	44.2
7/10/2024	5:29	47.5		49.1	44.0
7/10/2024	5:34	46.6	45.9	48.4	42.9
7/10/2024	5:39	45.9		48.1	44.7
7/10/2024	5:44	44.3		50.2	42.7
7/10/2024	5:49	46.8		47.2	43.7
7/10/2024	5:54	45.7		48.5	43.5
7/10/2024	5:59	45.6		47.3	44.0
7/10/2024	6:04	45.8	45.4	47.5	44.2
7/10/2024	6:09	46.3		49.5	44.5
7/10/2024	6:14	43.7		47.8	42.7
7/10/2024	6:19	46.1		47.8	44.1
7/10/2024	6:24	45.2		48.5	42.6
7/10/2024	6:29	44.5		46.7	42.5
7/10/2024	6:34	46.3	45.5	47.6	44.5
7/10/2024	6:39	45.7		48.6	43.8
7/10/2024	6:44	43.8		48.8	42.9
7/10/2024	6:49	46.6		46.8	43.9
7/10/2024	6:54	45.5		47.8	42.3
7/10/2024	6:59	44.1		47.8	44.0

5/10/2024	23:04	61.6	61.2	64.4	54.5
5/10/2024	23:09	62.7		64.1	58.3
5/10/2024	23:14	61.1		65.4	55.8
5/10/2024	23:19	60.8		64.0	55.7
5/10/2024	23:24	59.7		64.3	53.1
5/10/2024	23:29	60.8		63.4	57.1
5/10/2024	23:34	60.6	59.4	64.0	56.1
5/10/2024	23:39	63.2		68.3	57.2
5/10/2024	23:44	61.4		65.1	58.0
5/10/2024	23:49	57.4		63.6	41.6
5/10/2024	23:54	43.6		44.2	41.2
5/10/2024	23:59	44.0		44.1	41.7
		Mean	46.4		
		Maximum	61.2		
		Minimum	43.0		

6/10/2024	23:04	47.6	46.7	49.4	43.4
6/10/2024	23:09	47.7		49.4	43.9
6/10/2024	23:14	43.3		46.3	42.8
6/10/2024	23:19	44.7		46.5	42.4
6/10/2024	23:24	47.1		48.5	42.2
6/10/2024	23:29	47.8		47.8	44.4
6/10/2024	23:34	48.1	46.4	49.7	43.9
6/10/2024	23:39	45.9		47.8	41.6
6/10/2024	23:44	46.3		46.6	43.4
6/10/2024	23:49	44.9		46.0	42.4
6/10/2024	23:54	47.1		47.4	44.6
6/10/2024	23:59	45.3		46.1	45.2
		Mean	44.2		
		Maximum	46.7		
		Minimum	42.8		

7/10/2024	23:04	45.1	44.8	47.2	42.7
7/10/2024	23:09	44.0		50.0	42.1
7/10/2024	23:14	46.2		47.8	42.2
7/10/2024	23:19	43.1		46.9	42.0
7/10/2024	23:24	45.5		48.4	43.8
7/10/2024	23:29	44.0		47.0	43.0
7/10/2024	23:34	46.4	45.9	50.1	44.5
7/10/2024	23:39	44.3		47.7	43.1
7/10/2024	23:44	47.7		48.1	43.2
7/10/2024	23:49	45.3		48.2	42.7
7/10/2024	23:54	44.7		46.6	43.0
7/10/2024	23:59	46.3		47.5	44.3
		Mean	45.8		
		Maximum	47.3		
		Minimum	44.7		

Station: CM12

Date	Start Time	Leq (5mins)	Leq (30mins)	L10 (5mins)	L90 (5mins)
8/10/2024	0:04	46.7	47.1	48.3	43.7
8/10/2024	0:09	46.0		47.4	42.7
8/10/2024	0:14	44.5		48.6	42.3
8/10/2024	0:19	47.9		48.0	43.1
8/10/2024	0:24	49.2		52.9	46.0
8/10/2024	0:29	47.2		48.5	44.3
8/10/2024	0:34	44.8	46.9	46.7	44.7
8/10/2024	0:39	47.0		48.2	42.4
8/10/2024	0:44	45.8		48.5	43.8
8/10/2024	0:49	49.2		51.6	44.6
8/10/2024	0:54	46.4		47.1	44.4
8/10/2024	0:59	47.0		47.7	42.9
8/10/2024	1:04	44.8	46.1	47.9	43.7
8/10/2024	1:09	45.0		47.2	44.5
8/10/2024	1:14	44.7		47.1	42.8
8/10/2024	1:19	49.0		49.7	45.6
8/10/2024	1:24	45.7		47.6	43.8
8/10/2024	1:29	45.4		47.9	42.4
8/10/2024	1:34	46.6	46.3	47.9	43.2
8/10/2024	1:39	46.3		47.6	42.6
8/10/2024	1:44	47.3		49.0	42.6
8/10/2024	1:49	46.0		48.4	43.7
8/10/2024	1:54	45.5		50.2	42.1
8/10/2024	1:59	45.5		48.6	43.2
8/10/2024	2:04	46.0	46.0	47.5	43.0
8/10/2024	2:09	45.6		47.2	44.0
8/10/2024	2:14	44.4		47.9	44.3
8/10/2024	2:19	46.3		48.9	44.4
8/10/2024	2:24	47.6		49.0	44.8
8/10/2024	2:29	45.3		46.8	42.7
8/10/2024	2:34	47.9	45.6	49.7	43.6
8/10/2024	2:39	45.7		46.9	42.9
8/10/2024	2:44	44.7		47.7	43.0
8/10/2024	2:49	46.7		49.1	42.5
8/10/2024	2:54	43.3		46.4	41.6
8/10/2024	2:59	43.4		48.6	42.6
8/10/2024	3:04	45.5	44.7	48.2	41.8
8/10/2024	3:09	44.0		49.3	42.2
8/10/2024	3:14	43.3		46.3	41.5
8/10/2024	3:19	45.8		47.0	41.1
8/10/2024	3:24	44.6		46.2	41.6
8/10/2024	3:29	44.3		46.4	43.2
8/10/2024	3:34	44.5	45.0	49.3	43.8
8/10/2024	3:39	45.1		47.6	42.4
8/10/2024	3:44	44.9		48.5	42.2
8/10/2024	3:49	46.0		46.8	44.1
8/10/2024	3:54	43.2		48.6	41.7
8/10/2024	3:59	45.8		48.6	44.4
8/10/2024	4:04	46.8	45.7	47.8	43.3
8/10/2024	4:09	46.3		47.9	44.5
8/10/2024	4:14	45.2		46.7	42.4
8/10/2024	4:19	44.7		46.8	44.0
8/10/2024	4:24	45.2		48.0	44.7
8/10/2024	4:29	45.9		47.3	43.1
8/10/2024	4:34	46.7	45.6	47.2	42.8
8/10/2024	4:39	44.8		46.7	41.8
8/10/2024	4:44	45.8		48.6	43.9
8/10/2024	4:49	45.4		47.0	43.8
8/10/2024	4:54	46.2		48.3	43.7
8/10/2024	4:59	43.9		48.9	42.1
8/10/2024	5:04	47.4	46.0	49.3	44.0
8/10/2024	5:09	44.6		48.1	44.4
8/10/2024	5:14	46.9		49.1	43.7
8/10/2024	5:19	45.5		47.2	44.0
8/10/2024	5:24	45.2		47.9	41.9
8/10/2024	5:29	45.7		49.3	43.7
8/10/2024	5:34	46.9	46.9	48.0	42.5
8/10/2024	5:39	46.0		47.1	42.3
8/10/2024	5:44	48.7		49.4	43.7
8/10/2024	5:49	44.6		48.7	43.4
8/10/2024	5:54	47.8		48.1	43.6
8/10/2024	5:59	46.0		46.7	44.0
8/10/2024	6:04	46.0	45.3	47.1	44.3
8/10/2024	6:09	45.2		47.3	43.6
8/10/2024	6:14	45.2		49.0	43.8
8/10/2024	6:19	44.9		49.0	44.2
8/10/2024	6:24	45.1		45.6	43.8
8/10/2024	6:29	44.9		47.7	43.9
8/10/2024	6:34	45.8	45.7	47.5	43.7
8/10/2024	6:39	47.1		48.2	43.7
8/10/2024	6:44	45.1		47.4	43.3
8/10/2024	6:49	44.3		45.3	43.0
8/10/2024	6:54	45.8		47.2	43.4
8/10/2024	6:59	45.7		47.3	42.3

Date	Start Time	Leq (5mins)	Leq (30mins)	L10 (5mins)	L90 (5mins)
9/10/2024	0:02	43.7	46.5	48.3	42.5
9/10/2024	0:07	47.4		49.3	44.6
9/10/2024	0:12	47.8		48.1	43.0
9/10/2024	0:17	47.2		48.2	44.4
9/10/2024	0:22	46.4		47.9	43.2
9/10/2024	0:27	45.1		45.3	43.0
9/10/2024	0:32	49.5	47.9	50.7	43.9
9/10/2024	0:37	51.5		53.8	45.2
9/10/2024	0:42	47.1		48.7	44.2
9/10/2024	0:47	44.2		47.7	42.3
9/10/2024	0:52	45.6		47.0	43.2
9/10/2024	0:57	44.3		49.5	42.2
9/10/2024	1:02	47.2	46.2	51.2	41.9
9/10/2024	1:07	45.5		46.2	44.3
9/10/2024	1:12	47.8		49.0	43.6
9/10/2024	1:17	46.0		46.5	43.7
9/10/2024	1:22	44.7		49.1	44.5
9/10/2024	1:27	45.1		47.4	42.0
9/10/2024	1:32	46.4	46.1	49.1	45.9
9/10/2024	1:37	46.0		49.8	43.6
9/10/2024	1:42	47.6		47.7	43.8
9/10/2024	1:47	45.2		47.5	44.4
9/10/2024	1:52	43.5		48.1	42.1
9/10/2024	1:57	46.9		48.2	45.0
9/10/2024	2:02	44.7	45.8	45.8	44.5
9/10/2024	2:07	45.7		47.3	43.1
9/10/2024	2:12	47.0		49.4	42.3
9/10/2024	2:17	45.2		46.1	42.6
9/10/2024	2:22	45.3		49.1	43.8
9/10/2024	2:27	46.6		48.2	44.0
9/10/2024	2:32	45.4	46.9	48.5	43.6
9/10/2024	2:37	48.2		49.4	42.1
9/10/2024	2:42	46.4		46.6	43.8
9/10/2024	2:47	47.6		47.9	42.3
9/10/2024	2:52	47.9		48.9	43.2
9/10/2024	2:57	45.4		47.9	41.1
9/10/2024	3:02	44.3	45.6	45.6	42.0
9/10/2024	3:07	43.0		49.8	41.5
9/10/2024	3:12	44.5		47.5	40.8
9/10/2024	3:17	47.6		49.0	43.9
9/10/2024	3:22	45.9		49.2	42.8
9/10/2024	3:27	46.6		48.6	44.1
9/10/2024	3:32	43.6	44.7	46.9	43.3
9/10/2024	3:37	45.5		47.0	43.5
9/10/2024	3:42	44.4		49.9	43.7
9/10/2024	3:47	44.0		44.9	41.9
9/10/2024	3:52	45.3		47.5	43.0
9/10/2024	3:57	45.2		47.0	40.6
9/10/2024	4:02	44.7	44.7	48.3	43.9
9/10/2024	4:07	44.4		47.7	44.3
9/10/2024	4:12	44.1		49.1	42.9
9/10/2024	4:17	43.4		48.5	41.8
9/10/2024	4:22	46.4		48.1	44.5
9/10/2024	4:27	44.9		45.8	42.8
9/10/2024	4:32	44.5	44.9	47.3	42.1
9/10/2024	4:37	44.9		45.6	41.8
9/10/2024	4:42	45.9		48.2	42.3
9/10/2024	4:47	45.1		48.4	42.0
9/10/2024	4:52	44.4		46.8	43.0
9/10/2024	4:57	44.2		49.1	43.3
9/10/2024	5:02	45.5	45.5	47.2	43.1
9/10/2024	5:07	45.8		47.9	44.3
9/10/2024	5:12	46.2		47.5	44.0
9/10/2024	5:17	43.0		47.5	42.4
9/10/2024	5:22	46.3		48.2	43.0
9/10/2024	5:27	45.5		49.6	43.2
9/10/2024	5:32	44.1	45.6	46.9	41.7
9/10/2024	5:37	45.0		47.4	44.9
9/10/2024	5:42	46.7		48.3	43.2
9/10/2024	5:47	46.8		49.3	43.5
9/10/2024	5:52	46.1		48.2	43.6
9/10/2024	5:57	44.2		48.9	42.7
9/10/2024	6:02	45.9	46.1	49.1	43.3
9/10/2024	6:07	46.1		49.7	43.6
9/10/2024	6:12	47.1		48.7	44.9
9/10/2024	6:17	45.3		48.3	43.9
9/10/2024	6:22	45.7		48.3	43.0
9/10/2024	6:27	46.1		50.4	44.6
9/10/2024	6:32	44.9	45.3	46.8	44.0
9/10/2024	6:37	47.2		48.0	43.1
9/10/2024	6:42	45.8		48.0	43.1
9/10/2024	6:47	44.0		47.7	42.8
9/10/2024	6:52	45.2		47.2	42.7
9/10/2024	6:57	43.9		46.6	43.7

Date	Start Time	Leq (5mins)	Leq (30mins)	L10 (5mins)	L90 (5mins)
10/10/2024	0:02	55.4	57.3	59.7	50.2
10/10/2024	0:07	58.8		62.3	52.2
10/10/2024	0:12	59.8		60.8	52.3
10/10/2024	0:17	55.1		61.3	51.9
10/10/2024	0:22	54.6		60.7	50.7
10/10/2024	0:27	57.1		61.2	51.1
10/10/2024	0:32	58.5	57.5	60.3	49.8
10/10/2024	0:37	56.0		58.9	50.7
10/10/2024	0:42	57.9		60.7	50.5
10/10/2024	0:47	55.2		60.7	50.2
10/10/2024	0:52	59.9		61.8	49.8
10/10/2024	0:57	55.2		61.3	51.1
10/10/2024	1:02	55.4	49.6	57.4	42.8
10/10/2024	1:07	45.2		47.8	42.1
10/10/2024	1:12	45.9		46.8	42.9
10/10/2024	1:17	45.2		47.1	43.4
10/10/2024	1:22	47.0		48.2	42.0
10/10/2024	1:27	46.6		47.6	43.6
10/10/2024	1:32	46.4	45.9	49.4	41.7
10/10/2024	1:37	44.8		47.0	42.9
10/10/2024	1:42	45.7		48.2	43.8
10/10/2024	1:47	45.5		48.6	44.4
10/10/2024	1:52	43.7		46.4	42.0
10/10/2024	1:57	47.9		49.3	44.8
10/10/2024	2:02	47.8	47.1	49.2	43.5
10/10/2024	2:07	44.6		46.9	43.3
10/10/2024	2:12	45.9		47.6	43.6
10/10/2024	2:17	45.1		48.4	43.5
10/10/2024	2:22	47.4		48.8	43.2
10/10/2024	2:27	49.9		51.8	46.0
10/10/2024	2:32	48.1	46.6	51.5	43.8
10/10/2024	2:37	45.6		47.7	43.8
10/10/2024	2:42	43.9		46.1	43.3
10/10/2024	2:47	45.5		50.5	43.0
10/10/2024	2:52	48.8		49.9	43.7
10/10/2024	2:57	45.9		48.9	45.2
10/10/2024	3:02	48.3	46.9	49.8	42.2
10/10/2024	3:07	46.1		47.1	42.8
10/10/2024	3:12	44.8		49.6	43.2
10/10/2024	3:17	46.6		48.5	44.7
10/10/2024	3:22	48.3		49.0	43.5
10/10/2024	3:27	46.5		47.6	43.8
10/10/2024	3:32	46.0	45.9	48.8	42.8
10/10/2024	3:37	46.7		49.2	42.7
10/10/2024	3:42	46.0		48.4	42.8
10/10/2024	3:47	45.9		48.1	42.6
10/10/2024	3:52	45.5		47.6	42.3
10/10/2024	3:57	45.1		47.6	42.4
10/10/2024	4:02	44.3	45.8	47.4	42.5
10/10/2024	4:07	45.4		48.4	42.4
10/10/2024	4:12	45.8		49.7	41.8
10/10/2024	4:17	46.1		48.6	44.9
10/10/2024	4:22	47.1		50.6	43.4
10/10/2024	4:27	45.5		49.8	42.4
10/10/2024	4:32	47.9	47.3	48.3	42.8
10/10/2024	4:37	48.3		49.1	42.4
10/10/2024	4:42	47.9		48.0	44.2
10/10/2024	4:47	44.8		47.8	41.9
10/10/2024	4:52	48.3		48.4	42.8
10/10/2024	4:57	45.0		45.2	43.0
10/10/2024	5:02	45.7	46.3	50.1	43.1
10/10/2024	5:07	47.9		49.4	44.7
10/10/2024	5:12	45.5		48.1	43.5
10/10/2024	5:17	47.0		47.1	42.6
10/10/2024	5:22	45.4		46.5	42.7
10/10/2024	5:27	45.5		46.9	43.5
10/10/2024	5:32	46.8	45.5	49.7	42.7
10/10/2024	5:37	45.0		47.2	43.6
10/10/2024	5:42	45.0		46.4	42.5
10/10/2024	5:47	45.7		45.9	42.5
10/10/2024	5:52	44.5		47.5	43.1
10/10/2024	5:57	45.7		48.3	41.8
10/10/2024	6:02	45.9	44.8	47.7	42.7
10/10/2024	6:07	43.3		47.1	41.7
10/10/2024	6:12	43.9		47.9	42.9
10/10/2024	6:17	43.6		47.5	42.7
10/10/2024	6:22	44.9		48.9	42.3
10/10/2024	6:27	46.4		46.6	44.0
10/10/2024	6:32	45.0	45.4	46.8	44.6
10/10/2024	6:37	44.4		46.6	42.8
10/10/2024	6:42	44.9		46.6	43.8
10/10/2024	6:47	45.3		48.3	41.8
10/10/2024	6:52	46.1		46.4	44.1
10/10/2024	6:57	46.1		48.7	42.9

8/10/2024	23:02	57.3	54.1	61.6	51.6
8/10/2024	23:07	58.6		60.3	52.2
8/10/2024	23:12	52.4		58.0	44.4
8/10/2024	23:17	44.5		47.5	42.8
8/10/2024	23:22	45.1		47.3	43.8
8/10/2024	23:27	44.0		47.1	43.0
8/10/2024	23:32	46.0	45.7	48.6	44.3
8/10/2024	23:37	46.7		48.1	44.9
8/10/2024	23:42	44.1		47.4	43.5
8/10/2024	23:47	45.8		48.9	43.8
8/10/2024	23:52	46.2		48.0	43.8
8/10/2024	23:57	44.8		45.1	44.4
		Mean	46.4		
		Maximum	54.1		
		Minimum	44.7		

9/10/2024	23:02	58.4	59.4	63.3	51.4
9/10/2024	23:07	58.2		62.7	53.5
9/10/2024	23:12	60.7		62.0	53.8
9/10/2024	23:17	58.2		62.9	50.2
9/10/2024	23:22	61.9		62.8	50.0
9/10/2024	23:27	57.3		62.1	53.2
9/10/2024	23:32	57.7	58.1	63.5	53.1
9/10/2024	23:37	58.3		62.4	52.5
9/10/2024	23:42	56.6		60.7	50.5
9/10/2024	23:47	59.4		60.9	52.0
9/10/2024	23:52	58.9		61.5	50.3
9/10/2024	23:57	56.8		58.8	51.7
		Mean	47.5		
		Maximum	59.4		
		Minimum	44.7		

10/10/2024	23:02	58.7	58.8	61.3	50.7
10/10/2024	23:07	58.1		62.3	51.8
10/10/2024	23:12	58.5		62.8	52.9
10/10/2024	23:17	57.4		59.8	51.8
10/10/2024	23:22	58.9		63.4	51.9
10/10/2024	23:27	60.6		60.9	49.8
10/10/2024	23:32	56.8	57.9	62.5	52.1
10/10/2024	23:37	57.6		62.2	53.0
10/10/2024	23:42	58.9		60.9	53.4
10/10/2024	23:47	58.4		63.1	49.8
10/10/2024	23:52	57.7		61.3	51.7
10/10/2024	23:57	57.9		62.4	50.7
		Mean	49.3		
		Maximum	58.8		
		Minimum	44.8		

Station: CM12

Date	Start Time	Leq (5mins)	Leq (30mins)	L10 (5mins)	L90 (5mins)
11/10/2024	0:02	59.1	54.6	60.4	52.0
11/10/2024	0:09	51.3		55.4	49.4
11/10/2024	0:14	51.9		55.0	49.8
11/10/2024	0:19	53.3		53.4	50.3
11/10/2024	0:24	53.5		53.7	50.0
11/10/2024	0:29	52.5		53.0	50.0
11/10/2024	0:34	52.2	53.2	55.2	48.7
11/10/2024	0:39	54.1		55.5	50.3
11/10/2024	0:44	55.5		58.4	51.5
11/10/2024	0:49	51.9		54.9	49.0
11/10/2024	0:54	52.5		52.9	50.2
11/10/2024	0:59	51.6		54.4	48.9
11/10/2024	1:04	52.6	52.3	55.0	49.7
11/10/2024	1:09	52.2		56.5	49.8
11/10/2024	1:14	52.1		54.4	49.0
11/10/2024	1:19	52.1		55.6	49.4
11/10/2024	1:24	52.7		53.4	49.9
11/10/2024	1:29	51.9		54.2	49.3
11/10/2024	1:34	52.5	52.4	52.9	49.0
11/10/2024	1:39	52.8		55.5	50.7
11/10/2024	1:44	51.8		54.1	49.5
11/10/2024	1:49	53.5		53.7	50.5
11/10/2024	1:54	52.0		54.4	50.8
11/10/2024	1:59	51.4		55.3	49.2
11/10/2024	2:04	52.5	52.8	55.5	49.8
11/10/2024	2:09	53.2		55.6	50.0
11/10/2024	2:14	52.7		54.4	50.1
11/10/2024	2:19	52.9		53.1	49.7
11/10/2024	2:24	53.3		55.4	49.4
11/10/2024	2:29	52.3		54.6	50.5
11/10/2024	2:34	52.5	52.6	55.2	50.3
11/10/2024	2:39	53.0		56.9	50.7
11/10/2024	2:44	51.6		54.8	49.8
11/10/2024	2:49	52.1		53.5	49.1
11/10/2024	2:54	52.9		54.7	49.3
11/10/2024	2:59	53.1		54.1	50.5
11/10/2024	3:04	52.4	52.1	54.6	49.1
11/10/2024	3:09	52.8		54.3	48.8
11/10/2024	3:14	51.1		54.8	49.0
11/10/2024	3:19	51.6		53.6	49.0
11/10/2024	3:24	52.6		53.9	49.2
11/10/2024	3:29	51.9		54.6	49.3
11/10/2024	3:34	51.8	52.0	54.4	49.9
11/10/2024	3:39	51.1		53.7	48.7
11/10/2024	3:44	51.4		52.6	49.7
11/10/2024	3:49	52.7		54.0	48.3
11/10/2024	3:54	52.3		52.7	49.7
11/10/2024	3:59	52.2		54.0	49.4
11/10/2024	4:04	52.3	51.9	54.1	49.1
11/10/2024	4:09	50.7		53.8	49.0
11/10/2024	4:14	52.9		55.0	50.1
11/10/2024	4:19	52.5		52.6	49.2
11/10/2024	4:24	51.0		54.7	49.6
11/10/2024	4:29	51.3		55.0	48.7
11/10/2024	4:34	52.3	52.0	53.3	50.0
11/10/2024	4:39	51.1		53.9	50.3
11/10/2024	4:44	53.0		54.3	50.4
11/10/2024	4:49	50.5		53.1	49.6
11/10/2024	4:54	52.1		52.7	49.3
11/10/2024	4:59	52.6		53.4	49.3
11/10/2024	5:04	51.8	52.0	52.8	49.8
11/10/2024	5:09	52.8		53.4	49.9
11/10/2024	5:14	51.7		53.4	49.8
11/10/2024	5:19	52.9		54.0	49.4
11/10/2024	5:24	51.8		53.5	50.1
11/10/2024	5:29	50.7		54.6	50.3
11/10/2024	5:34	51.3	51.9	53.8	50.3
11/10/2024	5:39	52.5		54.9	50.5
11/10/2024	5:44	51.3		52.7	49.4
11/10/2024	5:49	51.6		55.0	50.3
11/10/2024	5:54	51.5		53.3	50.5
11/10/2024	5:59	52.9		55.1	50.7
11/10/2024	6:04	52.5	52.7	55.8	50.7
11/10/2024	6:09	52.6		55.6	49.5
11/10/2024	6:14	53.1		55.7	50.8
11/10/2024	6:19	52.5		54.0	50.3
11/10/2024	6:24	53.0		53.9	48.9
11/10/2024	6:29	52.7		54.8	49.4
11/10/2024	6:34	53.7	52.3	55.1	49.8
11/10/2024	6:39	53.4		54.6	49.8
11/10/2024	6:44	51.7		53.7	50.6
11/10/2024	6:49	50.8		53.9	49.1
11/10/2024	6:54	51.9		54.2	48.8
11/10/2024	6:59	51.4		54.1	48.9

11/10/2024	23:02	59.3	58.4	60.3	53.6
11/10/2024	23:07	59.2		60.7	52.3
11/10/2024	23:12	57.4		63.2	51.4
11/10/2024	23:17	57.6		62.9	53.4
11/10/2024	23:22	57.9		62.2	53.4
11/10/2024	23:27	58.4		61.3	50.9
11/10/2024	23:32	60.6	58.3	63.5	50.2
11/10/2024	23:37	57.0		59.1	53.0
11/10/2024	23:42	58.2		62.0	53.3
11/10/2024	23:47	58.0		63.0	52.2
11/10/2024	23:52	56.1		62.7	52.5
11/10/2024	23:57	58.4		63.5	51.7
		Mean	53.2		
		Maximum	58.4		
		Minimum	51.9		

Date	Start Time	Leq (5mins)	Leq (30mins)	L10 (5mins)	L90 (5mins)
12/10/2024	0:02	59.0	57.3	63.3	51.6
12/10/2024	0:07	56.3		60.3	50.6
12/10/2024	0:12	55.3		60.1	50.8
12/10/2024	0:17	59.1		61.6	53.3
12/10/2024	0:22	56.9		61.2	52.7
12/10/2024	0:27	55.7		61.2	51.3
12/10/2024	0:32	56.4	57.0	60.6	49.8
12/10/2024	0:37	56.5		61.1	50.6
12/10/2024	0:42	57.2		59.2	51.8
12/10/2024	0:47	56.9		62.2	50.5
12/10/2024	0:52	56.7		58.5	50.0
12/10/2024	0:57	57.9		62.5	51.6
12/10/2024	1:02	60.6	55.1	60.8	51.7
12/10/2024	1:07	56.8		62.6	50.4
12/10/2024	1:12	53.5		58.0	44.6
12/10/2024	1:17	45.8		48.5	42.3
12/10/2024	1:22	44.7		48.4	43.7
12/10/2024	1:27	45.2		47.3	44.1
12/10/2024	1:32	46.2	45.2	48.1	42.5
12/10/2024	1:37	44.4		48.2	42.3
12/10/2024	1:42	47.1		47.6	42.3
12/10/2024	1:47	43.9		46.2	43.5
12/10/2024	1:52	44.7		47.1	42.0
12/10/2024	1:57	43.4		45.7	42.0
12/10/2024	2:02	45.6	45.4	48.8	42.9
12/10/2024	2:07	45.5		50.2	42.2
12/10/2024	2:12	46.6		50.0	44.3
12/10/2024	2:17	44.6		48.6	42.8
12/10/2024	2:22	46.0		47.4	42.1
12/10/2024	2:27	43.1		49.6	42.7
12/10/2024	2:32	47.3	47.1	48.2	43.6
12/10/2024	2:37	50.2		55.6	47.1
12/10/2024	2:42	45.1		50.2	42.4
12/10/2024	2:47	45.7		49.0	42.7
12/10/2024	2:52	46.2		47.6	43.5
12/10/2024	2:57	46.1		47.0	42.8
12/10/2024	3:02	48.1	46.6	50.2	42.5
12/10/2024	3:07	47.2		48.0	43.0
12/10/2024	3:12	47.4		49.0	44.0
12/10/2024	3:17	46.1		48.8	42.1
12/10/2024	3:22	45.0		48.1	43.7
12/10/2024	3:27	44.4		48.0	43.1
12/10/2024	3:32	48.2	46.7	49.3	43.4
12/10/2024	3:37	47.8		48.4	45.3
12/10/2024	3:42	47.2		47.3	43.9
12/10/2024	3:47	45.3		47.8	44.8
12/10/2024	3:52	45.0		48.6	44.3
12/10/2024	3:57	45.8		48.9	43.1
12/10/2024	4:02	46.3	45.9	48.0	44.3
12/10/2024	4:07	45.2		46.9	41.8
12/10/2024	4:12	47.0		48.9	41.9
12/10/2024	4:17	44.9		47.2	43.2
12/10/2024	4:22	47.0		50.0	45.1
12/10/2024	4:27	44.5		46.1	44.2
12/10/2024	4:32	46.3	45.7	47.4	42.9
12/10/2024	4:37	47.7		49.7	42.8
12/10/2024	4:42	43.9		47.6	42.3
12/10/2024	4:47	44.1		48.5	42.3
12/10/2024	4:52	46.5		46.9	43.3
12/10/2024	4:57	44.1		46.3	42.6
12/10/2024	5:02	47.5	45.4	50.3	41.9
12/10/2024	5:07	45.3		47.4	43.0
12/10/2024	5:12	45.3		49.4	41.3
12/10/2024	5:17	43.1		48.7	41.7
12/10/2024	5:22	45.4		47.7	41.8
12/10/2024	5:27	44.5		49.8	43.6
12/10/2024	5:32	45.9	45.7	46.9	42.7
12/10/2024	5:37	44.0		46.1	42.7
12/10/2024	5:42	47.6		48.3	43.2
12/10/2024	5:47	46.3		47.8	43.0
12/10/2024	5:52	44.0		48.2	42.6
12/10/2024	5:57	45.0		47.5	42.0
12/10/2024	6:02	44.3	45.2	49.4	43.8
12/10/2024	6:07	44.9		48.1	41.4
12/10/2024	6:12	45.8		46.2	42.5
12/10/2024	6:17	44.6		47.2	43.5
12/10/2024	6:22	45.5		46.6	41.2
12/10/2024	6:27	45.7		47.6	41.4
12/10/2024	6:32	45.9	46.0	45.9	43.1
12/10/2024	6:37	45.1		47.4	44.4
12/10/2024	6:42	45.0		47.3	43.0
12/10/2024	6:47	47.0		48.6	42.3
12/10/2024	6:52	47.0		47.3	43.3
12/10/2024	6:57	45.4		49.6	44.2

12/10/2024	23:02	58.6	59.1	63.3	52.5
12/10/2024	23:07	60.2		63.3	55.0
12/10/2024	23:12	57.9		60.5	51.1
12/10/2024	23:17	58.8		61.0	53.3
12/10/2024	23:22	59.4		62.9	53.8
12/10/2024	23:27	59.3		60.6	51.4
12/10/2024	23:32	58.9	57.6	61.8	52.0
12/10/2024	23:37	58.9		61.0	52.8
12/10/2024	23:42	56.8		59.6	51.3
12/10/2024	23:47	55.3		61.6	52.3
12/10/2024	23:52	56.7		62.9	53.6
12/10/2024	23:57	57.7		60.3	52.6
		Mean	49.4		
		Maximum	59.1		
		Minimum	45.2		

Date	Start Time	Leq (5mins)	Leq (30mins)	L10 (5mins)	L90 (5mins)
13/10/2024	0:02	59.3	58.2	62.0	52.2
13/10/2024	0:07	58.6		61.6	51.8
13/10/2024	0:12	57.7		58.9	49.6
13/10/2024	0:17	57.4		60.5	50.7
13/10/2024	0:22	58.3		60.7	53.4
13/10/2024	0:27	57.4		58.1	50.9
13/10/2024	0:32	57.1	55.8	60.2	50.9
13/10/2024	0:37	55.2		61.3	50.3
13/10/2024	0:42	55.6		60.7	49.6
13/10/2024	0:47	56.7		61.9	51.3
13/10/2024	0:52	54.5		60.4	49.1
13/10/2024	0:57	55.0		60.1	49.7
13/10/2024	1:02	56.8	54.9	62.0	48.8
13/10/2024	1:07	58.5		61.8	50.1
13/10/2024	1:12	55.6		59.1	52.3
13/10/2024	1:17	53.5		56.7	43.1
13/10/2024	1:22	45.1		46.5	43.7
13/10/2024	1:27	45.6		47.7	43.8
13/10/2024	1:32	47.4	45.9	49.0	41.7
13/10/2024	1:37	45.6		47.0	43.6
13/10/2024	1:42	45.5		48.6	42.6
13/10/2024	1:47	46.5		47.5	44.3
13/10/2024	1:52	45.5		49.7	42.9
13/10/2024	1:57	44.6		45.9	43.7
13/10/2024	2:02	47.5	45.8	48.2	42.5
13/10/2024	2:07	45.0		47.9	42.6
13/10/2024	2:12	45.6		46.8	42.8
13/10/2024	2:17	44.8		46.4	42.9
13/10/2024	2:22	45.8		47.2	44.1
13/10/2024	2:27	45.6		48.8	42.0
13/10/2024	2:32	46.3	47.6	48.7	41.7
13/10/2024	2:37	48.4		50.0	44.5
13/10/2024	2:42	49.3		54.3	45.1
13/10/2024	2:47	48.5		51.4	41.3
13/10/2024	2:52	46.4		47.8	45.0
13/10/2024	2:57	45.6		45.8	43.1
13/10/2024	3:02	47.7	46.8	48.8	44.1
13/10/2024	3:07	48.3		49.4	42.0
13/10/2024	3:12	46.4		48.6	44.3
13/10/2024	3:17	45.6		46.9	44.1
13/10/2024	3:22	46.2		50.3	42.7
13/10/2024	3:27	45.6		46.1	42.6
13/10/2024	3:32	44.2	46.1	46.9	42.4
13/10/2024	3:37	45.6		49.1	45.1
13/10/2024	3:42	47.1		48.7	43.6
13/10/2024	3:47	45.0		46.9	42.3
13/10/2024	3:52	47.2		47.2	45.0
13/10/2024	3:57	46.7		48.7	43.5
13/10/2024	4:02	45.5	46.1	49.1	43.9
13/10/2024	4:07	47.3		47.5	42.6
13/10/2024	4:12	44.3		46.9	44.0
13/10/2024	4:17	46.5		47.4	43.8
13/10/2024	4:22	47.6		49.2	42.6
13/10/2024	4:27	44.4		48.6	44.1
13/10/2024	4:32	46.2	46.3	48.4	43.8
13/10/2024	4:37	47.1		48.2	43.5
13/10/2024	4:42	46.3		47.6	42.7
13/10/2024	4:47	46.0		47.8	43.8
13/10/2024	4:52	47.4		47.6	43.6
13/10/2024	4:57	44.6		48.8	44.3
13/10/2024	5:02	45.8	45.5	45.9	43.8
13/10/2024	5:07	43.9		48.0	42.6
13/10/2024	5:12	44.7		46.4	42.1
13/10/2024	5:17	46.1		47.5	41.4
13/10/2024	5:22	46.3		46.9	42.2
13/10/2024	5:27	46.0		49.3	43.9
13/10/2024	5:32	44.7	45.0	48.4	41.9
13/10/2024	5:37	45.1		48.9	42.4
13/10/2024	5:42	45.0		45.5	43.7
13/10/2024	5:47	43.0		47.5	40.8
13/10/2024	5:52	46.9		47.2	43.0
13/10/2024	5:57	44.3		46.7	43.1
13/10/2024	6:02	46.0	45.4	46.2	41.8
13/10/2024	6:07	44.6		47.8	42.4
13/10/2024	6:12	45.8		47.1	43.0
13/10/2024	6:17	46.4		48.3	43.7
13/10/2024	6:22	44.9		45.5	43.3
13/10/2024	6:27	44.4		48.3	43.2
13/10/2024	6:32	45.5	45.9	47.4	44.1
13/10/2024	6:37	46.3		47.6	43.9
13/10/2024	6:42	45.5		48.7	44.7
13/10/2024	6:47	46.5		48.2	42.5
13/10/2024	6:52	44.8		49.5	43.9
13/10/2024	6:57	46.6		47.5	42.8

13/10/2024	23:02	57.1	58.5	60.7	53.7
13/10/2024	23:07	59.8		62.4	54.8
13/10/2024	23:12	59.1		63.6	52.3
13/10/2024	23:17	57.0		59.0	53.4
13/10/2024	23:22	57.9		61.2	52.7
13/10/2024	23:27	59.3		62.5	53.0
13/10/2024	23:32	58.6	58.7	63.9	52.2
13/10/2024	23:37	59.7		63.4	51.2
13/10/2024	23:42	60.6		63.5	50.9
13/10/2024	23:47	56.7		62.5	50.8
13/10/2024	23:52	58.5		61.3	52.6
13/10/2024	23:57	56.9		60.4	51.9
		Mean	49.5		
		Maximum	58.7		
		Minimum	45.0		

Station: CM12

Date	Start Time	Leq (5mins)	Leq (30mins)	L10 (5mins)	L90 (5mins)
14/10/2024	0:02	56.0		60.9	50.6
14/10/2024	0:07	56.4		61.6	51.6
14/10/2024	0:12	57.9	57.2	61.0	52.1
14/10/2024	0:17	59.1		59.4	50.3
14/10/2024	0:22	56.0		61.8	50.2
14/10/2024	0:27	56.8		61.6	53.9
14/10/2024	0:32	59.1		62.5	50.8
14/10/2024	0:37	57.4		61.0	49.9
14/10/2024	0:42	57.9	57.3	60.1	52.2
14/10/2024	0:47	57.0		60.2	49.7
14/10/2024	0:52	56.4		62.0	51.8
14/10/2024	0:57	55.0		59.0	50.0
14/10/2024	1:02	56.3		60.4	48.4
14/10/2024	1:07	57.4		60.4	49.5
14/10/2024	1:12	60.2	56.4	63.2	51.9
14/10/2024	1:17	56.5		61.3	53.5
14/10/2024	1:22	51.6		57.1	42.0
14/10/2024	1:27	43.3		45.7	42.8
14/10/2024	1:32	44.7		47.6	43.5
14/10/2024	1:37	45.2		47.4	41.8
14/10/2024	1:42	45.0	45.7	47.3	43.6
14/10/2024	1:47	46.6		47.5	43.4
14/10/2024	1:52	44.0		48.8	43.0
14/10/2024	1:57	47.6		48.7	44.7
14/10/2024	2:02	45.6		49.2	44.2
14/10/2024	2:07	46.7		48.8	43.7
14/10/2024	2:12	47.3	46.4	48.8	42.4
14/10/2024	2:17	46.2		48.2	42.2
14/10/2024	2:22	46.2		48.2	42.0
14/10/2024	2:27	46.3		50.1	41.7
14/10/2024	2:32	46.7		46.7	42.9
14/10/2024	2:37	45.9		46.8	42.8
14/10/2024	2:42	48.0	47.3	49.2	44.0
14/10/2024	2:47	49.8		51.3	44.8
14/10/2024	2:52	47.2		48.6	43.1
14/10/2024	2:57	44.8		46.8	43.2
14/10/2024	3:02	45.3		47.6	43.1
14/10/2024	3:07	46.2		49.8	44.1
14/10/2024	3:12	46.1	45.3	49.6	42.9
14/10/2024	3:17	43.4		47.6	42.6
14/10/2024	3:22	45.4		50.1	45.2
14/10/2024	3:27	44.7		47.8	43.6
14/10/2024	3:32	46.6		48.9	44.3
14/10/2024	3:37	44.7		45.1	44.1
14/10/2024	3:42	46.0	46.2	48.6	45.4
14/10/2024	3:47	47.8		49.4	44.5
14/10/2024	3:52	45.5		47.8	43.7
14/10/2024	3:57	45.8		48.4	44.3
14/10/2024	4:02	44.9		45.9	43.2
14/10/2024	4:07	47.6		48.0	42.7
14/10/2024	4:12	46.5	46.6	49.8	44.1
14/10/2024	4:17	45.9		49.8	44.1
14/10/2024	4:22	47.6		49.5	43.2
14/10/2024	4:27	46.3		49.1	41.6
14/10/2024	4:32	45.9		46.2	42.4
14/10/2024	4:37	45.1		47.6	43.2
14/10/2024	4:42	48.0	46.0	48.0	43.4
14/10/2024	4:47	46.3		49.0	43.3
14/10/2024	4:52	45.1		47.2	42.8
14/10/2024	4:57	44.7		48.9	42.7
14/10/2024	5:02	46.9		47.8	41.5
14/10/2024	5:07	44.6		49.3	42.4
14/10/2024	5:12	46.1	45.6	47.9	43.4
14/10/2024	5:17	45.8		50.2	42.6
14/10/2024	5:22	44.8		48.2	44.1
14/10/2024	5:27	44.9		48.5	41.6
14/10/2024	5:32	46.9		47.8	44.1
14/10/2024	5:37	45.0		46.8	43.5
14/10/2024	5:42	45.7	45.7	48.7	42.5
14/10/2024	5:47	46.1		48.5	42.5
14/10/2024	5:52	44.7		46.6	43.2
14/10/2024	5:57	45.4		48.7	42.5
14/10/2024	6:02	45.9		48.7	41.3
14/10/2024	6:07	43.6		48.2	41.3
14/10/2024	6:12	44.2	45.0	48.7	42.7
14/10/2024	6:17	44.5		48.8	44.1
14/10/2024	6:22	46.2		47.6	43.6
14/10/2024	6:27	45.1		47.7	44.0
14/10/2024	6:32	45.8		48.7	41.8
14/10/2024	6:37	47.2		48.0	42.1
14/10/2024	6:42	44.9	45.5	48.2	42.2
14/10/2024	6:47	44.4		46.6	44.4
14/10/2024	6:52	45.1		48.2	43.9
14/10/2024	6:57	45.3		47.7	44.5

14/10/2024	23:02	58.6		59.9	53.5
14/10/2024	23:07	57.9		61.1	52.8
14/10/2024	23:12	58.5	58.2	62.7	54.0
14/10/2024	23:17	57.2		63.0	53.8
14/10/2024	23:22	57.1		60.4	51.5
14/10/2024	23:27	59.3		60.0	52.4
14/10/2024	23:32	56.6		59.6	53.7
14/10/2024	23:37	57.4		61.2	51.4
14/10/2024	23:42	58.6	58.1	61.3	52.1
14/10/2024	23:47	59.3		61.5	52.8
14/10/2024	23:52	57.5		58.9	51.7
14/10/2024	23:57	58.7		61.1	53.3
		Mean	49.5		
		Maximum	58.2		
		Minimum	45.0		

Date	Start Time	Leq (5mins)	Leq (30mins)	L10 (5mins)	L90 (5mins)
15/10/2024	0:02	57.9		61.4	52.8
15/10/2024	0:07	59.5		61.4	50.0
15/10/2024	0:12	58.4	58.0	63.2	52.5
15/10/2024	0:17	59.1		62.2	50.5
15/10/2024	0:22	55.3		59.0	52.4
15/10/2024	0:27	56.1		62.1	50.7
15/10/2024	0:32	57.3		62.9	53.9
15/10/2024	0:37	58.8		61.1	51.0
15/10/2024	0:42	55.0	57.0	61.3	49.9
15/10/2024	0:47	56.6		61.8	50.1
15/10/2024	0:52	56.5		62.2	52.3
15/10/2024	0:57	56.7		62.1	50.6
15/10/2024	1:02	55.3		60.1	49.8
15/10/2024	1:07	58.7		60.9	52.0
15/10/2024	1:12	56.5	56.9	62.8	49.4
15/10/2024	1:17	58.6		59.8	49.3
15/10/2024	1:22	56.9		59.2	51.0
15/10/2024	1:27	52.5		58.1	43.3
15/10/2024	1:32	45.9		46.7	44.1
15/10/2024	1:37	47.0		49.0	41.6
15/10/2024	1:42	44.7	46.0	48.2	42.1
15/10/2024	1:47	46.2		48.0	43.2
15/10/2024	1:52	45.6		49.6	41.9
15/10/2024	1:57	46.5		47.6	43.4
15/10/2024	2:02	45.3		47.1	43.5
15/10/2024	2:07	44.3		47.4	43.9
15/10/2024	2:12	45.6	45.8	46.7	42.3
15/10/2024	2:17	46.4		47.4	45.1
15/10/2024	2:22	46.0		47.0	42.8
15/10/2024	2:27	46.8		49.9	44.6
15/10/2024	2:32	45.8		48.8	44.0
15/10/2024	2:37	47.8		49.6	43.4
15/10/2024	2:42	45.0	47.2	46.7	42.9
15/10/2024	2:47	47.8		49.7	44.9
15/10/2024	2:52	47.9		52.5	45.8
15/10/2024	2:57	48.3		48.6	44.6
15/10/2024	3:02	46.2		47.0	42.6
15/10/2024	3:07	46.6		48.5	43.1
15/10/2024	3:12	45.7	46.3	48.3	45.0
15/10/2024	3:17	47.4		51.3	43.1
15/10/2024	3:22	46.2		46.5	43.7
15/10/2024	3:27	45.6		48.5	42.5
15/10/2024	3:32	45.2		48.0	41.7
15/10/2024	3:37	45.8		48.6	42.7
15/10/2024	3:42	44.2	45.5	48.6	43.5
15/10/2024	3:47	46.4		48.1	44.7
15/10/2024	3:52	45.1		48.1	42.4
15/10/2024	3:57	45.8		49.5	44.5
15/10/2024	4:02	48.1		48.4	42.0
15/10/2024	4:07	44.9		46.1	41.8
15/10/2024	4:12	46.8	46.5	47.5	43.4
15/10/2024	4:17	47.8		49.3	43.2
15/10/2024	4:22	44.8		48.3	42.2
15/10/2024	4:27	45.5		48.0	42.2
15/10/2024	4:32	45.3		47.8	41.6
15/10/2024	4:37	46.6		48.5	42.4
15/10/2024	4:42	45.7	46.5	48.0	43.7
15/10/2024	4:47	48.3		50.5	43.1
15/10/2024	4:52	46.3		48.1	42.8
15/10/2024	4:57	46.4		50.2	44.5
15/10/2024	5:02	46.8		48.8	44.0
15/10/2024	5:07	45.3		48.3	44.1
15/10/2024	5:12	43.4	45.0	47.1	41.8
15/10/2024	5:17	44.5		48.6	42.9
15/10/2024	5:22	45.0		46.6	42.2
15/10/2024	5:27	44.3		47.2	43.6
15/10/2024	5:32	44.4		47.5	42.8
15/10/2024	5:37	43.4		50.1	43.1
15/10/2024	5:42	44.6	44.7	48.8	44.3
15/10/2024	5:47	44.7		45.9	43.8
15/10/2024	5:52	45.8		47.4	42.4
15/10/2024	5:57	44.8		45.6	43.4
15/10/2024	6:02	44.1		47.4	41.7
15/10/2024	6:07	45.0		48.5	43.6
15/10/2024	6:12	44.6	45.4	47.8	41.1
15/10/2024	6:17	43.0		46.4	42.4
15/10/2024	6:22	46.4		48.9	43.9
15/10/2024	6:27	47.7		48.6	41.2
15/10/2024	6:32	43.8		48.6	43.0
15/10/2024	6:37	45.2		48.3	43.7
15/10/2024	6:42	45.1	44.8	48.7	44.7
15/10/2024	6:47	46.0		49.1	43.3
15/10/2024	6:52	45.0		49.4	42.0
15/10/2024	6:57	43.3		46.6	41.8

15/10/2024	23:02	59.9		61.7	54.0
15/10/2024	23:07	58.2		59.8	53.0
15/10/2024	23:12	59.6	59.2	60.6	52.8
15/10/2024	23:17	58.1		62.3	53.5
15/10/2024	23:22	59.6		60.1	54.6
15/10/2024	23:27	59.1		60.6	51.6
15/10/2024	23:32	57.4		61.6	51.5
15/10/2024	23:37	57.8		62.6	53.6
15/10/2024	23:42	58.5	58.5	61.1	53.4
15/10/2024	23:47	58.3		62.4	51.9
15/10/2024	23:52	59.7		63.2	50.9
15/10/2024	23:57	59.0		61.0	50.6
		Mean	49.6		
		Maximum	59.2		
		Minimum	44.7		

Date	Start Time	Leq (5mins)	Leq (30mins)	L10 (5mins)	L90 (5mins)
16/10/2024	0:02	57.0		60.9	52.5
16/10/2024	0:07	56.8		61.1	50.6
16/10/2024	0:12	56.1	57.4	60.7	51.2
16/10/2024	0:17	59.0		61.6	53.0
16/10/2024	0:22	58.6		60.9	50.8
16/10/2024	0:27	56.0		60.1	50.2
16/10/2024	0:32	57.2		61.2	50.4
16/10/2024	0:37	58.5		63.3	53.0
16/10/2024	0:42	59.3	58.1	60.0	50.3
16/10/2024	0:47	58.0		62.0	50.9
16/10/2024	0:52	56.3		60.2	50.2
16/10/2024	0:57	58.6		61.9	51.3
16/10/2024	1:02	58.3		60.1	52.1
16/10/2024	1:07	56.5		59.5	49.4
16/10/2024	1:12	54.7	57.8	59.5	50.2
16/10/2024	1:17	55.6		62.9	49.3
16/10/2024	1:22	61.5		62.8	50.1
16/10/2024	1:27	56.5		59.8	51.1
16/10/2024	1:32	54.9		57.7	43.8
16/10/2024	1:37	45.3		46.6	42.7
16/10/2024	1:42	45.7	49.2	46.6	45.2
16/10/2024	1:47	47.2		49.1	43.0
16/10/2024	1:52	44.6		47.9	43.7
16/10/2024	1:57	45.8		47.4	43.1
16/10/2024	2:02	45.7		46.8	42.5
16/10/2024	2:07	45.2		49.3	43.7
16/10/2024	2:12	45.1	46.0	49.4	43.8
16/10/2024	2:17	46.0		47.0	41.3
16/10/2024	2:22	47.0		48.1	43.3
16/10/2024	2:27	46.4		47.2	44.0
16/10/2024	2:32	46.2		48.5	44.6
16/10/2024	2:37	45.3		47.7	44.1
16/10/2024	2:42	44.1	46.8	46.7	42.3
16/10/2024	2:47	44.2		47.9	43.2
16/10/2024	2:52	47.0		50.3	44.9
16/10/2024	2:57	50.6		54.4	45.3
16/10/2024	3:02	45.2		49.0	42.0
16/10/2024	3:07	46.8		48.3	43.8
16/10/2024	3:12	45.0	45.6	49.4	43.0
16/10/2024	3:17	44.6		48.3	44.5
16/10/2024	3:22	46.4		50.5	44.6
16/10/2024	3:27	45.0		49.2	42.5
16/10/2024	3:32	48.1		48.7	44.5
16/10/2024	3:37	47.9		48.6	42.0
16/10/2024	3:42	44.1	46.7	47.8	44.0
16/10/2024	3:47	45.2		48.6	43.2
16/10/2024	3:52	46.3		48.6	44.9
16/10/2024	3:57	47.4		49.2	43.6
16/10/2024	4:02	45.8		47.1	44.1
16/10/2024	4:07	45.6		47.5	43.3
16/10/2024	4:12	46.8	46.0	48.0	43.1
16/10/2024	4:17	46.3		48.0	43.6
16/10/2024	4:22	44.3		47.4	41.6
16/10/2024	4:27	46.6		48.8	42.8
16/10/2024	4:32	45.3		49.9	42.3
16/10/2024	4:37	44.7		47.9	43.7
16/10/2024	4:42	45.1	45.3	47.0	43.6
16/10/2024	4:47	45.8		47.4	42.9
16/10/2024	4:52	45.4		50.5	43.1
16/10/2024	4:57	45.5		47.9	42.2
16/10/2024	5:02	45.8		48.7	43.7
16/10/2024	5:07	46.6		48.2	45.1
16/10/2024	5:12	45.1	46.1	49.5	42.4
16/10/2024	5:17	45.3		46.2	43.2
16/10/2024	5:22	45.6		47.9	43.7
16/10/2024	5:27	47.5		49.0	42.5
16/10/2024	5:32	46.0		46.5	41.1
16/10/2024	5:37	45.3		47.9	43.7
16/10/2024	5:42	45.7	45.6	48.6	44.3
16/10/2024	5:47	46.2		47.3	42.6
16/10/2024	5:52	44.9		49.5	44.3
16/10/2024	5:57	45.4		46.3	43.5
16/10/2024	6:02	46.2		46.5	44.6
16/10/2024	6:07	44.2		48.7	41.2
16/10/2024	6:12	44.1	45.5	48.3	42.6
16/10/2024	6:17	46.4		47.5	44.1
16/10/2024	6:22	46.4		50.0	41.5
16/10/2024	6:27	45.1		46.0	42.1
16/10/2024	6:32	46.6		48.6	42.1
16/10/2024	6:37	45.7		49.3	45.0
16/10/2024	6:42	44.3	45.7	46.8	42.6
16/10/2024	6:47	45.2		46.7	44.9
16/10/2024	6:52	44.8		47.7	42.3
16/10/2024	6:57	47.0		49.0	43.3
		Mean	48.7		
		Maximum	58.1		
		Minimum	45.3		

Summary of Noise Monitoring Results during 23:00 - 07:00 on the next day at CM12	
	Leq (30mins)
Mean	48.7
Maximum	61.2
Minimum	42.7

Appendix 3-2-9 Baseline Noise Monitoring Data at CM13

Station: CM13

Date	Start Time	Leq (5mins)	Leq (30mins)	L10 (5mins)	L90 (5mins)
23/08/2024	15:59	58.2		60.4	54.9
23/08/2024	16:04	55.7		57.0	54.2
23/08/2024	16:09	57.9	58.9	60.1	55.2
23/08/2024	16:14	58.0		60.4	55.2
23/08/2024	16:19	62.2		65.7	56.9
23/08/2024	16:24	58.4		60.5	55.6
23/08/2024	16:29	58.4		60.7	55.0
23/08/2024	16:34	56.8		59.1	54.4
23/08/2024	16:39	55.3	57.6	56.6	54.0
23/08/2024	16:44	57.4		58.1	54.3
23/08/2024	16:49	56.3		57.9	54.3
23/08/2024	16:54	59.9		64.6	54.5
23/08/2024	16:59	55.2		56.5	53.8
23/08/2024	17:04	57.2		59.2	54.5
23/08/2024	17:09	56.8	56.5	58.7	54.6
23/08/2024	17:14	57.6		59.8	54.8
23/08/2024	17:19	55.0		56.1	53.6
23/08/2024	17:24	56.6		58.2	54.8
23/08/2024	17:29	55.3		56.9	53.1
23/08/2024	17:34	56.4		58.5	53.6
23/08/2024	17:39	54.6	55.2	56.1	52.9
23/08/2024	17:44	54.4		56.0	52.9
23/08/2024	17:49	54.5		56.4	52.4
23/08/2024	17:54	55.8		57.2	52.7
23/08/2024	17:59	54.3		55.7	52.4
23/08/2024	18:04	55.7		57.5	52.9
23/08/2024	18:09	53.5	54.4	54.6	52.1
23/08/2024	18:14	54.1		55.6	52.3
23/08/2024	18:19	54.5		57.1	52.1
23/08/2024	18:24	53.7		55.3	52.2
23/08/2024	18:29	52.8		53.8	51.9
23/08/2024	18:34	53.0		54.3	51.6
23/08/2024	18:39	57.3	54.6	57.5	54.0
23/08/2024	18:44	54.1		55.2	52.9
23/08/2024	18:49	54.7		56.2	53.2
23/08/2024	18:54	53.9		54.9	52.8
23/08/2024	18:59	53.7		54.5	52.8
		Mean	56.2		
		Maximum	58.9		
		Minimum	54.4		

Date	Start Time	Leq (5mins)	Leq (30mins)	L10 (5mins)	L90 (5mins)
24/08/2024	7:04	55.3		57.5	51.2
24/08/2024	7:09	56.8		59.5	51.8
24/08/2024	7:14	57.6	56.0	60.8	50.5
24/08/2024	7:19	56.5		59.1	52.4
24/08/2024	7:24	55.0		57.3	51.0
24/08/2024	7:29	53.3		55.8	49.9
24/08/2024	7:34	54.0		56.5	50.1
24/08/2024	7:39	57.4		58.1	50.2
24/08/2024	7:44	58.2	56.5	61.4	52.1
24/08/2024	7:49	57.6		59.0	51.2
24/08/2024	7:54	54.5		57.8	49.9
24/08/2024	7:59	55.7		58.8	50.4
24/08/2024	8:04	55.6		58.8	49.0
24/08/2024	8:09	69.0		73.0	61.0
24/08/2024	8:14	62.2	62.7	63.4	49.7
24/08/2024	8:19	52.3		54.5	49.8
24/08/2024	8:24	55.7		58.7	51.5
24/08/2024	8:29	58.3		62.5	52.7
24/08/2024	8:34	54.6		56.6	52.3
24/08/2024	8:39	54.8		57.3	51.9
24/08/2024	8:44	56.8	58.8	59.8	53.3
24/08/2024	8:49	54.1		55.2	52.3
24/08/2024	8:54	56.5		60.2	52.0
24/08/2024	8:59	64.4		67.0	53.1
24/08/2024	9:04	55.1		57.3	52.4
24/08/2024	9:09	60.2		64.1	53.3
24/08/2024	9:14	54.6	58.9	56.3	52.8
24/08/2024	9:19	56.4		58.6	53.4
24/08/2024	9:24	63.1		66.1	55.0
24/08/2024	9:29	57.4		59.0	55.2
24/08/2024	9:34	56.9		58.9	54.7
24/08/2024	9:39	56.8		57.5	53.9
24/08/2024	9:44	57.2	57.7	59.4	54.3
24/08/2024	9:49	59.2		61.5	55.1
24/08/2024	9:54	57.4		59.1	54.7
24/08/2024	9:59	58.0		60.4	54.8
24/08/2024	10:04	61.5		63.7	55.5
24/08/2024	10:09	58.6		60.5	54.3
24/08/2024	10:14	57.5	58.0	59.8	54.8
24/08/2024	10:19	57.3		58.1	50.7
24/08/2024	10:24	52.8		53.3	48.5
24/08/2024	10:29	55.3		55.5	49.6
24/08/2024	10:34	51.9		53.4	49.6
24/08/2024	10:39	50.5		51.9	48.2
24/08/2024	10:44	54.6	54.3	56.5	52.3
24/08/2024	10:49	57.2		62.5	52.7
24/08/2024	10:54	54.6		56.6	51.9
24/08/2024	10:59	54.0		55.4	52.0
24/08/2024	11:04	55.7		57.5	52.7
24/08/2024	11:09	56.2		58.1	52.8
24/08/2024	11:14	54.1	54.8	55.6	52.2
24/08/2024	11:19	54.0		55.3	52.2
24/08/2024	11:24	53.7		55.1	51.8
24/08/2024	11:29	54.7		56.5	51.9
24/08/2024	11:34	54.5		56.0	51.2
24/08/2024	11:39	53.6		56.2	51.2
24/08/2024	11:44	54.2	53.9	55.6	51.9
24/08/2024	11:49	53.6		55.4	51.9
24/08/2024	11:54	53.7		56.4	50.6
24/08/2024	11:59	53.4		54.8	51.2
24/08/2024	12:04	53.4		54.4	50.8
24/08/2024	12:09	52.5		54.2	50.7
24/08/2024	12:14	52.9	52.6	54.9	50.1
24/08/2024	12:19	52.8		54.1	50.9
24/08/2024	12:24	52.2		53.8	49.8
24/08/2024	12:29	51.2		52.5	49.8
24/08/2024	12:34	50.9		52.1	49.7
24/08/2024	12:39	53.7		56.8	50.1
24/08/2024	12:44	51.5	52.6	53.1	49.8
24/08/2024	12:49	53.2		55.1	50.7
24/08/2024	12:54	53.3		55.1	51.4
24/08/2024	12:59	52.6		54.5	50.4
24/08/2024	13:04	53.2		55.0	50.7
24/08/2024	13:09	52.3		53.8	50.5
24/08/2024	13:14	52.1	52.5	53.2	50.3
24/08/2024	13:19	51.4		52.4	50.5
24/08/2024	13:24	52.7		54.2	51.1
24/08/2024	13:29	53.0		54.6	51.2
24/08/2024	13:34	53.6		55.5	51.3
24/08/2024	13:39	54.9		56.9	51.6
24/08/2024	13:44	52.8	53.5	53.9	51.5
24/08/2024	13:49	52.9		54.1	51.3
24/08/2024	13:54	53.6		55.2	51.7
24/08/2024	13:59	53.0		54.5	51.3
24/08/2024	14:04	51.8		53.1	50.6
24/08/2024	14:09	52.7		54.0	51.4
24/08/2024	14:14	55.2	53.4	58.3	52.1
24/08/2024	14:19	54.0		55.2	52.4
24/08/2024	14:24	53.2		54.6	51.8
24/08/2024	14:29	52.9		54.1	51.7
24/08/2024	14:34	53.0		54.3	51.4
24/08/2024	14:39	54.0		55.3	52.1
24/08/2024	14:44	55.3	54.5	57.7	51.5
24/08/2024	14:49	52.9		54.0	51.4
24/08/2024	14:54	53.4		55.1	51.2
24/08/2024	14:59	56.8		57.2	51.3
24/08/2024	15:04	54.7		55.4	51.0
24/08/2024	15:09	56.1		59.5	51.4
24/08/2024	15:14	53.2	54.5	54.4	51.2
24/08/2024	15:19	52.6		54.0	51.2
24/08/2024	15:24	54.4		56.3	51.3
24/08/2024	15:29	55.0		56.7	52.4
24/08/2024	15:34	55.0		56.8	52.3
24/08/2024	15:39	59.5		63.3	53.2
24/08/2024	15:44	61.5	58.0	66.7	53.2
24/08/2024	15:49	58.4		61.9	52.0
24/08/2024	15:54	54.1		55.8	51.9
24/08/2024	15:59	53.7		55.2	52.1
24/08/2024	16:04	52.9		54.0	51.6
24/08/2024	16:09	52.7		54.1	50.7
24/08/2024	16:14	53.5	54.0	54.9	51.2
24/08/2024	16:19	55.2		58.1	51.4
24/08/2024	16:24	55.0		56.7	51.6
24/08/2024	16:29	54.2		56.5	51.1
24/08/2024	16:34	53.2		54.9	50.9
24/08/2024	16:39	54.0		56.3	51.1
24/08/2024	16:44	55.2	54.6	57.5	52.3
24/08/2024	16:49	56.5		57.9	52.2
24/08/2024	16:54	54.0		56.0	51.1
24/08/2024	16:59	54.1		57.1	50.8
24/08/2024	17:04	54.4		55.9	51.9
24/08/2024	17:09	56.1		58.0	53.0
24/08/2024	17:14	54.3	54.6	56.5	51.9
24/08/2024	17:19	54.4		56.5	51.5
24/08/2024	17:24	53.9		56.3	51.2
24/08/2024	17:29	54.3		55.6	51.4
24/08/2024	17:34	53.9		55.9	51.6
24/08/2024	17:39	54.6		56.3	51.9
24/08/2024	17:44	55.3	56.1	57.7	51.5
24/08/2024	17:49	56.3		58.9	52.7
24/08/2024	17:54	58.7		59.3	52.6
24/08/2024	17:59	56.2		58.9	53.6
24/08/2024	18:04	56.1		58.5	53.0
24/08/2024	18:09	55.9		58.2	52.8
24/08/2024	18:14	55.8	55.7	57.6	51.8
24/08/2024	18:19	55.7		57.8	52.7
24/08/2024	18:24	55.4		57.9	51.8
24/08/2024	18:29	54.9		57.6	51.7
24/08/2024	18:34	55.1		57.6	51.7
24/08/2024	18:39	53.3		54.8	51.5
24/08/2024	18:44	53.6	53.9	55.5	51.5
24/08/2024	18:49	54.1		56.2	51.6
24/08/2024	18:54	53.4		55.4	51.5
24/08/2024	18:59	53.3		54.8	51.9
		Mean	55.5		
		Maximum	62.7		
		Minimum	52.5		

Station: CM13

Date	Start Time	Leq (5mins)	Leq (30mins)	L10 (5mins)	L90 (5mins)
25/08/2024	7:04	56.0		58.2	52.6
25/08/2024	7:09	55.5		57.3	52.8
25/08/2024	7:14	57.2		58.7	52.7
25/08/2024	7:19	58.7	57.0	61.7	54.4
25/08/2024	7:24	56.2		58.4	52.4
25/08/2024	7:29	57.3		60.2	52.8
25/08/2024	7:34	57.2		59.8	53.6
25/08/2024	7:39	58.4		61.0	54.0
25/08/2024	7:44	59.3		60.5	54.0
25/08/2024	7:49	56.6	57.8	59.5	52.9
25/08/2024	7:54	57.7		59.5	52.3
25/08/2024	7:59	57.1		59.9	53.2
25/08/2024	8:04	61.4		64.5	53.8
25/08/2024	8:09	57.9		60.6	53.4
25/08/2024	8:14	56.1		58.7	52.8
25/08/2024	8:19	60.0	59.5	61.4	52.9
25/08/2024	8:24	60.7		62.3	53.1
25/08/2024	8:29	58.7		61.4	53.4
25/08/2024	8:34	54.5		56.4	52.4
25/08/2024	8:39	56.8		59.2	53.3
25/08/2024	8:44	56.3		58.9	53.0
25/08/2024	8:49	56.6	56.2	58.6	53.2
25/08/2024	8:54	56.3		58.6	53.5
25/08/2024	8:59	56.3		58.2	53.8
25/08/2024	9:04	57.3		60.0	54.1
25/08/2024	9:09	57.5		60.5	54.0
25/08/2024	9:14	55.8	56.8	57.7	53.4
25/08/2024	9:19	56.9		58.6	54.1
25/08/2024	9:24	57.5		59.8	53.7
25/08/2024	9:29	55.0		57.1	52.6
25/08/2024	9:34	54.9		56.9	52.7
25/08/2024	9:39	55.7		57.6	53.4
25/08/2024	9:44	55.7	56.4	57.8	53.4
25/08/2024	9:49	56.6		58.1	54.3
25/08/2024	9:54	55.9		57.3	54.2
25/08/2024	9:59	58.7		59.3	53.9
25/08/2024	10:04	57.0		57.7	53.8
25/08/2024	10:09	57.2		59.2	54.7
25/08/2024	10:14	56.0	56.4	57.7	54.3
25/08/2024	10:19	59.7		62.3	55.3
25/08/2024	10:24	50.6		52.9	48.4
25/08/2024	10:29	52.1		52.2	48.1
25/08/2024	10:34	53.7		53.8	47.3
25/08/2024	10:39	52.6		58.4	47.4
25/08/2024	10:44	51.1	52.8	53.6	48.2
25/08/2024	10:49	54.5		58.1	49.4
25/08/2024	10:54	52.1		55.8	45.9
25/08/2024	10:59	51.7		56.0	44.9
25/08/2024	11:04	53.0		54.9	50.6
25/08/2024	11:09	52.0		52.9	49.8
25/08/2024	11:14	52.0	52.3	53.3	50.2
25/08/2024	11:19	52.8		55.6	50.1
25/08/2024	11:24	51.7		52.8	50.3
25/08/2024	11:29	51.9		52.9	49.8
25/08/2024	11:34	52.7		53.7	50.0
25/08/2024	11:39	52.0		52.8	49.6
25/08/2024	11:44	51.7	51.7	52.3	49.6
25/08/2024	11:49	52.1		54.3	50.0
25/08/2024	11:54	51.3		52.9	49.1
25/08/2024	11:59	49.9		51.3	48.4
25/08/2024	12:04	49.7		50.9	48.3
25/08/2024	12:09	49.4		50.5	47.8
25/08/2024	12:14	49.0	49.5	50.6	47.3
25/08/2024	12:19	49.2		50.6	47.6
25/08/2024	12:24	49.5		51.1	47.9
25/08/2024	12:29	50.1		51.7	48.1
25/08/2024	12:34	50.7		53.0	48.1
25/08/2024	12:39	50.0		51.3	48.0
25/08/2024	12:44	49.1	50.0	50.8	47.2
25/08/2024	12:49	51.2		52.8	48.7
25/08/2024	12:54	49.6		50.6	48.4
25/08/2024	12:59	49.2		50.3	47.4
25/08/2024	13:04	50.8		51.3	47.6
25/08/2024	13:09	50.7		52.3	48.6
25/08/2024	13:14	51.2	52.2	52.7	49.5
25/08/2024	13:19	53.9		55.7	49.7
25/08/2024	13:24	53.3		55.0	50.0
25/08/2024	13:29	52.3		53.2	50.1
25/08/2024	13:34	51.5		53.1	49.9
25/08/2024	13:39	52.1		53.1	49.5
25/08/2024	13:44	51.2	52.0	53.3	48.9
25/08/2024	13:49	51.3		53.1	49.4
25/08/2024	13:54	53.7		57.1	49.5
25/08/2024	13:59	51.5		52.9	49.7
25/08/2024	14:04	50.6		51.8	48.7
25/08/2024	14:09	53.2		54.3	50.2
25/08/2024	14:14	53.5	52.7	56.9	49.7
25/08/2024	14:19	53.9		56.6	50.0
25/08/2024	14:24	52.5		54.6	49.4
25/08/2024	14:29	51.6		52.9	49.6
25/08/2024	14:34	52.2		54.2	49.6
25/08/2024	14:39	51.1		52.7	48.7
25/08/2024	14:44	50.7	52.7	52.3	48.7
25/08/2024	14:49	53.0		55.2	48.9
25/08/2024	14:54	51.0		52.6	49.2
25/08/2024	14:59	55.8		59.1	50.0
25/08/2024	15:04	62.8		66.5	51.0
25/08/2024	15:09	57.7		61.2	51.0
25/08/2024	15:14	56.8	57.4	58.8	50.6
25/08/2024	15:19	50.8		52.1	49.1
25/08/2024	15:24	50.5		51.7	48.8
25/08/2024	15:29	51.0		52.2	49.0
25/08/2024	15:34	53.3		53.7	49.8
25/08/2024	15:39	51.1		52.5	49.7
25/08/2024	15:44	52.0	52.4	53.0	50.0
25/08/2024	15:49	51.8		53.6	50.1
25/08/2024	15:54	52.6		54.2	50.2
25/08/2024	15:59	53.0		54.2	51.7
25/08/2024	16:04	52.0		53.3	50.5
25/08/2024	16:09	53.4		55.0	50.9
25/08/2024	16:14	52.8	52.6	54.5	51.1
25/08/2024	16:19	52.1		53.5	50.5
25/08/2024	16:24	53.5		54.0	50.4
25/08/2024	16:29	51.2		52.6	49.6
25/08/2024	16:34	50.2		51.2	48.7
25/08/2024	16:39	50.8		52.6	48.5
25/08/2024	16:44	52.2	51.0	52.6	48.5
25/08/2024	16:49	51.3		52.8	49.0
25/08/2024	16:54	50.0		51.6	48.1
25/08/2024	16:59	51.3		51.9	48.5
25/08/2024	17:04	52.3		53.9	49.1
25/08/2024	17:09	52.3		55.1	48.8
25/08/2024	17:14	51.3	51.3	53.9	48.0
25/08/2024	17:19	50.9		52.2	48.4
25/08/2024	17:24	51.0		52.5	49.3
25/08/2024	17:29	49.3		50.9	47.6
25/08/2024	17:34	52.7		54.0	47.2
25/08/2024	17:39	52.5		55.0	48.0
25/08/2024	17:44	49.1	50.4	51.5	46.3
25/08/2024	17:49	48.7		50.5	46.6
25/08/2024	17:54	48.7		50.2	46.3
25/08/2024	17:59	48.1		49.5	46.1
25/08/2024	18:04	47.6		48.5	46.0
25/08/2024	18:09	47.2		49.2	45.4
25/08/2024	18:14	47.5	47.3	48.0	45.3
25/08/2024	18:19	47.0		48.2	45.8
25/08/2024	18:24	47.2		48.2	45.8
25/08/2024	18:29	47.1		48.3	45.8
25/08/2024	18:34	47.5		48.2	45.8
25/08/2024	18:39	47.0		48.2	45.8
25/08/2024	18:44	47.5	47.7	49.2	45.6
25/08/2024	18:49	46.7		48.1	45.4
25/08/2024	18:54	49.6		52.0	46.6
25/08/2024	18:59	47.5		49.1	46.1
		Mean	53.2		
		Maximum	59.5		
		Minimum	47.3		

Date	Start Time	Leq (5mins)	Leq (30mins)	L10 (5mins)	L90 (5mins)
26/08/2024	7:04	48.5		51.8	43.9
26/08/2024	7:09	48.4		50.6	43.3
26/08/2024	7:14	45.2	48.6	47.7	42.8
26/08/2024	7:19	44.9		47.5	42.6
26/08/2024	7:24	50.2		52.2	44.2
26/08/2024	7:29	50.9		53.9	44.5
26/08/2024	7:34	54.6		55.3	44.9
26/08/2024	7:39	47.5		50.2	43.6
26/08/2024	7:44	46.1	50.1	46.7	43.6
26/08/2024	7:49	51.4		54.3	44.6
26/08/2024	7:54	46.8		48.9	44.4
26/08/2024	7:59	46.8		48.6	44.8
26/08/2024	8:04	50.5		53.6	46.1
26/08/2024	8:09	62.3		65.9	54.2
26/08/2024	8:14	58.7	57.1	62.3	47.8
26/08/2024	8:19	54.0		58.4	48.2
26/08/2024	8:24	50.6		52.5	47.9
26/08/2024	8:29	52.0		54.3	48.1
26/08/2024	8:34	55.9		60.7	48.9
26/08/2024	8:39	50.9		52.6	48.8
26/08/2024	8:44	52.4	53.9	53.7	50.6
26/08/2024	8:49	52.5		54.3	50.3
26/08/2024	8:54	56.2		56.7	51.3
26/08/2024	8:59	52.8		54.9	50.1
26/08/2024	9:04	52.5		54.7	50.0
26/08/2024	9:09	52.1		54.0	50.2
26/08/2024	9:14	53.2	53.2	54.7	50.7
26/08/2024	9:19	51.5		52.9	50.0
26/08/2024	9:24	52.2		53.9	50.2
26/08/2024	9:29	56.0		59.0	50.5
26/08/2024	9:34	52.2		54.1	49.7
26/08/2024	9:39	51.7		52.5	50.0
26/08/2024	9:44	52.3	53.1	54.0	50.6
26/08/2024	9:49	53.5		56.0	51.0
26/08/2024	9:54	53.5		55.2	51.1
26/08/2024	9:59	54.5		55.8	51.3
26/08/2024	10:04	53.9		55.1	51.4
26/08/2024	10:09	53.9		55.0	51.2
26/08/2024	10:14	52.6	53.0	55.9	48.1
26/08/2024	10:19	52.2		54.7	47.9
26/08/2024	10:24	50.8		54.0	47.2
26/08/2024	10:29	54.0		56.3	48.2
26/08/2024	10:34	51.5		53.7	48.2
26/08/2024	10:39	50.8		52.8	47.9
26/08/2024	10:44	51.3	52.1	53.0	48.4
26/08/2024	10:49	54.1		54.4	46.3
26/08/2024	10:54	52.9		57.0	46.6
26/08/2024	10:59	51.0		53.5	47.1
26/08/2024	11:04	55.0		56.9	52.2
26/08/2024	11:09	55.2		56.4	52.1
26/08/2024	11:14	55.2	54.8	57.6	52.1
26/08/2024	11:19	54.6		56.2	52.5
26/08/2024	11:24	54.4		54.9	51.4
26/08/2024	11:29	54.6		55.8	51.0
26/08/2024	11:34	54.0		56.1	51.4
26/08/2024	11:39	52.7		53.9	51.4
26/08/2024	11:44	54.7	53.6	57.4	51.9
26/08/2024	11:49	52.8		54.1	51.2
26/08/2024	11:54	53.1		54.4	51.5
26/08/2024	11:59	53.8		54.9	51.7
26/08/2024	12:04	54.9		56.3	53.3
26/08/2024	12:09	54.2		56.5	52.2
26/08/2024	12:14	52.8	53.9	53.8	51.7
26/08/2024	12:19	53.6		54.9	52.3
26/08/2024	12:24	53.5		54.6	52.3
26/08/2024	12:29	53.9		55.5	52.2
26/08/2024	12:34	54.5		56.4	52.5
26/08/2024	12:39	53.4		54.2	52.2
26/08/2024	12:44	53.7	54.4	55.3	51.8
26/08/2024	12:49	54.6		56.1	52.7
26/08/2024	12:54	54.4		56.3	52.4
26/08/2024	12:59	55.5		56.8	54.0
26/08/2024	13:04	55.8		56.6	53.9
26/08/2024	13:09	60.4		63.2	55.5
26/08/2024	13:14	55.5	56.8	56.5	54.4
26/08/2024	13:19	56.0		57.8	54.2
26/08/2024	13:24	54.6		55.7	53.6
26/08/2024	13:29	55.2		56.3	53.8
26/08/2024	13:34	56.1		59.4	53.7
26/08/2024	13:39	54.4		55.6	53.0
26/08/2024	13:44	56.1	54.9	58.4	53.0
26/08/2024	13:49	54.1		55.3	52.7
26/08/2024	13:54	54.1		55.4	52.7
26/08/2024	13:59	54.2		55.7	52.6
26/08/2024	14:04	54.6		55.3	52.2
26/08/2024	14:09	53.5		55.0	52.0
26/08/2024	14:14	54.0	53.7	55.4	52.2
26/08/2024	14:19	53.4		54.6	51.7
26/08/2024	14:24	53.7		55.9	51.4
26/08/2024	14:29	52.6		54.2	50.4
26/08/2024	14:34	52.4		53.7	50.3
26/08/2024	14:39	51.8		53.2	49.7
26/08/2024	14:44	57.4	54.6	59.4	49.8
26/08/2024	14:49	53.6		56.0	49.6
26/08/2024	14:54	51.5		53.2	49.9
26/08/2024	14:59	56.7		58.8	50.2
26/08/2024	15:04	55.8		56.9	50.7
26/08/2024	15:09	52.9		54.4	50.3
26/08/2024	15:14	52.3	53.3	52.8	50.6
26/08/2024	15:19	52.0		53.1	50.6
26/08/2024	15:24	52.7		53.6	50.4
26/08/2024	15:29	52.6		54.7	50.4
26/08/2024	15:34	53.2		55.1	50.7
26/08/2024	15:39	52.7		54.5	50.8
26/08/2024	15:44	56.7	55.0	58.3	52.2
26/08/2024	15:49	55.5		59.0	51.1
26/08/2024	15:54	53.6		56.5	50.6
26/08/2024	15:59	56.4		59.8	52.0
26/08/2024	16:04	53.2		54.8	51.6
26/08/2024	16:09	52.5		53.9	51.2
26/08/2024	16:14	53.5	56.2	55.4	51.3
26/08/2024	16:19	55.2		55.5	52.2
26/08/2024	16:24	59.5		62.4	52.9
26/08/2024	16:29	58.3		62.5	52.3
26/08/2024	16:34	53.5		55.4	52.0
26/08/2024	16:39	58.2		62.8	51.9
26/08/2024	16:44	54.0	55.0	55.7	52.1
26/08/2024	16:49	52.6		54.1	51.3
26/08/2024	16:54	53.6		55.7	51.2
26/08/2024	16:59	55.4		58.1	52.5
26/08/2024	17:04	52.6		53.7	51.4
26/08/2024	17:09	53.1		54.3	51.8
26/08/2024	17:14	53.1	52.8	54.6	51.9
26/08/2024	17:19	52.7		53.4	51.9
26/08/2024	17:24	52.7		53.4	51.7
26/08/2024	17:29	52.5		53.8	51.3
26/08/2024	17:34	52.1		52.6	50.8
26/08/2024	17:39	51.8		53.0	50.5
26/08/2024	17:44	52.0	52.1	53.3	50.2
26/08/2024	17:49	51.7		53.4	50.3
26/08/2024	17:54	51.9		52.7	51.0
26/08/2024	17:59	53.0		54.9	51.1
26/08/2024	18:04	52.6		54.5	50.8
26/08/2024	18:09	50.5		51.4	49.5
26/08/2024	18:14	53.2	52.2	55.7	50.1
26/08/2024	18:19	52.5		54.2	50.3
26/08/2024	18:24	51.9		54.5	50.4
26/08/2024	18:29	52.2		53.5	50.7
26/08/2024	18:34	52.7		53.9	51.5
26/08/2024	18:39	52.0		52.6	51.3
26/08/2024	18:44	54.0	53.3	56.1	51.9
26/08/2024	18:49	53.8		55.1	52.5
26/08/2024	18:54	53.9		56.0	52.7
26/08/2024	18:59	53.3		54.0	52.5
		Mean	53.7		
		Maximum	57.1		
		Minimum	48.6		

Station: CM13

Date	Start Time	Leq (5mins)	Leq (30mins)	L10 (5mins)	L90 (5mins)
27/08/2024	7:04	52.8		56.1	48.8
27/08/2024	7:09	49.1		49.9	47.8
27/08/2024	7:14	54.0	53.3	58.6	49.1
27/08/2024	7:19	51.8		53.6	48.8
27/08/2024	7:24	52.1		53.5	49.3
27/08/2024	7:29	56.6		60.5	49.9
27/08/2024	7:34	54.0		58.0	48.2
27/08/2024	7:39	55.0		55.9	47.7
27/08/2024	7:44	56.6	56.4	58.0	47.8
27/08/2024	7:49	53.2		56.2	48.5
27/08/2024	7:54	56.2		58.9	49.3
27/08/2024	7:59	59.9		62.4	49.3
27/08/2024	8:04	64.4		68.0	52.1
27/08/2024	8:09	57.3		59.3	51.5
27/08/2024	8:14	56.5	59.7	59.5	50.9
27/08/2024	8:19	58.9		62.1	49.5
27/08/2024	8:24	57.5		61.8	49.8
27/08/2024	8:29	56.8		59.2	50.8
27/08/2024	8:34	58.0		62.9	49.9
27/08/2024	8:39	55.1		57.1	48.7
27/08/2024	8:44	54.8	55.4	56.4	47.7
27/08/2024	8:49	54.1		56.8	51.1
27/08/2024	8:54	56.0		56.8	51.1
27/08/2024	8:59	52.1		54.3	50.3
27/08/2024	9:04	64.3		70.0	50.5
27/08/2024	9:09	59.9		64.5	51.1
27/08/2024	9:14	58.0	60.9	62.8	49.8
27/08/2024	9:19	56.7		59.6	51.8
27/08/2024	9:24	63.8		70.1	50.8
27/08/2024	9:29	53.5		55.5	51.2
27/08/2024	9:34	53.5		55.4	51.0
27/08/2024	9:39	55.9		59.4	51.7
27/08/2024	9:44	54.0	55.3	55.5	51.9
27/08/2024	9:49	55.9		59.1	52.4
27/08/2024	9:54	57.1		60.4	52.8
27/08/2024	9:59	54.4		56.4	51.1
27/08/2024	10:04	54.9		57.0	52.2
27/08/2024	10:09	56.2		59.0	51.2
27/08/2024	10:14	54.3	57.1	57.4	51.0
27/08/2024	10:19	60.9		64.8	52.0
27/08/2024	10:24	57.7		62.8	50.8
27/08/2024	10:29	54.5		57.8	50.3
27/08/2024	10:34	64.5		72.3	49.2
27/08/2024	10:39	49.5		49.9	49.0
27/08/2024	10:44	53.6	58.4	56.2	51.6
27/08/2024	10:49	55.2		57.6	50.6
27/08/2024	10:54	54.9		56.2	51.8
27/08/2024	10:59	56.2		58.3	52.6
27/08/2024	11:04	55.7		57.6	53.4
27/08/2024	11:09	55.0		56.9	52.6
27/08/2024	11:14	54.5	55.7	56.0	52.4
27/08/2024	11:19	54.3		55.5	51.6
27/08/2024	11:24	56.0		57.9	53.9
27/08/2024	11:29	57.6		59.5	54.1
27/08/2024	11:34	55.1		57.3	52.6
27/08/2024	11:39	56.7		58.8	53.3
27/08/2024	11:44	57.0	58.1	59.6	53.4
27/08/2024	11:49	59.4		63.0	54.4
27/08/2024	11:54	60.5		63.8	54.9
27/08/2024	11:59	57.8		60.4	54.2
27/08/2024	12:04	60.9		64.3	56.2
27/08/2024	12:09	61.7		65.1	55.6
27/08/2024	12:14	57.2	59.6	60.2	54.0
27/08/2024	12:19	59.5		63.9	54.3
27/08/2024	12:24	58.5		61.0	55.1
27/08/2024	12:29	58.1		61.4	53.6
27/08/2024	12:34	58.3		61.9	53.9
27/08/2024	12:39	57.1		60.0	52.8
27/08/2024	12:44	57.5	58.2	60.4	53.9
27/08/2024	12:49	58.9		62.0	54.3
27/08/2024	12:54	59.0		61.2	55.2
27/08/2024	12:59	58.2		60.6	55.5
27/08/2024	13:04	56.8		59.2	54.0
27/08/2024	13:09	56.5		58.3	53.7
27/08/2024	13:14	56.4	57.2	58.1	54.3
27/08/2024	13:19	57.4		59.4	54.6
27/08/2024	13:24	57.3		59.1	54.9
27/08/2024	13:29	58.3		61.3	54.8
27/08/2024	13:34	58.9		61.1	55.4
27/08/2024	13:39	58.9		61.2	56.0
27/08/2024	13:44	58.7	58.4	61.1	55.0
27/08/2024	13:49	58.6		60.8	55.1
27/08/2024	13:54	57.5		59.3	55.3
27/08/2024	13:59	57.5		59.7	54.9
27/08/2024	14:04	58.9		61.6	54.7
27/08/2024	14:09	56.6		59.2	53.7
27/08/2024	14:14	56.8	58.3	59.1	54.1
27/08/2024	14:19	57.0		59.2	54.4
27/08/2024	14:24	57.3		59.0	54.6
27/08/2024	14:29	61.2		62.6	55.3
27/08/2024	14:34	59.7		62.7	54.8
27/08/2024	14:39	57.0		59.4	53.3
27/08/2024	14:44	57.8	57.6	60.1	54.5
27/08/2024	14:49	57.4		59.7	54.2
27/08/2024	14:54	56.4		58.2	54.4
27/08/2024	14:59	56.0		57.8	53.8
27/08/2024	15:04	61.4		65.0	53.8
27/08/2024	15:09	57.6		60.0	54.2
27/08/2024	15:14	58.1	58.4	59.0	54.0
27/08/2024	15:19	57.9		60.3	53.7
27/08/2024	15:24	57.2		58.5	52.8
27/08/2024	15:29	55.6		57.6	52.5
27/08/2024	15:34	57.3		60.3	53.6
27/08/2024	15:39	53.9		55.4	51.9
27/08/2024	15:44	57.2	57.0	60.5	52.3
27/08/2024	15:49	57.2		57.4	53.2
27/08/2024	15:54	57.3		59.2	54.6
27/08/2024	15:59	58.2		60.6	54.8
27/08/2024	16:04	55.8		57.2	53.8
27/08/2024	16:09	56.3		58.1	54.3
27/08/2024	16:14	56.8	56.1	58.5	54.1
27/08/2024	16:19	55.1		56.9	53.2
27/08/2024	16:24	55.6		57.3	53.3
27/08/2024	16:29	56.8		59.3	54.0
27/08/2024	16:34	57.4		60.1	53.7
27/08/2024	16:39	57.5		59.5	52.9
27/08/2024	16:44	56.5	56.7	58.7	53.8
27/08/2024	16:49	57.6		59.7	54.0
27/08/2024	16:54	55.0		56.8	53.0
27/08/2024	16:59	55.6		57.6	52.8
27/08/2024	17:04	56.6		58.9	53.3
27/08/2024	17:09	57.0		59.0	54.5
27/08/2024	17:14	55.2	56.1	56.2	53.7
27/08/2024	17:19	56.0		57.6	53.6
27/08/2024	17:24	55.0		56.4	53.3
27/08/2024	17:29	56.7		59.3	53.8
27/08/2024	17:34	56.7		59.1	53.6
27/08/2024	17:39	58.0		62.6	52.2
27/08/2024	17:44	55.1	55.5	57.1	52.8
27/08/2024	17:49	53.9		55.8	51.6
27/08/2024	17:54	54.5		56.2	52.1
27/08/2024	17:59	53.0		54.0	51.8
27/08/2024	18:04	52.6		54.3	51.0
27/08/2024	18:09	52.7		53.9	51.3
27/08/2024	18:14	52.2	52.5	53.4	50.9
27/08/2024	18:19	53.1		54.5	51.2
27/08/2024	18:24	51.6		52.5	50.5
27/08/2024	18:29	52.7		52.9	50.5
27/08/2024	18:34	51.8		52.8	50.7
27/08/2024	18:39	51.6		52.2	50.7
27/08/2024	18:44	52.9	52.1	54.5	51.1
27/08/2024	18:49	51.7		52.5	50.8
27/08/2024	18:54	52.5		53.6	51.4
27/08/2024	18:59	52.1		53.1	51.3
		Mean	56.8		
		Maximum	60.9		
		Minimum	52.1		

Date	Start Time	Leq (5mins)	Leq (30mins)	L10 (5mins)	L90 (5mins)
28/08/2024	7:04	53.4		55.6	50.1
28/08/2024	7:09	53.8		56.0	50.8
28/08/2024	7:14	52.9	54.3	54.8	49.9
28/08/2024	7:19	54.4		57.3	51.2
28/08/2024	7:24	55.7		58.7	50.5
28/08/2024	7:29	55.1		58.1	50.2
28/08/2024	7:34	58.5		58.7	51.9
28/08/2024	7:39	56.1		58.6	51.9
28/08/2024	7:44	57.1	56.8	59.0	50.0
28/08/2024	7:49	55.9		58.4	52.5
28/08/2024	7:54	57.6		60.4	52.7
28/08/2024	7:59	54.9		57.7	51.0
28/08/2024	8:04	65.7		69.6	55.8
28/08/2024	8:09	58.0		59.1	50.7
28/08/2024	8:14	55.5	59.8	58.2	50.3
28/08/2024	8:19	54.6		57.8	49.9
28/08/2024	8:24	56.0		59.0	51.4
28/08/2024	8:29	55.6		57.7	52.0
28/08/2024	8:34	55.5		57.9	52.1
28/08/2024	8:39	57.0		59.6	52.8
28/08/2024	8:44	57.7	56.3	60.2	52.6
28/08/2024	8:49	56.3		59.2	51.8
28/08/2024	8:54	54.8		57.0	51.8
28/08/2024	8:59	55.6		58.4	52.6
28/08/2024	9:04	56.3		58.5	52.3
28/08/2024	9:09	56.0		58.4	52.5
28/08/2024	9:14	56.2	56.6	58.1	53.4
28/08/2024	9:19	56.3		58.7	53.3
28/08/2024	9:24	57.7		61.2	53.2
28/08/2024	9:29	56.7		59.0	53.5
28/08/2024	9:34	56.0		57.6	52.5
28/08/2024	9:39	56.4		58.4	54.1
28/08/2024	9:44	55.2	56.3	56.9	52.9
28/08/2024	9:49	57.3		57.4	53.3
28/08/2024	9:54	56.8		58.1	53.5
28/08/2024	9:59	55.5		57.1	53.4
28/08/2024	10:04	54.9		56.4	53.2
28/08/2024	10:09	54.2		55.9	52.2
28/08/2024	10:14	55.7	55.9	58.2	53.1
28/08/2024	10:19	55.0		56.7	53.0
28/08/2024	10:24	56.7		58.6	54.2
28/08/2024	10:29	57.7		59.6	54.5
28/08/2024	10:34	58.0		60.5	54.1
28/08/2024	10:39	57.8		60.2	54.6
28/08/2024	10:44	56.9	57.2	59.4	53.8
28/08/2024	10:49	56.1		59.1	53.4
28/08/2024	10:54	56.6		58.3	54.3
28/08/2024	10:59	57.6		59.3	55.4
28/08/2024	11:04	56.0		57.3	54.2
28/08/2024	11:09	55.6		57.5	53.3
28/08/2024	11:14	56.2	55.8	57.6	54.4
28/08/2024	11:19	56.1		57.8	54.1
28/08/2024	11:24	55.9		57.4	53.6
28/08/2024	11:29	54.7		56.1	53.3
28/08/2024	11:34	55.2		56.6	53.6
28/08/2024	11:39	55.4		56.9	53.5
28/08/2024	11:44	55.8	55.4	57.2	54.0
28/08/2024	11:49	55.0		56.2	53.1
28/08/2024	11:54	54.6		56.3	52.3
28/08/2024	11:59	56.3		58.7	52.7
28/08/2024	12:04	56.5		58.2	54.5
28/08/2024	12:09	53.9		55.3	51.9
28/08/2024	12:14	54.0	55.5	55.5	52.0
28/08/2024	12:19	54.0		55.7	52.4
28/08/2024	12:24	57.1		59.0	53.3
28/08/2024	12:29	56.4		57.7	55.0
28/08/2024	12:34	60.4		62.4	57.2
28/08/2024	12:39	57.1		59.2	54.4
28/08/2024	12:44	52.9	55.8	53.7	51.9
28/08/2024	12:49	52.6		53.5	50.7
28/08/2024	12:54	52.1		54.4	49.3
28/08/2024	12:59	50.6		52.0	48.5
28/08/2024	13:04	51.6		53.6	49.0
28/08/2024	13:09	55.2		56.7	51.5
28/08/2024	13:14	57.0	56.3	58.2	55.6
28/08/2024	13:19	57.1		58.0	56.0
28/08/2024	13:24	56.5		57.5	55.4
28/08/2024	13:29	57.9		59.8	55.4
28/08/2024	13:34	64.3		65.8	61.5
28/08/2024	13:39	63.3		65.8	59.3
28/08/2024	13:44	58.4	61.0	59.2	57.3
28/08/2024	13:49	57.8		58.9	56.6
28/08/2024	13:54	58.7		59.9	56.9
28/08/2024	13:59	58.0		58.7	57.4
28/08/2024	14:04	58.9		60.5	56.8
28/08/2024	14:09	58.5		59.6	57.1
28/08/2024	14:14	57.4	58.3	58.4	56.1
28/08/2024	14:19	57.1		58.4	55.8
28/08/2024	14:24	57.1		58.8	54.8
28/08/2024	14:29	59.8		61.7	56.9
28/08/2024	14:34	61.8		63.4	58.6
28/08/2024	14:39	59.3		60.4	55.2
28/08/2024	14:44	56.7	58.8	59.5	53.2
28/08/2024	14:49	58.1		60.6	53.4
28/08/2024	14:54	57.6		58.9	51.9
28/08/2024	14:59	56.5		59.3	52.0
28/08/2024	15:04	58.2		59.8	53.5
28/08/2024	15:09	61.4		63.4	53.4
28/08/2024	15:14	57.6	58.1	60.2	54.2
28/08/2024	15:19	55.9		57.3	54.4
28/08/2024	15:24	56.2		57.6	54.4
28/08/2024	15:29	56.9		58.4	54.7
28/08/2024	15:34	54.9		56.6	52.9
28/08/2024	15:39	55.7		57.7	53.2
28/08/2024	15:44	53.4	54.4	54.6	52.0
28/08/2024	15:49	53.5		54.6	51.8
28/08/2024	15:54	54.8		56.2	52.5
28/08/2024	15:59	53.8		55.1	52.3
28/08/2024	16:04	54.3		56.4	51.6
28/08/2024	16:09	52.7		53.8	50.9
28/08/2024	16:14	55.2	55.0	58.4	51.3
28/08/2024	16:19	55.8		58.1	52.7
28/08/2024	16:24	55.9		58.6	51.7
28/08/2024	16:29	55.6		58.3	51.9
28/08/2024	16:34	55.2		58.4	50.9
28/08/2024	16:39	56.1		58.6	49.4
28/08/2024	16:44	53.1	54.7	55.8	50.2
28/08/2024	16:49	54.1		55.8	51.2
28/08/2024	16:54	54.4		55.9	51.8
28/08/2024	16:59	54.4		56.6	51.8
28/08/2024	17:04	56.0		57.3	53.1
28/08/2024	17:09	56.4		57.8	53.7
28/08/2024	17:14	55.5	55.7	57.4	53.4
28/08/2024	17:19	54.7		55.9	52.3
28/08/2024	17:24	54.7		55.6	52.2
28/08/2024	17:29	56.3		58.0	54.6
28/08/2024	17:34	57.0		58.8	54.2
28/08/2024	17:39	60.2		64.9	54.0
28/08/2024	17:44	54.5	56.5	54.8	53.4
28/08/2024	17:49	55.3		56.6	53.5
28/08/2024	17:54	54.2		54.8	53.4
28/08/2024	17:59	54.2		54.8	53.6
28/08/2024	18:04	55.2		56.4	53.4
28/08/2024	18:09	54.5		55.3	53.4
28/08/2024	18:14	54.1	54.3	55.1	52.9
28/08/2024	18:19	54.0		54.7	53.0
28/08/2024	18:24	54.0		55.1	52.9
28/08/2024	18:29	53.9		54.9	52.8
28/08/2024	18:34	54.3		54.9	53.6
28/08/2024	18:39	54.0		54.7	53.0
28/08/2024	18:44	53.6	54.4	54.4	52.9
28/08/2024	18:49	54.8		55.2	53.5
28/08/2024	18:54	55.0		55.9	53.8
28/08/2024	18:59	54.7		55.5	53.8
		Mean	56.4		
		Maximum	61.0		
		Minimum	54.3		

Station: CM13

Date	Start Time	Leq (5mins)	Leq (30mins)	L10 (5mins)	L90 (5mins)
29/08/2024	7:04	53.8		57.6	46.3
29/08/2024	7:09	52.2		55.4	46.1
29/08/2024	7:14	52.6	51.3	56.1	46.0
29/08/2024	7:19	49.6		52.3	45.5
29/08/2024	7:24	47.6		49.6	44.9
29/08/2024	7:29	48.8		51.4	45.3
29/08/2024	7:34	53.2		54.3	45.8
29/08/2024	7:39	53.9		54.7	46.4
29/08/2024	7:44	52.8	51.7	54.9	46.6
29/08/2024	7:49	48.9		58.9	45.9
29/08/2024	7:54	50.1		50.8	46.3
29/08/2024	7:59	48.0		50.4	45.8
29/08/2024	8:04	61.8		65.1	54.6
29/08/2024	8:09	63.6		68.2	51.4
29/08/2024	8:14	60.3	59.5	64.3	49.4
29/08/2024	8:19	51.9		54.5	49.1
29/08/2024	8:24	52.1		54.1	49.7
29/08/2024	8:29	53.3		56.1	49.1
29/08/2024	8:34	62.1		64.9	50.5
29/08/2024	8:39	51.6		53.0	49.4
29/08/2024	8:44	51.5	57.0	52.7	49.8
29/08/2024	8:49	52.3		54.0	49.8
29/08/2024	8:54	53.0		54.4	49.6
29/08/2024	8:59	58.5		61.9	51.8
29/08/2024	9:04	57.4		61.4	50.9
29/08/2024	9:09	62.1		66.2	51.0
29/08/2024	9:14	56.0	62.2	57.4	51.9
29/08/2024	9:19	55.0		57.8	50.3
29/08/2024	9:24	68.0		73.0	50.9
29/08/2024	9:29	59.4		62.3	51.9
29/08/2024	9:34	54.7		56.9	51.6
29/08/2024	9:39	53.2		55.3	51.0
29/08/2024	9:44	55.0	55.0	56.3	51.1
29/08/2024	9:49	55.1		57.4	52.0
29/08/2024	9:54	54.4		56.3	51.3
29/08/2024	9:59	56.7		58.9	51.8
29/08/2024	10:04	56.4		58.7	51.7
29/08/2024	10:09	57.4		60.2	52.0
29/08/2024	10:14	55.3	55.9	57.6	51.6
29/08/2024	10:19	55.5		57.7	53.5
29/08/2024	10:24	52.4		55.2	46.5
29/08/2024	10:29	56.6		59.9	50.3
29/08/2024	10:34	53.7		57.2	47.6
29/08/2024	10:39	52.6		55.1	49.0
29/08/2024	10:44	53.0	54.0	56.3	47.5
29/08/2024	10:49	55.5		57.6	53.2
29/08/2024	10:54	54.3		56.2	52.3
29/08/2024	10:59	54.2		55.6	52.4
29/08/2024	11:04	55.7		57.7	52.9
29/08/2024	11:09	53.5		54.8	52.2
29/08/2024	11:14	55.1	54.1	56.1	52.2
29/08/2024	11:19	53.8		55.8	51.5
29/08/2024	11:24	53.0		54.9	50.8
29/08/2024	11:29	52.8		54.4	50.7
29/08/2024	11:34	54.1		56.5	51.2
29/08/2024	11:39	54.8		57.2	50.8
29/08/2024	11:44	53.0	55.7	54.7	50.9
29/08/2024	11:49	59.5		63.5	51.7
29/08/2024	11:54	54.6		57.0	51.4
29/08/2024	11:59	54.5		55.3	51.5
29/08/2024	12:04	52.7		53.6	51.5
29/08/2024	12:09	53.4		54.5	50.6
29/08/2024	12:14	51.9	52.5	52.4	50.1
29/08/2024	12:19	52.1		53.7	50.4
29/08/2024	12:24	52.3		54.1	50.7
29/08/2024	12:29	52.4		54.1	50.7
29/08/2024	12:34	54.3		56.2	50.7
29/08/2024	12:39	53.5		55.0	50.9
29/08/2024	12:44	52.3	53.1	54.4	50.2
29/08/2024	12:49	51.1		52.0	49.5
29/08/2024	12:54	52.8		56.7	49.6
29/08/2024	12:59	53.9		57.3	50.3
29/08/2024	13:04	52.5		54.0	50.8
29/08/2024	13:09	53.5		54.9	51.6
29/08/2024	13:14	53.4	54.2	54.8	52.2
29/08/2024	13:19	54.3		55.8	52.7
29/08/2024	13:24	55.7		57.8	53.4
29/08/2024	13:29	55.0		57.2	52.6
29/08/2024	13:34	55.0		56.7	52.8
29/08/2024	13:39	54.1		55.6	51.9
29/08/2024	13:44	53.1	54.1	54.8	51.5
29/08/2024	13:49	53.5		54.7	52.1
29/08/2024	13:54	52.6		53.9	51.0
29/08/2024	13:59	55.4		56.3	51.2
29/08/2024	14:04	58.2		61.4	51.3
29/08/2024	14:09	53.2		54.7	51.0
29/08/2024	14:14	57.4	55.6	59.7	51.3
29/08/2024	14:19	52.5		53.7	51.4
29/08/2024	14:24	54.2		56.0	52.0
29/08/2024	14:29	54.7		56.1	52.8
29/08/2024	14:34	54.6		56.4	51.7
29/08/2024	14:39	53.2		54.9	51.5
29/08/2024	14:44	56.1	56.3	56.2	51.5
29/08/2024	14:49	60.6		61.9	52.2
29/08/2024	14:54	53.7		55.1	51.8
29/08/2024	14:59	54.7		56.6	52.7
29/08/2024	15:04	60.0		62.4	52.3
29/08/2024	15:09	55.0		57.2	51.9
29/08/2024	15:14	54.1	56.9	55.2	52.6
29/08/2024	15:19	59.2		62.0	52.7
29/08/2024	15:24	55.0		57.2	52.3
29/08/2024	15:29	53.4		55.1	50.9
29/08/2024	15:34	54.0		55.7	52.0
29/08/2024	15:39	59.8		63.4	52.2
29/08/2024	15:44	54.2	55.7	56.1	50.8
29/08/2024	15:49	53.4		55.1	51.4
29/08/2024	15:54	54.5		56.0	52.7
29/08/2024	15:59	54.2		55.9	52.4
29/08/2024	16:04	54.7		56.4	53.0
29/08/2024	16:09	54.5		56.1	52.2
29/08/2024	16:14	53.8	54.0	55.2	52.3
29/08/2024	16:19	53.0		54.1	51.8
29/08/2024	16:24	54.0		55.6	52.1
29/08/2024	16:29	53.7		55.3	52.2
29/08/2024	16:34	54.2		56.0	52.1
29/08/2024	16:39	53.1		54.5	51.5
29/08/2024	16:44	53.2	53.2	55.2	51.0
29/08/2024	16:49	52.5		54.7	50.5
29/08/2024	16:54	53.3		55.0	51.0
29/08/2024	16:59	52.6		54.4	51.0
29/08/2024	17:04	53.7		55.0	52.1
29/08/2024	17:09	54.1		55.6	52.3
29/08/2024	17:14	54.9	53.7	56.1	51.1
29/08/2024	17:19	53.8		56.0	51.9
29/08/2024	17:24	52.4		53.4	51.2
29/08/2024	17:29	52.5		53.9	51.0
29/08/2024	17:34	54.0		55.9	51.1
29/08/2024	17:39	53.6		55.3	51.6
29/08/2024	17:44	53.1	53.2	55.2	51.1
29/08/2024	17:49	52.9		54.5	51.2
29/08/2024	17:54	52.8		54.4	51.1
29/08/2024	17:59	52.6		54.3	50.7
29/08/2024	18:04	53.0		55.0	50.9
29/08/2024	18:09	54.3		56.8	51.5
29/08/2024	18:14	53.9	53.6	56.2	50.9
29/08/2024	18:19	54.2		57.8	50.1
29/08/2024	18:24	54.0		54.4	50.5
29/08/2024	18:29	51.8		53.2	50.1
29/08/2024	18:34	51.6		53.1	49.5
29/08/2024	18:39	51.9		53.6	49.8
29/08/2024	18:44	52.2	51.7	52.4	50.0
29/08/2024	18:49	50.5		51.2	50.0
29/08/2024	18:54	51.7		52.8	50.7
29/08/2024	18:59	52.1		53.3	51.1
		Mean	54.8		
		Maximum	62.2		
		Minimum	51.3		

Date	Start Time	Leq (5mins)	Leq (30mins)	L10 (5mins)	L90 (5mins)
30/08/2024	7:04	50.6		53.6	46.8
30/08/2024	7:09	49.5		51.6	47.1
30/08/2024	7:14	53.9	51.4	56.4	48.4
30/08/2024	7:19	52.5		54.8	48.3
30/08/2024	7:24	49.6		52.2	46.9
30/08/2024	7:29	50.5		54.4	46.3
30/08/2024	7:34	55.4		56.0	45.9
30/08/2024	7:39	51.5		52.4	45.3
30/08/2024	7:44	53.8	52.9	54.0	46.5
30/08/2024	7:49	49.6		51.7	45.9
30/08/2024	7:54	52.7		56.4	45.7
30/08/2024	7:59	52.5		56.9	46.5
30/08/2024	8:04	63.3		68.5	49.8
30/08/2024	8:09	64.0		68.5	51.3
30/08/2024	8:14	54.4	59.5	55.9	49.5
30/08/2024	8:19	51.8		53.6	49.4
30/08/2024	8:24	51.6		53.5	49.2
30/08/2024	8:29	51.0		52.3	49.3
30/08/2024	8:34	54.5		57.2	50.2
30/08/2024	8:39	54.2		55.6	49.7
30/08/2024	8:44	53.1	53.4	54.9	51.1
30/08/2024	8:49	52.3		54.2	50.1
30/08/2024	8:54	52.6		54.1	50.7
30/08/2024	8:59	53.5		55.2	51.6
30/08/2024	9:04	53.2		54.9	51.5
30/08/2024	9:09	53.9		55.0	51.8
30/08/2024	9:14	53.7	54.7	54.9	52.0
30/08/2024	9:19	53.9		55.4	51.4
30/08/2024	9:24	54.3		55.8	52.7
30/08/2024	9:29	57.4		60.0	54.2
30/08/2024	9:34	55.1		57.0	51.8
30/08/2024	9:39	53.6		55.4	51.4
30/08/2024	9:44	53.1	55.1	54.7	51.2
30/08/2024	9:49	56.7		58.4	52.7
30/08/2024	9:54	55.9		57.6	52.5
30/08/2024	9:59	55.0		56.6	52.7
30/08/2024	10:04	56.4		58.4	53.4
30/08/2024	10:09	59.5		59.7	52.4
30/08/2024	10:14	59.1	58.4	61.1	56.2
30/08/2024	10:19	59.6		62.6	56.0
30/08/2024	10:24	56.4		57.3	55.2
30/08/2024	10:29	57.9		58.7	55.3
30/08/2024	10:34	60.2		63.4	54.8
30/08/2024	10:39	60.6		62.6	57.5
30/08/2024	10:44	58.6	58.7	60.2	56.7
30/08/2024	10:49	57.5		59.2	55.1
30/08/2024	10:54	56.7		58.3	54.7
30/08/2024	10:59	56.9		58.1	55.3
30/08/2024	11:04	57.1		58.5	55.5
30/08/2024	11:09	57.9		59.4	55.8
30/08/2024	11:14	59.1		60.3	54.3
30/08/2024	11:19	62.5		66.0	56.4
30/08/2024	11:24	64.3		71.4	55.2
30/08/2024	11:33	58.2		59.9	55.2
30/08/2024	11:38	57.5		59.4	55.1
30/08/2024	11:43	56.7	57.2	58.8	53.6
30/08/2024	11:48	56.2		58.7	53.3
30/08/2024	11:53	56.0		58.1	53.2
30/08/2024	11:58	58.2		61.4	54.0
30/08/2024	12:03	58.3		62.9	53.7
30/08/2024	12:08	55.0		56.9	52.4
30/08/2024	12:13	55.3	55.6	58.2	51.1
30/08/2024	12:18	55.2		58.3	50.6
30/08/2024	12:23	54.6		57.4	51.2
30/08/2024	12:28	53.6		55.6	50.9
30/08/2024	12:33	56.9		59.8	51.7
30/08/2024	12:38	62.9		70.0	53.9
30/08/2024	12:43	56.5	58.3	58.9	52.6
30/08/2024	12:48	56.0		58.4	51.9
30/08/2024	12:53	55.7		58.8	50.8
30/08/2024	12:58	55.7		58.5	51.0
30/08/2024	13:03	52.0		54.0	49.6
30/08/2024	13:08	57.9		63.2	50.6
30/08/2024	13:13	62.4	58.1	65.8	53.6
30/08/2024	13:18	57.4		60.4	53.5
30/08/2024	13:23	56.1		58.7	52.1
30/08/2024	13:28	55.6		57.7	53.0
30/08/2024	13:33	56.5		58.6	53.2
30/08/2024	13:38	57.7		60.7	52.7
30/08/2024	13:43	58.0	57.7	61.0	53.3
30/08/2024	13:48	59.1		60.9	53.9
30/08/2024	13:53	56.8		58.8	53.5
30/08/2024	13:58	57.3		60.0	53.4
30/08/2024	14:03	56.2		59.0	52.8
30/08/2024	14:08	56.3		58.1	52.2
30/08/2024	14:13	59.8	56.7	60.0	53.0
30/08/2024	14:18	56.2		58.7	52.8
30/08/2024	14:23	54.8		56.6	52.2
30/08/2024	14:28	54.2		56.0	51.1
30/08/2024	14:33	64.0		70.8	55.4
30/08/2024	14:38	59.2		61.9	56.1
30/08/2024	14:43	56.9	59.3	59.4	53.7
30/08/2024	14:48	56.0		58.0	52.7
30/08/2024	14:53	55.3		57.7	51.9
30/08/2024	14:58	57.2		61.0	51.7
30/08/2024	15:03	54.2		56.6	51.5
30/08/2024	15:08	56.2		57.4	52.1
30/08/2024	15:13	55.8	55.5	57.8	53.0
30/08/2024	15:18	57.0		59.5	52.7
30/08/2024	15:23	54.8		56.5	52.2
30/08/2024	15:28	54.6		56.5	51.8
30/08/2024	15:33	54.3		56.6	51.8
30/08/2024	15:38	54.9		56.5	52.0
30/08/2024	15:43	55.5	58.9	57.9	52.7
30/08/2024	15:48	58.5		60.3	52.6
30/08/2024	15:53	63.7		71.0	55.4
30/08/2024	15:58	58.2		59.9	53.3
30/08/2024	16:03	58.5		61.0	54.2
30/08/2024	16:08	55.9		57.9	53.5
30/08/2024	16:13	56.2	59.7	58.3	53.5
30/08/2024	16:18	54.9		56.7	53.0
30/08/2024	16:23	61.5		62.7	52.9
30/08/2024	16:28	63.8		70.2	52.2
30/08/2024	16:33	59.6		61.7	52.4
30/08/2024	16:38	63.3		67.0	54.1
30/08/2024	16:43	57.5	59.0	59.5	52.6
30/08/2024	16:48	55.4		56.4	52.7
30/08/2024	16:53	56.4		58.0	53.2
30/08/2024	16:58	55.6		57.3	53.5
30/08/2024	17:03	55.6		57.6	53.7
30/08/2024	17:08	56.1		57.5	54.6
30/08/2024	17:13	55.6	55.5	56.9	54.0
30/08/2024	17:18	55.8		57.1	54.3
30/08/2024	17:23	55.3		56.9	53.8
30/08/2024	17:28	54.5		55.9	53.4
30/08/2024	17:33	55.0		56.4	53.6
30/08/2024	17:38	55.3		56.7	53.6
30/08/2024	17:43	55.8	58.2	57.8	53.5
30/08/2024	17:48	62.2		69.9	53.0
30/08/2024	17:53	59.8		60.4	53.6
30/08/2024	17:58	54.6		56.0	53.2
30/08/2024	18:03	58.6		63.1	54.3
30/08/2024	18:08	57.2		58.8	54.2
30/08/2024	18:13	54.9	56.5	56.2	53.6
30/08/2024	18:18	55.0		56.6	53.4
30/08/2024	18:23	55.2		56.6	53.9
30/08/2024	18:28	56.8		59.0	54.4
30/08/2024	18:33	56.4		58.2	54.2
30/08/2024	18:38	55.9		57.6	54.0
30/08/2024	18:43	55.9	61.6	57.6	54.0
30/08/2024	18:48	64.5		70.6	54.7
30/08/2024	18:53	56.9		60.2	54.0
30/08/2024	18:58	66.1		71.1	54.3
		Mean	57.0		
		Maximum	61.6		
		Minimum	51.4		

Station: CM13

Date	Start Time	Leq (5mins)	Leq (30mins)	L10 (5mins)	L90 (5mins)
31/08/2024	7:03	57.6	61.6	60.8	52.1
31/08/2024	7:08	59.8		63.0	55.7
31/08/2024	7:13	61.9		64.1	58.6
31/08/2024	7:18	63.4		65.5	60.4
31/08/2024	7:23	61.8		63.8	58.8
31/08/2024	7:28	62.9		65.8	59.3
31/08/2024	7:33	63.2	63.1	66.0	59.7
31/08/2024	7:38	62.4		64.5	59.2
31/08/2024	7:43	60.5		62.7	57.6
31/08/2024	7:48	60.7		62.4	58.5
31/08/2024	7:53	65.5		66.0	60.5
31/08/2024	7:58	64.1		66.1	60.0
31/08/2024	8:03	62.5	64.5	64.0	60.4
31/08/2024	8:08	64.0		66.9	59.3
31/08/2024	8:13	62.5		65.2	59.9
31/08/2024	8:18	63.0		64.9	60.3
31/08/2024	8:23	66.3		68.2	61.9
31/08/2024	8:28	66.7		70.0	62.1
31/08/2024	8:33	65.3	63.9	67.3	62.5
31/08/2024	8:38	64.2		66.1	62.2
31/08/2024	8:43	63.4		64.8	61.0
31/08/2024	8:48	62.6		64.0	60.8
31/08/2024	8:53	62.9		64.4	61.1
31/08/2024	8:58	64.4		66.6	62.4
31/08/2024	9:03	67.9	66.7	70.7	63.3
31/08/2024	9:08	66.3		68.3	62.8
31/08/2024	9:13	67.1		69.9	63.8
31/08/2024	9:18	63.9		65.6	62.4
31/08/2024	9:23	65.4		67.1	62.7
31/08/2024	9:28	68.0		69.9	65.5
31/08/2024	9:33	67.7	66.0	70.8	64.5
31/08/2024	9:38	67.2		69.5	63.7
31/08/2024	9:43	64.5		65.9	62.6
31/08/2024	9:48	64.7		66.2	62.9
31/08/2024	9:53	65.7		68.2	63.4
31/08/2024	9:58	65.3		67.2	62.8
31/08/2024	10:03	64.1	63.6	66.2	61.8
31/08/2024	10:08	64.3		66.0	62.0
31/08/2024	10:13	63.4		65.8	60.9
31/08/2024	10:18	64.9		67.5	61.3
31/08/2024	10:23	63.1		64.8	60.9
31/08/2024	10:28	61.2		62.7	59.1
31/08/2024	10:33	61.6	60.8	62.9	59.7
31/08/2024	10:38	62.2		64.5	58.9
31/08/2024	10:43	64.5		66.4	60.5
31/08/2024	10:48	57.9		60.2	55.9
31/08/2024	10:53	57.0		61.5	53.4
31/08/2024	10:58	53.8		56.0	51.4
31/08/2024	11:03	53.3	52.1	55.6	50.6
31/08/2024	11:08	53.0		55.8	49.8
31/08/2024	11:13	52.0		53.7	50.3
31/08/2024	11:18	51.0		52.2	49.6
31/08/2024	11:23	50.8		52.2	49.4
31/08/2024	11:28	52.0		53.4	50.1
31/08/2024	11:33	51.5	53.3	52.7	49.9
31/08/2024	11:38	53.8		56.2	50.7
31/08/2024	11:43	52.5		54.5	50.2
31/08/2024	11:48	55.2		57.8	51.3
31/08/2024	11:53	53.4		55.4	51.0
31/08/2024	11:58	52.4		54.3	49.7
31/08/2024	12:03	57.1	54.5	58.9	52.9
31/08/2024	12:08	55.7		58.1	51.0
31/08/2024	12:13	53.9		56.0	51.6
31/08/2024	12:18	53.6		55.8	49.9
31/08/2024	12:23	52.1		53.3	48.7
31/08/2024	12:28	52.6		55.5	48.9
31/08/2024	12:33	54.5	55.5	56.9	49.6
31/08/2024	12:38	55.6		58.1	50.4
31/08/2024	12:43	55.2		58.5	50.5
31/08/2024	12:48	56.9		58.9	51.8
31/08/2024	12:53	56.4		59.8	51.2
31/08/2024	12:58	53.4		55.0	51.1
31/08/2024	13:03	55.2	56.9	56.7	52.2
31/08/2024	13:08	57.0		59.4	54.1
31/08/2024	13:13	57.0		58.9	53.7
31/08/2024	13:18	57.6		60.7	52.8
31/08/2024	13:23	57.6		60.3	53.7
31/08/2024	13:28	56.3		58.6	52.9
31/08/2024	13:33	57.6	55.9	59.6	53.5
31/08/2024	13:38	54.5		56.9	51.3
31/08/2024	13:43	53.4		54.3	51.3
31/08/2024	13:48	57.1		60.5	51.9
31/08/2024	13:53	55.6		58.1	52.3
31/08/2024	13:58	55.7		57.9	52.2
31/08/2024	14:03	56.4	56.4	59.5	52.6
31/08/2024	14:08	56.3		59.2	53.1
31/08/2024	14:13	54.9		56.9	52.8
31/08/2024	14:18	56.2		58.8	52.8
31/08/2024	14:23	56.7		59.9	53.2
31/08/2024	14:28	57.4		60.0	53.5
31/08/2024	14:33	55.9	57.8	58.8	52.7
31/08/2024	14:38	55.8		58.9	52.8
31/08/2024	14:43	56.9		59.4	53.6
31/08/2024	14:48	61.6		61.8	53.2
31/08/2024	14:53	55.4		58.2	52.1
31/08/2024	14:58	57.8		58.8	52.3
31/08/2024	15:03	59.2	57.4	61.5	52.4
31/08/2024	15:08	55.4		55.7	52.3
31/08/2024	15:13	59.8		60.8	52.3
31/08/2024	15:18	56.2		58.7	52.7
31/08/2024	15:23	55.7		58.4	52.2
31/08/2024	15:28	55.8		58.2	52.4
31/08/2024	15:33	63.9	59.5	70.1	52.2
31/08/2024	15:38	61.6		66.5	51.7
31/08/2024	15:43	58.7		60.7	52.5
31/08/2024	15:48	55.0		55.5	52.0
31/08/2024	15:53	53.1		54.1	51.6
31/08/2024	15:58	52.6		54.7	50.9
31/08/2024	16:03	53.3	54.4	55.2	51.4
31/08/2024	16:08	54.8		57.0	52.6
31/08/2024	16:13	53.7		55.9	51.5
31/08/2024	16:18	52.0		52.9	50.9
31/08/2024	16:23	54.8		55.4	50.8
31/08/2024	16:28	56.5		58.1	51.4
31/08/2024	16:33	56.5	52.8	60.3	50.6
31/08/2024	16:38	52.4		53.8	50.7
31/08/2024	16:43	51.7		53.4	49.9
31/08/2024	16:48	51.2		52.2	49.8
31/08/2024	16:53	50.5		52.1	48.4
31/08/2024	16:58	50.8		52.1	48.6
31/08/2024	17:03	49.7	52.5	51.3	47.8
31/08/2024	17:08	50.8		52.3	49.2
31/08/2024	17:13	53.4		55.8	50.6
31/08/2024	17:18	53.3		55.3	49.8
31/08/2024	17:23	53.0		54.2	51.6
31/08/2024	17:28	53.6		55.2	51.6
31/08/2024	17:33	53.3	52.7	54.9	51.5
31/08/2024	17:38	53.6		55.6	51.2
31/08/2024	17:43	52.1		53.7	50.5
31/08/2024	17:48	52.2		53.5	50.5
31/08/2024	17:53	52.5		54.1	50.9
31/08/2024	17:58	52.2		53.5	50.5
31/08/2024	18:03	52.6	52.4	53.8	50.6
31/08/2024	18:08	53.5		54.0	51.2
31/08/2024	18:13	52.3		54.0	50.7
31/08/2024	18:18	52.4		53.9	50.2
31/08/2024	18:23	51.7		53.0	50.3
31/08/2024	18:28	51.5		52.8	49.9
31/08/2024	18:33	52.2	52.0	53.8	50.4
31/08/2024	18:38	52.3		53.7	51.0
31/08/2024	18:43	51.6		53.0	50.2
31/08/2024	18:48	51.4		52.7	50.0
31/08/2024	18:53	51.9		53.0	50.6
31/08/2024	18:58	52.4		53.8	50.7
		Mean	57.8		
		Maximum	66.7		
		Minimum	52.0		

Date	Start Time	Leq (5mins)	Leq (30mins)	L10 (5mins)	L90 (5mins)
1/09/2024	7:03	51.6	50.0	53.6	50.1
1/09/2024	7:08	51.0		52.1	49.8
1/09/2024	7:13	50.1		51.7	45.7
1/09/2024	7:18	49.3		50.8	44.5
1/09/2024	7:23	47.9		50.0	44.2
1/09/2024	7:28	48.9		51.3	44.9
1/09/2024	7:33	48.0	52.2	51.0	45.4
1/09/2024	7:38	49.0		49.3	45.1
1/09/2024	7:43	55.3		57.6	45.9
1/09/2024	7:48	52.1		55.7	47.0
1/09/2024	7:53	54.7		55.3	46.9
1/09/2024	7:58	48.2		50.3	45.3
1/09/2024	8:03	46.8	51.8	48.2	45.3
1/09/2024	8:08	48.9		50.7	46.3
1/09/2024	8:13	53.3		54.6	46.1
1/09/2024	8:18	55.4		60.4	47.3
1/09/2024	8:23	49.9		52.0	47.1
1/09/2024	8:28	51.3		53.4	48.1
1/09/2024	8:33	54.0	52.7	56.1	51.3
1/09/2024	8:38	53.8		55.8	50.9
1/09/2024	8:43	52.5		55.0	49.5
1/09/2024	8:48	52.0		53.9	49.4
1/09/2024	8:53	50.7		52.0	49.4
1/09/2024	8:58	52.5		54.0	50.2
1/09/2024	9:03	52.5	52.4	54.2	49.9
1/09/2024	9:08	51.1		52.3	49.2
1/09/2024	9:13	53.4		56.4	49.4
1/09/2024	9:18	53.1		55.4	50.2
1/09/2024	9:23	51.7		53.1	49.9
1/09/2024	9:28	52.1		54.3	49.7
1/09/2024	9:33	51.8	52.1	53.7	49.8
1/09/2024	9:38	51.4		53.2	49.8
1/09/2024	9:43	51.7		53.4	49.9
1/09/2024	9:48	52.2		53.8	49.2
1/09/2024	9:53	52.7		54.6	50.4
1/09/2024	9:58	52.8		54.1	51.2
1/09/2024	10:03	52.0	54.7	53.1	50.6
1/09/2024	10:08	53.6		55.7	51.3
1/09/2024	10:13	54.2		56.2	51.3
1/09/2024	10:18	56.0		57.9	52.6
1/09/2024	10:23	55.4		56.8	53.1
1/09/2024	10:28	55.9		58.5	52.0
1/09/2024	10:33	51.5	57.5	53.4	50.3
1/09/2024	10:38	58.9		60.0	55.8
1/09/2024	10:43	57.1		61.2	54.2
1/09/2024	10:48	57.7		60.6	53.8
1/09/2024	10:53	57.6		59.2	52.8
1/09/2024	10:58	58.7		60.5	53.6
1/09/2024	11:03	54.3	53.7	55.2	51.6
1/09/2024	11:08	54.8		56.1	51.9
1/09/2024	11:13	53.0		54.4	51.9
1/09/2024	11:18	53.2		54.8	51.6
1/09/2024	11:23	53.7		56.9	51.0
1/09/2024	11:28	52.5		54.3	50.9
1/09/2024	11:33	51.7	55.2	53.1	50.2
1/09/2024	11:38	55.5		58.9	50.4
1/09/2024	11:43	58.9		62.2	50.9
1/09/2024	11:48	55.1		55.4	50.6
1/09/2024	11:53	52.4		54.2	50.6
1/09/2024	11:58	52.8		54.3	51.2
1/09/2024	12:03	51.7	53.3	53.7	50.1
1/09/2024	12:08	54.0		56.3	51.0
1/09/2024	12:13	53.9		56.6	49.9
1/09/2024	12:18	53.1		55.6	49.9
1/09/2024	12:23	52.6		55.6	49.8
1/09/2024	12:28	54.0		57.0	49.7
1/09/2024	12:33	51.2	52.1	52.5	49.7
1/09/2024	12:38	54.0		57.7	49.8
1/09/2024	12:43	50.9		52.4	49.7
1/09/2024	12:48	53.2		56.4	49.8
1/09/2024	12:53	50.5		52.0	49.4
1/09/2024	12:58	51.3		52.8	50.1
1/09/2024	13:03	52.9	55.9	55.0	50.7
1/09/2024	13:08	54.6		57.5	51.5
1/09/2024	13:13	54.8		57.6	52.2
1/09/2024	13:18	54.5		56.6	52.5
1/09/2024	13:23	56.8		57.3	52.6
1/09/2024	13:28	59.0		60.7	52.6
1/09/2024	13:33	55.7	53.9	57.9	52.5
1/09/2024	13:38	53.5		54.4	52.5
1/09/2024	13:43	54.7		57.1	52.0
1/09/2024	13:48	52.9		53.8	51.9
1/09/2024	13:53	53.2		54.7	51.9
1/09/2024	13:58	52.8		54.0	51.5
1/09/2024	14:03	53.4	57.2	55.1	51.6
1/09/2024	14:08	53.9		55.8	51.8
1/09/2024	14:13	52.6		54.5	51.2
1/09/2024	14:18	56.9		58.8	52.8
1/09/2024	14:23	61.0		63.4	59.4
1/09/2024	14:28	58.8		61.9	53.9
1/09/2024	14:33	56.0	54.4	57.8	53.7
1/09/2024	14:38	52.2		53.7	50.5
1/09/2024	14:43	52.0		53.9	50.3
1/09/2024	14:48	55.0		56.7	50.3
1/09/2024	14:53	52.0		53.6	50.4
1/09/2024	14:58	56.7		58.2	49.7
1/09/2024	15:03	56.4	55.1	59.0	50.5
1/09/2024	15:08	55.8		58.3	50.2
1/09/2024	15:13	54.2		56.2	50.7
1/09/2024	15:18	53.0		54.7	50.4
1/09/2024	15:23	52.1		53.4	50.5
1/09/2024	15:28	57.1		57.8	51.3
1/09/2024	15:33	52.1	52.7	53.4	50.5
1/09/2024	15:38	50.8		52.0	49.8
1/09/2024	15:43	51.3		52.2	49.7
1/09/2024	15:48	54.2		55.0	50.0
1/09/2024	15:53	54.3		57.4	50.7
1/09/2024	15:58	52.5		53.8	51.1
1/09/2024	16:03	58.6	56.7	60.5	52.0
1/09/2024	16:08	59.5		63.4	51.6
1/09/2024	16:13	54.4		56.3	50.8
1/09/2024	16:18	55.4		57.6	51.3
1/09/2024	16:23	53.7		55.4	51.7
1/09/2024	16:28	55.5		58.4	51.8
1/09/2024	16:33	51.7	51.5	53.8	49.8
1/09/2024	16:38	49.9		50.6	49.1
1/09/2024	16:43	51.2		51.3	49.3
1/09/2024	16:48	51.9		53.0	50.7
1/09/2024	16:53	51.4		52.9	50.0
1/09/2024	16:58	52.7		54.3	50.3
1/09/2024	17:03	55.7	53.5	58.3	52.3
1/09/2024	17:08	54.7		56.8	51.3
1/09/2024	17:13	53.9		55.5	51.3
1/09/2024	17:18	52.5		53.9	51.3
1/09/2024	17:23	51.5		52.8	50.3
1/09/2024	17:28	50.9		52.3	49.9
1/09/2024	17:33	52.2	53.2	53.9	50.3
1/09/2024	17:38	53.3		55.9	50.7
1/09/2024	17:43	52.5		55.2	49.7
1/09/2024	17:48	53.4		55.4	50.5
1/09/2024	17:53	54.0		56.1	50.6
1/09/2024	17:58	53.7		56.1	50.9
1/09/2024	18:03	53.0	51.9	54.5	50.8
1/09/2024	18:08	52.9		54.5	50.2
1/09/2024	18:13	52.6		55.5	49.7
1/09/2024	18:18	50.7		52.0	49.5
1/09/2024	18:23	50.2		51.1	49.1
1/09/2024	18:28	50.8		52.0	49.5
1/09/2024	18:33	51.0	50.6	52.7	49.7
1/09/2024	18:38	51.2		51.6	50.3
1/09/2024	18:43	50.2		51.2	48.6
1/09/2024	18:48	49.6		51.0	48.4
1/09/2024	18:53	50.7		52.3	49.5
1/09/2024	18:58	50.8		51.6	49.9
		Mean	53.5		
		Maximum	57.5		
		Minimum	50.0		

Station: CM13

Date	Start Time	Leq (5mins)	Leq (30mins)	L10 (5mins)	L90 (5mins)
2/09/2024	7:03	48.0		50.5	44.8
2/09/2024	7:08	47.7		49.9	44.9
2/09/2024	7:13	50.4	51.1	52.8	45.2
2/09/2024	7:18	50.8		54.2	44.9
2/09/2024	7:23	49.5		51.7	44.9
2/09/2024	7:28	55.1		59.5	44.7
2/09/2024	7:33	52.5		53.2	47.5
2/09/2024	7:38	53.5		56.3	48.3
2/09/2024	7:43	55.6	55.6	57.1	49.6
2/09/2024	7:48	52.1		52.9	48.8
2/09/2024	7:53	55.5		57.6	49.4
2/09/2024	7:58	59.6		64.0	50.1
2/09/2024	8:03	59.7		63.8	49.1
2/09/2024	8:08	53.0		57.1	48.1
2/09/2024	8:13	58.6	57.1	58.7	47.8
2/09/2024	8:18	59.5		63.0	48.9
2/09/2024	8:23	52.1		54.5	47.0
2/09/2024	8:28	52.0		55.4	45.9
2/09/2024	8:33	53.9		56.5	48.1
2/09/2024	8:38	48.5		50.6	44.6
2/09/2024	8:43	48.1	56.3	49.3	46.3
2/09/2024	8:48	54.5		58.6	48.6
2/09/2024	8:53	61.0		64.8	55.1
2/09/2024	8:58	58.2		61.7	53.9
2/09/2024	9:03	58.6		62.0	53.1
2/09/2024	9:08	53.6		55.2	51.2
2/09/2024	9:13	60.4	58.6	62.3	58.2
2/09/2024	9:18	62.1		64.9	58.2
2/09/2024	9:23	56.8		58.4	54.7
2/09/2024	9:28	53.3		54.9	51.4
2/09/2024	9:33	51.0		52.4	49.3
2/09/2024	9:38	51.6		53.1	49.8
2/09/2024	9:43	51.6	54.0	52.5	50.5
2/09/2024	9:48	52.6		53.7	51.2
2/09/2024	9:53	57.1		57.2	51.4
2/09/2024	9:58	55.9		57.6	52.9
2/09/2024	10:03	57.0		59.2	52.4
2/09/2024	10:08	57.4		60.1	53.9
2/09/2024	10:13	58.6	58.5	60.3	54.3
2/09/2024	10:18	59.5		61.2	53.1
2/09/2024	10:23	58.7		62.1	54.8
2/09/2024	10:28	59.3		61.3	54.3
2/09/2024	10:33	57.4		59.8	52.9
2/09/2024	10:38	57.8		58.9	54.3
2/09/2024	10:43	58.6	58.0	60.1	54.6
2/09/2024	10:48	59.1		61.5	54.9
2/09/2024	10:53	58.3		60.3	53.8
2/09/2024	10:58	56.5		58.4	51.8
2/09/2024	11:03	56.2		57.8	53.9
2/09/2024	11:08	56.5		58.9	54.3
2/09/2024	11:13	57.4	56.1	58.4	54.6
2/09/2024	11:18	55.3		56.6	53.8
2/09/2024	11:23	55.7		57.5	54.1
2/09/2024	11:28	55.2		56.7	53.8
2/09/2024	11:33	54.5		56.2	53.0
2/09/2024	11:38	56.3		58.2	53.8
2/09/2024	11:43	55.3	56.4	56.8	53.5
2/09/2024	11:48	57.0		58.9	54.3
2/09/2024	11:53	58.0		59.7	55.2
2/09/2024	11:58	56.4		58.8	53.1
2/09/2024	12:03	55.9		57.1	54.1
2/09/2024	12:09	58.3		61.2	53.5
2/09/2024	12:14	57.7	55.7	59.2	52.0
2/09/2024	12:19	52.5		53.4	51.7
2/09/2024	12:24	52.3		53.4	51.5
2/09/2024	12:29	53.3		55.2	51.7
2/09/2024	12:34	52.8		54.3	51.6
2/09/2024	12:39	51.7		52.2	51.2
2/09/2024	12:44	51.8	52.3	52.5	50.9
2/09/2024	12:49	52.6		54.9	51.2
2/09/2024	12:54	51.6		52.3	50.9
2/09/2024	12:59	53.3		55.0	51.4
2/09/2024	13:04	53.9		55.3	52.5
2/09/2024	13:09	55.2		57.1	52.6
2/09/2024	13:14	55.0	54.8	56.9	53.2
2/09/2024	13:19	54.6		55.6	53.4
2/09/2024	13:24	54.6		56.3	52.7
2/09/2024	13:29	55.1		56.4	53.4
2/09/2024	13:34	55.0		55.5	53.1
2/09/2024	13:39	55.4		57.0	53.7
2/09/2024	13:44	56.5	56.3	57.8	54.6
2/09/2024	13:49	56.1		57.7	54.5
2/09/2024	13:54	57.2		59.0	55.3
2/09/2024	13:59	56.9		59.4	54.6
2/09/2024	14:04	54.8		55.9	53.4
2/09/2024	14:09	55.8		58.3	53.4
2/09/2024	14:14	55.6	55.7	56.8	54.1
2/09/2024	14:19	56.1		57.3	54.8
2/09/2024	14:24	55.6		56.9	54.4
2/09/2024	14:29	56.0		57.1	54.7
2/09/2024	14:34	55.8		57.5	53.9
2/09/2024	14:39	56.0		57.7	54.2
2/09/2024	14:44	55.5	55.6	57.1	53.6
2/09/2024	14:49	56.7		59.4	53.9
2/09/2024	14:54	55.3		56.0	53.1
2/09/2024	14:59	53.8		55.2	52.1
2/09/2024	15:04	57.5		62.4	53.1
2/09/2024	15:09	57.6		59.8	53.9
2/09/2024	15:14	56.7	58.2	58.3	54.6
2/09/2024	15:19	59.4		62.5	54.5
2/09/2024	15:24	59.1		60.4	55.9
2/09/2024	15:29	58.1		58.9	56.0
2/09/2024	15:34	58.5		59.9	55.2
2/09/2024	15:39	62.4		65.2	56.7
2/09/2024	15:44	59.3	59.3	61.4	54.8
2/09/2024	15:49	59.9		62.1	55.1
2/09/2024	15:54	56.1		58.0	54.1
2/09/2024	15:59	56.7		58.8	54.3
2/09/2024	16:04	55.8		57.7	53.6
2/09/2024	16:09	55.8		57.1	54.5
2/09/2024	16:14	54.8	55.9	55.6	54.1
2/09/2024	16:19	56.3		57.5	54.4
2/09/2024	16:24	56.3		57.7	54.7
2/09/2024	16:29	56.3		58.6	54.3
2/09/2024	16:34	56.9		58.6	54.6
2/09/2024	16:39	61.2		64.7	55.2
2/09/2024	16:44	59.4	57.9	61.6	53.6
2/09/2024	16:49	54.7		55.6	53.2
2/09/2024	16:54	55.3		57.0	53.3
2/09/2024	16:59	55.6		56.9	53.5
2/09/2024	17:04	57.3		59.1	54.5
2/09/2024	17:09	55.5		56.3	54.3
2/09/2024	17:14	55.5	56.3	56.5	54.4
2/09/2024	17:19	57.2		61.2	54.7
2/09/2024	17:24	56.2		58.9	54.1
2/09/2024	17:29	55.4		57.2	53.5
2/09/2024	17:34	56.4		58.4	53.8
2/09/2024	17:39	56.1		58.1	53.2
2/09/2024	17:44	55.8	56.0	58.7	53.0
2/09/2024	17:49	54.7		56.8	52.3
2/09/2024	17:54	56.4		57.7	53.0
2/09/2024	17:59	56.6		56.7	53.0
2/09/2024	18:04	54.7		56.0	53.2
2/09/2024	18:09	54.1		55.4	52.6
2/09/2024	18:14	55.2	54.2	57.6	52.9
2/09/2024	18:19	53.2		54.0	52.4
2/09/2024	18:24	53.5		54.7	52.4
2/09/2024	18:29	54.2		56.4	52.2
2/09/2024	18:34	54.0		55.4	51.9
2/09/2024	18:39	53.8		56.1	51.0
2/09/2024	18:44	54.4		55.1	53.6
2/09/2024	18:49	54.2		54.8	53.7
2/09/2024	18:54	54.7		55.5	54.0
2/09/2024	18:59	54.1		55.1	53.4
		Mean	56.1		
		Maximum	59.3		
		Minimum	51.1		

Date	Start Time	Leq (5mins)	Leq (30mins)	L10 (5mins)	L90 (5mins)
3/09/2024	7:04	53.6		55.9	49.7
3/09/2024	7:09	54.6		57.4	50.5
3/09/2024	7:14	55.3	55.2	57.9	51.2
3/09/2024	7:19	54.9		57.4	51.2
3/09/2024	7:24	56.5		59.4	53.0
3/09/2024	7:29	55.9		58.5	51.6
3/09/2024	7:34	55.0		57.0	51.7
3/09/2024	7:39	56.2		59.0	51.7
3/09/2024	7:44	58.7	56.7	59.4	52.3
3/09/2024	7:49	58.0		60.1	52.2
3/09/2024	7:54	55.3		58.1	51.2
3/09/2024	7:59	55.7		58.3	52.2
3/09/2024	8:04	56.8		59.3	52.5
3/09/2024	8:09	58.3		60.6	52.2
3/09/2024	8:14	62.4	58.3	66.7	53.2
3/09/2024	8:19	53.6		55.4	51.1
3/09/2024	8:24	55.3		57.8	51.9
3/09/2024	8:29	58.0		61.8	51.7
3/09/2024	8:34	56.8		58.8	52.8
3/09/2024	8:39	55.6		58.4	50.7
3/09/2024	8:44	56.5	56.3	58.9	52.9
3/09/2024	8:49	54.4		56.6	51.3
3/09/2024	8:54	57.3		57.6	51.9
3/09/2024	8:59	56.8		59.1	53.1
3/09/2024	9:04	59.0		61.6	54.7
3/09/2024	9:09	57.3		59.4	54.2
3/09/2024	9:14	57.2	57.7	59.7	53.4
3/09/2024	9:19	57.7		58.0	53.4
3/09/2024	9:24	57.4		59.3	54.6
3/09/2024	9:29	57.6		60.2	54.1
3/09/2024	9:34	56.8		58.9	54.3
3/09/2024	9:39	57.1		58.4	54.5
3/09/2024	9:44	58.2	57.6	60.3	55.3
3/09/2024	9:49	57.2		58.8	55.5
3/09/2024	9:54	58.8		60.7	55.3
3/09/2024	9:59	57.1		58.7	55.2
3/09/2024	10:04	57.0		59.1	55.1
3/09/2024	10:09	58.3		58.9	55.2
3/09/2024	10:14	56.7	56.7	58.7	54.2
3/09/2024	10:19	55.6		57.2	53.7
3/09/2024	10:24	55.4		56.9	53.7
3/09/2024	10:29	56.4		57.9	54.8
3/09/2024	10:34	55.8		58.3	53.4
3/09/2024	10:39	56.1		59.1	54.3
3/09/2024	10:44	57.9	57.7	59.5	54.7
3/09/2024	10:49	58.0		60.2	55.1
3/09/2024	10:54	60.2		60.7	54.3
3/09/2024	10:59	56.6		58.0	53.6
3/09/2024	11:04	56.2		57.7	54.5
3/09/2024	11:09	55.7		57.4	53.6
3/09/2024	11:14	54.7	56.0	56.1	52.8
3/09/2024	11:19	55.6		57.9	53.2
3/09/2024	11:24	57.5		58.9	54.2
3/09/2024	11:29	55.9		57.5	53.8
3/09/2024	11:34	55.5		57.5	53.6
3/09/2024	11:39	57.3		59.3	55.3
3/09/2024	11:44	55.2	55.5	57.8	52.7
3/09/2024	11:49	54.3		55.8	52.5
3/09/2024	11:54	55.3		57.4	52.4
3/09/2024	11:59	55.0		57.3	52.0
3/09/2024	12:04	55.8		57.2	52.8
3/09/2024	12:09	56.7		58.8	52.6
3/09/2024	12:14	52.1	54.2	53.3	51.0
3/09/2024	12:19	52.3		53.3	50.4
3/09/2024	12:24	53.0		54.3	50.9
3/09/2024	12:29	52.8		53.4	51.5
3/09/2024	12:34	53.3		54.8	51.9
3/09/2024	12:39	53.0		54.2	51.6
3/09/2024	12:44	53.4	53.7	55.5	51.7
3/09/2024	12:49	54.1		56.4	51.3
3/09/2024	12:54	53.8		55.7	51.7
3/09/2024	12:59	54.2		55.1	51.2
3/09/2024	13:04	53.3		54.3	50.7
3/09/2024	13:09	52.4		54.2	50.6
3/09/2024	13:14	53.8	53.3	55.5	51.6
3/09/2024	13:19	54.0		56.9	50.9
3/09/2024	13:24	53.0		54.6	50.9
3/09/2024	13:29	53.2		55.5	50.7
3/09/2024	13:34	58.4		60.7	54.4
3/09/2024	13:39	55.4		56.9	53.3
3/09/2024	13:44	55.1	55.6	56.7	52.6
3/09/2024	13:49	54.9		57.3	52.2
3/09/2024	13:54	54.1		54.3	51.5
3/09/2024	13:59	53.6		54.9	51.9
3/09/2024	14:04	55.3		57.9	52.4
3/09/2024	14:09	54.2		55.5	52.8
3/09/2024	14:14	53.8	54.7	55.2	52.0
3/09/2024	14:19	54.6		56.3	52.4
3/09/2024	14:24	55.0		57.0	52.5
3/09/2024	14:29	55.3		56.6	51.6
3/09/2024	14:34	54.3		56.4	51.7
3/09/2024	14:39	58.0		58.8	52.4
3/09/2024	14:44	57.1	57.5	58.4	55.5
3/09/2024	14:49	58.2		60.1	56.2
3/09/2024	14:54	57.8		59.0	56.3
3/09/2024	14:59	58.2		60.0	56.2
3/09/2024	15:04	61.7		64.7	57.5
3/09/2024	15:09	62.8		64.8	57.5
3/09/2024	15:14	59.0	60.8	61.0	56.1
3/09/2024	15:19	60.3		64.7	56.4
3/09/2024	15:24	58.4		59.9	56.6
3/09/2024	15:29	60.9		64.2	54.4
3/09/2024	15:34	55.7		56.3	51.8
3/09/2024	15:39	54.3		56.1	51.2
3/09/2024	15:44	52.6	54.2	54.3	51.1
3/09/2024	15:49	53.9		55.3	51.4
3/09/2024	15:54	54.0		55.6	51.4
3/09/2024	15:59	54.1		54.8	51.7
3/09/2024	16:04	53.5		55.3	51.1
3/09/2024	16:09	55.2		56.4	52.2
3/09/2024	16:14	55.0	57.3	57.3	52.0
3/09/2024	16:19	57.6		61.0	52.7
3/09/2024	16:24	60.8		64.3	55.2
3/09/2024	16:29	57.8		60.4	52.7
3/09/2024	16:34	53.5		55.0	52.0
3/09/2024	16:39	54.7		56.5	51.2
3/09/2024	16:44	50.6	52.7	52.4	49.0
3/09/2024	16:49	50.5		52.0	49.0
3/09/2024	16:54	54.0		56.9	48.6
3/09/2024	16:59	50.7		52.3	48.9
3/09/2024	17:04	52.1		54.9	49.3
3/09/2024	17:09	53.4		56.4	49.4
3/09/2024	17:14	54.8	52.6	57.5	49.3
3/09/2024	17:19	51.9		54.2	49.2
3/09/2024	17:24	51.1		53.6	48.5
3/09/2024	17:29	50.6		51.9	48.6
3/09/2024	17:34	49.3		50.5	47.4
3/09/2024	17:39	51.2		53.6	47.4
3/09/2024	17:44	49.5	54.1	51.2	47.2
3/09/2024	17:49	52.1		55.3	47.7
3/09/2024	17:54	58.0		60.7	50.3
3/09/2024	17:59	56.6		57.6	55.4
3/09/2024	18:04	58.5		59.0	56.7
3/09/2024	18:09	58.1		58.9	56.7
3/09/2024	18:14	57.0	57.7	58.0	56.0
3/09/2024	18:19	57.4		58.1	56.7
3/09/2024	18:24	57.5		58.1	56.5
3/09/2024	18:29	57.6		58.2	57.1
3/09/2024	18:34	57.4		58.1	56.5
3/09/2024	18:39	57.9		58.5	57.1
3/09/2024	18:44	58.3	57.6	58.9	57.3
3/09/2024	18:49	57.6		58.4	57.0
3/09/2024	18:54	57.0		57.7	56.5
3/09/2024	18:59	57.0		57.7	56.1
		Mean	56.0		
		Maximum	60.8		
		Minimum	52.6		

Station: CM13

Date	Start Time	Leq (5mins)	Leq (30mins)	L10 (5mins)	L90 (5mins)
4/09/2024	7:04	50.9		52.0	49.4
4/09/2024	7:09	49.3		52.0	45.2
4/09/2024	7:14	47.7	49.0	48.5	44.1
4/09/2024	7:19	49.6		54.1	44.4
4/09/2024	7:24	48.8		52.8	45.1
4/09/2024	7:29	46.0		47.2	44.3
4/09/2024	7:34	51.3		51.4	44.5
4/09/2024	7:39	47.6		49.1	45.4
4/09/2024	7:44	48.9	53.3	51.3	45.7
4/09/2024	7:49	56.0		57.0	44.8
4/09/2024	7:54	56.3		56.7	46.3
4/09/2024	7:59	52.5		55.5	47.5
4/09/2024	8:04	51.7		53.8	46.9
4/09/2024	8:09	55.9		56.6	50.7
4/09/2024	8:14	63.9	59.9	67.3	55.4
4/09/2024	8:19	62.3		65.3	54.0
4/09/2024	8:24	57.9		59.0	51.3
4/09/2024	8:29	57.4		60.8	50.9
4/09/2024	8:34	57.8		61.0	52.8
4/09/2024	8:39	54.8		56.5	52.4
4/09/2024	8:44	56.4	56.9	58.7	52.4
4/09/2024	8:49	56.0		57.9	53.3
4/09/2024	8:54	58.5		61.4	53.8
4/09/2024	8:59	57.0		58.4	54.1
4/09/2024	9:04	59.2		59.9	54.9
4/09/2024	9:09	55.9		58.2	52.9
4/09/2024	9:14	56.9	57.0	58.7	54.3
4/09/2024	9:19	56.3		57.9	54.0
4/09/2024	9:24	56.5		58.0	53.8
4/09/2024	9:29	56.4		58.3	52.8
4/09/2024	9:34	55.2		56.0	52.6
4/09/2024	9:39	56.8		58.2	53.5
4/09/2024	9:44	56.2	57.1	57.2	55.3
4/09/2024	9:49	56.1		57.0	54.8
4/09/2024	9:54	57.5		58.9	55.8
4/09/2024	9:59	59.4		60.8	56.0
4/09/2024	10:04	57.5		59.1	55.5
4/09/2024	10:09	59.9		62.7	55.4
4/09/2024	10:14	60.5	58.9	62.8	57.4
4/09/2024	10:19	57.4		58.7	56.2
4/09/2024	10:24	59.6		59.9	56.5
4/09/2024	10:29	57.3		58.5	55.9
4/09/2024	10:34	57.8		58.8	56.3
4/09/2024	10:39	57.9		59.5	55.6
4/09/2024	10:44	57.9	57.1	59.6	55.7
4/09/2024	10:49	57.4		58.3	56.0
4/09/2024	10:54	56.1		58.0	53.8
4/09/2024	10:59	54.5		55.8	53.2
4/09/2024	11:04	55.5		56.4	53.7
4/09/2024	11:09	55.3		56.4	53.9
4/09/2024	11:14	56.1	55.4	57.0	54.9
4/09/2024	11:19	55.8		56.7	54.1
4/09/2024	11:24	55.2		58.9	51.3
4/09/2024	11:29	54.0		54.9	51.3
4/09/2024	11:34	54.5		55.7	53.2
4/09/2024	11:39	54.6		56.1	52.7
4/09/2024	11:44	54.1	54.0	55.5	52.5
4/09/2024	11:49	53.0		54.2	51.8
4/09/2024	11:54	53.6		55.2	52.2
4/09/2024	11:59	54.2		55.2	53.0
4/09/2024	12:04	54.1		55.2	52.4
4/09/2024	12:09	54.4		57.1	52.2
4/09/2024	12:14	56.6	55.6	60.6	52.0
4/09/2024	12:19	57.1		59.6	52.2
4/09/2024	12:24	53.7		54.7	52.2
4/09/2024	12:29	56.2		58.0	54.2
4/09/2024	12:34	56.3		58.0	52.7
4/09/2024	12:39	53.2		54.4	51.6
4/09/2024	12:44	54.8	54.8	56.5	53.1
4/09/2024	12:49	53.8		54.8	52.7
4/09/2024	12:54	53.9		54.9	52.7
4/09/2024	12:59	56.1		58.5	53.1
4/09/2024	13:04	56.3		58.7	53.1
4/09/2024	13:09	54.7		55.6	53.8
4/09/2024	13:14	55.7	55.2	56.9	54.4
4/09/2024	13:19	54.9		56.6	53.3
4/09/2024	13:24	54.5		55.2	53.7
4/09/2024	13:29	54.9		56.2	53.6
4/09/2024	13:34	53.6		54.5	52.6
4/09/2024	13:39	54.6		55.8	52.9
4/09/2024	13:44	55.4	56.1	56.8	53.3
4/09/2024	13:49	58.2		59.1	53.7
4/09/2024	13:54	54.5		55.7	53.0
4/09/2024	13:59	58.2		61.4	53.3
4/09/2024	14:04	59.4		59.5	55.6
4/09/2024	14:09	62.3		63.5	54.5
4/09/2024	14:14	60.3	61.3	62.9	55.9
4/09/2024	14:19	60.3		62.2	56.7
4/09/2024	14:24	63.4		65.0	56.8
4/09/2024	14:29	60.9		62.6	58.5
4/09/2024	14:34	61.4		63.5	57.7
4/09/2024	14:39	60.8		63.2	57.9
4/09/2024	14:44	57.5	59.6	59.4	55.3
4/09/2024	14:49	56.2		57.6	53.8
4/09/2024	14:54	60.1		62.0	54.2
4/09/2024	14:59	59.7		59.8	53.4
4/09/2024	15:04	56.2		58.1	53.7
4/09/2024	15:09	55.3		56.1	53.1
4/09/2024	15:14	56.5		58.2	52.3
		Mean	56.3		
		Maximum	61.3		
		Minimum	49.0		

Date	Start Time	Leq (5mins)	Leq (30mins)	L10 (5mins)	L90 (5mins)
9/09/2024	13:12	65.5		68.4	44.5
9/09/2024	13:17	46.0		47.4	44.4
9/09/2024	13:22	47.5	58.1	50.0	44.7
9/09/2024	13:27	48.5		52.1	44.8
9/09/2024	13:32	49.5		51.4	44.1
9/09/2024	13:37	46.4		47.8	44.5
9/09/2024	13:42	46.0		47.2	44.6
9/09/2024	13:47	45.9		47.5	44.2
9/09/2024	13:52	51.8	49.3	55.0	46.1
9/09/2024	13:57	51.8		54.9	44.6
9/09/2024	14:02	46.0		47.5	44.0
9/09/2024	14:07	49.3		53.5	44.0
9/09/2024	14:12	53.0		57.7	43.8
9/09/2024	14:17	46.3		48.5	43.7
9/09/2024	14:22	46.8	49.7	48.2	44.1
9/09/2024	14:27	47.7		49.6	44.0
9/09/2024	14:32	48.0		51.0	44.5
9/09/2024	14:37	51.6		54.6	45.7
9/09/2024	14:42	51.3		54.0	47.1
9/09/2024	14:47	53.2		56.7	46.2
9/09/2024	14:52	47.6	51.0	50.4	44.8
9/09/2024	14:57	50.6		54.2	44.5
9/09/2024	15:02	52.8		56.5	44.5
9/09/2024	15:07	46.1		48.0	44.3
9/09/2024	15:12	48.8		52.6	43.8
9/09/2024	15:17	46.5		49.0	43.7
9/09/2024	15:22	51.5	48.2	55.3	44.8
9/09/2024	15:27	46.8		49.2	43.6
9/09/2024	15:32	44.4		45.2	42.9
9/09/2024	15:37	47.5		49.1	43.8
9/09/2024	15:42	45.4		47.3	43.5
9/09/2024	15:47	47.8		50.7	43.6
9/09/2024	15:52	52.1	51.3	54.0	45.9
9/09/2024	15:57	56.0		59.2	43.8
9/09/2024	16:02	48.2		51.1	44.1
9/09/2024	16:07	49.6		50.7	45.2
9/09/2024	16:12	48.8		51.0	44.5
9/09/2024	16:17	46.1		48.5	44.1
9/09/2024	16:22	48.2	47.1	49.6	43.9
9/09/2024	16:27	45.9		47.3	44.1
9/09/2024	16:32	46.0		47.3	44.0
9/09/2024	16:37	46.7		47.8	43.9
9/09/2024	16:42	49.5		52.0	44.3
9/09/2024	16:47	49.8		52.7	44.0
9/09/2024	16:52	53.1	50.1	57.3	44.4
9/09/2024	16:57	49.0		52.6	44.7
9/09/2024	17:02	47.8		50.2	44.5
9/09/2024	17:07	49.2		52.2	44.4
9/09/2024	17:12	47.0		48.7	43.0
9/09/2024	17:17	46.6		48.8	42.7
9/09/2024	17:22	62.1	55.1	65.2	43.4
9/09/2024	17:27	48.5		51.4	43.2
9/09/2024	17:32	51.0		54.8	43.2
9/09/2024	17:37	45.9		46.8	40.7
9/09/2024	17:42	44.1		44.9	39.2
9/09/2024	17:47	46.4		48.9	40.3
9/09/2024	17:52	47.2	49.4	51.0	40.5
9/09/2024	17:57	48.0		48.9	39.9
9/09/2024	18:02	47.4		51.0	40.6
9/09/2024	18:07	54.5		55.9	41.2
9/09/2024	18:12	51.4		51.9	40.4
9/09/2024	18:17	45.3		48.4	39.2
9/09/2024	18:22	41.2	45.9	43.2	37.9
9/09/2024	18:27	40.9		43.6	37.4
9/09/2024	18:32	42.4		45.2	38.4
9/09/2024	18:37	42.3		44.6	38.1
9/09/2024	18:42	42.4		42.8	37.5
9/09/2024	18:47	43.8		46.7	38.9
9/09/2024	18:52	43.0		44.7	39.1
9/09/2024	18:57	41.8		42.8	40.7
		Mean	50.5		
		Maximum	58.1		
		Minimum	45.9		

Station: CM13

Date	Start Time	Leq (5mins)	Leq (30mins)	L10 (5mins)	L90 (5mins)
10/09/2024	7:02	42.1	46.6	43.8	38.1
10/09/2024	7:07	48.0		48.8	38.4
10/09/2024	7:12	51.4		52.6	39.0
10/09/2024	7:17	42.8		44.5	38.5
10/09/2024	7:22	41.2		42.1	36.3
10/09/2024	7:27	44.0		45.9	39.4
10/09/2024	7:32	42.1	49.3	44.3	37.3
10/09/2024	7:37	49.5		50.8	39.4
10/09/2024	7:42	43.0		46.0	37.9
10/09/2024	7:47	44.7		48.0	39.3
10/09/2024	7:52	50.0		50.6	39.6
10/09/2024	7:57	54.0		57.7	39.6
10/09/2024	8:02	45.7	43.3	46.7	39.7
10/09/2024	8:07	43.3		46.0	39.5
10/09/2024	8:12	43.3		46.0	38.4
10/09/2024	8:17	43.1		44.8	39.3
10/09/2024	8:22	41.9		44.1	38.0
10/09/2024	8:27	41.1		44.0	36.7
10/09/2024	8:32	42.8	43.6	45.7	39.2
10/09/2024	8:37	44.3		47.3	39.2
10/09/2024	8:42	45.4		48.4	40.4
10/09/2024	8:47	42.0		44.7	38.0
10/09/2024	8:52	42.5		44.6	39.0
10/09/2024	8:57	43.4		45.9	39.0
10/09/2024	9:02	45.3	47.7	48.3	38.4
10/09/2024	9:07	48.5		52.0	39.9
10/09/2024	9:12	49.0		50.2	42.1
10/09/2024	9:17	49.9		53.0	43.5
10/09/2024	9:22	44.7		46.5	42.4
10/09/2024	9:27	46.3		46.5	42.6
10/09/2024	9:32	46.7	49.1	49.6	42.4
10/09/2024	9:37	50.9		52.6	48.2
10/09/2024	9:42	49.3		52.5	42.5
10/09/2024	9:47	47.2		50.0	43.5
10/09/2024	9:52	49.3		50.7	43.6
10/09/2024	9:57	49.7		51.1	43.3
10/09/2024	10:02	48.8	48.1	51.5	43.8
10/09/2024	10:07	48.4		51.1	43.1
10/09/2024	10:12	47.6		49.7	42.4
10/09/2024	10:17	48.7		51.4	44.2
10/09/2024	10:22	48.0		50.6	43.5
10/09/2024	10:27	46.4		49.0	43.0
10/09/2024	10:32	45.4	54.9	47.7	42.7
10/09/2024	10:37	48.4		52.2	43.3
10/09/2024	10:42	52.2		53.9	43.5
10/09/2024	10:47	47.5		48.5	44.2
10/09/2024	10:52	48.9		50.9	44.2
10/09/2024	10:57	61.6		65.1	43.1
10/09/2024	11:02	46.8	47.5	49.3	42.0
10/09/2024	11:07	47.3		49.4	42.4
10/09/2024	11:12	49.7		51.1	41.4
10/09/2024	11:17	44.3		45.9	42.0
10/09/2024	11:22	47.3		49.2	41.5
10/09/2024	11:27	48.0		51.9	41.4
10/09/2024	11:32	45.4	51.6	48.7	41.7
10/09/2024	11:37	43.6		46.3	41.0
10/09/2024	11:42	44.2		46.1	41.1
10/09/2024	11:47	45.4		46.1	41.5
10/09/2024	11:52	57.0		59.3	42.3
10/09/2024	11:57	53.8		57.4	42.6
10/09/2024	12:02	46.0	45.9	48.0	42.3
10/09/2024	12:07	44.9		45.7	42.1
10/09/2024	12:12	47.8		48.5	42.0
10/09/2024	12:17	45.4		47.5	42.2
10/09/2024	12:22	45.4		48.3	41.3
10/09/2024	12:27	44.9		46.5	41.4
10/09/2024	12:32	44.3	44.0	46.7	42.1
10/09/2024	12:37	43.9		44.6	42.1
10/09/2024	12:42	43.8		44.9	41.9
10/09/2024	12:47	44.5		45.9	41.7
10/09/2024	12:52	43.6		44.5	41.7
10/09/2024	12:57	43.8		45.4	41.6
10/09/2024	13:02	44.7	45.2	46.9	41.9
10/09/2024	13:07	44.2		45.6	41.9
10/09/2024	13:12	44.8		47.0	42.1
10/09/2024	13:17	44.6		45.9	42.5
10/09/2024	13:22	46.1		48.7	43.3
10/09/2024	13:27	46.2		47.7	42.7
10/09/2024	13:32	46.5	54.4	49.4	42.5
10/09/2024	13:37	46.0		48.8	42.7
10/09/2024	13:42	53.6		59.0	43.4
10/09/2024	13:47	53.3		56.0	42.9
10/09/2024	13:52	57.8		58.6	56.7
10/09/2024	13:57	57.1		57.8	56.4
10/09/2024	14:02	58.6	58.9	60.0	56.4
10/09/2024	14:07	57.2		58.0	56.2
10/09/2024	14:12	60.3		63.2	56.0
10/09/2024	14:17	61.6		64.8	55.7
10/09/2024	14:22	56.7		57.7	55.5
10/09/2024	14:27	56.3		57.4	55.3
10/09/2024	14:32	56.9	57.0	57.1	55.3
10/09/2024	14:37	57.2		58.4	55.7
10/09/2024	14:42	57.1		58.0	55.6
10/09/2024	14:47	56.9		57.4	55.6
10/09/2024	14:52	56.4		57.2	55.5
10/09/2024	14:57	57.6		60.5	55.3
10/09/2024	15:02	56.8	57.6	57.8	55.4
10/09/2024	15:07	57.8		58.7	55.7
10/09/2024	15:12	56.2		57.0	55.4
10/09/2024	15:17	59.0		60.4	55.3
10/09/2024	15:22	56.7		58.0	55.3
10/09/2024	15:27	58.4		61.4	55.5
10/09/2024	15:32	56.7	54.6	58.7	55.1
10/09/2024	15:37	56.0		57.0	55.2
10/09/2024	15:42	57.2		57.9	46.5
10/09/2024	15:47	50.2		52.1	42.5
10/09/2024	15:52	53.0		56.1	42.0
10/09/2024	15:57	44.0		46.1	41.8
10/09/2024	16:02	44.4	48.1	46.1	41.8
10/09/2024	16:07	46.5		50.3	41.8
10/09/2024	16:12	49.7		50.8	41.7
10/09/2024	16:17	43.3		44.3	41.5
10/09/2024	16:22	52.0		53.2	41.3
10/09/2024	16:27	46.1		48.3	42.1
10/09/2024	16:32	43.8	49.6	45.2	42.1
10/09/2024	16:37	47.6		48.6	42.6
10/09/2024	16:42	53.0		54.6	43.3
10/09/2024	16:47	52.6		58.4	44.6
10/09/2024	16:52	47.5		51.4	41.5
10/09/2024	16:57	44.1		46.4	41.8
10/09/2024	17:02	43.6	43.2	45.4	41.4
10/09/2024	17:07	45.0		45.2	41.7
10/09/2024	17:12	42.7		44.5	39.2
10/09/2024	17:17	42.7		44.6	39.3
10/09/2024	17:22	41.5		43.4	39.5
10/09/2024	17:27	42.7		45.4	39.1
10/09/2024	17:32	49.4	44.6	59.3	40.5
10/09/2024	17:37	42.3		44.3	39.6
10/09/2024	17:42	42.0		44.1	39.6
10/09/2024	17:47	42.6		44.6	39.8
10/09/2024	17:52	42.4		44.5	39.8
10/09/2024	17:57	42.9		45.0	39.6
10/09/2024	18:02	44.3	44.0	46.5	39.5
10/09/2024	18:07	45.9		46.4	39.5
10/09/2024	18:12	42.3		43.8	39.7
10/09/2024	18:17	44.3		45.5	38.8
10/09/2024	18:22	41.2		43.5	37.5
10/09/2024	18:27	44.2		44.6	38.5
10/09/2024	18:32	44.3	42.4	45.8	42.6
10/09/2024	18:37	44.4		48.0	37.5
10/09/2024	18:42	41.0		43.6	37.6
10/09/2024	18:47	41.1		42.3	36.9
10/09/2024	18:52	40.9		43.2	37.1
10/09/2024	18:57	41.0		42.8	37.5
		Mean	48.8		
		Maximum	58.9		
		Minimum	42.4		

Date	Start Time	Leq (5mins)	Leq (30mins)	L10 (5mins)	L90 (5mins)
11/09/2024	7:02	41.3	44.9	43.5	36.8
11/09/2024	7:07	47.0		47.3	37.6
11/09/2024	7:12	42.7		43.2	35.8
11/09/2024	7:17	47.5		48.2	37.8
11/09/2024	7:22	41.7		43.6	36.5
11/09/2024	7:27	45.3		48.3	36.4
11/09/2024	7:32	42.7	44.8	44.6	37.7
11/09/2024	7:37	44.1		46.9	38.6
11/09/2024	7:42	45.5		47.9	38.4
11/09/2024	7:47	43.5		46.9	36.8
11/09/2024	7:52	46.3		48.8	39.6
11/09/2024	7:57	45.5		49.2	38.1
11/09/2024	8:02	44.5	47.6	48.2	38.9
11/09/2024	8:07	44.7		46.4	37.6
11/09/2024	8:12	53.6		57.5	39.2
11/09/2024	8:17	45.0		48.7	38.1
11/09/2024	8:22	41.3		43.5	38.1
11/09/2024	8:27	41.9		44.3	37.6
11/09/2024	8:32	42.2	42.7	46.2	37.7
11/09/2024	8:37	41.5		43.1	37.1
11/09/2024	8:42	40.6		42.9	36.1
11/09/2024	8:47	45.3		48.6	38.5
11/09/2024	8:52	41.9		44.1	37.0
11/09/2024	8:57	42.9		45.0	36.8
11/09/2024	9:02	57.7	51.5	63.7	37.7
11/09/2024	9:07	48.5		51.1	40.0
11/09/2024	9:12	45.6		47.7	41.8
11/09/2024	9:17	47.7		49.7	44.7
11/09/2024	9:22	47.9		48.3	41.6
11/09/2024	9:27	45.6		46.3	42.0
11/09/2024	9:32	45.9	47.6	48.2	42.0
11/09/2024	9:37	47.7		48.3	42.8
11/09/2024	9:42	47.8		48.2	41.6
11/09/2024	9:47	48.0		50.9	41.8
11/09/2024	9:52	45.5		48.2	41.5
11/09/2024	9:57	49.5		50.0	42.9
11/09/2024	10:02	52.3	50.1	53.1	41.9
11/09/2024	10:07	46.9		49.5	43.0
11/09/2024	10:12	47.2		49.5	42.8
11/09/2024	10:17	48.9		50.3	42.8
11/09/2024	10:22	53.1		57.8	43.1
11/09/2024	10:27	47.9		50.2	43.0
11/09/2024	10:32	47.9	52.6	49.4	41.8
11/09/2024	10:37	44.4		46.7	41.3
11/09/2024	10:42	59.0		59.3	42.9
11/09/2024	10:47	48.8		52.5	43.6
11/09/2024	10:52	49.1		51.2	45.2
11/09/2024	10:57	47.0		49.0	43.9
11/09/2024	11:02	51.1	54.9	51.2	42.1
11/09/2024	11:07	56.0		59.1	43.6
11/09/2024	11:12	46.3		49.2	41.9
11/09/2024	11:17	59.0		63.9	42.9
11/09/2024	11:22	54.1		55.9	52.3
11/09/2024	11:27	53.7		55.5	52.3
11/09/2024	11:32	56.3	55.2	58.2	52.7
11/09/2024	11:37	57.5		59.0	53.1
11/09/2024	11:42	54.6		56.1	52.7
11/09/2024	11:47	53.3		54.2	52.2
11/09/2024	11:52	53.8		54.9	51.9
11/09/2024	11:57	53.8		55.3	52.3
11/09/2024	12:02	55.6	56.4	57.8	52.6
11/09/2024	12:07	55.6		57.9	52.3
11/09/2024	12:12	55.5		57.4	52.6
11/09/2024	12:17	56.5		58.1	53.7
11/09/2024	12:22	56.5		59.1	53.0
11/09/2024	12:27	58.0		61.0	52.9
11/09/2024	12:32	56.0	55.9	58.3	53.5
11/09/2024	12:37	55.5		57.7	52.7
11/09/2024	12:42	56.1		58.8	53.3
11/09/2024	12:47	55.3		57.4	52.4
11/09/2024	12:52	56.6		58.5	53.9
11/09/2024	12:57	56.0		58.4	53.0
11/09/2024	13:02	54.9	59.4	56.6	52.9
11/09/2024	13:07	57.6		59.7	54.5
11/09/2024	13:12	59.6		62.5	54.9
11/09/2024	13:17	60.1		62.5	55.0
11/09/2024	13:22	59.4		61.9	55.2
11/09/2024	13:27	61.7		64.4	57.3
11/09/2024	13:32	60.4		63.3	57.1
11/09/2024	13:37	58.0		59.8	55.1
11/09/2024	13:42	56.8		59.0	53.6
11/09/2024	13:47	57.3		59.7	53.3
11/09/2024	13:52	59.2		61.8	53.9
		Mean	51.0		
		Maximum	59.4		
		Minimum	42.7		

Summary of Noise Monitoring Results during 07:00 - 19:00 at CM13	
	Leq (30mins)
Mean	54.4
Maximum	66.7
Minimum	42.4

Note:

1. The Leq (5mins) values within the time slots that do not have six consecutive Leq (5mins) values are not included in calculation of Leq (30mins).
2. Data gaps appear starting from the afternoon on 4 September 2024 to the morning on 9 September 2024 during the suspension of monitoring due to the super typhoon Yagi.
3. Short periods of data gaps in tables are due to suspension of monitoring during replacement of batteries for the sound level meter.

Station: CM13

Date	Start Time	Leq (5mins)	Leq (30mins)	L10 (5mins)	L90 (5mins)
23/08/2024	19:04	54.7	54.3	55.7	53.5
23/08/2024	19:09	54.6		55.3	53.3
23/08/2024	19:14	54.5		55.3	53.4
23/08/2024	19:19	54.2		55.2	52.8
23/08/2024	19:24	53.6		54.5	52.7
23/08/2024	19:29	54.0		54.8	52.9
23/08/2024	19:34	54.4	54.6	55.3	53.5
23/08/2024	19:39	54.6		55.5	53.7
23/08/2024	19:44	54.1		54.7	53.4
23/08/2024	19:49	55.0		55.2	53.3
23/08/2024	19:54	54.7		55.5	53.9
23/08/2024	19:59	54.6		55.9	52.9
23/08/2024	20:04	54.2	54.0	55.2	53.1
23/08/2024	20:09	54.1		55.1	52.8
23/08/2024	20:14	53.4		54.3	52.6
23/08/2024	20:19	53.2		53.9	52.4
23/08/2024	20:24	54.8		57.0	52.9
23/08/2024	20:29	54.2		55.1	53.3
23/08/2024	20:34	56.2	52.9	58.2	53.4
23/08/2024	20:39	54.2		55.2	53.2
23/08/2024	20:44	51.0		52.8	50.0
23/08/2024	20:49	51.7		53.3	50.1
23/08/2024	20:54	51.0		52.1	49.6
23/08/2024	20:59	50.1		51.1	49.5
23/08/2024	21:04	50.0	49.5	50.4	49.3
23/08/2024	21:09	49.4		49.9	48.8
23/08/2024	21:14	49.6		50.1	49.2
23/08/2024	21:19	49.3		49.8	48.9
23/08/2024	21:24	49.4		49.9	49.0
23/08/2024	21:29	49.5		50.1	48.9
23/08/2024	21:34	49.4	50.0	49.8	49.1
23/08/2024	21:39	50.8		52.5	49.3
23/08/2024	21:44	49.9		50.2	49.5
23/08/2024	21:49	50.1		50.5	49.7
23/08/2024	21:54	49.8		50.3	49.3
23/08/2024	21:59	49.6		50.0	49.1
23/08/2024	22:04	50.0	49.6	50.4	49.6
23/08/2024	22:09	49.4		49.8	49.0
23/08/2024	22:14	49.5		49.8	49.2
23/08/2024	22:19	49.4		49.7	49.1
23/08/2024	22:24	49.5		49.9	49.0
23/08/2024	22:29	49.9		50.5	49.1
23/08/2024	22:34	49.6	49.3	51.1	48.5
23/08/2024	22:39	49.5		51.2	48.3
23/08/2024	22:44	49.9		50.5	48.8
23/08/2024	22:49	49.0		49.5	48.5
23/08/2024	22:54	49.1		49.5	48.7
23/08/2024	22:59	48.9		49.2	48.6
		Mean	51.8		
		Maximum	54.6		
		Minimum	49.3		

Date	Start Time	Leq (5mins)	Leq (30mins)	L10 (5mins)	L90 (5mins)
24/08/2024	19:04	53.5	54.5	55.1	51.7
24/08/2024	19:09	54.0		56.0	51.9
24/08/2024	19:14	54.1		55.5	52.5
24/08/2024	19:19	56.1		58.7	52.7
24/08/2024	19:24	54.5		56.4	52.5
24/08/2024	19:29	54.3		55.8	52.6
24/08/2024	19:34	54.3	54.6	55.9	52.5
24/08/2024	19:39	54.6		55.8	53.5
24/08/2024	19:44	54.4		55.2	53.5
24/08/2024	19:49	54.6		55.6	53.5
24/08/2024	19:54	54.7		55.3	53.5
24/08/2024	19:59	54.8		55.9	53.5
24/08/2024	20:04	54.9	58.6	56.0	53.9
24/08/2024	20:09	54.5		55.2	53.8
24/08/2024	20:14	59.2		60.5	53.3
24/08/2024	20:19	61.2		66.6	52.9
24/08/2024	20:24	61.6		65.2	55.0
24/08/2024	20:29	52.8		53.8	51.8
24/08/2024	20:34	52.7	53.7	53.8	51.6
24/08/2024	20:39	53.2		54.2	52.1
24/08/2024	20:44	53.2		54.1	52.3
24/08/2024	20:49	54.2		55.4	52.6
24/08/2024	20:54	53.7		54.9	52.4
24/08/2024	20:59	54.8		56.1	53.3
24/08/2024	21:04	54.6	54.7	55.9	53.3
24/08/2024	21:09	54.6		55.6	53.5
24/08/2024	21:14	54.6		56.0	53.3
24/08/2024	21:19	55.2		56.9	53.3
24/08/2024	21:24	54.7		56.5	53.2
24/08/2024	21:29	54.5		55.8	53.4
24/08/2024	21:34	55.2	54.9	56.6	53.5
24/08/2024	21:39	55.2		56.9	53.7
24/08/2024	21:44	55.3		57.1	53.4
24/08/2024	21:49	54.6		55.8	53.5
24/08/2024	21:54	54.5		56.0	53.0
24/08/2024	21:59	54.8		56.1	53.4
24/08/2024	22:04	54.8	55.0	56.3	53.2
24/08/2024	22:09	54.5		55.9	53.4
24/08/2024	22:14	54.8		55.9	53.7
24/08/2024	22:19	54.6		55.9	53.1
24/08/2024	22:24	55.1		56.5	53.7
24/08/2024	22:29	56.2		58.2	54.1
24/08/2024	22:34	55.8	55.1	57.7	53.6
24/08/2024	22:39	54.8		56.4	53.2
24/08/2024	22:44	54.6		55.8	53.3
24/08/2024	22:49	54.2		55.4	53.1
24/08/2024	22:54	54.8		56.0	53.8
24/08/2024	22:59	56.1		58.1	54.0
		Mean	55.1		
		Maximum	58.6		
		Minimum	53.7		

Date	Start Time	Leq (5mins)	Leq (30mins)	L10 (5mins)	L90 (5mins)
25/08/2024	19:04	49.5	48.3	52.5	46.5
25/08/2024	19:09	46.5		47.8	45.0
25/08/2024	19:14	49.4		50.4	46.3
25/08/2024	19:19	46.8		48.0	45.7
25/08/2024	19:24	48.3		49.8	45.8
25/08/2024	19:29	48.4		50.0	46.3
25/08/2024	19:34	47.4	48.3	48.7	46.0
25/08/2024	19:39	48.1		48.8	46.4
25/08/2024	19:44	48.3		49.9	46.6
25/08/2024	19:49	48.4		49.5	47.0
25/08/2024	19:54	48.1		49.3	46.8
25/08/2024	19:59	49.2		50.5	47.4
25/08/2024	20:04	49.5	50.8	51.1	47.3
25/08/2024	20:09	49.9		50.7	47.7
25/08/2024	20:14	49.3		51.2	47.3
25/08/2024	20:19	50.8		52.3	48.2
25/08/2024	20:24	50.3		52.0	47.8
25/08/2024	20:29	53.6		57.0	46.8
25/08/2024	20:34	58.5	53.4	60.5	50.4
25/08/2024	20:39	55.3		57.7	54.1
25/08/2024	20:44	48.3		49.6	46.8
25/08/2024	20:49	48.3		49.8	46.8
25/08/2024	20:54	47.9		49.1	46.7
25/08/2024	20:59	48.2		49.7	46.8
25/08/2024	21:04	48.0	48.6	49.7	46.4
25/08/2024	21:09	47.6		49.1	46.3
25/08/2024	21:14	49.4		51.1	47.0
25/08/2024	21:19	48.7		50.0	47.1
25/08/2024	21:24	49.3		50.4	47.9
25/08/2024	21:29	48.2		49.3	47.1
25/08/2024	21:34	49.0	48.2	50.6	46.6
25/08/2024	21:39	47.5		48.9	45.8
25/08/2024	21:44	47.3		48.5	45.2
25/08/2024	21:49	47.3		48.4	46.1
25/08/2024	21:54	46.7		47.8	45.6
25/08/2024	21:59	50.4		52.2	47.2
25/08/2024	22:04	49.3	48.1	51.0	47.3
25/08/2024	22:09	48.7		50.0	46.9
25/08/2024	22:14	47.8		48.7	46.7
25/08/2024	22:19	47.5		48.5	46.3
25/08/2024	22:24	47.5		48.4	46.6
25/08/2024	22:29	47.4		48.5	46.2
25/08/2024	22:34	46.7	46.4	47.6	45.9
25/08/2024	22:39	46.7		47.4	45.8
25/08/2024	22:44	46.4		47.3	45.2
25/08/2024	22:49	46.2		47.1	45.3
25/08/2024	22:54	47.0		48.1	45.8
25/08/2024	22:59	45.4		46.1	44.6
		Mean	49.0		
		Maximum	53.4		
		Minimum	46.4		

Date	Start Time	Leq (5mins)	Leq (30mins)	L10 (5mins)	L90 (5mins)
26/08/2024	19:04	56.4	55.3	59.2	53.2
26/08/2024	19:09	55.5		56.8	53.3
26/08/2024	19:14	55.1		55.9	53.6
26/08/2024	19:19	54.7		55.4	53.3
26/08/2024	19:24	54.4		54.9	53.8
26/08/2024	19:29	55.6		56.3	54.6
26/08/2024	19:34	55.9	56.1	56.5	55.1
26/08/2024	19:39	56.2		56.7	55.6
26/08/2024	19:44	56.6		57.6	55.0
26/08/2024	19:49	56.7		57.7	55.5
26/08/2024	19:54	56.0		56.3	54.4
26/08/2024	19:59	55.2		56.5	54.1
26/08/2024	20:04	56.6	58.0	57.6	55.4
26/08/2024	20:09	57.0		57.6	56.3
26/08/2024	20:14	58.4		59.3	57.1
26/08/2024	20:19	58.4		59.2	57.5
26/08/2024	20:24	58.6		59.3	57.5
26/08/2024	20:29	58.8		59.7	57.6
26/08/2024	20:34	59.4	57.9	60.4	58.3
26/08/2024	20:39	59.2		59.9	58.4
26/08/2024	20:44	57.2		57.8	56.6
26/08/2024	20:49	57.9		59.0	56.4
26/08/2024	20:54	57.0		58.7	54.6
26/08/2024	20:59	55.1		55.6	54.5
26/08/2024	21:04	55.1	54.6	55.7	54.3
26/08/2024	21:09	54.6		55.4	53.5
26/08/2024	21:14	54.6		55.2	54.0
26/08/2024	21:19	54.3		55.1	53.2
26/08/2024	21:24	53.7		54.8	52.7
26/08/2024	21:29	55.1		56.0	54.1
26/08/2024	21:34	55.8	55.2	56.6	54.7
26/08/2024	21:39	55.4		57.3	53.5
26/08/2024	21:44	54.4		55.7	52.9
26/08/2024	21:49	53.0		53.7	52.0
26/08/2024	21:54	55.0		55.9	53.5
26/08/2024	21:59	56.5		58.1	53.0
26/08/2024	22:04	57.6	57.9	58.4	56.1
26/08/2024	22:09	57.8		58.8	55.9
26/08/2024	22:14	57.9		58.7	56.6
26/08/2024	22:19	58.0		58.9	56.6
26/08/2024	22:24	58.1		59.0	56.7
26/08/2024	22:29	58.2		59.1	56.9
26/08/2024	22:34	57.3	55.6	59.1	52.9
26/08/2024	22:39	55.7		56.5	54.5
26/08/2024	22:44	56.0		56.7	52.8
26/08/2024	22:49	54.2		55.8	51.6
26/08/2024	22:54	54.5		55.4	52.8
26/08/2024	22:59	55.1		56.2	53.5
		Mean	56.3		
		Maximum	58.0		
		Minimum	54.6		

Station: CM13

Date	Start Time	Leq (5mins)	Leq (30mins)	L10 (5mins)	L90 (5mins)
27/08/2024	19:04	52.5	52.7	54.4	50.9
27/08/2024	19:09	52.0		52.8	51.0
27/08/2024	19:14	52.5		53.4	51.6
27/08/2024	19:19	53.4		53.7	51.6
27/08/2024	19:24	52.5		53.2	51.8
27/08/2024	19:29	53.0		53.6	52.3
27/08/2024	19:34	53.1	53.5	53.5	52.6
27/08/2024	19:39	53.2		53.8	52.7
27/08/2024	19:44	53.3		53.8	52.7
27/08/2024	19:49	53.4		53.8	52.8
27/08/2024	19:54	53.7		54.3	53.1
27/08/2024	19:59	54.2		54.8	53.5
27/08/2024	20:04	54.2	53.3	55.0	53.4
27/08/2024	20:09	52.8		53.6	52.0
27/08/2024	20:14	52.9		53.4	52.3
27/08/2024	20:19	52.9		53.3	52.4
27/08/2024	20:24	53.6		54.0	52.7
27/08/2024	20:29	53.2		53.6	52.8
27/08/2024	20:34	53.3	53.5	53.8	52.8
27/08/2024	20:39	53.9		54.5	53.2
27/08/2024	20:44	53.6		54.4	52.9
27/08/2024	20:49	53.5		54.3	52.5
27/08/2024	20:54	53.4		54.1	52.7
27/08/2024	20:59	53.5		54.1	52.9
27/08/2024	21:04	53.5	53.1	54.2	52.8
27/08/2024	21:09	53.2		53.8	52.5
27/08/2024	21:14	53.1		53.7	52.5
27/08/2024	21:19	52.9		53.3	52.4
27/08/2024	21:24	53.0		53.6	52.3
27/08/2024	21:29	52.9		53.7	52.1
27/08/2024	21:34	51.8	51.8	52.5	51.1
27/08/2024	21:39	51.4		51.8	50.8
27/08/2024	21:44	51.5		51.9	51.1
27/08/2024	21:49	51.9		52.5	51.3
27/08/2024	21:54	52.2		52.6	51.7
27/08/2024	21:59	51.9		52.4	51.5
27/08/2024	22:04	51.5	51.6	52.0	51.0
27/08/2024	22:09	51.9		52.5	51.4
27/08/2024	22:14	51.8		52.4	51.1
27/08/2024	22:19	51.9		52.4	51.2
27/08/2024	22:24	51.6		52.0	51.1
27/08/2024	22:29	51.1		51.6	50.6
27/08/2024	22:34	52.3	51.3	52.4	51.2
27/08/2024	22:39	51.7		52.1	51.1
27/08/2024	22:44	51.3		52.2	50.4
27/08/2024	22:49	50.6		51.3	50.1
27/08/2024	22:54	51.0		51.8	50.1
27/08/2024	22:59	50.6		50.9	50.2
		Mean	52.6		
		Maximum	53.5		
		Minimum	51.3		

Date	Start Time	Leq (5mins)	Leq (30mins)	L10 (5mins)	L90 (5mins)
28/08/2024	19:04	54.3	55.1	55.8	52.6
28/08/2024	19:09	52.9		54.1	51.7
28/08/2024	19:14	53.6		54.5	52.5
28/08/2024	19:19	57.9		59.0	52.8
28/08/2024	19:24	55.7		56.3	52.9
28/08/2024	19:29	53.8		55.4	52.1
28/08/2024	19:34	55.7	53.7	58.4	51.1
28/08/2024	19:39	53.1		54.5	51.5
28/08/2024	19:44	53.2		54.6	50.8
28/08/2024	19:49	53.6		55.4	50.9
28/08/2024	19:54	52.5		54.1	50.3
28/08/2024	19:59	53.5		55.1	51.7
28/08/2024	20:04	59.0	55.9	63.8	52.5
28/08/2024	20:09	56.7		59.0	53.1
28/08/2024	20:14	55.5		58.2	52.4
28/08/2024	20:19	55.3		57.9	51.9
28/08/2024	20:24	53.2		54.7	51.1
28/08/2024	20:29	52.7		54.3	50.9
28/08/2024	20:34	49.9	49.0	51.4	47.9
28/08/2024	20:39	49.0		51.0	47.3
28/08/2024	20:44	48.1		49.1	47.1
28/08/2024	20:49	49.0		49.7	47.5
28/08/2024	20:54	49.4		50.7	48.0
28/08/2024	20:59	48.1		49.0	47.1
28/08/2024	21:04	50.1	50.5	51.5	46.9
28/08/2024	21:09	50.4		50.5	47.7
28/08/2024	21:14	48.3		49.3	47.1
28/08/2024	21:19	48.9		50.1	47.4
28/08/2024	21:24	52.0		54.1	49.5
28/08/2024	21:29	51.8		53.6	49.9
28/08/2024	21:34	50.8	48.4	52.4	48.9
28/08/2024	21:39	49.9		52.5	47.5
28/08/2024	21:44	47.8		49.2	45.3
28/08/2024	21:49	47.7		50.1	45.4
28/08/2024	21:54	46.4		47.4	45.4
28/08/2024	21:59	45.5		46.1	44.9
28/08/2024	22:04	46.2	47.2	46.9	45.4
28/08/2024	22:09	46.1		46.7	45.0
28/08/2024	22:14	47.1		48.7	45.3
28/08/2024	22:19	49.3		51.1	46.5
28/08/2024	22:24	46.5		47.5	45.4
28/08/2024	22:29	47.0		47.9	46.0
28/08/2024	22:34	46.1	47.0	47.1	45.1
28/08/2024	22:39	45.3		46.1	44.7
28/08/2024	22:44	48.9		52.7	45.2
28/08/2024	22:49	47.3		50.0	45.0
28/08/2024	22:54	47.1		49.8	44.7
28/08/2024	22:59	46.5		47.3	44.8
		Mean	50.8		
		Maximum	55.9		
		Minimum	47.0		

Date	Start Time	Leq (5mins)	Leq (30mins)	L10 (5mins)	L90 (5mins)
29/08/2024	19:04	51.8	51.9	52.6	51.2
29/08/2024	19:09	51.9		52.7	51.4
29/08/2024	19:14	51.7		52.3	51.0
29/08/2024	19:19	51.8		52.4	51.2
29/08/2024	19:24	52.0		52.5	51.7
29/08/2024	19:29	52.2		52.9	51.7
29/08/2024	19:34	52.1	53.0	52.6	51.7
29/08/2024	19:39	52.4		52.9	51.9
29/08/2024	19:44	52.0		53.1	51.3
29/08/2024	19:49	53.4		54.3	52.5
29/08/2024	19:54	53.8		54.7	53.0
29/08/2024	19:59	53.7		55.1	52.7
29/08/2024	20:04	53.4	53.5	54.3	52.6
29/08/2024	20:09	53.7		54.4	52.6
29/08/2024	20:14	53.2		53.8	52.7
29/08/2024	20:19	53.3		54.0	52.7
29/08/2024	20:24	53.7		54.1	53.3
29/08/2024	20:29	53.6		54.5	53.1
29/08/2024	20:34	53.3	53.0	53.9	52.8
29/08/2024	20:39	53.3		53.7	53.0
29/08/2024	20:44	53.2		53.6	52.9
29/08/2024	20:49	52.8		53.3	52.5
29/08/2024	20:54	53.0		53.6	52.3
29/08/2024	20:59	52.6		53.1	52.2
29/08/2024	21:04	52.7	53.2	53.2	52.4
29/08/2024	21:09	52.6		53.1	52.3
29/08/2024	21:14	53.0		53.8	52.4
29/08/2024	21:19	53.4		54.2	52.4
29/08/2024	21:24	54.0		54.5	53.5
29/08/2024	21:29	53.6		54.6	52.8
29/08/2024	21:34	53.8	53.7	54.8	52.8
29/08/2024	21:39	54.1		55.0	53.4
29/08/2024	21:44	53.9		54.4	52.9
29/08/2024	21:49	53.4		54.2	52.3
29/08/2024	21:54	54.1		54.7	53.0
29/08/2024	21:59	52.9		53.6	52.2
29/08/2024	22:04	53.0	52.7	53.7	52.0
29/08/2024	22:09	53.2		53.8	52.6
29/08/2024	22:14	52.4		52.9	51.8
29/08/2024	22:19	52.4		53.1	50.9
29/08/2024	22:24	52.4		53.0	51.6
29/08/2024	22:29	52.5		53.1	51.6
29/08/2024	22:34	52.0	50.9	52.7	51.3
29/08/2024	22:39	51.7		52.7	50.9
29/08/2024	22:44	51.2		51.9	50.4
29/08/2024	22:49	50.7		51.2	50.3
29/08/2024	22:54	49.9		50.8	49.3
29/08/2024	22:59	49.6		49.9	49.4
		Mean	52.7		
		Maximum	53.7		
		Minimum	50.9		

Station: CM13

Date	Start Time	Leq (5mins)	Leq (30mins)	L10 (5mins)	L90 (5mins)
30/08/2024	19:03	58.8		62.5	54.7
30/08/2024	19:08	58.2		62.4	54.6
30/08/2024	19:13	56.7	57.6	58.0	55.3
30/08/2024	19:18	59.3		62.4	56.1
30/08/2024	19:23	56.2		57.4	55.3
30/08/2024	19:28	54.7		55.6	54.0
30/08/2024	19:33	54.7		55.7	53.8
30/08/2024	19:38	55.1		56.1	54.2
30/08/2024	19:43	55.4	55.2	56.9	53.9
30/08/2024	19:48	55.1		56.0	54.0
30/08/2024	19:53	55.4		56.9	53.9
30/08/2024	19:58	55.2		56.4	54.2
30/08/2024	20:03	56.2		57.9	54.4
30/08/2024	20:08	56.4		57.9	54.5
30/08/2024	20:13	55.9	56.0	57.6	54.1
30/08/2024	20:18	55.7		57.0	54.5
30/08/2024	20:23	56.0		57.2	54.7
30/08/2024	20:28	55.5		56.7	54.4
30/08/2024	20:33	55.3		56.4	54.3
30/08/2024	20:38	54.7		55.6	53.9
30/08/2024	20:43	54.7	55.1	55.6	54.0
30/08/2024	20:48	55.1		55.8	54.5
30/08/2024	20:53	55.6		56.3	54.4
30/08/2024	20:58	55.1		55.9	54.2
30/08/2024	21:03	55.1		56.1	54.3
30/08/2024	21:08	54.5		55.3	53.8
30/08/2024	21:13	54.6	54.5	55.4	53.9
30/08/2024	21:18	54.5		55.2	53.9
30/08/2024	21:23	54.2		55.0	53.5
30/08/2024	21:28	54.2		55.0	53.5
30/08/2024	21:33	54.1		54.7	53.5
30/08/2024	21:38	54.2		54.9	53.5
30/08/2024	21:43	54.3	54.2	54.9	53.5
30/08/2024	21:48	54.2		54.8	53.6
30/08/2024	21:53	54.3		55.2	53.6
30/08/2024	21:58	54.2		55.2	53.4
30/08/2024	22:03	54.4		55.1	53.6
30/08/2024	22:08	54.1		55.0	53.4
30/08/2024	22:13	54.0	53.7	54.8	53.3
30/08/2024	22:18	53.0		53.6	52.5
30/08/2024	22:23	53.5		54.7	52.6
30/08/2024	22:28	53.0		53.7	52.5
30/08/2024	22:33	53.2		53.8	52.6
30/08/2024	22:38	53.1		53.9	52.5
30/08/2024	22:43	53.8	53.4	54.6	53.0
30/08/2024	22:48	53.4		54.2	52.8
30/08/2024	22:53	53.3		53.9	52.8
30/08/2024	22:58	53.8		54.7	53.1
		Mean	55.0		
		Maximum	57.6		
		Minimum	53.4		

Date	Start Time	Leq (5mins)	Leq (30mins)	L10 (5mins)	L90 (5mins)
31/08/2024	19:03	52.7		54.0	51.1
31/08/2024	19:08	52.3		53.7	50.6
31/08/2024	19:13	52.3	52.3	53.8	50.6
31/08/2024	19:18	52.0		53.3	50.4
31/08/2024	19:23	51.8		53.3	50.3
31/08/2024	19:28	52.7		54.2	50.7
31/08/2024	19:33	51.9		53.2	50.3
31/08/2024	19:38	53.2		54.2	50.8
31/08/2024	19:43	51.8	52.7	52.9	50.6
31/08/2024	19:48	52.5		54.1	50.8
31/08/2024	19:53	53.8		54.8	51.5
31/08/2024	19:58	52.9		55.0	50.9
31/08/2024	20:03	53.0		54.4	51.3
31/08/2024	20:08	53.8		55.6	51.8
31/08/2024	20:13	53.1	53.0	54.6	51.1
31/08/2024	20:18	52.7		54.1	50.9
31/08/2024	20:23	52.4		53.8	50.9
31/08/2024	20:28	52.9		54.4	51.0
31/08/2024	20:33	52.0		53.5	50.6
31/08/2024	20:38	52.0		53.1	50.8
31/08/2024	20:43	52.2	52.2	53.7	50.8
31/08/2024	20:48	52.3		53.4	50.9
31/08/2024	20:53	52.2		53.4	50.8
31/08/2024	20:58	52.6		54.1	50.9
31/08/2024	21:03	48.6		51.3	46.8
31/08/2024	21:08	47.2		47.9	46.7
31/08/2024	21:13	48.1	47.9	49.6	46.9
31/08/2024	21:18	48.1		49.2	47.0
31/08/2024	21:23	47.7		48.6	46.6
31/08/2024	21:28	47.3		48.3	46.6
31/08/2024	21:33	48.6		49.7	47.6
31/08/2024	21:38	49.8		51.3	48.0
31/08/2024	21:43	48.9	49.2	50.0	48.1
31/08/2024	21:48	48.8		49.6	47.9
31/08/2024	21:53	49.6		50.5	48.4
31/08/2024	21:58	49.4		50.2	48.4
31/08/2024	22:03	49.2		50.4	48.1
31/08/2024	22:08	49.0		50.0	47.9
31/08/2024	22:13	49.9	49.1	51.2	48.1
31/08/2024	22:18	48.9		49.9	48.0
31/08/2024	22:23	49.1		51.5	47.5
31/08/2024	22:28	48.3		49.1	47.5
31/08/2024	22:33	48.3		49.1	47.4
31/08/2024	22:38	48.4		49.2	47.2
31/08/2024	22:43	47.9	48.1	48.8	47.2
31/08/2024	22:48	47.8		48.5	47.3
31/08/2024	22:53	48.2		48.8	47.3
31/08/2024	22:58	47.9		48.7	47.2
		Mean	50.6		
		Maximum	53.0		
		Minimum	47.9		

Date	Start Time	Leq (5mins)	Leq (30mins)	L10 (5mins)	L90 (5mins)
1/09/2024	19:03	52.7		54.9	50.9
1/09/2024	19:08	51.2		52.4	50.2
1/09/2024	19:13	52.9	54.3	54.6	50.9
1/09/2024	19:18	54.5		58.1	50.5
1/09/2024	19:23	57.7		60.0	51.5
1/09/2024	19:28	53.9		56.7	51.3
1/09/2024	19:33	53.9		55.1	52.7
1/09/2024	19:38	57.6		59.6	54.5
1/09/2024	19:43	57.7	55.6	59.6	54.1
1/09/2024	19:48	54.0		56.4	52.4
1/09/2024	19:53	54.2		56.4	52.6
1/09/2024	19:58	53.8		54.7	52.9
1/09/2024	20:03	54.4		55.2	53.3
1/09/2024	20:08	54.7		55.3	53.2
1/09/2024	20:13	55.8	54.9	56.1	54.5
1/09/2024	20:18	55.3		56.0	54.6
1/09/2024	20:23	54.0		55.1	52.9
1/09/2024	20:28	55.0		55.7	54.2
1/09/2024	20:33	54.8		55.5	54.3
1/09/2024	20:38	54.6		55.4	53.8
1/09/2024	20:43	53.5	54.4	54.5	51.9
1/09/2024	20:48	53.2		54.0	52.4
1/09/2024	20:53	54.8		56.7	52.6
1/09/2024	20:58	55.2		56.9	53.1
1/09/2024	21:03	55.4		57.2	52.8
1/09/2024	21:08	54.9		56.0	53.7
1/09/2024	21:13	55.1	56.0	55.8	54.4
1/09/2024	21:18	56.4		57.7	55.4
1/09/2024	21:23	56.5		57.1	55.9
1/09/2024	21:28	57.2		58.8	56.2
1/09/2024	21:33	57.4		58.7	56.2
1/09/2024	21:38	56.6		57.4	55.7
1/09/2024	21:43	57.6	58.1	58.9	56.1
1/09/2024	21:48	58.6		59.5	57.7
1/09/2024	21:53	59.5		60.3	58.2
1/09/2024	21:58	58.4		59.2	56.4
1/09/2024	22:03	60.3		61.3	58.6
1/09/2024	22:08	60.0		61.0	58.6
1/09/2024	22:13	57.5	57.9	59.3	55.3
1/09/2024	22:18	55.5		56.1	54.9
1/09/2024	22:23	55.7		56.2	55.1
1/09/2024	22:28	55.4		56.0	54.8
1/09/2024	22:33	55.5		56.1	54.9
1/09/2024	22:38	55.0		55.5	54.5
1/09/2024	22:43	54.0	54.5	54.5	53.6
1/09/2024	22:48	53.6		54.2	53.1
1/09/2024	22:53	54.0		54.5	53.5
1/09/2024	22:58	54.5		55.3	53.9
		Mean	55.7		
		Maximum	58.1		
		Minimum	54.3		

Station: CM13

Date	Start Time	Leq (5mins)	Leq (30mins)	L10 (5mins)	L90 (5mins)
2/09/2024	19:04	54.9		55.8	53.8
2/09/2024	19:09	56.0		57.2	54.5
2/09/2024	19:14	54.5	54.6	55.4	53.4
2/09/2024	19:19	54.2		54.8	53.5
2/09/2024	19:24	54.0		54.7	53.2
2/09/2024	19:29	53.9		54.6	53.2
2/09/2024	19:34	55.1		57.0	54.0
2/09/2024	19:39	54.7		55.5	53.7
2/09/2024	19:44	54.7	54.7	55.4	53.7
2/09/2024	19:49	54.6		55.6	53.7
2/09/2024	19:54	54.6		55.4	53.6
2/09/2024	19:59	54.7		55.7	53.6
2/09/2024	20:04	54.3		55.3	53.3
2/09/2024	20:09	54.2		55.0	53.5
2/09/2024	20:14	54.0	54.0	55.0	53.0
2/09/2024	20:19	54.8		56.2	53.3
2/09/2024	20:24	53.6		54.6	52.8
2/09/2024	20:29	53.2		54.3	52.4
2/09/2024	20:34	53.6		54.6	52.5
2/09/2024	20:39	54.9		55.8	52.5
2/09/2024	20:44	53.5	53.4	54.3	52.8
2/09/2024	20:49	53.5		54.7	52.4
2/09/2024	20:54	53.2		54.6	49.9
2/09/2024	20:59	50.3		50.9	49.7
2/09/2024	21:04	51.0		52.6	49.5
2/09/2024	21:09	50.4		51.2	49.5
2/09/2024	21:14	50.0	50.6	51.0	49.0
2/09/2024	21:19	51.0		52.1	49.8
2/09/2024	21:24	49.8		50.6	48.9
2/09/2024	21:29	51.0		52.2	49.2
2/09/2024	21:34	50.2		51.0	49.2
2/09/2024	21:39	49.7		50.1	49.0
2/09/2024	21:44	49.6	50.2	50.3	48.9
2/09/2024	21:49	49.8		50.4	49.1
2/09/2024	21:54	50.1		50.7	48.7
2/09/2024	21:59	51.6		52.8	49.5
2/09/2024	22:04	50.9		51.9	49.1
2/09/2024	22:09	49.8		50.3	49.3
2/09/2024	22:14	49.9	50.2	50.5	49.2
2/09/2024	22:19	50.0		51.2	49.1
2/09/2024	22:24	49.6		50.3	48.9
2/09/2024	22:29	50.8		52.5	48.8
2/09/2024	22:34	49.6		50.7	48.6
2/09/2024	22:39	51.6		53.0	48.9
2/09/2024	22:44	49.8	49.9	50.5	48.1
2/09/2024	22:49	49.1		50.6	48.2
2/09/2024	22:54	49.6		50.5	48.3
2/09/2024	22:59	49.0		50.6	47.9
		Mean	52.2		
		Maximum	54.7		
		Minimum	49.9		

Date	Start Time	Leq (5mins)	Leq (30mins)	L10 (5mins)	L90 (5mins)
3/09/2024	19:04	57.6		58.4	56.9
3/09/2024	19:09	56.9		58.0	55.7
3/09/2024	19:14	56.5	57.1	57.3	55.5
3/09/2024	19:19	56.6		57.2	56.0
3/09/2024	19:24	57.7		59.3	56.0
3/09/2024	19:29	57.0		58.1	55.6
3/09/2024	19:34	57.0		57.8	56.3
3/09/2024	19:39	57.2		57.8	56.6
3/09/2024	19:44	56.6	56.7	57.3	56.0
3/09/2024	19:49	56.4		57.1	55.5
3/09/2024	19:54	56.7		57.4	56.0
3/09/2024	19:59	56.3		57.1	55.4
3/09/2024	20:04	57.0		57.9	56.1
3/09/2024	20:09	57.1		58.0	56.2
3/09/2024	20:14	56.7	56.5	57.4	56.1
3/09/2024	20:19	56.4		57.1	55.8
3/09/2024	20:24	56.2		56.9	55.4
3/09/2024	20:29	55.5		56.1	55.0
3/09/2024	20:34	55.8		56.4	55.3
3/09/2024	20:39	55.5		56.1	55.0
3/09/2024	20:44	55.6	54.2	56.2	54.8
3/09/2024	20:49	54.9		56.5	48.9
3/09/2024	20:54	49.3		51.8	46.7
3/09/2024	20:59	49.4		51.1	46.6
3/09/2024	21:04	47.6		48.9	46.3
3/09/2024	21:09	49.1		50.3	47.4
3/09/2024	21:14	46.6	47.1	47.8	45.7
3/09/2024	21:19	45.8		46.7	45.3
3/09/2024	21:24	45.7		46.4	45.0
3/09/2024	21:29	46.9		48.1	45.4
3/09/2024	21:34	48.1		49.2	45.4
3/09/2024	21:39	53.9		58.2	46.5
3/09/2024	21:44	47.8	49.4	49.2	46.5
3/09/2024	21:49	47.6		48.7	46.3
3/09/2024	21:54	46.9		48.1	45.3
3/09/2024	21:59	46.9		48.3	45.0
3/09/2024	22:04	47.8		49.0	45.7
3/09/2024	22:09	46.8		47.8	45.7
3/09/2024	22:14	47.1	47.0	48.0	45.9
3/09/2024	22:19	46.6		47.6	45.7
3/09/2024	22:24	46.7		48.0	45.6
3/09/2024	22:29	46.6		48.0	45.5
3/09/2024	22:34	47.2		49.1	45.6
3/09/2024	22:39	46.3		47.0	45.6
3/09/2024	22:44	46.0	47.1	46.8	45.2
3/09/2024	22:49	47.0		48.0	45.4
3/09/2024	22:54	48.1		50.2	45.7
3/09/2024	22:59	47.7		49.3	45.7
		Mean	51.9		
		Maximum	57.1		
		Minimum	47.0		

Station: CM13

Date	Start Time	Leq (5mins)	Leq (30mins)	L10 (5mins)	L90 (5mins)
9/09/2024	19:02	44.0		46.4	39.8
9/09/2024	19:07	46.7		50.1	38.7
9/09/2024	19:12	46.5	45.5	51.4	36.8
9/09/2024	19:17	47.5		49.9	38.8
9/09/2024	19:22	42.9		44.4	38.9
9/09/2024	19:27	43.3		44.9	41.7
9/09/2024	19:32	43.5		45.7	39.7
9/09/2024	19:37	54.9		60.1	36.7
9/09/2024	19:42	48.4	49.2	50.2	37.9
9/09/2024	19:47	40.3		42.3	37.8
9/09/2024	19:52	43.5		45.2	39.0
9/09/2024	19:57	47.9		48.8	38.5
9/09/2024	20:02	42.9		44.9	39.3
9/09/2024	20:07	44.1		46.3	38.5
9/09/2024	20:12	44.2	42.8	46.1	37.8
9/09/2024	20:17	41.6		43.2	38.3
9/09/2024	20:22	41.0		43.4	38.2
9/09/2024	20:27	42.0		42.7	38.5
9/09/2024	20:32	40.7		43.3	38.1
9/09/2024	20:37	42.8		45.1	38.0
9/09/2024	20:42	43.1	41.9	44.1	38.0
9/09/2024	20:47	40.7		42.6	38.4
9/09/2024	20:52	41.9		43.9	38.7
9/09/2024	20:57	41.3		43.2	38.8
9/09/2024	21:02	40.4		42.7	37.6
9/09/2024	21:07	42.9		43.5	37.2
9/09/2024	21:12	38.7	44.5	40.2	36.1
9/09/2024	21:17	40.3		41.9	37.1
9/09/2024	21:22	40.7		43.0	37.7
9/09/2024	21:27	50.4		51.9	36.6
9/09/2024	21:32	47.9		52.2	37.4
9/09/2024	21:37	49.0		49.8	42.6
9/09/2024	21:42	47.9	46.8	48.0	42.7
9/09/2024	21:47	44.4		45.4	43.0
9/09/2024	21:52	46.7		50.1	37.5
9/09/2024	21:57	40.6		43.0	37.0
9/09/2024	22:02	39.7		40.9	37.6
9/09/2024	22:07	40.1		41.5	36.8
9/09/2024	22:12	40.5	40.7	42.2	37.1
9/09/2024	22:17	40.6		43.1	36.4
9/09/2024	22:22	40.3		41.9	37.7
9/09/2024	22:27	42.3		44.1	38.5
9/09/2024	22:32	41.8		44.0	39.0
9/09/2024	22:37	41.7		43.4	39.5
9/09/2024	22:42	40.2	41.4	41.4	38.7
9/09/2024	22:47	40.1		41.4	38.1
9/09/2024	22:52	42.1		43.7	38.8
9/09/2024	22:57	41.8		43.7	38.2
		Mean	44.1		
		Maximum	49.2		
		Minimum	40.7		

Station: CM13

Date	Start Time	Leq (5mins)	Leq (30mins)	L10 (5mins)	L90 (5mins)
10/09/2024	19:02	40.2	49.9	42.2	37.1
10/09/2024	19:07	47.3		52.3	36.4
10/09/2024	19:12	41.1		43.2	36.2
10/09/2024	19:17	56.8		63.2	38.9
10/09/2024	19:22	41.5		44.3	35.8
10/09/2024	19:27	40.2		42.7	36.2
10/09/2024	19:32	43.4	44.2	45.1	38.2
10/09/2024	19:37	48.0		48.1	38.3
10/09/2024	19:42	43.8		47.0	37.8
10/09/2024	19:47	41.3		44.0	37.6
10/09/2024	19:52	44.2		49.7	37.0
10/09/2024	19:57	40.2		42.0	37.6
10/09/2024	20:02	48.8	45.2	51.2	37.8
10/09/2024	20:07	44.1		48.0	36.6
10/09/2024	20:12	42.0		42.1	37.6
10/09/2024	20:17	45.3		48.2	37.4
10/09/2024	20:22	43.0		44.0	38.2
10/09/2024	20:27	44.4		47.8	37.5
10/09/2024	20:32	40.4	43.0	42.4	36.8
10/09/2024	20:37	40.4		43.1	37.2
10/09/2024	20:42	40.7		42.5	36.7
10/09/2024	20:47	47.0		50.9	37.0
10/09/2024	20:52	44.0		47.3	37.0
10/09/2024	20:57	39.9		42.4	36.9
10/09/2024	21:02	51.8	45.4	54.5	37.0
10/09/2024	21:07	38.4		39.7	36.3
10/09/2024	21:12	41.2		41.5	37.4
10/09/2024	21:17	42.2		43.4	37.7
10/09/2024	21:22	39.1		40.3	37.5
10/09/2024	21:27	40.3		42.3	37.7
10/09/2024	21:32	40.3	41.0	41.9	37.8
10/09/2024	21:37	41.0		42.1	37.9
10/09/2024	21:42	40.5		41.2	38.3
10/09/2024	21:47	40.1		41.3	38.1
10/09/2024	21:52	40.6		41.6	38.2
10/09/2024	21:57	42.9		44.9	38.2
10/09/2024	22:02	42.1	41.8	43.9	38.5
10/09/2024	22:07	40.0		41.5	38.0
10/09/2024	22:12	41.5		41.6	38.1
10/09/2024	22:17	43.1		44.4	38.3
10/09/2024	22:22	40.7		43.0	37.8
10/09/2024	22:27	42.8		45.1	38.1
10/09/2024	22:32	40.6	42.5	41.8	38.5
10/09/2024	22:37	44.6		44.8	38.5
10/09/2024	22:42	40.6		42.3	38.7
10/09/2024	22:47	43.8		45.0	38.9
10/09/2024	22:52	42.2		43.1	38.9
10/09/2024	22:57	41.5		42.3	39.5
		Mean	44.1		
		Maximum	49.9		
		Minimum	41.0		

Summary of Noise Monitoring Results during 19:00 - 23:00 at CM13	
	Leq (30mins)
Mean	51.6
Maximum	58.6
Minimum	40.7

Note:
1. Data gaps appear starting from the afternoon on 4 September 2024 to the morning on 9 September 2024 during the suspension of monitoring due to the super typhoon Yagi.

Station: CM13

Date	Start Time	Leq (5mins)	Leq (30mins)	L10 (5mins)	L90 (5mins)
23/08/2024	23:04	48.9	49.4	49.2	48.6
23/08/2024	23:09	49.9		52.3	48.4
23/08/2024	23:14	49.2		49.8	48.6
23/08/2024	23:19	49.5		49.7	48.5
23/08/2024	23:24	49.9		50.1	48.5
23/08/2024	23:29	48.8		49.2	48.5
23/08/2024	23:34	49.6	49.1	50.6	48.6
23/08/2024	23:39	49.0		49.6	48.4
23/08/2024	23:44	49.0		49.7	48.3
23/08/2024	23:49	48.9		49.2	48.6
23/08/2024	23:54	49.1		49.9	48.5
23/08/2024	23:59	48.8		49.2	48.4
		Mean	49.2		
		Maximum	49.4		
		Minimum	49.1		

Date	Start Time	Leq (5mins)	Leq (30mins)	L10 (5mins)	L90 (5mins)
24/08/2024	0:04	48.8	49.2	49.1	48.5
24/08/2024	0:09	48.9		49.2	48.5
24/08/2024	0:14	49.2		51.2	48.7
24/08/2024	0:19	49.0		49.4	48.6
24/08/2024	0:24	50.5		51.5	48.4
24/08/2024	0:29	48.8		49.1	48.6
24/08/2024	0:34	48.8	48.8	49.1	48.4
24/08/2024	0:39	49.0		49.3	48.6
24/08/2024	0:44	48.8		49.2	48.3
24/08/2024	0:49	48.9		49.4	48.3
24/08/2024	0:54	48.7		49.0	48.4
24/08/2024	0:59	48.7		49.0	48.3
24/08/2024	1:04	48.8	49.1	49.2	48.5
24/08/2024	1:09	48.8		49.1	48.5
24/08/2024	1:14	48.9		49.4	48.5
24/08/2024	1:19	49.1		49.7	48.6
24/08/2024	1:24	49.1		49.5	48.6
24/08/2024	1:29	50.0		50.4	49.2
24/08/2024	1:34	49.3	49.2	49.8	48.8
24/08/2024	1:39	48.9		49.4	48.5
24/08/2024	1:44	48.9		49.2	48.5
24/08/2024	1:49	49.2		49.7	48.6
24/08/2024	1:54	49.7		50.4	49.1
24/08/2024	1:59	49.2		49.7	48.7
24/08/2024	2:04	48.5	48.4	49.0	48.0
24/08/2024	2:09	48.6		48.9	48.3
24/08/2024	2:14	48.3		48.6	48.0
24/08/2024	2:19	48.4		48.7	48.1
24/08/2024	2:24	48.1		48.5	47.8
24/08/2024	2:29	48.2		48.5	47.9
24/08/2024	2:34	48.2	48.3	48.5	47.9
24/08/2024	2:39	48.4		48.6	48.1
24/08/2024	2:44	48.2		48.6	47.8
24/08/2024	2:49	48.6		48.9	48.3
24/08/2024	2:54	48.1		48.6	47.6
24/08/2024	2:59	48.3		48.7	47.9
24/08/2024	3:04	48.1	48.2	48.7	47.6
24/08/2024	3:09	48.3		48.6	48.0
24/08/2024	3:14	48.3		48.7	47.8
24/08/2024	3:19	48.2		48.5	47.9
24/08/2024	3:24	48.0		48.4	47.6
24/08/2024	3:29	48.2		48.5	47.8
24/08/2024	3:34	48.2	48.6	48.7	47.7
24/08/2024	3:39	48.2		48.7	47.7
24/08/2024	3:44	48.5		48.8	48.0
24/08/2024	3:49	48.8		49.4	47.9
24/08/2024	3:54	49.7		51.4	48.0
24/08/2024	3:59	48.1		48.5	47.8
24/08/2024	4:04	48.3	49.0	48.6	47.9
24/08/2024	4:09	49.1		49.2	47.8
24/08/2024	4:14	49.3		50.0	48.2
24/08/2024	4:19	48.7		49.2	48.0
24/08/2024	4:24	49.1		49.6	48.3
24/08/2024	4:29	49.6		50.9	48.0
24/08/2024	4:34	50.4	49.4	51.4	48.9
24/08/2024	4:39	50.4		52.9	48.5
24/08/2024	4:44	48.9		49.5	48.4
24/08/2024	4:49	48.8		49.0	48.1
24/08/2024	4:54	48.5		48.9	48.1
24/08/2024	4:59	48.7		49.1	48.2
24/08/2024	5:04	49.0	53.2	49.3	48.8
24/08/2024	5:09	49.5		51.1	48.7
24/08/2024	5:14	54.8		59.6	49.1
24/08/2024	5:19	53.8		59.1	48.5
24/08/2024	5:24	54.2		58.9	48.9
24/08/2024	5:29	54.6		59.9	48.5
24/08/2024	5:34	55.8	55.3	60.2	48.6
24/08/2024	5:39	56.7		60.8	48.5
24/08/2024	5:44	56.7		60.7	48.6
24/08/2024	5:49	55.7		60.6	48.6
24/08/2024	5:54	51.1		53.2	48.9
24/08/2024	5:59	53.8		57.0	49.4
24/08/2024	6:04	51.7	51.4	54.6	49.2
24/08/2024	6:09	51.4		53.6	49.0
24/08/2024	6:14	51.3		53.8	48.6
24/08/2024	6:19	50.3		52.0	48.3
24/08/2024	6:24	51.2		54.7	48.2
24/08/2024	6:29	52.4		55.5	48.6
24/08/2024	6:34	56.4	57.0	59.7	50.1
24/08/2024	6:39	57.3		60.7	50.8
24/08/2024	6:44	56.5		59.8	50.2
24/08/2024	6:49	57.6		60.9	51.7
24/08/2024	6:54	57.6		61.1	52.8
24/08/2024	6:59	56.2		58.5	50.8

Date	Start Time	Leq (5mins)	Leq (30mins)	L10 (5mins)	L90 (5mins)
25/08/2024	0:04	56.3	56.5	58.3	53.8
25/08/2024	0:09	56.7		58.6	54.4
25/08/2024	0:14	56.5		58.5	54.6
25/08/2024	0:19	56.8		59.1	53.9
25/08/2024	0:24	56.8		59.2	53.5
25/08/2024	0:29	55.7		57.8	53.3
25/08/2024	0:34	56.0	55.3	58.1	53.8
25/08/2024	0:39	55.9		58.1	53.5
25/08/2024	0:44	55.0		56.9	53.0
25/08/2024	0:49	55.3		57.7	53.1
25/08/2024	0:54	55.0		56.9	53.0
25/08/2024	0:59	54.5		56.4	52.9
25/08/2024	1:04	54.4	55.0	55.7	53.1
25/08/2024	1:09	55.0		56.5	53.5
25/08/2024	1:14	55.2		56.5	53.8
25/08/2024	1:19	55.0		56.9	53.0
25/08/2024	1:24	55.6		58.1	53.2
25/08/2024	1:29	54.9		56.8	53.1
25/08/2024	1:34	55.0	55.4	56.6	53.2
25/08/2024	1:39	54.2		55.2	53.1
25/08/2024	1:44	55.7		57.7	53.5
25/08/2024	1:49	54.9		56.2	53.7
25/08/2024	1:54	55.8		57.9	54.1
25/08/2024	1:59	56.5		59.0	53.8
25/08/2024	2:04	56.9	56.8	59.1	54.3
25/08/2024	2:09	58.3		61.1	54.8
25/08/2024	2:14	56.3		58.3	53.9
25/08/2024	2:19	56.4		58.7	54.1
25/08/2024	2:24	56.6		58.5	54.5
25/08/2024	2:29	56.1		58.2	53.9
25/08/2024	2:34	56.3	57.1	58.1	54.1
25/08/2024	2:39	57.0		59.0	54.6
25/08/2024	2:44	56.4		58.2	54.6
25/08/2024	2:49	57.1		59.2	54.4
25/08/2024	2:54	57.7		59.8	55.0
25/08/2024	2:59	57.7		59.7	55.2
25/08/2024	3:04	56.9	56.9	58.9	54.5
25/08/2024	3:09	56.5		58.0	54.6
25/08/2024	3:14	56.6		58.6	54.7
25/08/2024	3:19	57.1		59.5	54.9
25/08/2024	3:24	56.4		58.4	54.2
25/08/2024	3:29	57.6		60.5	54.0
25/08/2024	3:34	56.4	56.1	58.6	54.1
25/08/2024	3:39	56.6		58.8	54.5
25/08/2024	3:44	56.5		58.1	54.6
25/08/2024	3:49	55.8		57.4	54.1
25/08/2024	3:54	55.5		56.9	54.0
25/08/2024	3:59	55.9		57.4	54.5
25/08/2024	4:04	56.3	58.1	57.7	54.4
25/08/2024	4:09	57.6		59.8	55.1
25/08/2024	4:14	59.3		61.4	55.8
25/08/2024	4:19	57.8		59.5	55.3
25/08/2024	4:24	58.2		60.2	56.0
25/08/2024	4:29	58.7		61.1	56.2
25/08/2024	4:34	59.1	59.1	61.7	56.3
25/08/2024	4:39	58.0		59.9	56.0
25/08/2024	4:44	59.6		62.1	56.7
25/08/2024	4:49	59.6		62.1	56.6
25/08/2024	4:54	60.0		63.0	56.9
25/08/2024	4:59	57.6		59.0	56.1
25/08/2024	5:04	58.2	58.1	60.3	56.2
25/08/2024	5:09	57.4		58.9	55.9
25/08/2024	5:14	58.7		61.0	56.0
25/08/2024	5:19	57.6		58.6	56.6
25/08/2024	5:24	57.6		59.2	56.2
25/08/2024	5:29	58.8		61.7	56.4
25/08/2024	5:34	61.8	59.4	65.1	56.6
25/08/2024	5:39	59.9		62.2	56.9
25/08/2024	5:44	59.2		61.5	56.3
25/08/2024	5:49	59.5		61.9	56.4
25/08/2024	5:54	57.3		58.9	55.6
25/08/2024	5:59	56.6		58.2	54.5
25/08/2024	6:04	57.3	56.8	60.0	53.6
25/08/2024	6:09	58.8		63.3	53.7
25/08/2024	6:14	56.6		58.9	53.5
25/08/2024	6:19	56.3		59.3	52.5
25/08/2024	6:24	55.8		58.0	52.5
25/08/2024	6:29	54.5		56.5	52.6
25/08/2024	6:34	55.2	55.4	57.8	51.7
25/08/2024	6:39	55.4		57.7	52.5
25/08/2024	6:44	55.6		58.0	51.5
25/08/2024	6:49	54.2		56.3	51.5
25/08/2024	6:54	55.9		58.4	52.0
25/08/2024	6:59	55.8		58.3	52.4

Date	Start Time	Leq (5mins)	Leq (30mins)	L10 (5mins)	L90 (5mins)
26/08/2024	0:04	45.9	45.7	46.4	45.5
26/08/2024	0:09	46.1		46.8	45.3
26/08/2024	0:14	46.0		46.7	45.3
26/08/2024	0:19	45.4		46.0	44.8
26/08/2024	0:24	44.9		45.3	44.4
26/08/2024	0:29	46.0		46.8	44.8
26/08/2024	0:34	47.6	48.1	48.6	46.3
26/08/2024	0:39	48.4		49.4	47.4
26/08/2024	0:44	48.2		48.9	47.5
26/08/2024	0:49	48.1		48.8	47.3
26/08/2024	0:54	48.2		48.9	47.4
26/08/2024	0:59	48.3		49.0	47.6
26/08/2024	1:04	48.3	48.3	48.9	47.6
26/08/2024	1:09	48.2		48.9	47.4
26/08/2024	1:14	47.8		48.7	47.1
26/08/2024	1:19	48.3		49.2	47.2
26/08/2024	1:24	48.6		49.6	47.7
26/08/2024	1:29	48.7		49.2	47.7
26/08/2024	1:34	48.5	45.7	50.0	47.0
26/08/2024	1:39	45.5		45.9	45.0
26/08/2024	1:44	44.8		45.3	44.3
26/08/2024	1:49	45.2		46.7	43.9
26/08/2024	1:54	44.4		44.8	44.1
26/08/2024	1:59	44.3		44.7	43.8
26/08/2024	2:04	44.5	44.5	45.0	43.9
26/08/2024	2:09	44.6		45.1	44.1
26/08/2024	2:14	44.4		44.9	43.9
26/08/2024	2:19	44.7		45.2	44.1
26/08/2024	2:24	44.3		44.7	43.9
26/08/2024	2:29	44.5		45.0	44.0
26/08/2024	2:34	44.5	44.8	44.8	44.1
26/08/2024	2:39	44.8		45.9	43.8
26/08/2024	2:44	47.1		48.4	44.3
26/08/2024	2:49	43.5		43.9	42.6
26/08/2024	2:54	44.1		45.1	43.1
26/08/2024	2:59	43.9		45.1	42.6
26/08/2024	3:04	43.5	43.4	43.9	43.0
26/08/2024	3:09	43.4		43.9	42.8
26/08/2024	3:14	43.4		43.6	42.8
26/08/2024	3:19	43.3		43.7	42.9
26/08/2024	3:24	43.6		44.1	42.9
26/08/2024	3:29	43.3		43.6	42.8
26/08/2024	3:34	43.3	43.2	43.7	42.7
26/08/2024	3:39	43.4		43.7	42.9
26/08/2024	3:44	43.0		43.5	42.5
26/08/2024	3:49	43.4		43.8	43.0
26/08/2024	3:54	42.9		43.5	42.4
26/08/2024	3:59	43.2		43.5	42.8
26/08/2024	4:04	43.2	43.5	43.6	42.7
26/08/2024	4:09	43.6		44.1	43.0
26/08/2024	4:14	43.2		43.6	42.8
26/08/2024	4:19	43.6		44.0	43.0
26/08/2024	4:24	43.4		43.9	43.0
26/08/2024	4:29	43.7		44.7	42.9
26/08/2024	4:34	45.2	44.1	47.5	43.2
26/08/2024	4:39	43.2		43.7	42.8
26/08/2024	4:44	44.6		45.9	43.3
26/08/2024	4:49	44.0		45.0	43.0
26/08/2024	4:54	43.6		44.0	43.2
26/08/2024	4:59	43.5		43.9	43.1
26/08/2024	5:04	43.5	44.2	43.9	43.1
26/08/2024	5:09	44.2		45.3	43.4
26/08/2024	5:14	45.8		47.3	44.1
26/08/2024	5:19	44.4		47.3	43.2
26/08/2024	5:24	43.4		43.8	42.9
26/08/2024	5:29	43.5		43.9	43.0
26/08/2024	5:34	43.8	44.3	44.3	43.1
26/08/2024	5:39	44.3		44.8	43.6
26/08/2024	5:44	43.7		44.5	42.9
26/08/2024	5:49	44.7		45.9	43.6
26/08/2024	5:54	45.0		47.0	43.3
26/08/2024	5:59	44.3		45.0	43.5
26/08/2024	6:04	49.5	50.2	51.6	46.6
26/08/2024	6:09	47.4		49.9	44.6
26/08/2024	6:14	44.1		44.6	43.2
26/08/2024	6:19	45.9		47.4	43.5
26/08/2024	6:24	45.7		47.5	43.1
26/08/2024	6:29	55.8		61.2	42.9
26/08/2024	6:34	46.6	49.9	49.4	43.5
26/08/2024	6:39	46.8		48.4	43.2
26/08/2024	6:44	48.2		49.6	43.6
26/08/2024	6:49	52.7		56.5	44.2
26/08/2024	6:54	49.6		52.4	44.0
26/08/2024	6:59	51.6		52.4	44.1

24/08/2024	23:04	56.3	55.2	58.6	53.8
24/08/2024	23:09	55.2		56.7	53.5
24/08/2024	23:14	54.9		57.3	53.1
24/08/2024	23:19	55.2		56.7	53.6
24/08/2024	23:24	54.8		56.3	53.4
24/08/2024	23:29	54.5		56.2	52.9
24/08/2024	23:34	55.2	55.9	57.1	53.1
24/08/2024	23:39	56.2		58.6	53.6
24/08/2024	23:44	55.9		58.0	53.7
24/08/2024	23:49	56.6		59.2	54.2
24/08/2024	23:54	55.7		57.9	53.4
24/08/2024	23:59	55.9		58.1	53.3
		Mean	51.0		
		Maximum	57.0		
		Minimum	48.2		

25/08/2024	23:04	46.4	46.0	47.4	45.4
25/08/2024	23:09	46.7		48.4	45.0
25/08/2024	23:14	46.1		47.8	44.7
25/08/2024	23:19	45.7		46.2	44.9
25/08/2024	23:24	45.4		46.1	44.7
25/08/2024	23:29	45.6		46.3	44.9
25/08/2024	23:34	45.5	46.3	46.1	45.0
25/08/2024	23:39	45.7		46.3	45.0
25/08/2024	23:44	46.5		47.6	45.2
25/08/2024	23:49	46.7		47.5	45.9
25/08/2024	23:54	46.5		47.2	45.8
25/08/2024	23:59	46.6		47.3	45.9
		Mean	55.5		
		Maximum	59.4		
		Minimum	46.0		

26/08/2024	23:04	53.9	53.9	54.9	52.5
26/08/2024	23:09	54.2		55.3	52.9
26/08/2024	23:14	53.9		55.3	52.0
26/08/2024	23:19	52.9		53.7	51.6
26/08/2024	23:24	53.5		54.8	51.4
26/08/2024	23:29	54.9		56.2	53.2
26/08/2024	23:34	55.4	55.1	56.3	54.1
26/08/2024	23:39	55.4		56.2	53.8
26/08/2024	23:44	54.4		56.2	51.6
26/08/2024	23:49	55.3		57.2	52.1
26/08/2024	23:54	56.3		57.4	54.1
26/08/2024	23:59	52.9		54.1	51.6
		Mean	46.8		
		Maximum	55.1		
		Minimum	43.2		

Station: CM13

Date	Start Time	Leq (5mins)	Leq (30mins)	L10 (5mins)	L90 (5mins)
27/08/2024	0:04	52.8		53.7	51.9
27/08/2024	0:09	55.0		56.0	52.5
27/08/2024	0:14	55.7	54.5	56.6	54.4
27/08/2024	0:19	55.5		56.5	54.2
27/08/2024	0:24	55.0		56.4	51.8
27/08/2024	0:29	51.8		52.5	51.1
27/08/2024	0:34	51.6		51.8	49.4
27/08/2024	0:39	51.9		53.3	49.9
27/08/2024	0:44	51.9	53.3	52.9	50.7
27/08/2024	0:49	52.9		54.0	51.7
27/08/2024	0:54	54.5		55.7	52.6
27/08/2024	0:59	55.4		56.8	53.4
27/08/2024	1:04	56.9		58.0	55.4
27/08/2024	1:09	56.4		57.8	54.1
27/08/2024	1:14	55.0	55.8	56.8	51.4
27/08/2024	1:19	55.3		57.1	51.5
27/08/2024	1:24	55.0		56.0	53.3
27/08/2024	1:29	55.7		56.7	54.4
27/08/2024	1:34	55.3		56.4	53.5
27/08/2024	1:39	56.6		58.0	54.8
27/08/2024	1:44	57.2	56.5	58.2	55.8
27/08/2024	1:49	56.7		57.3	56.0
27/08/2024	1:54	57.0		57.6	56.2
27/08/2024	1:59	56.1		57.2	54.6
27/08/2024	2:04	55.9		56.4	55.3
27/08/2024	2:09	55.8		56.6	55.0
27/08/2024	2:14	56.8	55.9	57.4	56.2
27/08/2024	2:19	56.5		57.1	55.8
27/08/2024	2:24	55.2		56.2	53.6
27/08/2024	2:29	54.7		56.9	52.7
27/08/2024	2:34	55.6		56.3	54.7
27/08/2024	2:39	53.8		56.0	51.4
27/08/2024	2:44	52.3	52.9	53.0	51.6
27/08/2024	2:49	52.2		53.7	50.7
27/08/2024	2:54	51.0		51.7	50.3
27/08/2024	2:59	50.7		51.3	50.0
27/08/2024	3:04	50.5		51.0	49.9
27/08/2024	3:09	50.0		51.0	49.2
27/08/2024	3:14	50.0	49.8	50.6	49.3
27/08/2024	3:19	49.1		49.7	48.7
27/08/2024	3:24	49.0		49.4	48.6
27/08/2024	3:29	50.1		50.8	49.4
27/08/2024	3:34	51.5		52.1	50.7
27/08/2024	3:39	53.2		55.9	51.4
27/08/2024	3:44	55.3	55.3	57.2	52.6
27/08/2024	3:49	55.4		57.4	52.6
27/08/2024	3:54	57.1		57.7	56.3
27/08/2024	3:59	56.7		57.4	55.9
27/08/2024	4:04	54.3		57.0	52.1
27/08/2024	4:09	52.2		52.8	51.5
27/08/2024	4:14	52.5	53.7	52.9	52.0
27/08/2024	4:19	53.2		55.1	51.9
27/08/2024	4:24	54.4		55.6	52.5
27/08/2024	4:29	54.9		56.0	53.6
27/08/2024	4:34	55.9		56.7	54.6
27/08/2024	4:39	53.5		56.6	51.8
27/08/2024	4:44	52.6	55.7	53.1	52.1
27/08/2024	4:49	52.7		53.2	52.1
27/08/2024	4:54	58.2		61.6	52.9
27/08/2024	4:59	57.8		58.7	56.6
27/08/2024	5:04	58.4		59.1	57.7
27/08/2024	5:09	59.0		60.1	57.9
27/08/2024	5:14	60.2	59.3	62.7	58.2
27/08/2024	5:19	59.3		60.2	58.2
27/08/2024	5:24	59.1		59.8	58.3
27/08/2024	5:29	59.8		61.3	58.4
27/08/2024	5:34	56.9		58.7	55.0
27/08/2024	5:39	56.4		57.4	55.1
27/08/2024	5:44	55.2	55.4	56.4	53.6
27/08/2024	5:49	55.5		57.2	53.3
27/08/2024	5:54	55.0		58.1	51.4
27/08/2024	5:59	51.3		53.0	49.6
27/08/2024	6:04	52.6		54.6	49.2
27/08/2024	6:09	52.8		56.4	48.9
27/08/2024	6:14	50.8	51.9	53.3	47.6
27/08/2024	6:19	51.1		52.9	48.6
27/08/2024	6:24	52.4		55.2	49.0
27/08/2024	6:29	51.6		54.0	48.8
27/08/2024	6:34	51.3		54.5	48.6
27/08/2024	6:39	49.1		49.7	48.3
27/08/2024	6:44	49.0	49.7	49.6	48.4
27/08/2024	6:49	49.3		50.4	46.3
27/08/2024	6:54	48.7		49.6	46.5
27/08/2024	6:59	50.4		51.5	49.4
27/08/2024	23:04	50.6		51.1	49.9
27/08/2024	23:09	50.5		51.0	50.0
27/08/2024	23:14	50.3	50.4	50.6	49.9
27/08/2024	23:19	50.5		50.8	50.2
27/08/2024	23:24	50.7		51.3	50.1
27/08/2024	23:29	50.0		50.3	49.7
27/08/2024	23:34	49.8		50.3	49.3
27/08/2024	23:39	49.6		49.9	49.2
27/08/2024	23:44	49.8	49.8	50.4	49.2
27/08/2024	23:49	49.9		50.3	49.4
27/08/2024	23:54	49.9		50.3	49.4
27/08/2024	23:59	49.9		50.2	49.6
		Mean	53.8		
		Maximum	59.3		
		Minimum	49.7		

Date	Start Time	Leq (5mins)	Leq (30mins)	L10 (5mins)	L90 (5mins)
28/08/2024	0:04	49.6		50.0	49.2
28/08/2024	0:09	49.2		49.6	48.9
28/08/2024	0:14	49.3	49.5	49.6	49.0
28/08/2024	0:19	49.5		49.8	49.1
28/08/2024	0:24	49.6		50.0	49.1
28/08/2024	0:29	49.8		50.1	49.2
28/08/2024	0:34	49.7		50.0	49.3
28/08/2024	0:39	49.6		50.0	49.1
28/08/2024	0:44	49.8	49.8	50.2	49.5
28/08/2024	0:49	49.9		50.3	49.5
28/08/2024	0:54	50.0		50.5	49.5
28/08/2024	0:59	49.5		49.9	49.0
28/08/2024	1:04	49.2		49.6	48.8
28/08/2024	1:09	48.9		49.2	48.5
28/08/2024	1:14	49.1	49.2	49.4	48.7
28/08/2024	1:19	49.0		49.3	48.7
28/08/2024	1:24	49.3		49.6	48.9
28/08/2024	1:29	49.6		50.0	49.3
28/08/2024	1:34	49.3		49.6	49.0
28/08/2024	1:39	49.7		49.8	48.9
28/08/2024	1:44	49.3	49.4	49.8	48.9
28/08/2024	1:49	49.4		51.7	48.6
28/08/2024	1:54	49.2		49.5	48.8
28/08/2024	1:59	49.3		49.7	48.9
28/08/2024	2:04	48.8		49.1	48.5
28/08/2024	2:09	49.2		49.7	48.9
28/08/2024	2:14	49.5	49.3	49.7	48.8
28/08/2024	2:19	49.4		49.8	48.8
28/08/2024	2:24	49.4		49.8	48.9
28/08/2024	2:29	49.2		49.5	48.7
28/08/2024	2:34	48.9		49.3	48.5
28/08/2024	2:39	49.2		49.7	48.7
28/08/2024	2:44	49.1	49.2	49.6	48.5
28/08/2024	2:49	49.3		49.9	48.7
28/08/2024	2:54	49.4		49.9	48.8
28/08/2024	2:59	49.5		50.0	48.9
28/08/2024	3:04	49.5		50.2	48.9
28/08/2024	3:09	49.1		49.7	48.6
28/08/2024	3:14	50.6	49.5	52.5	49.0
28/08/2024	3:19	49.1		50.1	48.3
28/08/2024	3:24	49.7		50.3	49.0
28/08/2024	3:29	49.0		49.5	48.6
28/08/2024	3:34	48.9		49.3	48.5
28/08/2024	3:39	48.4		48.8	47.9
28/08/2024	3:44	48.2	48.5	48.7	47.8
28/08/2024	3:49	48.3		48.7	47.9
28/08/2024	3:54	48.4		48.9	48.0
28/08/2024	3:59	48.5		48.8	48.1
28/08/2024	4:04	48.5		48.8	48.2
28/08/2024	4:09	48.7		49.1	48.4
28/08/2024	4:14	49.0	49.2	49.3	48.7
28/08/2024	4:19	49.3		49.8	48.8
28/08/2024	4:24	49.7		50.2	49.3
28/08/2024	4:29	49.7		50.1	49.3
28/08/2024	4:34	49.8		50.2	49.3
28/08/2024	4:39	50.1		50.5	49.7
28/08/2024	4:44	50.2	50.1	50.6	49.9
28/08/2024	4:49	50.4		50.8	50.1
28/08/2024	4:54	50.0		50.3	49.6
28/08/2024	4:59	49.9		50.1	49.6
28/08/2024	5:04	50.5		50.9	50.1
28/08/2024	5:09	50.5		50.9	50.2
28/08/2024	5:14	50.4	50.6	50.8	50.0
28/08/2024	5:19	50.7		51.1	50.3
28/08/2024	5:24	50.5		50.9	50.2
28/08/2024	5:29	50.7		51.3	50.1
28/08/2024	5:34	50.2		50.5	49.9
28/08/2024	5:39	50.9		51.0	50.0
28/08/2024	5:44	51.0	52.9	51.6	50.4
28/08/2024	5:49	52.0		53.9	50.4
28/08/2024	5:54	55.2		57.0	52.0
28/08/2024	5:59	55.3		57.1	52.0
28/08/2024	6:04	55.3		58.4	50.3
28/08/2024	6:09	51.5		54.7	48.4
28/08/2024	6:14	50.5	53.1	53.5	48.3
28/08/2024	6:19	50.4		51.5	48.7
28/08/2024	6:24	50.5		52.6	48.2
28/08/2024	6:29	56.1		56.5	48.4
28/08/2024	6:34	52.5		54.9	49.1
28/08/2024	6:39	53.6		55.7	49.9
28/08/2024	6:44	53.7	53.4	56.3	50.3
28/08/2024	6:49	53.4		56.7	49.0
28/08/2024	6:54	54.6		57.5	49.4
28/08/2024	6:59	52.3		56.0	48.2
28/08/2024	23:04	45.6		46.5	44.6
28/08/2024	23:09	45.3		46.2	44.5
28/08/2024	23:14	44.9	46.4	45.4	44.4
28/08/2024	23:19	45.0		45.6	44.4
28/08/2024	23:24	48.0		49.8	44.9
28/08/2024	23:29	48.2		50.1	45.8
28/08/2024	23:34	47.0		48.4	44.9
28/08/2024	23:39	46.1		47.2	45.2
28/08/2024	23:44	46.2	47.4	47.0	45.4
28/08/2024	23:49	46.6		48.1	45.2
28/08/2024	23:54	48.5		50.4	46.6
28/08/2024	23:59	48.9		50.8	46.8
		Mean	49.8		
		Maximum	53.4		
		Minimum	46.4		

Date	Start Time	Leq (5mins)	Leq (30mins)	L10 (5mins)	L90 (5mins)
29/08/2024	0:04	50.5		53.0	46.9
29/08/2024	0:09	49.2		51.0	47.1
29/08/2024	0:14	51.2	50.1	53.1	48.7
29/08/2024	0:19	49.5		51.8	46.6
29/08/2024	0:24	50.2		52.0	47.8
29/08/2024	0:29	49.7		52.0	47.0
29/08/2024	0:34	48.0		49.8	46.3
29/08/2024	0:39	49.7		52.4	46.3
29/08/2024	0:44	50.2	49.9	52.1	47.6
29/08/2024	0:49	51.4		54.5	47.5
29/08/2024	0:54	50.7		53.5	47.7
29/08/2024	0:59	48.7		50.9	46.3
29/08/2024	1:04	48.5		50.7	45.8
29/08/2024	1:09	45.7		46.9	44.4
29/08/2024	1:14	45.0	45.7	46.1	44.0
29/08/2024	1:19	44.2		44.7	43.7
29/08/2024	1:24	45.0		46.2	43.9
29/08/2024	1:29	44.4		44.8	43.8
29/08/2024	1:34	44.8		45.6	44.0
29/08/2024	1:39	46.8		48.1	45.4
29/08/2024	1:44	48.8	47.1	51.0	45.8
29/08/2024	1:49	48.7		50.7	45.3
29/08/2024	1:54	46.8		50.0	44.6
29/08/2024	1:59	45.4		46.9	44.4
29/08/2024	2:04	48.4		51.5	44.9
29/08/2024	2:09	45.5		46.4	44.6
29/08/2024	2:14	45.8	46.4	47.2	44.8
29/08/2024	2:19	45.9		46.8	45.0
29/08/2024	2:24	46.3		47.5	44.9
29/08/2024	2:29	45.4		46.6	44.5
29/08/2024	2:34	45.4		46.6	44.4
29/08/2024	2:39	45.2		46.1	44.3
29/08/2024	2:44	45.7	46.9	46.7	44.7
29/08/2024	2:49	46.7		48.4	45.2
29/08/2024	2:54	47.6		49.4	45.7
29/08/2024	2:59	49.3		51.5	46.8
29/08/2024	3:04	52.5		55.0	49.1
29/08/2024	3:09	52.7		54.9	49.8
29/08/2024	3:14	52.7	55.4	55.7	49.0
29/08/2024	3:19	54.1		57.0	50.6
29/08/2024	3:24	56.9		59.3	52.7
29/08/2024	3:29	59.0		62.2	54.7
29/08/2024	3:34	58.2		61.1	52.6
29/08/2024	3:39	57.3		59.9	53.2
29/08/2024	3:44	54.8	55.3	57.1	51.5
29/08/2024	3:49	53.6		56.4	49.2
29/08/2024	3:54	52.5		54.9	49.0
29/08/2024	3:59	51.1		53.3	48.0
29/08/2024	4:04	50.1		52.2	46.8
29/08/2024	4:09	49.8		51.8	46.3
29/08/2024	4:14	49.2	52.5	51.7	46.9
29/08/2024	4:19	51.1		53.7	48.3
29/08/2024	4:24	53.8		56.2	50.5
29/08/2024	4:29	56.1		58.6	52.3
29/08/2024	4:34	55.0		57.4	51.4
29/08/2024	4:39	56.5		59.2	51.8
29/08/2024	4:44	57.9	59.2	60.0	54.6
29/08/2024	4:49	59.1		61.6	55.4
29/08/2024	4:54	61.3		63.8	57.6
29/08/2024	4:59	61.6		64.1	57.3
29/08/2024	5:04	60.4		63.5	55.9
29/08/2024	5:09	57.6		60.5	53.7
29/08/2024	5:14	54.9	55.7	58.0	50.7
29/08/2024	5:19	50.6		52.7	47.5
29/08/2024	5:24	48.7		50.8	46.1
29/08/2024	5:29	46.9		48.5	45.4
29/08/2024	5:34	48.9		51.0	46.7
29/08/2024	5:39	51.9		54.3	48.3
29/08/2024	5:44	54.4	54.2	57.0	51.0
29/08/2024	5:49	54.9		57.0	51.7
29/08/2024	5:54	57.3		60.4	53.0
29/08/2024	5:59	53.5		56.2	49.6
29/08/2024	6:04	52.1		55.0	48.2
29/08/2024	6:09	50.9		53.7	47.5
29/08/2024	6:14	49.4	52.5	51.5	46.7
29/08/2024	6:19	53.6		56.9	48.9
29/08/2024	6:24	54.5		56.7	51.0
29/08/2024	6:29	52.6		56.0	47.0
29/08/2024	6:34	46.5		49.0	44.2
29/08/2024	6:39	46.9		49.4	44.3
29/08/2024	6:44	55.2	50.9	57.6	45.8
29/08/2024	6:49	50.5		53.7	44.9
29/08/2024	6:54	47.8		49.3	44.7
29/08/2024	6:59	51.5		55.0	45.0
29/08/2024	23:04	49.7		50.0	49.5
29/08/2024	23:09	49.7		50.0	49.4
29/08/2024	23:14	49.9	51.0	50.3	49.6
29/08/2024	23:19	51.5		52.5	49.4
29/08/2024	23:24	52.1		52.8	51.4
29/08/2024	23:29	52.1		52.7	51.4
29/08/2024	23:34	51.2		52.1	49.5
29/08/2024	23:39	52.3		53.3	50.5
29/08/2024	23:44	52.6	51.4	53.2	52.0
29/08/2024	23:49	51.9		53.2	50.4
29/08/2024	23:54	49.7		50.3	49.0
29/08/2024	23:59	50.1		51.6	48.9
		Mean	51.5		
		Maximum	59.2		
		Minimum	45.7		

Station: CM13

Date	Start Time	Leq (5mins)	Leq (30mins)	L10 (5mins)	L90 (5mins)
30/08/2024	0:04	49.4		49.8	49.2
30/08/2024	0:09	50.0		50.3	49.3
30/08/2024	0:14	49.8	49.7	50.1	49.5
30/08/2024	0:19	49.6		49.9	49.3
30/08/2024	0:24	49.5		49.9	49.2
30/08/2024	0:29	49.7		49.9	49.2
30/08/2024	0:34	49.5		49.8	49.3
30/08/2024	0:39	49.5		49.9	49.2
30/08/2024	0:44	49.5	49.2	50.1	49.1
30/08/2024	0:49	48.9		49.5	48.2
30/08/2024	0:54	48.1		48.4	47.8
30/08/2024	0:59	49.3		50.2	48.4
30/08/2024	1:04	49.3		49.8	48.8
30/08/2024	1:09	49.6		49.9	48.8
30/08/2024	1:14	49.4	49.7	49.9	48.8
30/08/2024	1:19	49.2		49.7	48.8
30/08/2024	1:24	49.3		50.6	48.4
30/08/2024	1:29	51.1		51.8	50.4
30/08/2024	1:34	51.4		52.1	50.6
30/08/2024	1:39	51.3		51.8	50.7
30/08/2024	1:44	51.2	50.7	51.7	50.7
30/08/2024	1:49	50.5		51.6	49.1
30/08/2024	1:54	50.2		50.7	49.8
30/08/2024	1:59	49.2		50.1	48.6
30/08/2024	2:04	50.1		50.7	49.4
30/08/2024	2:09	50.7		51.5	50.1
30/08/2024	2:14	50.4	50.5	51.2	49.3
30/08/2024	2:19	51.2		51.8	50.4
30/08/2024	2:24	50.6		51.6	49.6
30/08/2024	2:29	49.6		51.0	48.1
30/08/2024	2:34	50.9		51.6	49.7
30/08/2024	2:39	50.7		51.7	49.0
30/08/2024	2:44	50.7	50.8	51.6	49.1
30/08/2024	2:49	51.2		51.7	50.6
30/08/2024	2:54	50.5		51.6	49.2
30/08/2024	2:59	50.6		51.3	49.8
30/08/2024	3:04	50.5		51.3	48.9
30/08/2024	3:09	49.1		49.4	48.7
30/08/2024	3:14	49.2	49.3	49.6	48.9
30/08/2024	3:19	49.0		49.4	48.7
30/08/2024	3:24	49.1		49.5	48.6
30/08/2024	3:29	48.8		49.2	48.4
30/08/2024	3:34	48.2		49.0	47.5
30/08/2024	3:39	49.3		49.8	48.6
30/08/2024	3:44	48.5	48.7	49.5	47.7
30/08/2024	3:49	49.4		50.1	48.5
30/08/2024	3:54	48.4		48.8	48.1
30/08/2024	3:59	48.4		48.6	48.0
30/08/2024	4:04	48.4		48.8	48.2
30/08/2024	4:09	48.5		48.8	48.1
30/08/2024	4:14	48.2	48.4	48.5	47.8
30/08/2024	4:19	48.3		48.6	48.0
30/08/2024	4:24	48.4		48.9	48.0
30/08/2024	4:29	48.6		49.1	48.3
30/08/2024	4:34	48.7		49.3	48.2
30/08/2024	4:39	48.9		49.5	48.5
30/08/2024	4:44	54.6	52.1	56.5	48.7
30/08/2024	4:49	55.5		58.3	49.1
30/08/2024	4:54	49.8		50.6	49.2
30/08/2024	4:59	49.5		50.7	48.7
30/08/2024	5:04	49.2		49.6	48.9
30/08/2024	5:09	49.6		50.1	49.1
30/08/2024	5:14	49.9	50.0	50.2	49.5
30/08/2024	5:19	50.1		50.7	49.6
30/08/2024	5:24	50.1		50.6	49.7
30/08/2024	5:29	50.7		51.3	50.3
30/08/2024	5:34	51.4		52.2	50.7
30/08/2024	5:39	57.6		60.2	51.8
30/08/2024	5:44	58.3	56.3	60.5	54.6
30/08/2024	5:49	57.3		59.9	53.7
30/08/2024	5:54	55.5		58.4	52.5
30/08/2024	5:59	54.4		56.7	51.1
30/08/2024	6:04	54.2		57.2	51.1
30/08/2024	6:09	56.5		59.5	51.1
30/08/2024	6:14	55.0	53.9	58.2	49.3
30/08/2024	6:19	52.8		56.7	48.7
30/08/2024	6:24	50.9		52.8	48.1
30/08/2024	6:29	50.8		53.4	47.7
30/08/2024	6:34	50.0		50.6	47.5
30/08/2024	6:39	49.2		50.4	48.1
30/08/2024	6:44	49.7	50.1	52.3	45.2
30/08/2024	6:49	49.5		50.2	48.1
30/08/2024	6:54	52.5		54.9	47.4
30/08/2024	6:59	48.8		50.4	47.0

Date	Start Time	Leq (5mins)	Leq (30mins)	L10 (5mins)	L90 (5mins)
31/08/2024	0:03	53.6		54.5	52.8
31/08/2024	0:08	53.6		55.0	52.5
31/08/2024	0:13	54.4	53.9	55.8	53.1
31/08/2024	0:18	54.0		55.0	53.1
31/08/2024	0:23	54.4		56.2	52.9
31/08/2024	0:28	53.5		54.3	52.7
31/08/2024	0:33	53.6		54.8	52.8
31/08/2024	0:38	54.0		55.3	52.8
31/08/2024	0:43	54.1	53.7	55.7	52.9
31/08/2024	0:48	54.1		55.9	52.5
31/08/2024	0:53	53.1		53.8	52.4
31/08/2024	0:58	53.2		54.3	52.4
31/08/2024	1:03	53.3		54.3	52.4
31/08/2024	1:08	53.3		54.3	52.5
31/08/2024	1:13	53.4	53.4	54.3	52.6
31/08/2024	1:18	53.8		54.8	52.7
31/08/2024	1:23	53.4		54.4	52.6
31/08/2024	1:28	53.0		53.9	52.3
31/08/2024	1:33	53.3		54.1	52.5
31/08/2024	1:38	53.5		54.2	52.9
31/08/2024	1:43	53.5	53.2	54.2	52.9
31/08/2024	1:48	53.0		53.6	52.6
31/08/2024	1:53	52.9		53.4	52.5
31/08/2024	1:58	53.2		53.7	52.7
31/08/2024	2:03	52.9		53.3	52.5
31/08/2024	2:08	53.2		53.8	52.8
31/08/2024	2:13	52.9	53.1	53.4	52.4
31/08/2024	2:18	53.0		53.5	52.6
31/08/2024	2:23	53.3		53.9	52.7
31/08/2024	2:28	53.4		54.1	52.8
31/08/2024	2:33	53.8		54.7	53.1
31/08/2024	2:38	54.1		55.2	53.2
31/08/2024	2:43	53.9	54.1	54.6	53.2
31/08/2024	2:48	54.5		55.6	53.5
31/08/2024	2:53	54.3		55.0	53.6
31/08/2024	2:58	54.2		55.0	53.6
31/08/2024	3:03	54.2		55.0	53.6
31/08/2024	3:08	54.2		54.8	53.5
31/08/2024	3:13	53.9	54.2	54.6	53.1
31/08/2024	3:18	54.4		55.3	53.6
31/08/2024	3:23	54.2		55.3	53.3
31/08/2024	3:28	54.3		55.6	52.9
31/08/2024	3:33	54.9		56.4	53.7
31/08/2024	3:38	54.4		55.3	53.7
31/08/2024	3:43	54.1	54.3	54.8	53.5
31/08/2024	3:48	54.5		55.6	53.7
31/08/2024	3:53	54.0		54.8	53.3
31/08/2024	3:58	53.8		54.6	53.1
31/08/2024	4:03	53.6		54.4	52.7
31/08/2024	4:08	53.8		54.5	53.2
31/08/2024	4:13	54.0	53.9	54.5	53.4
31/08/2024	4:18	54.0		54.6	53.4
31/08/2024	4:23	54.0		54.6	53.5
31/08/2024	4:28	54.1		54.6	53.7
31/08/2024	4:33	54.4		55.2	53.8
31/08/2024	4:38	54.2		54.9	53.6
31/08/2024	4:43	54.4	54.2	55.2	53.7
31/08/2024	4:48	54.0		54.9	53.5
31/08/2024	4:53	53.9		54.4	53.4
31/08/2024	4:58	54.5		55.5	53.6
31/08/2024	5:03	54.1		54.7	53.7
31/08/2024	5:08	56.7		60.2	54.0
31/08/2024	5:13	57.8	57.0	61.2	54.0
31/08/2024	5:18	56.9		60.4	53.8
31/08/2024	5:23	57.2		60.4	54.2
31/08/2024	5:28	58.2		60.3	54.4
31/08/2024	5:33	58.9		61.1	55.2
31/08/2024	5:38	57.2		59.8	54.9
31/08/2024	5:43	56.1	57.0	57.1	55.1
31/08/2024	5:48	56.5		57.6	55.4
31/08/2024	5:53	56.0		57.5	54.3
31/08/2024	5:58	56.7		59.9	52.8
31/08/2024	6:03	56.9		58.2	52.2
31/08/2024	6:08	56.5		59.0	52.3
31/08/2024	6:13	54.8	55.2	57.5	52.8
31/08/2024	6:18	54.5		56.4	52.6
31/08/2024	6:23	53.4		54.4	52.3
31/08/2024	6:28	54.3		56.5	52.4
31/08/2024	6:33	52.5		53.8	51.5
31/08/2024	6:38	53.2		54.5	51.6
31/08/2024	6:43	52.7	54.3	53.5	51.8
31/08/2024	6:48	53.2		54.5	52.0
31/08/2024	6:53	54.4		55.6	52.5
31/08/2024	6:58	57.6		60.0	52.2

Date	Start Time	Leq (5mins)	Leq (30mins)	L10 (5mins)	L90 (5mins)
1/09/2024	0:03	46.5		49.2	44.7
1/09/2024	0:08	45.3		45.9	44.8
1/09/2024	0:13	45.5	45.6	46.2	44.7
1/09/2024	0:18	45.4		46.0	44.8
1/09/2024	0:23	45.5		46.9	44.6
1/09/2024	0:28	45.2		45.8	44.6
1/09/2024	0:33	45.4		45.9	44.8
1/09/2024	0:38	46.0		49.3	44.3
1/09/2024	0:43	44.9	45.6	45.2	44.5
1/09/2024	0:48	45.2		46.1	44.6
1/09/2024	0:53	45.4		46.7	44.4
1/09/2024	0:58	46.7		49.0	44.8
1/09/2024	1:03	45.6		47.4	44.3
1/09/2024	1:08	45.0		45.3	44.6
1/09/2024	1:13	44.9	45.2	45.2	44.5
1/09/2024	1:18	45.4		45.8	45.0
1/09/2024	1:23	44.9		45.5	44.4
1/09/2024	1:28	45.1		45.8	44.5
1/09/2024	1:33	45.0		45.5	44.5
1/09/2024	1:38	44.8		45.3	44.4
1/09/2024	1:43	45.4	45.4	46.0	45.0
1/09/2024	1:48	46.0		47.5	44.6
1/09/2024	1:53	45.4		46.1	44.7
1/09/2024	1:58	45.5		46.6	44.8
1/09/2024	2:03	45.5		46.5	44.8
1/09/2024	2:08	46.1		48.3	44.6
1/09/2024	2:13	44.5	45.1	45.1	44.1
1/09/2024	2:18	45.1		45.5	44.1
1/09/2024	2:23	44.6		45.2	44.1
1/09/2024	2:28	44.6		45.3	43.9
1/09/2024	2:33	45.2		45.8	44.6
1/09/2024	2:38	44.5		45.2	44.0
1/09/2024	2:43	44.3	44.5	44.8	44.0
1/09/2024	2:48	44.7		44.8	43.9
1/09/2024	2:53	44.1		44.6	43.7
1/09/2024	2:58	44.4		44.8	44.0
1/09/2024	3:03	43.8		44.1	43.4
1/09/2024	3:08	44.0		44.5	43.7
1/09/2024	3:13	44.2	44.2	44.7	43.8
1/09/2024	3:18	44.0		44.6	43.7
1/09/2024	3:23	44.6		44.9	44.2
1/09/2024	3:28	44.6		46.8	43.8
1/09/2024	3:33	44.5		44.8	44.0
1/09/2024	3:38	44.6		45.2	43.8
1/09/2024	3:43	44.0	44.4	44.7	43.6
1/09/2024	3:48	44.4		44.7	44.0
1/09/2024	3:53	44.2		44.6	43.8
1/09/2024	3:58	44.5		45.0	44.0
1/09/2024	4:03	45.1		46.0	44.2
1/09/2024	4:08	44.4		44.8	43.9
1/09/2024	4:13	44.6	44.7	45.0	44.3
1/09/2024	4:18	44.4		45.0	43.8
1/09/2024	4:23	44.9		45.5	44.1
1/09/2024	4:28	44.6		45.2	44.0
1/09/2024	4:33	44.8		45.7	43.9
1/09/2024	4:38	45.6		46.7	44.5
1/09/2024	4:43	44.3	44.8	44.9	43.8
1/09/2024	4:48	44.8		45.3	44.4
1/09/2024	4:53	44.6		45.0	44.3
1/09/2024	4:58	44.3		44.8	44.0
1/09/2024	5:03	44.8		45.2	44.5
1/09/2024	5:08	44.4		44.8	44.1
1/09/2024	5:13	44.7	44.7	45.1	44.5
1/09/2024	5:18	44.9		45.4	44.1
1/09/2024	5:23	44.5		44.9	44.1
1/09/2024	5:28	44.6		45.0	44.3
1/09/2024	5:33	45.8		46.0	44.2
1/09/2024	5:38	44.8		45.8	44.2
1/09/2024	5:43	44.5	44.7	45.6	43.6
1/09/2024	5:48	44.5		45.3	43.9
1/09/2024	5:53	44.2		44.6	44.0
1/09/2024	5:58	44.0		44.4	43.8
1/09/2024	6:03	44.4		44.7	44.0
1/09/2024	6:08	44.1		44.5	43.3
1/09/2024	6:13	50.2	51.2	51.1	43.7
1/09/2024	6:18	56.9		57.0	44.0
1/09/2024	6:23	49.2		53.2	44.9
1/09/2024	6:28	48.1		50.2	45.1
1/09/2024	6:33	48.6		51.3	44.7
1/09/2024	6:38	46.7		46.9	44.4
1/09/2024	6:43	47.3	49.7	50.0	45.0
1/09/2024	6:48	48.5		51.4	45.9
1/09/2024	6:53	52.4		54.1	50.7
1/09/2024	6:58	51.6		53.1	50.0

30/08/2024	23:03	53.6		54.5	52.8
30/08/2024	23:08	54.0		54.9	53.2
30/08/2024	23:13	53.4	53.3	54.4	52.6
30/08/2024	23:18	52.7		53.4	52.1
30/08/2024	23:23	52.7		53.3	52.2
30/08/2024	23:28	53.3		54.1	52.4
30/08/2024	23:33	54.1		55.5	53.0
30/08/2024	23:38	54.8		56.9	53.0
30/08/2024	23:43	54.4	54.3	55.8	53.2
30/08/2024	23:48	54.4		55.8	53.1
30/08/2024	23:53	54.0		55.3	52.8
30/08/2024	23:58	53.9		55.3	52.8
		Mean	51.1		
		Maximum	56.3		
		Minimum	48.4		

31/08/2024	23:03	48.2		48.8	47.5
31/08/2024	23:08	48.4		49.2	47.5
31/08/2024	23:13	49.5	47.8	52.0	47.1
31/08/2024	23:18	47.9		49.4	46.3
31/08/2024	23:23	46.5		47.3	45.7
31/08/2024	23:28	45.3		45.9	44.8
31/08/2024	23:33	46.7		48.2	45.0
31/08/2024	23:38	46.0		46.9	44.9
31/08/2024	23:43	45.6	45.9	46.5	44.9
31/08/2024	23:48	45.6		46.4	44.9
31/08/2024	23:53	45.1		45.7	44.7
31/08/2024	23:58	46.4		47.8	45.2
		Mean	53.5		
		Maximum	57.0		
		Minimum	45.9		

1/09/2024	23:03	55.1		55.6	54.6
1/09/2024	23:08	54.8		55.2	54.4
1/09/2024	23:13	54.7	56.2	55.3	54.0
1/09/2024	23:18	56.5		58.1	53.4
1/09/2024	23:23	57.7		58.7	56.2
1/09/2024	23:28	57.5		58.6	56.1
1/09/2024	23:33	57.8		59.0	55.9
1/09/2024	23:38	56.7		57.7	55.7
1/09/2024	23:43	56.8	56.5	58.5	52.5
1/09/2024	23:48	56.2		57.5	54.7
1/09/2024	23:53	55.4		56.2	54.6
1/09/2024	23:58	55.7		56.7	54.2
		Mean	47.0		
		Maximum	56.5		
		Minimum	44.2		

Station: CM13

Date	Start Time	Leq (5mins)	Leq (30mins)	L10 (5mins)	L90 (5mins)
2/09/2024	0:03	55.6		56.4	54.9
2/09/2024	0:08	54.6		56.0	52.1
2/09/2024	0:13	56.4	56.2	57.8	54.9
2/09/2024	0:18	57.2		58.2	56.1
2/09/2024	0:23	56.6		57.9	54.6
2/09/2024	0:28	56.3		57.4	54.7
2/09/2024	0:33	55.8		57.7	54.4
2/09/2024	0:38	58.8		60.0	57.2
2/09/2024	0:43	59.6	58.5	60.4	58.7
2/09/2024	0:48	58.8		59.8	57.5
2/09/2024	0:53	58.9		59.8	57.8
2/09/2024	0:58	58.4		59.1	57.4
2/09/2024	1:03	56.1		58.6	50.8
2/09/2024	1:08	56.7		57.6	55.5
2/09/2024	1:13	57.2	56.8	58.0	56.3
2/09/2024	1:18	57.3		58.1	56.3
2/09/2024	1:23	56.3		57.3	55.5
2/09/2024	1:28	56.8		57.9	54.8
2/09/2024	1:33	56.2		58.0	54.4
2/09/2024	1:38	55.2		56.0	54.0
2/09/2024	1:43	55.6	56.7	56.4	54.6
2/09/2024	1:48	57.3		58.2	55.7
2/09/2024	1:53	57.5		58.3	56.4
2/09/2024	1:58	57.6		58.6	55.8
2/09/2024	2:03	55.5		56.4	54.3
2/09/2024	2:08	56.1		56.8	55.4
2/09/2024	2:13	55.8	55.1	56.6	54.5
2/09/2024	2:18	54.4		55.9	51.3
2/09/2024	2:23	55.4		57.0	52.4
2/09/2024	2:28	52.5		53.2	51.8
2/09/2024	2:33	52.7		53.3	52.1
2/09/2024	2:38	52.7		53.2	52.1
2/09/2024	2:43	52.7	53.4	53.3	52.1
2/09/2024	2:48	51.9		53.0	50.5
2/09/2024	2:53	54.5		55.9	51.4
2/09/2024	2:58	54.9		56.1	53.4
2/09/2024	3:03	56.0		56.7	55.0
2/09/2024	3:08	56.3		57.3	55.0
2/09/2024	3:13	55.9	55.5	57.1	54.6
2/09/2024	3:18	54.4		55.2	53.5
2/09/2024	3:23	55.0		55.7	54.2
2/09/2024	3:28	55.2		55.8	54.6
2/09/2024	3:33	55.3		55.9	54.8
2/09/2024	3:38	54.9		55.7	54.1
2/09/2024	3:43	54.1	54.7	55.4	52.3
2/09/2024	3:48	54.4		55.2	53.4
2/09/2024	3:53	52.9		53.9	50.9
2/09/2024	3:58	56.0		57.4	54.3
2/09/2024	4:03	58.1		59.9	55.7
2/09/2024	4:08	59.3		60.1	58.5
2/09/2024	4:13	59.7	58.4	60.5	58.8
2/09/2024	4:18	59.4		60.6	58.2
2/09/2024	4:23	57.4		58.6	55.4
2/09/2024	4:28	55.4		56.5	54.4
2/09/2024	4:33	54.3		55.5	52.1
2/09/2024	4:38	55.3		56.0	54.5
2/09/2024	4:43	56.2	54.7	57.2	55.0
2/09/2024	4:48	55.6		56.7	54.3
2/09/2024	4:53	52.2		52.9	51.2
2/09/2024	4:58	53.2		55.1	51.6
2/09/2024	5:03	53.4		56.1	51.7
2/09/2024	5:08	57.2		60.6	53.9
2/09/2024	5:13	58.6	57.9	61.9	55.4
2/09/2024	5:18	58.8		59.7	57.6
2/09/2024	5:23	58.7		59.9	57.3
2/09/2024	5:28	58.6		61.2	56.4
2/09/2024	5:33	54.9		56.7	53.5
2/09/2024	5:38	55.2		56.1	54.3
2/09/2024	5:43	56.4	56.7	59.8	53.1
2/09/2024	5:48	58.4		61.1	54.5
2/09/2024	5:53	56.8		59.0	53.9
2/09/2024	5:58	57.7		58.8	56.4
2/09/2024	6:03	57.1		58.7	52.7
2/09/2024	6:08	54.4		55.7	50.3
2/09/2024	6:13	53.9	54.7	56.2	49.8
2/09/2024	6:18	54.4		57.5	49.5
2/09/2024	6:23	53.8		58.3	46.8
2/09/2024	6:28	53.2		56.5	47.8
2/09/2024	6:33	53.2		57.5	46.2
2/09/2024	6:38	50.8		55.3	46.2
2/09/2024	6:43	50.8	50.4	55.0	46.3
2/09/2024	6:48	46.6		48.1	45.2
2/09/2024	6:53	49.7		52.8	45.3
2/09/2024	6:58	48.7		51.2	45.5

Date	Start Time	Leq (5mins)	Leq (30mins)	L10 (5mins)	L90 (5mins)
3/09/2024	0:04	51.7		53.7	49.6
3/09/2024	0:09	51.3		53.0	49.3
3/09/2024	0:14	52.3	51.6	55.1	49.3
3/09/2024	0:19	51.7		53.7	49.3
3/09/2024	0:24	51.0		53.1	48.9
3/09/2024	0:29	51.4		53.6	49.0
3/09/2024	0:34	50.0		51.7	48.6
3/09/2024	0:39	50.7		52.2	49.1
3/09/2024	0:44	49.6	50.2	51.3	48.3
3/09/2024	0:49	50.9		52.3	49.2
3/09/2024	0:54	50.9		54.4	47.7
3/09/2024	0:59	48.9		49.8	48.2
3/09/2024	1:04	49.5		50.8	48.5
3/09/2024	1:09	49.3		50.8	48.1
3/09/2024	1:14	49.3	49.3	50.4	48.3
3/09/2024	1:19	48.9		50.1	48.0
3/09/2024	1:24	49.6		51.1	48.3
3/09/2024	1:29	48.9		50.4	47.7
3/09/2024	1:34	49.0		50.4	47.9
3/09/2024	1:39	49.5		50.5	48.6
3/09/2024	1:44	49.9	50.3	51.3	48.5
3/09/2024	1:49	50.9		52.5	48.9
3/09/2024	1:54	51.5		53.6	49.5
3/09/2024	1:59	50.5		52.3	49.0
3/09/2024	2:04	51.1		52.8	49.2
3/09/2024	2:09	51.0		52.8	49.0
3/09/2024	2:14	51.1	51.1	53.3	48.9
3/09/2024	2:19	51.8		54.5	48.9
3/09/2024	2:24	51.1		53.3	49.0
3/09/2024	2:29	50.1		51.7	48.9
3/09/2024	2:34	50.0		51.7	48.6
3/09/2024	2:39	50.5		52.0	49.2
3/09/2024	2:44	51.2	50.7	52.6	49.2
3/09/2024	2:49	50.4		51.9	48.7
3/09/2024	2:54	50.9		52.6	48.9
3/09/2024	2:59	51.2		53.2	49.2
3/09/2024	3:04	50.9		52.8	49.1
3/09/2024	3:09	51.8		54.2	49.9
3/09/2024	3:14	50.6	50.6	52.5	49.2
3/09/2024	3:19	49.9		51.1	49.0
3/09/2024	3:24	50.5		52.0	49.1
3/09/2024	3:29	49.7		51.0	48.8
3/09/2024	3:34	50.3		51.8	49.1
3/09/2024	3:39	50.0		51.3	48.8
3/09/2024	3:44	51.2	51.1	52.8	49.8
3/09/2024	3:49	51.0		52.7	49.3
3/09/2024	3:54	51.4		52.9	49.8
3/09/2024	3:59	52.4		54.2	50.2
3/09/2024	4:04	51.5		53.2	49.8
3/09/2024	4:09	51.8		53.4	50.2
3/09/2024	4:14	52.1	51.5	54.1	50.0
3/09/2024	4:19	51.5		53.0	50.2
3/09/2024	4:24	51.2		52.7	49.9
3/09/2024	4:29	50.9		52.2	49.5
3/09/2024	4:34	50.8		51.7	50.0
3/09/2024	4:39	51.3		52.6	50.0
3/09/2024	4:44	51.8	51.3	53.3	50.3
3/09/2024	4:49	50.9		51.8	49.9
3/09/2024	4:54	50.9		52.3	49.8
3/09/2024	4:59	51.8		52.8	50.5
3/09/2024	5:04	51.4		52.5	50.5
3/09/2024	5:09	52.0		53.2	50.8
3/09/2024	5:14	51.9	51.8	53.0	50.8
3/09/2024	5:19	51.1		52.2	50.1
3/09/2024	5:24	52.2		53.8	51.0
3/09/2024	5:29	52.2		53.5	51.1
3/09/2024	5:34	52.4		53.8	51.2
3/09/2024	5:39	52.0		53.4	50.4
3/09/2024	5:44	52.0	52.2	53.5	50.6
3/09/2024	5:49	52.1		53.5	50.9
3/09/2024	5:54	52.6		54.0	51.2
3/09/2024	5:59	52.2		53.8	50.9
3/09/2024	6:04	53.7		55.6	51.4
3/09/2024	6:09	52.8		54.3	50.8
3/09/2024	6:14	53.2	55.6	55.1	51.1
3/09/2024	6:19	54.6		57.8	51.6
3/09/2024	6:24	57.2		58.9	52.6
3/09/2024	6:29	58.6		60.5	52.0
3/09/2024	6:34	53.5		56.6	50.4
3/09/2024	6:39	53.2		55.7	50.1
3/09/2024	6:44	53.0	53.7	54.5	50.8
3/09/2024	6:49	53.7		55.7	50.9
3/09/2024	6:54	55.0		58.3	49.4
3/09/2024	6:59	53.7		56.4	49.5

Date	Start Time	Leq (5mins)	Leq (30mins)	L10 (5mins)	L90 (5mins)
4/09/2024	0:04	43.9		44.5	43.4
4/09/2024	0:09	44.0		44.6	43.4
4/09/2024	0:14	44.8	44.3	45.6	44.1
4/09/2024	0:19	44.8		45.8	43.9
4/09/2024	0:24	44.2		44.9	43.7
4/09/2024	0:29	43.9		44.3	43.4
4/09/2024	0:34	44.5		46.0	43.2
4/09/2024	0:39	43.5		44.0	43.1
4/09/2024	0:44	43.9	44.6	44.4	43.5
4/09/2024	0:49	43.8		44.4	43.5
4/09/2024	0:54	44.9		46.1	43.7
4/09/2024	0:59	46.4		49.9	44.2
4/09/2024	1:04	44.7		45.4	44.1
4/09/2024	1:09	45.9		47.3	44.8
4/09/2024	1:14	46.1	45.4	47.6	44.6
4/09/2024	1:19	45.8		47.5	44.5
4/09/2024	1:24	45.1		46.1	44.1
4/09/2024	1:29	44.6		45.1	43.9
4/09/2024	1:34	44.7		45.4	44.1
4/09/2024	1:39	44.8		45.5	44.1
4/09/2024	1:44	45.2	44.9	45.9	44.4
4/09/2024	1:49	45.4		45.9	44.3
4/09/2024	1:54	44.5		45.1	44.0
4/09/2024	1:59	44.8		45.4	44.3
4/09/2024	2:04	45.0		45.8	44.3
4/09/2024	2:09	44.9		45.4	44.3
4/09/2024	2:14	45.3	45.7	46.0	44.5
4/09/2024	2:19	46.2		47.4	44.9
4/09/2024	2:24	46.3		47.8	44.9
4/09/2024	2:29	46.2		47.5	45.0
4/09/2024	2:34	46.4		47.9	44.8
4/09/2024	2:39	45.6		46.0	44.4
4/09/2024	2:44	44.9	46.0	45.3	44.4
4/09/2024	2:49	46.4		49.2	44.4
4/09/2024	2:54	46.6		49.0	44.5
4/09/2024	2:59	45.6		46.5	44.1
4/09/2024	3:04	44.9		45.5	44.4
4/09/2024	3:09	44.7		45.2	44.2
4/09/2024	3:14	46.0	45.4	47.2	44.4
4/09/2024	3:19	46.0		47.2	44.7
4/09/2024	3:24	44.8		45.2	44.2
4/09/2024	3:29	45.7		46.7	44.3
4/09/2024	3:34	44.9		45.4	44.3
4/09/2024	3:39	44.6		45.0	44.3
4/09/2024	3:44	45.0	45.0	45.5	44.6
4/09/2024	3:49	45.3		45.7	44.8
4/09/2024	3:54	45.1		45.5	44.7
4/09/2024	3:59	44.9		45.3	44.5
4/09/2024	4:04	45.5		46.7	44.5
4/09/2024	4:09	45.2		47.1	44.1
4/09/2024	4:14	44.4	44.6	45.3	43.8
4/09/2024	4:19	44.2		44.9	43.6
4/09/2024	4:24	44.2		44.7	43.7
4/09/2024	4:29	44.1		44.6	43.7
4/09/2024	4:34	45.6		45.8	44.1
4/09/2024	4:39	44.4		45.1	43.9
4/09/2024	4:44	44.7	45.1	45.5	44.1
4/09/2024	4:49	44.9		45.8	44.0
4/09/2024	4:54	46.4		48.3	44.2
4/09/2024	4:59	44.4		44.8	44.0
4/09/2024	5:04	44.5		45.3	43.8
4/09/2024	5:09	44.1		44.8	43.6
4/09/2024	5:14	45.4	45.2	45.6	43.9
4/09/2024	5:19	45.0		46.0	44.4
4/09/2024	5:24	45.9		47.1	44.8
4/09/2024	5:29	46.2		47.7	44.3
4/09/2024	5:34	45.0		46.2	44.0
4/09/2024	5:39	45.7		47.3	44.1
4/09/2024	5:44	44.5	45.9	44.8	43.8
4/09/2024	5:49	44.5		44.9	43.7
4/09/2024	5:54	47.7		50.1	44.1
4/09/2024	5:59	46.7		48.1	44.2
4/09/2024	6:04	44.1		44.6	43.7
4/09/2024	6:09	45.0		46.2	43.7
4/09/2024	6:14	44.0	44.6	44.5	43.6
4/09/2024	6:19	45.5		47.3	43.5
4/09/2024	6:24	44.6		45.5	43.9
4/09/2024	6:29	44.3		45.5	43.7
4/09/2024	6:34	45.1		46.4	43.9
4/09/2024	6:39	46.9		47.7	44.5
4/09/2024	6:44	52.1	50.5	53.0	51.0
4/09/2024	6:49	50.9		51.9	50.0
4/09/2024	6:54	52.3		53.6	50.7
4/09/2024	6:59	51.5		52.0	50.2
		Mean	45.5		
		Maximum	50.5		
		Minimum	44.3		

2/09/2024	23:04	48.6		49.9	47.6
2/09/2024	23:09	49.2		50.1	48.3
2/09/2024	23:14	49.1	50.4	50.1	48.3
2/09/2024	23:19	50.5		52.6	48.3
2/09/2024	23:24	51.8		53.9	49.5
2/09/2024	23:29	51.9		52.0	48.3
2/09/2024	23:34	50.8		51.4	48.5
2/09/2024	23:39	49.9		51.5	48.6
2/09/2024	23:44	50.4	50.7	52.4	48.8
2/09/2024	23:49	50.7		52.2	49.2
2/09/2024	23:54	51.4		52.9	49.7
2/09/2024	23:59	51.0		52.9	49.4
		Mean	55.1		
		Maximum	58.5		
		Minimum	50.4		

3/09/2024	23:04	46.1		47.3	45.1
3/09/2024	23:09	46.9		50.1	44.8
3/09/2024	23:14	46.1	46.1	47.2	44.7
3/09/2024	23:19	46.0		46.8	45.0
3/09/2024	23:24	45.7		46.7	44.9
3/09/2024	23:29	46.0		46.6	44.5
3/09/2024	23:34	44.9		46.3	43.8
3/09/2024	23:39	44.4		45.2	43.7
3/09/2024	23:44	44.8	44.6	46.1	43.4
3/09/2024	23:49	44.4		46.0	43.4
3/09/2024	23:54	45.0		47.5	43.5
3/09/2024	23:59	44.3		45.9	43.5
		Mean	50.7		
		Maximum	55.6		
		Minimum	44.6		

Station: CM13

Date	Start Time	Leq (5mins)	Leq (30mins)	L10 (5mins)	L90 (5mins)
9/09/2024	23:02	40.2	41.8	41.7	37.8
9/09/2024	23:07	40.7		42.1	37.4
9/09/2024	23:12	40.8		41.9	37.4
9/09/2024	23:17	45.7		49.9	37.8
9/09/2024	23:22	40.5		42.5	37.9
9/09/2024	23:27	39.5		41.1	37.1
9/09/2024	23:32	40.4	40.5	42.2	37.4
9/09/2024	23:37	39.5		40.9	37.4
9/09/2024	23:42	40.5		41.8	37.8
9/09/2024	23:47	42.1		42.5	37.9
9/09/2024	23:52	40.7		41.6	37.6
9/09/2024	23:57	39.1		40.4	37.2
		Mean	41.2		
		Maximum	41.8		
		Minimum	40.5		

Date	Start Time	Leq (5mins)	Leq (30mins)	L10 (5mins)	L90 (5mins)
10/09/2024	0:02	40.2	43.3	41.7	37.6
10/09/2024	0:07	39.4		41.2	36.7
10/09/2024	0:12	42.9		44.3	37.4
10/09/2024	0:17	41.2		42.8	37.2
10/09/2024	0:22	48.3		51.0	36.8
10/09/2024	0:27	38.7		40.5	36.4
10/09/2024	0:32	39.1	41.1	40.6	36.7
10/09/2024	0:37	39.3		41.7	36.7
10/09/2024	0:42	38.8		40.2	37.1
10/09/2024	0:47	39.2		40.3	37.8
10/09/2024	0:52	45.2		49.0	38.2
10/09/2024	0:57	40.5		43.1	37.6
10/09/2024	1:02	40.0	39.0	42.5	37.1
10/09/2024	1:07	39.1		41.0	36.8
10/09/2024	1:12	38.8		40.5	36.3
10/09/2024	1:17	38.6		39.9	36.6
10/09/2024	1:22	38.2		39.7	36.6
10/09/2024	1:27	39.0		40.6	36.6
10/09/2024	1:32	38.9	38.5	40.1	36.6
10/09/2024	1:37	37.9		39.1	36.3
10/09/2024	1:42	39.0		40.3	36.7
10/09/2024	1:47	38.2		40.0	36.8
10/09/2024	1:52	38.7		39.6	36.9
10/09/2024	1:57	38.3		39.6	36.5
10/09/2024	2:02	37.7	37.9	38.6	36.5
10/09/2024	2:07	38.3		39.4	34.5
10/09/2024	2:12	38.3		40.0	34.6
10/09/2024	2:17	37.4		38.4	34.8
10/09/2024	2:22	37.9		39.5	35.7
10/09/2024	2:27	37.7		39.0	34.2
10/09/2024	2:32	37.7	38.9	38.9	35.8
10/09/2024	2:37	38.3		39.6	36.7
10/09/2024	2:42	41.1		44.5	36.4
10/09/2024	2:47	38.1		39.1	34.7
10/09/2024	2:52	37.6		39.2	34.8
10/09/2024	2:57	39.2		39.6	35.9
10/09/2024	3:02	38.1	38.1	39.6	36.2
10/09/2024	3:07	38.3		38.8	35.6
10/09/2024	3:12	38.0		38.8	36.9
10/09/2024	3:17	38.4		39.1	37.2
10/09/2024	3:22	37.5		38.1	36.7
10/09/2024	3:27	38.0		39.1	36.4
10/09/2024	3:32	38.2	38.2	39.6	36.0
10/09/2024	3:37	38.2		39.5	35.9
10/09/2024	3:42	37.5		38.5	36.0
10/09/2024	3:47	40.0		43.6	37.0
10/09/2024	3:52	37.9		38.9	37.0
10/09/2024	3:57	36.5		37.8	35.4
10/09/2024	4:02	38.8	38.3	39.7	37.3
10/09/2024	4:07	38.0		38.9	37.1
10/09/2024	4:12	38.0		39.7	35.3
10/09/2024	4:17	38.8		39.9	36.8
10/09/2024	4:22	38.2		38.8	37.3
10/09/2024	4:27	37.8		39.3	35.7
10/09/2024	4:32	38.2	38.0	38.7	36.3
10/09/2024	4:37	38.0		39.4	35.6
10/09/2024	4:42	38.1		39.7	35.5
10/09/2024	4:47	38.5		39.0	37.2
10/09/2024	4:52	37.9		38.7	36.1
10/09/2024	4:57	37.2		37.8	34.9
10/09/2024	5:02	39.0	38.3	40.1	37.3
10/09/2024	5:07	36.7		37.2	34.8
10/09/2024	5:12	38.8		39.6	37.3
10/09/2024	5:17	38.5		40.2	35.9
10/09/2024	5:22	38.8		39.4	37.3
10/09/2024	5:27	37.7		38.7	35.7
10/09/2024	5:32	38.1	39.0	38.9	37.0
10/09/2024	5:37	38.5		40.8	35.8
10/09/2024	5:42	38.3		40.0	36.2
10/09/2024	5:47	40.8		42.4	37.5
10/09/2024	5:52	38.0		39.6	36.2
10/09/2024	5:57	39.5		40.4	38.5
10/09/2024	6:02	39.2	40.7	40.8	37.2
10/09/2024	6:07	41.3		43.7	38.3
10/09/2024	6:12	41.0		42.9	38.3
10/09/2024	6:17	39.8		41.4	37.1
10/09/2024	6:22	42.9		44.3	38.4
10/09/2024	6:27	38.5		40.8	35.5
10/09/2024	6:32	42.5	41.1	42.7	37.2
10/09/2024	6:37	39.8		41.8	36.2
10/09/2024	6:42	41.8		43.5	37.5
10/09/2024	6:47	40.4		42.8	36.5
10/09/2024	6:52	39.4		40.7	37.6
10/09/2024	6:57	41.6		43.9	37.9
10/09/2024	23:02	40.5	41.9	41.4	39.1
10/09/2024	23:07	43.9		48.6	39.3
10/09/2024	23:12	43.1		46.6	39.6
10/09/2024	23:17	40.1		41.2	38.9
10/09/2024	23:22	41.6		43.6	38.6
10/09/2024	23:27	40.6		42.3	38.2
10/09/2024	23:32	42.5	41.0	43.0	38.5
10/09/2024	23:37	40.5		41.4	39.3
10/09/2024	23:42	40.8		42.4	39.0
10/09/2024	23:47	40.3		41.8	38.7
10/09/2024	23:52	40.6		42.7	38.1
10/09/2024	23:57	40.6		41.8	38.4
		Mean	39.6		
		Maximum	43.3		
		Minimum	37.9		

Date	Start Time	Leq (5mins)	Leq (30mins)	L10 (5mins)	L90 (5mins)
11/09/2024	00:02	39.2	40.1	40.0	37.4
11/09/2024	00:07	40.1		41.1	38.3
11/09/2024	00:12	40		41.1	38.3
11/09/2024	00:17	40		41.1	38.6
11/09/2024	00:22	40.8		41.9	39.1
11/09/2024	00:27	40.4		42.0	38.7
11/09/2024	00:32	47.8	43.2	49.3	39.4
11/09/2024	00:37	42.6		46.6	39.2
11/09/2024	00:42	40.6		42.1	38.7
11/09/2024	00:47	41.1		42.8	38.9
11/09/2024	00:52	40.1		40.7	38.7
11/09/2024	00:57	40.5		42.8	38.3
11/09/2024	01:02	40.7	40.6	42.4	37.9
11/09/2024	01:07	39.9		41.3	37.9
11/09/2024	01:12	41.6		42.3	38.7
11/09/2024	01:17	41.6		41.8	38.1
11/09/2024	01:22	39.8		41.0	38.1
11/09/2024	01:27	39.5		40.4	38.0
11/09/2024	01:32	39.1	39.2	40.3	37.6
11/09/2024	01:37	39		40.3	37.7
11/09/2024	01:42	39.6		41.3	37.9
11/09/2024	01:47	38.9		40.2	37.1
11/09/2024	01:52	39.3		40.5	37.7
11/09/2024	01:57	39.2		39.5	38.3
11/09/2024	02:02	39.4	39.3	40.5	38.3
11/09/2024	02:07	39.7		40.6	38.0
11/09/2024	02:12	38.8		39.3	38.2
11/09/2024	02:17	39.2		40.1	38.4
11/09/2024	02:22	39.4		40.6	38.3
11/09/2024	02:27	39.1		39.6	38.2
11/09/2024	02:32	39.7	39.5	40.7	38.6
11/09/2024	02:37	39.5		40.7	37.8
11/09/2024	02:42	39.3		40.0	38.1
11/09/2024	02:47	39.6		40.6	37.6
11/09/2024	02:52	38.6		39.6	37.2
11/09/2024	02:57	40		41.2	38.3
11/09/2024	03:02	38.8	38.2	39.6	38.0
11/09/2024	03:07	38.4		38.8	37.8
11/09/2024	03:12	38.6		39.8	37.0
11/09/2024	03:17	36.5		37.9	33.4
11/09/2024	03:22	37.8		38.5	36.9
11/09/2024	03:27	38.5		39.7	36.9
11/09/2024	03:32	36.3	36.8	37.4	33.6
11/09/2024	03:37	37.8		38.5	36.9
11/09/2024	03:42	37.4		38.1	36.4
11/09/2024	03:47	36.5		37.3	35.3
11/09/2024	03:52	37.5		38.9	35.5
11/09/2024	03:57	34.8		36.4	33.2
11/09/2024	04:02	36.8	36.7	37.9	35.6
11/09/2024	04:07	36.5		37.4	33.0
11/09/2024	04:12	36.6		37.2	35.5
11/09/2024	04:17	35.7		36.9	34.2
11/09/2024	04:22	38.3		39.9	34.9
11/09/2024	04:27	35.7		37.5	33.7
11/09/2024	04:32	37.7	36.9	39.0	35.2
11/09/2024	04:37	34.8		36.1	32.8
11/09/2024	04:42	37		38.1	35.4
11/09/2024	04:47	35.7		37.8	33.6
11/09/2024	04:52	37.6		38.7	33.3
11/09/2024	04:57	37.6		39.9	32.9
11/09/2024	05:02	36.3	37.0	37.0	34.4
11/09/2024	05:07	36.7		37.9	34.7
11/09/2024	05:12	36.7		37.6	35.7
11/09/2024	05:17	36.4		36.8	35.3
11/09/2024	05:22	37.5		39.0	35.1
11/09/2024	05:27	38.1		40.4	34.5
11/09/2024	05:32	37.3	37.6	39.1	34.3
11/09/2024	05:37	36.3		37.3	35.1
11/09/2024	05:42	37.2		38.6	34.0
11/09/2024	05:47	37.9		39.9	35.7
11/09/2024	05:52	38.2		39.6	35.2
11/09/2024	05:57	38.6		39.9	36.6
11/09/2024	06:02	37.6	39.1	39.9	34.8
11/09/2024	06:07	39.2		41.2	36.5
11/09/2024	06:12	38.7		40.1	35.8
11/09/2024	06:17	40.2		41.2	37.6
11/09/2024	06:22	39.9		42.6	35.9
11/09/2024	06:27	38.3		39.7	36.0
11/09/2024	06:32	38.5	41.1	40.8	35.3
11/09/2024	06:37	40.4		42.5	37.0
11/09/2024	06:42	41		43.9	36.2
11/09/2024	06:47	44.1		48.3	37.0
11/09/2024	06:52	41.3		43.7	36.7
11/09/2024	06:57	39.1		42.0	33.6
		Mean	38.9		
		Maximum	43.2		
		Minimum	36.7		

Summary of Noise Monitoring Results during 23:00 - 07:00 on the next day at CM13	
	Leq (30mins)
Mean	48.8
Maximum	59.4
Minimum	36.7

Note:
1. Data gaps appear starting from the afternoon on 4 September 2024 to the morning on 9 September 2024 during the suspension of monitoring due to the super typhoon Yagi.

Appendix 3-2-10 Baseline Noise Monitoring Data at CM14

Station: CM14

Date	Start Time	Leq (5mins)	Leq (30mins)	L10 (5mins)	L90 (5mins)
2/10/2024	16:47	57.5	55.7	57.8	53.8
2/10/2024	16:52	54.3		55.5	53.4
2/10/2024	16:57	54.8		56.1	53.3
2/10/2024	17:02	53.9		55.1	52.9
2/10/2024	17:07	57.9		72.8	53.2
2/10/2024	17:12	54.0		55.1	52.9
2/10/2024	17:17	53.5	53.5	54.7	52.4
2/10/2024	17:22	53.7		54.4	52.4
2/10/2024	17:27	53.2		54.7	52.3
2/10/2024	17:32	53.1		53.8	52.2
2/10/2024	17:37	53.8		55.3	52.3
2/10/2024	17:42	53.7		55.3	52.0
2/10/2024	17:47	53.1	53.8	54.4	52.0
2/10/2024	17:52	53.4		54.4	52.0
2/10/2024	17:57	54.7		58.0	51.9
2/10/2024	18:02	53.9		55.8	51.9
2/10/2024	18:07	54.1		55.9	51.9
2/10/2024	18:12	53.2		54.7	51.9
2/10/2024	18:17	53.0	53.4	54.7	51.7
2/10/2024	18:22	53.1		54.6	51.7
2/10/2024	18:27	52.9		54.6	51.6
2/10/2024	18:32	54.0		55.3	51.7
2/10/2024	18:37	53.4		55.2	51.6
2/10/2024	18:42	54.0		54.6	51.5
2/10/2024	18:47	52.7		54.1	51.5
2/10/2024	18:52	52.3		53.6	51.4
2/10/2024	18:57	52.5		53.4	51.4
			Mean	54.1	
			Maximum	55.7	
			Minimum	53.4	

Date	Start Time	Leq (5mins)	Leq (30mins)	L10 (5mins)	L90 (5mins)
3/10/2024	7:02	50.9	50.7	51.7	50.2
3/10/2024	7:07	50.9		51.4	50.2
3/10/2024	7:12	50.9		51.2	50.2
3/10/2024	7:17	50.4		50.6	50.1
3/10/2024	7:22	50.5		50.8	50.1
3/10/2024	7:27	50.4		56.0	50.1
3/10/2024	7:32	50.5	50.8	50.6	50.1
3/10/2024	7:37	50.8		50.9	50.1
3/10/2024	7:42	50.9		51.4	50.2
3/10/2024	7:47	51.3		52.6	50.2
3/10/2024	7:52	50.4		50.5	50.1
3/10/2024	7:57	50.8		51.3	50.1
3/10/2024	8:02	50.2	50.7	50.4	50.1
3/10/2024	8:07	51.4		52.5	50.3
3/10/2024	8:12	50.4		50.6	50.1
3/10/2024	8:17	51.1		51.2	50.0
3/10/2024	8:22	50.6		50.7	50.1
3/10/2024	8:27	50.3		50.4	50.0
3/10/2024	8:32	50.2	50.6	50.3	50.0
3/10/2024	8:37	50.4		50.5	50.2
3/10/2024	8:42	50.6		50.8	50.3
3/10/2024	8:47	50.9		51.3	50.4
3/10/2024	8:52	50.9		51.3	50.3
3/10/2024	8:57	50.7		51.0	50.3
3/10/2024	9:02	50.5	50.5	50.6	50.2
3/10/2024	9:07	50.4		50.5	50.2
3/10/2024	9:12	50.6		50.7	50.2
3/10/2024	9:17	50.5		50.6	50.2
3/10/2024	9:22	50.4		50.5	50.2
3/10/2024	9:27	50.5		50.8	50.2
3/10/2024	9:32	52.1	50.9	53.3	50.2
3/10/2024	9:37	50.6		50.9	50.1
3/10/2024	9:42	51.1		52.1	50.1
3/10/2024	9:47	50.3		50.4	50.0
3/10/2024	9:52	50.8		51.3	50.1
3/10/2024	9:57	50.5		50.6	50.1
3/10/2024	10:02	50.4	50.4	50.5	50.1
3/10/2024	10:07	50.3		50.4	50.1
3/10/2024	10:12	50.3		50.5	50.1
3/10/2024	10:17	50.7		50.9	50.1
3/10/2024	10:22	50.4		50.6	50.1
3/10/2024	10:27	50.4		50.7	50.1
3/10/2024	10:32	50.4	50.3	50.5	50.1
3/10/2024	10:37	50.7		51.3	50.1
3/10/2024	10:42	50.2		50.6	50.0
3/10/2024	10:47	50.2		50.3	50.0
3/10/2024	10:52	50.2		50.4	50.0
3/10/2024	10:57	50.2		50.3	50.0
3/10/2024	11:02	50.2	50.3	50.5	50.0
3/10/2024	11:07	50.2		50.3	50.0
3/10/2024	11:12	50.5		50.6	50.0
3/10/2024	11:17	50.2		50.5	50.0
3/10/2024	11:22	50.2		50.3	50.0
3/10/2024	11:27	50.2		50.4	50.0
3/10/2024	11:32	50.2	50.3	50.3	50.0
3/10/2024	11:37	50.3		50.6	49.9
3/10/2024	11:42	50.0		50.1	49.8
3/10/2024	11:47	50.4		50.5	49.9
3/10/2024	11:52	50.2		50.3	49.9
3/10/2024	11:57	50.7		51.2	49.9
3/10/2024	12:02	50.7	50.4	51.0	49.9
3/10/2024	12:07	50.2		50.3	49.9
3/10/2024	12:12	50.4		50.5	49.9
3/10/2024	12:17	50.3		50.4	49.9
3/10/2024	12:22	50.2		50.3	49.8
3/10/2024	12:27	50.4		51.2	49.9
3/10/2024	12:32	50.2	50.4	50.4	49.9
3/10/2024	12:37	50.1		50.3	49.8
3/10/2024	12:42	51.0		51.4	49.8
3/10/2024	12:47	50.1		50.2	49.9
3/10/2024	12:52	50.1		50.3	49.8
3/10/2024	12:57	50.9		52.2	49.9
3/10/2024	13:02	51.3	53.3	51.4	50.0
3/10/2024	13:07	53.4		56.1	50.4
3/10/2024	13:12	55.5		58.2	51.5
3/10/2024	13:17	52.4		54.2	50.1
3/10/2024	13:22	53.7		55.3	50.2
3/10/2024	13:27	52.0		54.0	50.0
3/10/2024	13:32	51.0	51.4	51.9	49.8
3/10/2024	13:37	51.0		51.9	49.9
3/10/2024	13:42	50.7		51.8	49.9
3/10/2024	13:47	51.2		52.6	49.9
3/10/2024	13:52	51.8		53.4	49.9
3/10/2024	13:57	52.6		55.4	50.0
3/10/2024	14:02	54.2	53.0	57.1	50.5
3/10/2024	14:07	53.5		56.5	50.6
3/10/2024	14:12	53.4		55.9	50.4
3/10/2024	14:17	51.1		52.7	50.1
3/10/2024	14:22	51.5		52.9	50.2
3/10/2024	14:27	53.5		55.3	50.3
3/10/2024	14:32	52.3	53.2	54.1	50.6
3/10/2024	14:37	53.4		55.1	50.5
3/10/2024	14:42	54.8		56.8	50.9
3/10/2024	14:47	52.6		54.5	50.5
3/10/2024	14:52	53.4		55.4	50.4
3/10/2024	14:57	51.8		53.5	50.4
3/10/2024	15:02	52.8	52.1	53.3	50.3
3/10/2024	15:07	51.8		54.0	50.3
3/10/2024	15:12	51.6		53.1	50.5
3/10/2024	15:17	51.9		54.0	50.2
3/10/2024	15:22	52.4		54.2	50.3
3/10/2024	15:27	51.8		53.2	50.3
3/10/2024	15:32	53.6	52.8	55.8	50.9
3/10/2024	15:37	51.9		53.5	50.5
3/10/2024	15:42	53.0		55.3	50.8
3/10/2024	15:47	52.4		54.6	50.5
3/10/2024	15:52	51.9		53.1	50.6
3/10/2024	15:57	53.4		54.9	50.8
3/10/2024	16:02	54.4	53.3	55.6	50.6
3/10/2024	16:07	53.0		55.1	50.7
3/10/2024	16:12	52.7		54.8	50.5
3/10/2024	16:17	53.1		57.1	50.9
3/10/2024	16:22	52.3		53.7	51.0
3/10/2024	16:27	54.0		55.9	51.5
3/10/2024	16:32	53.1	52.4	54.7	51.1
3/10/2024	16:37	52.6		54.3	51.1
3/10/2024	16:42	51.9		52.9	50.9
3/10/2024	16:47	52.1		53.2	51.0
3/10/2024	16:52	52.0		52.7	50.9
3/10/2024	16:57	52.4		53.6	51.1
3/10/2024	17:02	52.5	53.1	53.6	51.1
3/10/2024	17:07	53.0		54.8	51.2
3/10/2024	17:12	52.9		54.4	51.3
3/10/2024	17:17	53.7		55.0	51.1
3/10/2024	17:22	53.7		55.3	51.6
3/10/2024	17:27	52.5		53.5	50.8
3/10/2024	17:32	52.6	52.7	54.2	50.8
3/10/2024	17:37	52.8		58.4	50.7
3/10/2024	17:42	51.8		52.9	50.7
3/10/2024	17:47	52.0		53.0	50.7
3/10/2024	17:52	54.3		54.6	50.9
3/10/2024	17:57	52.1		53.5	50.7
3/10/2024	18:02	52.5	52.3	52.9	50.9
3/10/2024	18:07	52.2		53.2	51.0
3/10/2024	18:12	51.9		53.1	50.9
3/10/2024	18:17	52.9		53.0	50.8
3/10/2024	18:22	52.3		53.5	50.7
3/10/2024	18:27	52.2		53.2	50.6
3/10/2024	18:32	51.5	51.8	52.8	50.4
3/10/2024	18:37	52.1		53.8	50.5
3/10/2024	18:42	52.1		53.8	50.5
3/10/2024	18:47	51.6		52.7	50.6
3/10/2024	18:52	51.6		52.7	50.5
3/10/2024	18:57	51.9		53.2	50.6
		Mean	51.6		
		Maximum	53.3		
		Minimum	50.3		

Station: CM14

Date	Start Time	Leq (5mins)	Leq (30mins)	L10 (5mins)	L90 (5mins)
4/10/2024	7:02	48.3	48.0	48.4	47.8
4/10/2024	7:07	48.1		48.2	47.8
4/10/2024	7:12	47.9		48.1	47.8
4/10/2024	7:17	47.8		47.9	46.4
4/10/2024	7:22	48.0		49.7	47.8
4/10/2024	7:27	47.9		48.1	47.8
4/10/2024	7:32	48.2	48.1	48.5	47.8
4/10/2024	7:37	47.9		48.0	47.8
4/10/2024	7:42	48.0		48.3	47.7
4/10/2024	7:47	47.9		48.1	47.7
4/10/2024	7:52	48.4		48.5	47.8
4/10/2024	7:57	48.0		48.6	47.8
4/10/2024	8:02	48.0	48.0	48.1	47.7
4/10/2024	8:07	47.9		48.3	47.7
4/10/2024	8:12	48.2		48.3	47.7
4/10/2024	8:17	48.0		48.1	47.7
4/10/2024	8:22	48.0		48.4	47.7
4/10/2024	8:27	47.9		48.0	47.8
4/10/2024	8:32	48.7	48.2	49.5	47.8
4/10/2024	8:37	48.1		48.3	47.7
4/10/2024	8:42	48.0		48.2	47.7
4/10/2024	8:47	48.2		48.3	47.7
4/10/2024	8:52	48.1		48.2	47.7
4/10/2024	8:57	48.1		48.3	47.7
4/10/2024	9:02	48.9	48.9	49.4	47.8
4/10/2024	9:07	48.4		48.7	47.7
4/10/2024	9:12	48.9		49.2	47.7
4/10/2024	9:17	48.1		48.8	47.7
4/10/2024	9:22	48.7		49.3	47.8
4/10/2024	9:27	50.0		51.6	48.1
4/10/2024	9:32	50.8	50.8	52.8	48.5
4/10/2024	9:37	51.5		53.6	48.4
4/10/2024	9:42	50.4		51.7	48.5
4/10/2024	9:47	51.2		53.3	48.3
4/10/2024	9:52	49.5		50.5	48.3
4/10/2024	9:57	51.0		53.3	48.0
4/10/2024	10:02	49.8	50.9	52.1	47.8
4/10/2024	10:07	49.7		50.9	48.0
4/10/2024	10:12	53.2		56.7	48.3
4/10/2024	10:17	50.3		51.3	48.1
4/10/2024	10:22	50.7		53.1	48.0
4/10/2024	10:27	50.6		53.1	48.1
4/10/2024	10:32	50.8	50.9	53.4	48.0
4/10/2024	10:37	50.4		53.5	47.9
4/10/2024	10:42	51.3		53.0	48.1
4/10/2024	10:47	50.8		52.1	48.1
4/10/2024	10:52	51.8		54.1	48.3
4/10/2024	10:57	50.0		51.5	48.2
4/10/2024	11:02	49.9	51.3	51.6	48.1
4/10/2024	11:07	51.0		53.7	48.0
4/10/2024	11:12	52.2		54.0	48.3
4/10/2024	11:17	51.1		53.6	48.4
4/10/2024	11:22	51.5		54.2	48.2
4/10/2024	11:27	51.8		54.7	48.6
4/10/2024	11:32	55.1	52.7	60.5	48.4
4/10/2024	11:37	50.3		53.1	48.0
4/10/2024	11:42	51.0		54.0	48.1
4/10/2024	11:47	52.8		56.4	48.1
4/10/2024	11:52	51.6		54.3	48.4
4/10/2024	11:57	53.4		55.2	48.4
4/10/2024	12:02	55.2	52.2	56.9	49.3
4/10/2024	12:07	51.4		53.4	48.3
4/10/2024	12:12	51.5		54.4	48.4
4/10/2024	12:17	50.5		52.1	48.9
4/10/2024	12:22	52.0		53.9	49.6
4/10/2024	12:27	50.7		52.0	48.8
4/10/2024	12:32	51.9	52.5	54.8	48.9
4/10/2024	12:37	52.9		56.0	49.2
4/10/2024	12:42	51.4		54.0	48.7
4/10/2024	12:47	51.3		53.3	48.8
4/10/2024	12:52	52.7		55.1	49.8
4/10/2024	12:57	54.0		55.4	49.2
4/10/2024	13:02	53.9	52.6	56.4	49.4
4/10/2024	13:07	53.3		54.5	49.2
4/10/2024	13:12	54.1		56.4	48.6
4/10/2024	13:17	50.0		51.4	48.2
4/10/2024	13:22	52.0		53.8	48.6
4/10/2024	13:27	50.4		51.5	48.7
4/10/2024	13:32	50.5	52.2	52.5	48.6
4/10/2024	13:37	53.4		55.7	48.7
4/10/2024	13:42	50.7		51.7	48.6
4/10/2024	13:47	52.8		55.2	49.2
4/10/2024	13:52	51.6		53.3	49.0
4/10/2024	13:57	53.3		55.3	49.8
4/10/2024	14:02	51.3	51.7	53.6	49.0
4/10/2024	14:07	52.2		54.4	49.4
4/10/2024	14:12	51.5		53.2	49.1
4/10/2024	14:17	51.6		53.5	49.6
4/10/2024	14:22	52.5		54.1	49.3
4/10/2024	14:27	50.7		52.2	48.9
4/10/2024	14:32	51.4	51.3	53.5	48.9
4/10/2024	14:37	52.2		54.7	49.1
4/10/2024	14:42	51.2		53.2	48.8
4/10/2024	14:47	50.6		52.5	48.9
4/10/2024	14:52	50.5		52.0	48.9
4/10/2024	14:57	51.9		52.8	48.8
4/10/2024	15:02	51.5	51.4	52.9	49.3
4/10/2024	15:07	52.2		54.3	49.4
4/10/2024	15:12	50.5		51.4	49.1
4/10/2024	15:17	52.2		55.6	49.2
4/10/2024	15:22	50.5		52.2	48.8
4/10/2024	15:27	51.0		52.5	48.8
4/10/2024	15:32	52.0	52.5	54.2	48.9
4/10/2024	15:37	51.2		53.5	49.0
4/10/2024	15:42	52.3		54.2	48.7
4/10/2024	15:47	55.0		56.0	48.8
4/10/2024	15:52	51.7		54.3	48.9
4/10/2024	15:57	51.5		53.5	49.0
4/10/2024	16:02	51.4	55.7	53.3	49.1
4/10/2024	16:07	60.3		65.0	50.1
4/10/2024	16:12	57.5		60.7	49.6
4/10/2024	16:17	51.4		52.8	48.8
4/10/2024	16:22	53.1		61.6	48.8
4/10/2024	16:27	51.2		53.1	49.0
4/10/2024	16:32	51.9	51.3	54.4	49.0
4/10/2024	16:37	50.8		52.4	49.1
4/10/2024	16:42	50.2		50.9	48.7
4/10/2024	16:47	51.7		54.2	49.0
4/10/2024	16:52	51.1		53.3	49.0
4/10/2024	16:57	51.9		55.1	48.8
4/10/2024	17:02	55.0	52.0	57.7	50.6
4/10/2024	17:07	51.3		53.8	48.7
4/10/2024	17:12	51.3		53.2	48.8
4/10/2024	17:17	50.6		53.0	48.6
4/10/2024	17:22	50.1		51.6	48.6
4/10/2024	17:27	51.5		53.3	48.7
4/10/2024	17:32	54.4	51.9	55.3	48.8
4/10/2024	17:37	50.8		52.6	48.8
4/10/2024	17:42	51.6		53.5	48.8
4/10/2024	17:47	52.0		52.6	48.8
4/10/2024	17:52	50.5		51.7	48.9
4/10/2024	17:57	50.8		52.8	48.9
4/10/2024	18:02	50.6	52.0	52.3	48.9
4/10/2024	18:07	50.6		51.4	48.9
4/10/2024	18:12	53.3		54.9	48.8
4/10/2024	18:17	52.7		54.9	48.8
4/10/2024	18:22	52.0		55.3	49.2
4/10/2024	18:27	52.1		53.5	50.0
4/10/2024	18:32	51.2	51.2	52.8	49.6
4/10/2024	18:37	51.4		53.5	48.8
4/10/2024	18:42	51.9		53.8	49.1
4/10/2024	18:47	50.7		52.3	48.8
4/10/2024	18:52	50.5		51.9	48.7
4/10/2024	18:57	51.3		53.3	49.0
		Mean	51.2		
		Maximum	55.7		
		Minimum	48.0		

Date	Start Time	Leq (5mins)	Leq (30mins)	L10 (5mins)	L90 (5mins)
5/10/2024	7:02	49.5	49.2	50.5	47.2
5/10/2024	7:07	50.0		50.4	47.0
5/10/2024	7:12	48.4		49.6	47.0
5/10/2024	7:17	48.3		49.2	47.2
5/10/2024	7:22	50.2		52.5	47.2
5/10/2024	7:27	48.1		48.8	46.9
5/10/2024	7:32	54.2	50.4	57.2	47.2
5/10/2024	7:37	51.2		63.8	47.3
5/10/2024	7:42	48.0		49.0	47.0
5/10/2024	7:47	48.0		48.4	47.0
5/10/2024	7:52	48.3		48.8	47.2
5/10/2024	7:57	48.1		48.3	47.3
5/10/2024	8:02	48.7	48.4	49.3	47.0
5/10/2024	8:07	47.7		47.9	47.0
5/10/2024	8:12	48.3		48.6	47.2
5/10/2024	8:17	47.8		48.0	47.2
5/10/2024	8:22	49.7		50.6	47.0
5/10/2024	8:27	47.7		48.2	47.1
5/10/2024	8:32	48.8	48.8	49.8	47.2
5/10/2024	8:37	48.5		49.7	47.0
5/10/2024	8:42	49.0		49.7	47.0
5/10/2024	8:47	49.5		51.5	47.3
5/10/2024	8:52	49.0		49.4	47.2
5/10/2024	8:57	47.7		47.9	47.1
5/10/2024	9:02	47.8	47.7	47.9	46.9
5/10/2024	9:07	47.6		47.7	47.1
5/10/2024	9:12	47.4		47.9	47.0
5/10/2024	9:17	47.5		47.6	47.0
5/10/2024	9:22	48.0		48.1	47.0
5/10/2024	9:27	47.6		47.7	47.0
5/10/2024	9:32	50.7	49.1	51.0	47.0
5/10/2024	9:37	48.6		49.8	47.0
5/10/2024	9:42	48.0		48.3	47.0
5/10/2024	9:47	48.0		48.4	47.0
5/10/2024	9:52	47.2		47.3	47.0
5/10/2024	9:57	50.6		53.8	47.0
5/10/2024	10:02	47.8	47.7	48.1	47.0
5/10/2024	10:07	47.3		47.4	47.0
5/10/2024	10:12	47.4		47.7	47.0
5/10/2024	10:17	47.1		47.2	47.0
5/10/2024	10:22	48.3		49.5	47.0
5/10/2024	10:27	48.0		48.4	47.1
5/10/2024	10:32	48.1	47.6	48.6	47.1
5/10/2024	10:37	48.2		48.8	47.1
5/10/2024	10:42	47.3		48.0	47.0
5/10/2024	10:47	47.3		47.4	46.9
5/10/2024	10:52	47.2		47.3	47.0
5/10/2024	10:57	47.3		47.5	46.9
5/10/2024	11:02	47.1	47.4	47.2	46.9
5/10/2024	11:07	48.0		48.2	46.9
5/10/2024	11:12	47.2		47.3	46.8
5/10/2024	11:17	47.6		47.8	46.9
5/10/2024	11:22	47.1		47.6	46.9
5/10/2024	11:27	47.4		47.6	46.9
5/10/2024	11:32	47.9	47.3	48.1	46.8
5/10/2024	11:37	47.1		47.3	46.8
5/10/2024	11:42	47.2		47.3	46.9
5/10/2024	11:47	47.1		47.3	46.9
5/10/2024	11:52	47.0		47.4	46.9
5/10/2024	11:57	47.5		47.7	46.9
5/10/2024	12:02	47.7	48.0	47.9	47.1
5/10/2024	12:07	48.0		48.6	47.2
5/10/2024	12:12	47.8		48.0	47.3
5/10/2024	12:17	47.7		48.2	47.4
5/10/2024	12:22	48.8		48.9	47.6
5/10/2024	12:27	48.0		48.1	47.6
5/10/2024	12:32	48.0	48.5	48.3	47.7
5/10/2024	12:37	48.5		48.7	48.0
5/10/2024	12:42	48.5		48.6	47.9
5/10/2024	12:47	48.4		48.8	48.0
5/10/2024	12:52	48.4		48.9	48.1
5/10/2024	12:57	49.1		49.2	48.8
5/10/2024	13:02	49.0	47.6	49.1	48.6
5/10/2024	13:07	49.0		49.3	48.4
5/10/2024	13:12	48.2		48.3	46.2
5/10/2024	13:17	47.3		48.2	44.7
5/10/2024	13:22	45.7		46.6	41.1
5/10/2024	13:27	44.4		45.6	43.3
5/10/2024	13:32	41.5	40.8	41.6	38.7
5/10/2024	13:37	41.9		42.2	39.3
5/10/2024	13:42	39.5		40.0	37.8
5/10/2024	13:47	42.7		46.7	37.2
5/10/2024	13:52	38.9		39.6	36.7
5/10/2024	13:57	38.4		40.3	36.5
5/10/2024	14:02	37.9	38.7	39.5	36.2
5/10/2024	14:07	41.8		42.3	35.6
5/10/2024	14:12	36.0		36.5	35.6
5/10/2024	14:17	36.6		37.6	34.9
5/10/2024	14:22	38.4		38.9	34.9
5/10/2024	14:27	38.9		40.6	35.2
5/10/2024	14:32	37.6	40.0	38.2	36.2
5/10/2024	14:37	37.8		38.6	34.7
5/10/2024	14:42	41.2		44.3	34.7
5/10/2024	14:47	39.4		40.4	34.6
5/10/2024	14:52	38.5		39.8	34.8
5/10/2024	14:57	42.8		44.4	35.3
5/10/2024	15:02	39.1	43.2	40.4	35.1
5/10/2024	15:07	43.2		44.0	34.6
5/10/2024	15:12	44.6		47.1	35.3
5/10/2024	15:17	40.3		41.2	35.0
5/10/2024	15:22	41.0		41.5	36.5
5/10/2024	15:27	46.4		48.9	39.3
5/10/2024	15:32	50.3	50.3	54.7	42.1
5/10/2024	15:37	53.5		56.9	46.0
5/10/2024	15:42	50.7		53.5	43.9
5/10/2024	15:47	45.5		48.6	39.9
5/10/2024	15:52	48.9		51.2	40.7
5/10/2024	15:57	48.9		52.1	38.5
5/10/2024	16:02	48.5	49.5	51.4	38.2
5/10/2024	16:07	48.1		51.2	38.9
5/10/2024	16:12	48.0		51.3	39.5
5/10/2024	16:17	48.2		52.0	40.9
5/10/2024	16:22	49.4		53.2	39.2
5/10/2024	16:27	52.5		55.1	40.1
5/10/2024	16:32	47.9	48.9	52.4	37.3
5/10/2024	16:37	48.7		52.9	38.7
5/10/2024	16:42	49.0		53.0	37.1
5/10/2024	16:47	46.9		48.8	37.6
5/10/2024	16:52	49.1		53.6	38.2
5/10/2024	16:57	50.7		54.9	39.0
5/10/2024	17:02	44.5	46.5	46.3	36.9
5/10/2024	17:07	49.3		52.8	37.5
5/10/2024	17:12	47.6		52.5	38.2
5/10/2024	17:17	45.9		50.8	37.0
5/10/2024	17:22	42.0		44.4	36.2
5/10/2024	17:27	46.0		49.3	36.0
5/10/2024	17:32	44.2	48.1	47.4	38.2
5/10/2024	17:37	47.9		50.4	37.5
5/10/2024	17:42	46.0		48.7	38.5
5/10/2024	17:47	45.9		48.4	38.6
5/10/2024	17:52	49.9		53.5	39.0
5/10/2024	17:57	50.8		52.3	48.3
5/10/2024	18:02	51.8	50.9	54.2	48.7
5/10/2024	18:07	50.1		51.1	48.4
5/10/2024	18:12	51.0		52.4	48.7
5/10/2024	18:17	50.5		51.9	48.5
5/10/2024	18:22	51.1		52.7	48.8
5/10/2024	18:27	50.7		52.9	49.0
5/10/2024	18:32	50.8	53.0	52.9	49.1
5/10/2024	18:37	52.2		54.1	49.5
5/10/2024	18:42	55.7		56.4	49.0
5/10/2024	18:47	53.0		53.8	48.6
5/10/2024	18:52	53.3		54.9	49.2
5/10/2024	18:57	51.4		53.6	49.1
		Mean	47.4		
		Maximum	53.0		
		Minimum	38.7		

Station: CM14

Date	Start Time	Leq (5mins)	Leq (30mins)	L10 (5mins)	L90 (5mins)
6/10/2024	7:02	46.6		50.3	38.5
6/10/2024	7:07	48.1		51.4	40.4
6/10/2024	7:12	45.9	47.6	49.2	40.6
6/10/2024	7:17	46.2		51.0	38.6
6/10/2024	7:22	49.9		54.3	40.6
6/10/2024	7:27	47.4		51.2	40.8
6/10/2024	7:32	50.7		52.5	39.7
6/10/2024	7:37	47.1		49.2	37.6
6/10/2024	7:42	43.9	46.7	45.4	40.1
6/10/2024	7:47	45.0		49.3	39.9
6/10/2024	7:52	43.9		45.3	37.2
6/10/2024	7:57	45.3		49.2	39.3
6/10/2024	8:02	44.4		46.6	39.2
6/10/2024	8:07	45.9		49.6	37.5
6/10/2024	8:12	45.6	45.5	47.8	37.4
6/10/2024	8:17	46.7		49.6	39.6
6/10/2024	8:22	46.1		50.3	39.1
6/10/2024	8:27	43.7		47.4	36.8
6/10/2024	8:32	48.3		51.1	39.2
6/10/2024	8:37	45.1		48.7	39.2
6/10/2024	8:42	47.8	46.6	49.7	35.9
6/10/2024	8:47	45.8		48.8	39.1
6/10/2024	8:52	46.4		48.8	38.8
6/10/2024	8:57	45.1		47.9	37.5
6/10/2024	9:02	45.3		49.4	37.2
6/10/2024	9:07	43.9		46.8	38.8
6/10/2024	9:12	42.4	46.6	44.3	38.5
6/10/2024	9:17	39.2		39.6	35.8
6/10/2024	9:22	51.8		55.6	38.3
6/10/2024	9:27	45.6		49.1	39.4
6/10/2024	9:32	46.8		50.5	38.6
6/10/2024	9:37	52.1		60.7	37.9
6/10/2024	9:42	42.0	47.1	43.7	38.3
6/10/2024	9:47	45.7		48.9	37.1
6/10/2024	9:52	43.9		49.1	36.6
6/10/2024	9:57	43.1		44.7	37.8
6/10/2024	10:02	46.7		49.2	37.7
6/10/2024	10:07	49.4		50.8	39.0
6/10/2024	10:12	50.6	49.2	50.8	49.9
6/10/2024	10:17	51.8		52.8	50.0
6/10/2024	10:22	48.8		50.2	37.5
6/10/2024	10:27	44.5		45.0	36.8
6/10/2024	10:32	44.4		47.3	38.2
6/10/2024	10:37	41.4		42.4	38.1
6/10/2024	10:42	43.7	42.9	47.7	35.0
6/10/2024	10:47	43.8		47.1	37.6
6/10/2024	10:52	41.1		43.6	37.6
6/10/2024	10:57	41.8		46.7	34.2
6/10/2024	11:02	41.9		44.2	36.5
6/10/2024	11:07	42.5		45.1	37.8
6/10/2024	11:12	42.5	44.0	44.2	34.5
6/10/2024	11:17	44.5		48.5	34.9
6/10/2024	11:22	45.9		49.9	37.4
6/10/2024	11:27	45.2		47.7	37.3
6/10/2024	11:32	45.5		48.8	36.2
6/10/2024	11:37	45.5		48.1	38.2
6/10/2024	11:42	44.6	44.1	47.2	37.7
6/10/2024	11:47	41.7		43.9	35.1
6/10/2024	11:52	42.7		46.1	35.6
6/10/2024	11:57	43.1		45.4	37.5
6/10/2024	12:02	43.4		46.6	37.5
6/10/2024	12:07	44.8		44.9	35.3
6/10/2024	12:12	46.5	44.4	50.2	37.5
6/10/2024	12:17	44.3		46.8	37.9
6/10/2024	12:22	44.0		45.4	34.9
6/10/2024	12:27	41.8		42.7	36.6
6/10/2024	12:32	46.8		49.8	37.6
6/10/2024	12:37	44.5		48.3	36.4
6/10/2024	12:42	41.5		44.7	35.1
6/10/2024	12:47	41.8		43.0	37.7
6/10/2024	12:52	44.0		46.1	38.1
6/10/2024	12:57	42.9		46.8	35.7
6/10/2024	13:02	44.2		47.7	37.9
6/10/2024	13:07	43.0		46.1	37.6
6/10/2024	13:12	41.4	42.7	43.4	34.8
6/10/2024	13:17	41.2		41.3	34.7
6/10/2024	13:22	43.1		47.2	37.0
6/10/2024	13:27	42.4		44.7	37.6
6/10/2024	13:32	44.4		44.5	35.9
6/10/2024	13:37	42.0		44.6	37.5
6/10/2024	13:42	46.3	44.6	46.8	37.6
6/10/2024	13:47	45.8		47.6	36.4
6/10/2024	13:52	42.8		45.9	36.5
6/10/2024	13:57	44.6		46.4	36.3
6/10/2024	14:02	42.9		44.6	36.3
6/10/2024	14:07	39.6		41.0	36.3
6/10/2024	14:12	40.8	42.9	41.8	36.0
6/10/2024	14:17	42.2		45.1	36.0
6/10/2024	14:22	44.8		48.9	36.1
6/10/2024	14:27	44.8		45.8	36.2
6/10/2024	14:32	40.6		41.2	36.2
6/10/2024	14:37	41.5		42.7	35.0
6/10/2024	14:42	38.9	39.7	39.8	34.4
6/10/2024	14:47	37.2		37.3	34.4
6/10/2024	14:52	37.1		37.3	34.6
6/10/2024	14:57	40.7		41.0	34.8
6/10/2024	15:02	38.5		38.6	34.5
6/10/2024	15:07	38.3		39.8	34.6
6/10/2024	15:12	41.9	39.6	45.1	34.9
6/10/2024	15:17	40.8		42.7	34.6
6/10/2024	15:22	38.7		42.9	34.5
6/10/2024	15:27	37.4		38.7	34.6
6/10/2024	15:32	43.9		46.0	34.8
6/10/2024	15:37	38.9		39.5	34.8
6/10/2024	15:42	37.4	40.6	37.8	34.3
6/10/2024	15:47	42.9		45.7	34.8
6/10/2024	15:52	35.9		37.3	34.5
6/10/2024	15:57	38.8		39.9	34.2
6/10/2024	16:02	36.2		36.6	34.2
6/10/2024	16:07	35.1		36.6	34.2
6/10/2024	16:12	36.9	37.6	37.0	34.0
6/10/2024	16:17	37.7		37.9	33.7
6/10/2024	16:22	38.1		38.8	33.8
6/10/2024	16:27	40.0		40.3	34.4
6/10/2024	16:32	37.8		38.5	33.7
6/10/2024	16:37	38.8		39.4	33.8
6/10/2024	16:42	43.9	40.5	46.1	34.2
6/10/2024	16:47	38.7		40.7	34.1
6/10/2024	16:52	40.6		40.7	33.6
6/10/2024	16:57	40.3		41.8	34.4
6/10/2024	17:02	36.6		39.5	33.9
6/10/2024	17:07	41.5		42.2	34.0
6/10/2024	17:12	42.2	39.2	44.9	33.9
6/10/2024	17:17	37.4		39.7	34.3
6/10/2024	17:22	35.9		39.3	34.0
6/10/2024	17:27	37.6		39.1	33.6
6/10/2024	17:32	35.9		38.4	33.8
6/10/2024	17:37	34.7		35.1	33.6
6/10/2024	17:42	38.3	36.0	39.8	33.4
6/10/2024	17:47	34.8		35.6	33.7
6/10/2024	17:52	36.6		37.7	33.3
6/10/2024	17:57	33.9		34.1	33.5
6/10/2024	18:02	35.4		35.5	33.6
6/10/2024	18:07	35.4		37.8	33.3
6/10/2024	18:12	36.1	36.5	36.3	33.4
6/10/2024	18:17	38.8		39.7	33.7
6/10/2024	18:22	36.4		37.6	33.2
6/10/2024	18:27	36.1		36.3	33.2
6/10/2024	18:32	38.0		38.5	33.5
6/10/2024	18:37	38.6		39.1	33.8
6/10/2024	18:42	33.6	36.6	34.1	33.2
6/10/2024	18:47	36.6		37.8	33.4
6/10/2024	18:52	36.1		37.4	33.4
6/10/2024	18:57	34.7		36.5	33.2
		Mean	42.7		
		Maximum	49.2		
		Minimum	36.0		

Date	Start Time	Leq (5mins)	Leq (30mins)	L10 (5mins)	L90 (5mins)
7/10/2024	7:02	49.8		52.1	41.1
7/10/2024	7:07	49.0		50.6	41.0
7/10/2024	7:12	46.0	48.2	48.1	40.7
7/10/2024	7:17	45.5		48.1	39.5
7/10/2024	7:22	47.9		50.7	40.3
7/10/2024	7:27	49.1		52.3	40.2
7/10/2024	7:32	45.5		48.5	38.5
7/10/2024	7:37	45.3		48.2	40.1
7/10/2024	7:42	46.0	48.0	48.6	41.1
7/10/2024	7:47	50.0		53.4	40.9
7/10/2024	7:52	50.1		53.2	44.6
7/10/2024	7:57	48.3		50.2	43.5
7/10/2024	8:02	47.7		50.4	42.8
7/10/2024	8:07	47.2		50.5	40.6
7/10/2024	8:12	45.7	46.4	47.5	40.8
7/10/2024	8:17	46.2		48.7	41.4
7/10/2024	8:22	46.0		48.0	40.9
7/10/2024	8:27	45.3		47.7	40.5
7/10/2024	8:32	46.7		49.8	41.2
7/10/2024	8:37	44.9		47.0	41.3
7/10/2024	8:42	43.2	46.3	44.5	39.7
7/10/2024	8:47	45.0		48.5	39.8
7/10/2024	8:52	49.4		52.6	40.0
7/10/2024	8:57	45.8		49.1	40.3
7/10/2024	9:02	49.4		52.0	41.6
7/10/2024	9:07	47.9		51.1	40.4
7/10/2024	9:12	46.8	47.8	50.3	39.4
7/10/2024	9:17	48.3		52.1	40.3
7/10/2024	9:22	45.6		47.6	40.1
7/10/2024	9:27	48.1		52.1	40.1
7/10/2024	9:32	44.5		48.0	38.8
7/10/2024	9:37	47.9		51.5	40.8
7/10/2024	9:42	50.4	48.4	52.3	42.3
7/10/2024	9:47	46.3		49.7	40.5
7/10/2024	9:52	50.8		53.1	40.6
7/10/2024	9:57	46.9		50.9	39.5
7/10/2024	10:02	47.3		50.5	40.8
7/10/2024	10:07	55.0		62.0	41.9
7/10/2024	10:12	58.5	53.6	62.6	43.9
7/10/2024	10:17	48.9		50.7	40.8
7/10/2024	10:22	46.5		49.6	40.0
7/10/2024	10:27	52.1		55.2	47.6
7/10/2024	10:32	53.4		54.6	46.4
7/10/2024	10:37	49.7		52.9	42.0
7/10/2024	10:42	48.7	49.4	51.6	42.3
7/10/2024	10:47	45.1		47.9	39.7
7/10/2024	10:52	46.5		50.4	38.0
7/10/2024	10:57	47.3		49.6	40.8
7/10/2024	11:02	46.4		49.3	40.6
7/10/2024	11:07	45.4		48.6	39.0
7/10/2024	11:12	46.7	50.0	49.1	41.1
7/10/2024	11:17	50.8		55.1	40.9
7/10/2024	11:22	53.6		57.6	41.2
7/10/2024	11:27	51.1		52.4	39.0
7/10/2024	11:32	45.4		49.4	38.2
7/10/2024	11:37	52.3		56.8	40.5
7/10/2024	11:42	48.9	48.6	52.2	38.4
7/10/2024	11:47	46.9		48.9	38.7
7/10/2024	11:52	48.2		49.5	38.7
7/10/2024	11:57	45.2		48.8	38.6
7/10/2024	12:02	44.5		49.3	37.5
7/10/2024	12:07	45.3		48.5	38.3
7/10/2024	12:12	44.3	44.3	48.5	37.7
7/10/2024	12:17	42.5		45.7	36.2
7/10/2024	12:22	44.1		46.8	38.6
7/10/2024	12:27	44.6		47.4	38.5
7/10/2024	12:32	48.0		51.3	36.0
7/10/2024	12:37	43.8		46.9	38.2
7/10/2024	12:42	45.4	44.9	47.9	38.1
7/10/2024	12:47	45.1		45.9	34.8
7/10/2024	12:52	43.1		47.6	35.9
7/10/2024	12:57	40.6		41.7	35.7
7/10/2024	13:02	39.6		40.8	35.6
7/10/2024	13:07	38.8		41.3	33.3
7/10/2024	13:12	40.8	42.3	44.8	36.1
7/10/2024	13:17	44.7		46.3	36.4
7/10/2024	13:22	40.0		42.3	35.2
7/10/2024	13:27	45.2		46.6	37.3
7/10/2024	13:32	46.1		53.8	36.9
7/10/2024	13:37	42.7		44.7	36.0
7/10/2024	13:42	40.9	43.2	44.1	36.2
7/10/2024	13:47	41.4		44.3	37.7
7/10/2024	13:52	42.8		45.8	37.6
7/10/2024	13:57	42.9		45.7	36.8
7/10/2024	14:02	43.4		46.3	38.0
7/10/2024	14:07	41.8		44.5	37.8
7/10/2024	14:12	42.4	43.8	42.9	36.7
7/10/2024	14:17	46.1		49.7	37.2
7/10/2024	14:22	45.3		50.4	37.7
7/10/2024	14:27	41.7		44.7	37.6
7/10/2024	14:32	40.6		42.2	36.0
7/10/2024	14:37	40.2		42.3	37.0
7/10/2024	14:42	40.5	40.2	43.4	37.0
7/10/2024	14:47	38.6		39.3	35.6
7/10/2024	14:52	40.2		42.1	36.3
7/10/2024	14:57	40.5		41.5	37.6
7/10/2024	15:02	38.9		39.0	36.9
7/10/2024	15:07	41.6		42.3	36.1
7/10/2024	15:12	41.5	41.6	44.8	37.8
7/10/2024	15:17	43.0		45.7	37.8
7/10/2024	15:22	42.9		47.1	36.6
7/10/2024	15:27	40.7		42.5	37.3
7/10/2024	15:32	39.4		39.5	37.4
7/10/2024	15:37	41.6		42.6	37.4
7/10/2024	15:42	53.6	47.1	56.1	40.9
7/10/2024	15:47	44.0		47.3	38.7
7/10/2024	15:52	41.8		43.7	38.1
7/10/2024	15:57	41.6		45.4	36.2
7/10/2024	16:02	47.4		51.0	40.1
7/10/2024	16:07	50.8		53.8	38.5
7/10/2024	16:12	54.1	52.1	55.5	51.9
7/10/2024	16:17	53.8		55.3	51.8
7/10/2024	16:22	51.9		53.0	50.8
7/10/2024	16:27	51.7		53.2	50.7
7/10/2024	16:32	53.3		53.7	50.5
7/10/2024	16:37	55.6		59.8	50.0
7/10/2024	16:42	55.3	55.1	58.8	50.2
7/10/2024	16:47	50.5		51.1	49.5
7/10/2024	16:52	51.9		52.8	50.9
7/10/2024	16:57	58.7		61.6	52.6
7/10/2024	17:02	58.8		60.9	51.9
7/10/2024	17:07	58.5		60.2	51.9
7/10/2024	17:12	53.0	55.5	54.8	51.1
7/10/2024	17:17	51.5		52.5	50.6
7/10/2024	17:22	52.3		53.5	50.9
7/10/2024	17:27	51.3		52.6	50.1
7/10/2024	17:32	53.1		56.3	50.1
7/10/2024	17:37	51.3		52.3	50.1
7/10/2024	17:42	51.1	53.6	51.8	50.3
7/10/2024	17:47	51.0		51.8	50.2
7/10/2024	17:52	55.6		57.5	50.4
7/10/2024	17:57	56.3		57.7	55.0
7/10/2024	18:02	54.8		56.2	53.2
7/10/2024	18:07	53.6		54.8	52.5
7/10/2024	18:12	52.6	52.6	53.4	51.9
7/10/2024	18:17	51.2		52.7	49.8
7/10/2024	18:22	50.9		51.9	49.9
7/10/2024	18:27	51.2		52.5	50.2
7/10/2024	18:32	50.9		51.4	50.2
7/10/2024	18:37	51.5		52.5	50.4
7/10/2024	18:42	51.6	52.6	52.5	50.8
7/10/2024	18:47	52.4		53.5	51.3
7/10/2024	18:52	53.8		54.7	52.6
7/10/2024	18:57	54.5		55.4	53.3
		Mean	48.1		
		Maximum	55.5		
		Minimum	40.2		

Station: CM14

Date	Start Time	Leq (5mins)	Leq (30mins)	L10 (5mins)	L90 (5mins)
8/10/2024	7:02	47.6		47.9	47.2
8/10/2024	7:07	47.3		47.6	46.9
8/10/2024	7:12	47.4	47.7	47.7	47.1
8/10/2024	7:17	48.4		49.5	47.3
8/10/2024	7:22	47.8		48.4	47.0
8/10/2024	7:27	47.7		48.4	47.1
8/10/2024	7:32	48.5		49.2	47.7
8/10/2024	7:37	47.9		48.9	46.9
8/10/2024	7:42	47.1	47.5	47.4	46.8
8/10/2024	7:47	47.3		47.6	47.1
8/10/2024	7:52	47.3		47.5	47.0
8/10/2024	7:57	47.0		47.5	46.6
8/10/2024	8:02	47.6		47.7	46.9
8/10/2024	8:07	47.3		47.6	47.1
8/10/2024	8:12	47.7	47.6	48.0	47.0
8/10/2024	8:17	47.3		47.6	47.0
8/10/2024	8:22	48.6		50.5	47.3
8/10/2024	8:27	47.2		47.4	47.0
8/10/2024	8:32	47.4		47.7	47.0
8/10/2024	8:37	46.9		47.1	46.8
8/10/2024	8:42	47.2	47.4	47.7	46.9
8/10/2024	8:47	47.0		47.4	46.7
8/10/2024	8:52	47.3		47.7	46.9
8/10/2024	8:57	48.2		49.5	47.1
8/10/2024	9:02	47.2		48.2	46.6
8/10/2024	9:07	47.2		47.4	46.6
8/10/2024	9:12	47.2	46.8	47.7	46.7
8/10/2024	9:17	46.6		47.1	46.0
8/10/2024	9:22	46.2		46.5	45.9
8/10/2024	9:27	46.0		46.3	45.7
8/10/2024	9:32	46.1		46.3	45.9
8/10/2024	9:37	46.4		46.7	46.0
8/10/2024	9:42	46.2	46.1	46.6	45.9
8/10/2024	9:47	45.9		46.2	45.6
8/10/2024	9:52	46.0		46.3	45.7
8/10/2024	9:57	46.1		46.5	45.8
8/10/2024	10:02	46.4		46.5	45.7
8/10/2024	10:07	45.9		46.2	45.7
8/10/2024	10:12	46.3	46.7	47.2	45.8
8/10/2024	10:17	46.6		47.9	45.9
8/10/2024	10:22	47.5		49.0	46.3
8/10/2024	10:27	47.3		49.3	46.2
8/10/2024	10:32	46.3		46.7	45.9
8/10/2024	10:37	46.5		46.8	46.0
8/10/2024	10:42	46.5	46.5	46.8	46.0
8/10/2024	10:47	46.2		46.5	46.0
8/10/2024	10:52	46.4		46.7	46.0
8/10/2024	10:57	47.2		48.6	46.1
8/10/2024	11:02	47.7		48.7	46.0
8/10/2024	11:07	46.6		47.5	46.1
8/10/2024	11:12	46.3	46.6	46.7	46.0
8/10/2024	11:17	46.2		46.4	46.0
8/10/2024	11:22	46.3		46.5	46.0
8/10/2024	11:27	46.3		46.5	46.0
8/10/2024	11:32	46.4		46.6	46.2
8/10/2024	11:37	46.8		47.4	46.3
8/10/2024	11:42	46.2	46.3	46.5	45.9
8/10/2024	11:47	46.3		47.1	45.9
8/10/2024	11:52	45.9		46.2	45.6
8/10/2024	11:57	46.1		46.3	45.8
8/10/2024	12:02	45.9		46.1	45.6
8/10/2024	12:07	45.8		46.0	45.6
8/10/2024	12:12	45.8	45.8	46.1	45.5
8/10/2024	12:17	45.7		45.9	45.4
8/10/2024	12:22	45.7		45.9	45.4
8/10/2024	12:27	45.8		46.5	45.3
8/10/2024	12:32	45.7		45.9	45.5
8/10/2024	12:37	45.7		45.9	45.5
8/10/2024	12:42	45.9	45.9	46.1	45.7
8/10/2024	12:47	46.5		48.1	45.6
8/10/2024	12:52	45.7		46.0	45.4
8/10/2024	12:57	45.9		46.1	45.7
8/10/2024	13:02	46.6		48.4	45.9
8/10/2024	13:07	46.1		46.3	45.8
8/10/2024	13:12	46.3	46.1	47.4	45.7
8/10/2024	13:17	45.6		45.8	45.4
8/10/2024	13:22	45.9		46.1	45.7
8/10/2024	13:27	46.1		46.3	45.8
8/10/2024	13:32	46.3		46.8	45.8
8/10/2024	13:37	46.0		46.3	45.7
8/10/2024	13:42	46.3	46.1	46.9	45.6
8/10/2024	13:47	45.7		46.1	45.4
8/10/2024	13:52	46.2		47.1	45.8
8/10/2024	13:57	46.1		46.8	45.6
8/10/2024	14:02	46.1		46.5	45.4
8/10/2024	14:07	45.9		46.3	45.4
8/10/2024	14:12	46.5	46.4	47.1	46.0
8/10/2024	14:17	46.6		47.0	46.1
8/10/2024	14:22	46.9		47.2	46.5
8/10/2024	14:27	46.2		46.5	46.0
8/10/2024	14:36	48.8		50.7	38.3
8/10/2024	14:41	43.8		46.7	39.1
8/10/2024	14:46	42.1	47.2	44.2	37.1
8/10/2024	14:51	44.8		48.0	39.1
8/10/2024	14:56	46.2		48.9	38.3
8/10/2024	15:01	51.0		52.0	39.5
8/10/2024	15:06	45.1		47.9	40.2
8/10/2024	15:11	44.4		46.9	39.7
8/10/2024	15:16	47.6	45.6	49.4	41.3
8/10/2024	15:21	45.6		48.1	38.6
8/10/2024	15:26	42.7		45.0	38.0
8/10/2024	15:31	46.7		52.6	38.8
8/10/2024	15:36	52.1		52.3	40.8
8/10/2024	15:41	47.2		49.7	39.9
8/10/2024	15:46	48.2	48.5	50.6	40.5
8/10/2024	15:51	44.9		48.4	39.0
8/10/2024	15:56	47.8		48.9	39.2
8/10/2024	16:01	47.0		50.1	40.6
8/10/2024	16:06	46.1		49.9	39.2
8/10/2024	16:11	48.6		49.8	39.7
8/10/2024	16:16	44.6	46.5	46.9	41.2
8/10/2024	16:21	46.8		49.7	39.8
8/10/2024	16:26	45.6		49.0	39.5
8/10/2024	16:31	46.3		49.6	40.8
8/10/2024	16:36	45.2		48.4	39.8
8/10/2024	16:41	48.5		52.2	39.4
8/10/2024	16:46	44.8	46.5	47.6	37.2
8/10/2024	16:51	43.1		45.8	37.7
8/10/2024	16:56	46.5		50.6	38.6
8/10/2024	17:01	48.3		52.5	39.6
8/10/2024	17:06	47.3		51.0	37.4
8/10/2024	17:11	45.2		49.5	36.6
8/10/2024	17:16	43.8	45.2	47.6	36.7
8/10/2024	17:21	44.1		47.6	36.5
8/10/2024	17:26	44.5		47.4	37.6
8/10/2024	17:31	45.1		48.2	37.8
8/10/2024	17:36	43.9		46.9	36.4
8/10/2024	17:41	43.9		47.5	36.7
8/10/2024	17:46	43.0	44.1	45.7	36.5
8/10/2024	17:51	44.4		46.8	37.0
8/10/2024	17:56	43.2		46.6	36.0
8/10/2024	18:01	45.7		48.4	37.1
8/10/2024	18:06	46.7		49.5	37.0
8/10/2024	18:11	45.8		49.0	37.9
8/10/2024	18:16	46.2	46.9	49.3	40.1
8/10/2024	18:21	48.9		49.8	39.2
8/10/2024	18:26	48.4		49.4	37.2
8/10/2024	18:31	43.2		47.4	36.9
8/10/2024	18:36	48.2		52.4	37.6
8/10/2024	18:41	44.7		48.3	37.3
8/10/2024	18:46	43.9		48.1	36.7
8/10/2024	18:51	49.3		52.7	36.5
8/10/2024	18:56	44.3		47.8	37.4
		Mean	46.5		
		Maximum	48.5		
		Minimum	44.1		

Date	Start Time	Leq (5mins)	Leq (30mins)	L10 (5mins)	L90 (5mins)
9/10/2024	7:01	36.1		39.3	34.0
9/10/2024	7:06	35.3		35.6	34.2
9/10/2024	7:11	39.1	36.2	39.9	33.9
9/10/2024	7:16	34.8		34.9	33.7
9/10/2024	7:21	35.6		35.9	34.1
9/10/2024	7:26	34.8		35.4	34.0
9/10/2024	7:31	38.5		38.6	33.8
9/10/2024	7:36	35.3		35.6	33.8
9/10/2024	7:41	34.7	36.6	34.8	33.9
9/10/2024	7:46	38.2		40.3	34.2
9/10/2024	7:51	35.3		35.7	33.9
9/10/2024	7:56	36.1		37.4	34.0
9/10/2024	8:01	39.3		41.8	33.9
9/10/2024	8:06	38.0		38.8	34.3
9/10/2024	8:11	35.6	36.8	36.5	33.9
9/10/2024	8:16	35.2		36.7	33.9
9/10/2024	8:21	34.8		37.2	33.8
9/10/2024	8:26	35.7		37.0	33.4
9/10/2024	8:31	35.8		37.0	33.6
9/10/2024	8:36	35.6		39.9	33.6
9/10/2024	8:41	36.4	37.1	39.2	33.8
9/10/2024	8:46	35.4		36.3	33.7
9/10/2024	8:51	38.7		39.2	33.9
9/10/2024	8:56	39.0		39.6	34.0
9/10/2024	9:01	37.5		37.7	33.3
9/10/2024	9:06	38.0		38.7	33.9
9/10/2024	9:11	34.8	38.9	35.6	33.9
9/10/2024	9:16	39.5		41.9	33.9
9/10/2024	9:21	40.8		41.4	33.7
9/10/2024	9:26	40.1		42.1	33.8
9/10/2024	9:31	35.1		36.7	32.9
9/10/2024	9:36	39.2		40.2	33.7
9/10/2024	9:41	40.0	46.3	40.1	34.5
9/10/2024	9:46	52.5		53.2	34.8
9/10/2024	9:51	44.2		47.3	36.5
9/10/2024	9:56	44.6		48.4	38.1
9/10/2024	10:01	42.4		45.3	36.0
9/10/2024	10:06	43.8		47.2	37.1
9/10/2024	10:11	49.3	46.9	51.1	42.3
9/10/2024	10:16	49.3		52.7	41.9
9/10/2024	10:21	48.0		51.2	38.2
9/10/2024	10:26	43.5		46.6	34.5
9/10/2024	10:31	42.1		45.2	34.0
9/10/2024	10:36	42.4		45.5	33.9
9/10/2024	10:41	39.5	42.4	43.0	33.2
9/10/2024	10:46	41.5		44.1	34.3
9/10/2024	10:51	43.6		45.9	35.8
9/10/2024	10:56	44.1		47.9	34.2
9/10/2024	11:01	39.5		42.2	32.1
9/10/2024	11:06	44.1		47.0	35.3
9/10/2024	11:11	53.2	48.0	56.5	39.2
9/10/2024	11:16	48.1		52.2	39.3
9/10/2024	11:21	46.4		49.9	35.3
9/10/2024	11:26	44.2		47.8	36.4
9/10/2024	11:31	47.1		50.0	41.6
9/10/2024	11:36	46.0		48.0	36.4
9/10/2024	11:41	44.2	45.5	48.4	35.3
9/10/2024	11:46	43.5		48.2	35.3
9/10/2024	11:51	44.8		48.7	36.6
9/10/2024	11:56	46.4		49.3	35.1
9/10/2024	12:01	43.0		46.6	35.6
9/10/2024	12:06	42.7		45.3	36.6
9/10/2024	12:11	43.6	46.9	47.8	35.6
9/10/2024	12:16	47.2		49.8	38.2
9/10/2024	12:21	50.1		56.7	40.7
9/10/2024	12:26	48.8		51.3	39.9
9/10/2024	12:31	47.8		50.4	40.2
9/10/2024	12:36	46.1		49.0	37.2
9/10/2024	12:41	44.4	47.7	47.6	37.3
9/10/2024	12:46	51.3		52.4	41.5
9/10/2024	12:51	45.6		48.8	38.1
9/10/2024	12:56	47.4		51.0	38.0
9/10/2024	13:01	48.1		51.1	38.5
9/10/2024	13:06	48.1		51.2	39.3
9/10/2024	13:11	48.7	48.0	51.9	41.0
9/10/2024	13:16	49.6		52.6	41.2
9/10/2024	13:21	47.5		50.4	41.3
9/10/2024	13:26	44.7		47.4	39.0
9/10/2024	13:31	48.1		51.1	39.7
9/10/2024	13:36	47.1		50.2	41.4
9/10/2024	13:41	47.7	47.3	51.0	41.5
9/10/2024	13:46	48.2		51.6	41.7
9/10/2024	13:51	47.2		49.0	39.8
9/10/2024	13:56	45.1		49.1	37.6
9/10/2024	14:01	47.4		50.9	41.0
9/10/2024	14:06	50.7		52.0	42.1
9/10/2024	14:11	52.0	50.2	52.2	42.3
9/10/2024	14:16	49.2		52.5	41.1
9/10/2024	14:21	46.4		48.8	41.1
9/10/2024	14:26	52.4		60.4	42.4
9/10/2024	14:31	47.2		50.0	42.0
9/10/2024	14:36	47.4		49.3	42.5
9/10/2024	14:41	48.9	46.8	50.5	41.0
9/10/2024	14:46	45.5		48.2	40.5
9/10/2024	14:51	45.0		47.3	39.6
9/10/2024	14:56	45.4		48.0	40.8
9/10/2024	15:01	44.0		47.4	39.3
9/10/2024	15:06	47.1		50.8	38.1
9/10/2024	15:11	44.6	45.8	48.1	38.2
9/10/2024	15:16	47.4		47.5	38.4
9/10/2024	15:21	45.4		47.6	39.7
9/10/2024	15:26	45.5		47.5	38.2
9/10/2024	15:31	45.4		48.1	38.3
9/10/2024	15:36	47.5		50.9	39.1
9/10/2024	15:41	48.7	48.7	49.8	40.8
9/10/2024	15:46	47.0		49.7	40.2
9/10/2024	15:51	48.1		50.5	41.6
9/10/2024	15:56	52.3		55.9	43.4
9/10/2024	16:01	51.2		55.5	41.8
9/10/2024	16:06	52.0		54.9	43.8
9/10/2024	16:11	53.4	51.7	56.1	47.2
9/10/2024	16:16	46.9		50.1	41.1
9/10/2024	16:21	53.2		56.2	47.5
9/10/2024	16:26	50.6		53.1	42.7
9/10/2024	16:31	46.3		50.1	39.0
9/10/2024	16:36	47.4		51.9	38.9
9/10/2024	16:41	43.5	46.4	45.9	37.4
9/10/2024	16:46	48.1		49.4	36.8
9/10/2024	16:51	44.8		47.6	37.9
9/10/2024	16:56	47.0		47.1	36.0
9/10/2024	17:01	43.9		47.7	36.7
9/10/2024	17:06	42.5		46.0	35.2
9/10/2024	17:11	46.4	49.9	50.6	35.8
9/10/2024	17:16	54.0		60.0	38.8
9/10/2024	17:21	46.0		50.3	36.6
9/10/2024	17:26	53.1		54.3	37.5
9/10/2024	17:31	45.8		49.3	37.1
9/10/2024	17:36	45.6		48.2	36.7
9/10/2024	17:41	44.5	48.3	46.8	34.9
9/10/2024	17:46	46.9		50.7	36.8
9/10/2024	17:51	52.9		62.3	37.1
9/10/2024	17:56	47.5		51.3	39.2
9/10/2024	18:01	49.1		53.9	36.7
9/10/2024	18:06	45.4		49.0	35.8
9/10/2024	18:11	47.2	47.8	50.7	36.7
9/10/2024	18:16	46.5		50.6	36.8
9/10/2024	18:21	49.0		51.8	37.9
9/10/2024	18:26	48.2		51.8	37.7
9/10/2024	18:31	47.1		49.8	36.7
9/10/2024	18:36	45.6		48.6	35.7
9/10/2024	18:41	48.5	48.2	49.7	37.0
9/10/2024	18:46	49.8		50.7	42.4
9/10/2024	18:51	46.5		49.1	43.4
9/10/2024	18:56	49.8		51.7	45.2
		Mean	45.4		
		Maximum	51.7		
		Minimum	36.2		

Station: CM14

Date	Start Time	Leq (5mins)	Leq (30mins)	L10 (5mins)	L90 (5mins)
10/10/2024	7:01	40.4		41.9	34.8
10/10/2024	7:06	39.7		40.4	36.1
10/10/2024	7:11	44.2	42.1	45.7	36.1
10/10/2024	7:16	41.1		44.7	34.0
10/10/2024	7:21	42.4		44.6	35.8
10/10/2024	7:26	43.3		44.3	35.8
10/10/2024	7:31	38.0		38.7	33.9
10/10/2024	7:36	41.5		45.2	33.9
10/10/2024	7:41	37.9	40.0	39.4	35.5
10/10/2024	7:46	40.8		41.3	35.6
10/10/2024	7:51	38.3		40.1	34.0
10/10/2024	7:56	41.8		42.5	33.9
10/10/2024	8:01	39.5		39.9	35.5
10/10/2024	8:06	40.5		41.1	36.1
10/10/2024	8:11	39.5	39.2	40.1	34.3
10/10/2024	8:16	39.4		40.7	33.7
10/10/2024	8:21	35.6		36.5	33.5
10/10/2024	8:26	39.1		39.2	33.9
10/10/2024	8:31	38.4		38.8	33.9
10/10/2024	8:36	38.2		38.4	33.8
10/10/2024	8:41	37.8	38.8	39.6	33.7
10/10/2024	8:46	38.8		40.3	34.0
10/10/2024	8:51	40.3		41.2	34.5
10/10/2024	8:56	38.9		39.8	33.2
10/10/2024	9:01	33.6		33.9	33.2
10/10/2024	9:06	39.6		40.3	33.2
10/10/2024	9:11	39.4	40.2	39.8	32.9
10/10/2024	9:16	42.3		42.4	38.1
10/10/2024	9:21	41.2		42.8	38.7
10/10/2024	9:26	40.8		42.2	38.8
10/10/2024	9:31	44.1		56.2	37.6
10/10/2024	9:36	42.8		43.6	37.5
10/10/2024	9:41	43.4	42.5	44.4	37.4
10/10/2024	9:46	39.2		40.1	36.9
10/10/2024	9:51	40.1		42.7	36.7
10/10/2024	9:56	43.5		47.3	36.7
10/10/2024	10:01	43.6		45.8	36.8
10/10/2024	10:06	39.5		41.0	37.0
10/10/2024	10:11	37.7	41.6	38.1	36.6
10/10/2024	10:16	39.7		40.6	36.4
10/10/2024	10:21	36.4		36.9	36.0
10/10/2024	10:26	45.5		45.6	36.5
10/10/2024	10:31	37.5		38.5	36.3
10/10/2024	10:36	38.5		39.7	36.2
10/10/2024	10:41	40.6	39.5	41.4	36.3
10/10/2024	10:46	40.5		41.0	35.9
10/10/2024	10:51	40.4		42.0	36.0
10/10/2024	10:56	38.2		39.2	36.3
10/10/2024	11:01	40.4		45.6	36.0
10/10/2024	11:06	44.2		44.8	35.7
10/10/2024	11:11	45.4	42.4	47.3	36.0
10/10/2024	11:16	37.3		44.9	35.8
10/10/2024	11:21	43.0		46.1	36.1
10/10/2024	11:26	38.1		38.9	35.8
10/10/2024	11:31	37.2		40.4	35.6
10/10/2024	11:36	37.0		37.5	36.0
10/10/2024	11:41	37.1	38.7	37.9	36.0
10/10/2024	11:46	41.1		41.9	35.7
10/10/2024	11:51	39.6		41.1	36.0
10/10/2024	11:56	38.7		39.0	35.7
10/10/2024	12:01	37.1		39.0	35.9
10/10/2024	12:06	39.1		39.5	35.9
10/10/2024	12:11	36.5	37.6	37.2	35.6
10/10/2024	12:16	37.9		38.0	35.9
10/10/2024	12:21	37.5		37.6	35.8
10/10/2024	12:26	37.2		37.6	35.5
10/10/2024	12:31	37.5		40.4	35.4
10/10/2024	12:36	36.0		36.2	35.3
10/10/2024	12:41	37.2	38.2	40.3	35.5
10/10/2024	12:46	36.9		38.6	35.3
10/10/2024	12:51	42.2		46.5	34.8
10/10/2024	12:56	35.4		35.8	34.8
10/10/2024	13:01	38.6		40.6	35.0
10/10/2024	13:06	37.3		37.5	35.1
10/10/2024	13:11	35.1	36.5	35.7	34.6
10/10/2024	13:16	35.4		35.8	34.3
10/10/2024	13:21	36.0		38.0	34.3
10/10/2024	13:26	35.3		35.6	34.3
10/10/2024	13:31	35.9		38.5	34.6
10/10/2024	13:36	36.4		36.9	34.8
10/10/2024	13:41	35.3	36.0	35.6	34.8
10/10/2024	13:46	34.4		35.0	33.7
10/10/2024	13:51	37.5		37.9	34.2
10/10/2024	13:56	36.0		39.5	34.1
10/10/2024	14:01	36.4		37.9	34.5
10/10/2024	14:06	37.4		38.9	34.3
10/10/2024	14:11	37.6	36.5	37.8	34.4
10/10/2024	14:16	35.7		36.3	33.9
10/10/2024	14:21	36.0		36.9	33.9
10/10/2024	14:26	35.4		35.8	34.0
10/10/2024	14:31	34.4		35.1	33.7
10/10/2024	14:36	38.2		40.1	33.6
10/10/2024	14:41	34.6	37.5	35.2	34.0
10/10/2024	14:46	41.2		41.8	34.5
10/10/2024	14:51	36.1		37.3	33.2
10/10/2024	14:56	36.3		38.8	33.2
10/10/2024	15:01	35.4		36.9	33.4
10/10/2024	15:06	37.0		38.3	33.5
10/10/2024	15:11	39.2	39.2	39.3	34.3
10/10/2024	15:16	42.8		45.9	34.6
10/10/2024	15:21	40.1		41.8	33.0
10/10/2024	15:26	36.2		38.2	33.2
10/10/2024	15:31	36.4		37.2	33.9
10/10/2024	15:36	47.4		53.4	34.4
10/10/2024	15:41	43.3	46.0	46.1	34.7
10/10/2024	15:46	40.9		41.5	36.0
10/10/2024	15:51	48.2		52.8	39.3
10/10/2024	15:56	49.0		52.6	42.0
10/10/2024	16:01	53.6		56.5	46.5
10/10/2024	16:06	51.5		53.7	45.5
10/10/2024	16:11	49.2	49.6	51.8	42.7
10/10/2024	16:16	45.9		48.6	38.1
10/10/2024	16:21	44.0		46.4	37.0
10/10/2024	16:26	45.5		47.8	36.1
10/10/2024	16:31	49.1		51.7	41.6
10/10/2024	16:36	49.4		52.1	39.1
10/10/2024	16:41	44.6	46.4	47.1	37.2
10/10/2024	16:46	44.0		47.0	34.7
10/10/2024	16:51	43.9		48.1	34.3
10/10/2024	16:56	41.7		43.9	33.4
10/10/2024	17:01	39.1		41.3	30.8
10/10/2024	17:06	41.3		42.3	30.0
10/10/2024	17:11	42.3	41.5	47.3	31.1
10/10/2024	17:16	41.4		44.3	32.2
10/10/2024	17:21	40.4		43.6	32.4
10/10/2024	17:26	43.4		44.6	33.3
10/10/2024	17:31	48.1		48.3	35.3
10/10/2024	17:36	41.3		44.7	33.7
10/10/2024	17:41	45.3	47.5	49.8	35.2
10/10/2024	17:46	48.8		51.3	36.5
10/10/2024	17:51	50.1		55.0	40.9
10/10/2024	17:56	46.8		50.2	38.7
10/10/2024	18:01	43.3		46.4	35.3
10/10/2024	18:06	44.1		48.2	34.1
10/10/2024	18:11	47.6	45.8	49.4	34.2
10/10/2024	18:16	45.9		49.3	37.3
10/10/2024	18:21	45.5		48.6	36.6
10/10/2024	18:26	47.1		49.9	38.3
10/10/2024	18:31	50.8		54.9	39.9
10/10/2024	18:36	51.4		54.1	44.1
10/10/2024	18:41	50.3	51.2	53.4	44.3
10/10/2024	18:46	51.0		54.6	42.7
10/10/2024	18:51	53.8		60.4	40.6
10/10/2024	18:56	47.4		51.0	40.0
		Mean	41.4		
		Maximum	51.2		
		Minimum	36.0		

Date	Start Time	Leq (5mins)	Leq (30mins)	L10 (5mins)	L90 (5mins)
11/10/2024	7:01	47.0		48.4	45.2
11/10/2024	7:06	49.7		52.6	45.8
11/10/2024	7:11	55.4	54.1	59.1	46.2
11/10/2024	7:16	58.6		58.9	48.2
11/10/2024	7:21	54.3		57.8	48.1
11/10/2024	7:26	48.7		51.6	45.2
11/10/2024	7:31	56.4		60.8	45.7
11/10/2024	7:36	54.3		56.0	47.0
11/10/2024	7:41	49.7	52.4	52.1	46.6
11/10/2024	7:46	48.4		50.0	46.5
11/10/2024	7:51	49.6		51.2	46.9
11/10/2024	7:56	48.7		49.3	47.9
11/10/2024	8:01	50.5		52.0	48.2
11/10/2024	8:06	48.7		49.3	48.0
11/10/2024	8:11	49.5	51.3	50.5	48.2
11/10/2024	8:16	53.3		56.1	49.4
11/10/2024	8:21	53.2		54.8	49.0
11/10/2024	8:26	50.5		52.2	48.9
11/10/2024	8:31	50.5		52.3	48.7
11/10/2024	8:36	50.0		51.1	48.8
11/10/2024	8:41	51.0	52.2	52.7	48.5
11/10/2024	8:46	53.6		56.1	50.0
11/10/2024	8:51	53.8		56.2	50.1
11/10/2024	8:56	52.7		55.8	49.0
11/10/2024	9:01	51.5		53.3	48.8
11/10/2024	9:06	52.2		53.8	50.1
11/10/2024	9:11	51.4	52.3	52.4	50.4
11/10/2024	9:16	51.6		52.9	50.3
11/10/2024	9:21	53.3		56.2	50.5
11/10/2024	9:26	53.5		55.1	51.0
11/10/2024	9:31	53.8		56.4	51.0
11/10/2024	9:36	53.0		54.3	51.0
11/10/2024	9:41	53.8	53.8	55.5	52.2
11/10/2024	9:46	52.6		53.7	51.3
11/10/2024	9:51	55.2		58.8	51.6
11/10/2024	9:56	53.9		56.0	51.5
11/10/2024	10:01	52.5		53.1	51.8
11/10/2024	10:06	53.9		55.7	51.5
11/10/2024	10:11	52.4	52.7	53.2	51.2
11/10/2024	10:16	52.2		53.1	51.2
11/10/2024	10:21	52.8		55.0	51.0
11/10/2024	10:26	51.9		52.8	51.0
11/10/2024	10:31	52.6		53.5	51.3
11/10/2024	10:36	52.2		53.4	51.0
11/10/2024	10:41	53.0	52.4	53.8	51.6
11/10/2024	10:46	53.5		56.5	51.0
11/10/2024	10:51	51.1		51.8	50.4
11/10/2024	10:56	51.4		52.6	50.2
11/10/2024	11:01	53.7		55.3	51.9
11/10/2024	11:06	53.1		54.6	51.2
11/10/2024	11:11	52.9	53.3	54.3	51.3
11/10/2024	11:16	52.7		54.2	51.1
11/10/2024	11:21	53.2		54.6	51.3
11/10/2024	11:26	54.2		55.1	51.4
11/10/2024	11:31	52.8		54.6	50.8
11/10/2024	11:36	52.6		53.9	51.1
11/10/2024	11:41	53.4	52.5	54.7	51.1
11/10/2024	11:46	52.7		54.2	50.7
11/10/2024	11:51	51.8		53.3	50.0
11/10/2024	11:56	51.4		52.9	49.7
11/10/2024	12:01	51.9		53.1	50.2
11/10/2024	12:06	51.7		53.4	49.7
11/10/2024	12:11	51.2	51.2	52.2	49.6
11/10/2024	12:16	51.2		52.2	50.0
11/10/2024	12:21	50.7		51.8	49.4
11/10/2024	12:26	50.4		51.5	49.2
11/10/2024	12:31	50.5		51.5	48.8
11/10/2024	12:36	54.0		55.3	49.4
11/10/2024	12:41	49.9	52.0	51.1	47.9
11/10/2024	12:46	55.2		56.6	48.2
11/10/2024	12:51	48.8		49.6	47.9
11/10/2024	12:56	49.6		50.6	48.3
11/10/2024	13:01	49.9		51.6	48.1
11/10/2024	13:06	48.9		49.8	47.9
11/10/2024	13:11	49.4	51.0	50.7	48.0
11/10/2024	13:16	49.7		51.5	48.2
11/10/2024	13:21	52.4		54.4	49.2
11/10/2024	13:26	53.5		55.0	48.8
11/10/2024	13:31	51.4		53.3	48.6
11/10/2024	13:36	51.0		52.8	48.6
11/10/2024	13:41	52.7	53.1	54.4	50.5
11/10/2024	13:46	51.2		53.1	49.3
11/10/2024	13:51	56.9		57.7	49.9
11/10/2024	13:56	51.7		53.7	49.4
11/10/2024	14:01	50.2		51.7	48.5
11/10/2024	14:06	54.0		58.5	49.2
11/10/2024	14:11	49.7	51.2	51.3	48.1
11/10/2024	14:16	49.4		51.2	47.6
11/10/2024	14:21	51.5		52.8	48.8
11/10/2024	14:26	50.3		51.8	47.8
11/10/2024	14:31	50.8		52.2	48.2
11/10/2024	14:36	50.2		52.8	47.4
11/10/2024	14:41	50.4	50.2	52.3	48.3
11/10/2024	14:46	51.7		52.4	47.8
11/10/2024	14:51	49.0		50.0	47.7
11/10/2024	14:56	48.2		49.1	47.2
11/10/2024	15:01	49.9		52.1	48.2
11/10/2024	15:06	48.9		50.1	47.6
11/10/2024	15:11	48.9	49.5	49.4	47.5
11/10/2024	15:16	49.3		50.3	48.2
11/10/2024	15:21	49.8		51.3	48.1
11/10/2024	15:26	50.1		52.3	47.9
11/10/2024	15:31	48.6		49.8	47.0
11/10/2024	15:36	50.2		52.3	48.1
11/10/2024	15:41	51.3	51.0	52.9	47.3
11/10/2024	15:46	49.2		50.0	47.9
11/10/2024	15:51	50.9		51.4	48.1
11/10/2024	15:56	53.9		54.2	48.6
11/10/2024	16:01	54.1		57.0	48.2
11/10/2024	16:06	51.8		54.5	48.5
11/10/2024	16:11	52.5	52.7	54.4	48.2
11/10/2024	16:16	52.4		54.2	49.0
11/10/2024	16:21	52.5		54.5	49.4
11/10/2024	16:26	52.3		54.1	50.0
11/10/2024	16:31	53.3		55.0	50.5
11/10/2024	16:36	53.9		54.9	50.3
11/10/2024	16:41	55.8	54.7	56.5	50.6
11/10/2024	16:46	52.3		54.0	50.2
11/10/2024	16:51	54.7		56.6	49.6
11/10/2024	16:56	56.5		57.0	49.8
11/10/2024	17:01	51.9		54.0	49.3
11/10/2024	17:06	53.0		55.5	50.3
11/10/2024	17:11	51.1	50.9	52.4	49.6
11/10/2024	17:16	49.3		50.6	48.1
11/10/2024	17:21	49.4		51.1	47.4
11/10/2024	17:26	49.3		51.5	47.1
11/10/2024	17:31	49.2		51.2	47.1
11/10/2024	17:36	48.7		50.0	47.0
11/10/2024	17:41	48.8	49.2	50.9	46.9
11/10/2024	17:46	49.8		51.7	47.3
11/10/2024	17:51	49.7		50.8	48.2
11/10/2024	17:56	49.1		50.6	47.2
11/10/2024	18:01	49.2		50.3	47.8
11/10/2024	18:06	47.9		49.3	45.9
11/10/2024	18:11	48.4	49.4	49.9	46.1
11/10/2024	18:16	50.3		52.2	46.7
11/10/2024	18:21	50.0		51.4	47.9
11/10/2024	18:26	50.3		52.1	48.5
11/10/2024	18:31	50.7		53.0	48.2
11/10/2024	18:36	49.1		50.1	47.9
11/10/2024	18:41	50.3	49.3	52.5	48.1
11/10/2024	18:46	47.7		48.1	46.3
11/10/2024	18:51	47.7		48.4	46.9
11/10/2024	18:56	49.5		51.3	47.3
		Mean	51.8		
		Maximum	54.7		
		Minimum	49.2		

Station: CM14

Date	Start Time	Leq (5mins)	Leq (30mins)	L10 (5mins)	L90 (5mins)
12/10/2024	7:01	42.4	42.8	42.7	42.1
12/10/2024	7:06	42.3		42.7	41.8
12/10/2024	7:11	42.8		43.5	42.2
12/10/2024	7:16	42.9		43.4	42.2
12/10/2024	7:21	43.1		43.7	42.3
12/10/2024	7:26	43.1		43.7	42.4
12/10/2024	7:31	41.8	42.9	42.6	41.2
12/10/2024	7:36	46.3		50.2	41.2
12/10/2024	7:41	42.0		42.4	41.2
12/10/2024	7:46	42.4		43.8	41.1
12/10/2024	7:51	40.5		41.1	39.9
12/10/2024	7:56	41.5		41.9	40.9
12/10/2024	8:01	41.9	41.9	42.8	41.2
12/10/2024	8:06	42.2		43.5	41.3
12/10/2024	8:11	42.3		44.0	41.0
12/10/2024	8:16	41.4		41.7	41.1
12/10/2024	8:21	41.9		44.2	40.6
12/10/2024	8:26	41.4		41.9	40.2
12/10/2024	8:31	42.6	43.1	45.1	41.1
12/10/2024	8:36	45.1		48.6	41.6
12/10/2024	8:41	42.9		44.3	42.1
12/10/2024	8:46	41.9		42.4	40.7
12/10/2024	8:51	42.7		43.7	41.8
12/10/2024	8:56	42.3		42.7	41.9
12/10/2024	9:01	41.8	43.2	42.2	40.8
12/10/2024	9:06	42.0		43.4	40.8
12/10/2024	9:11	43.1		43.8	41.9
12/10/2024	9:16	43.8		44.8	42.7
12/10/2024	9:21	43.3		43.8	42.7
12/10/2024	9:26	44.7		47.5	42.4
12/10/2024	9:31	43.8	43.7	45.8	41.9
12/10/2024	9:36	42.5		43.3	41.6
12/10/2024	9:41	44.3		45.0	43.0
12/10/2024	9:46	43.3		43.8	42.8
12/10/2024	9:51	43.8		45.1	42.6
12/10/2024	9:56	44.4		45.0	42.8
12/10/2024	10:01	43.4	44.2	43.8	42.8
12/10/2024	10:06	44.5		45.4	43.2
12/10/2024	10:11	45.2		48.6	43.7
12/10/2024	10:16	43.5		44.1	42.8
12/10/2024	10:21	44.3		45.0	43.3
12/10/2024	10:26	43.8		44.2	43.4
12/10/2024	10:31	44.5	45.6	45.5	43.8
12/10/2024	10:36	44.9		45.4	44.3
12/10/2024	10:41	45.4		46.3	44.5
12/10/2024	10:46	44.6		45.3	44.0
12/10/2024	10:51	46.3		48.1	44.0
12/10/2024	10:56	47.0		49.0	44.5
12/10/2024	11:01	46.7	44.9	48.3	44.3
12/10/2024	11:06	44.9		45.9	43.4
12/10/2024	11:11	45.6		48.4	43.4
12/10/2024	11:16	44.6		46.6	42.9
12/10/2024	11:21	43.2		43.8	42.6
12/10/2024	11:26	43.7		44.9	42.7
12/10/2024	11:31	44.3	44.5	45.6	42.5
12/10/2024	11:36	44.7		45.0	42.9
12/10/2024	11:41	43.7		45.1	42.5
12/10/2024	11:46	46.4		49.7	42.6
12/10/2024	11:51	43.9		46.2	42.1
12/10/2024	11:56	43.5		44.0	41.9
12/10/2024	12:01	42.8	44.5	43.8	41.9
12/10/2024	12:06	43.4		44.3	42.5
12/10/2024	12:11	44.1		45.4	42.9
12/10/2024	12:16	44.8		45.7	43.3
12/10/2024	12:21	45.7		47.9	43.1
12/10/2024	12:26	45.3		47.1	43.2
12/10/2024	12:31	45.9	49.9	47.3	44.2
12/10/2024	12:36	46.9		49.1	43.7
12/10/2024	12:41	45.8		47.0	43.8
12/10/2024	12:46	48.4		50.9	44.3
12/10/2024	12:51	55.0		58.6	43.7
12/10/2024	12:56	48.5		49.1	44.0
12/10/2024	13:01	51.8	53.6	52.3	44.8
12/10/2024	13:06	46.3		48.5	43.9
12/10/2024	13:11	55.4		57.5	47.4
12/10/2024	13:16	58.5		63.2	48.6
12/10/2024	13:21	47.6		49.8	45.2
12/10/2024	13:26	48.5		56.9	44.1
12/10/2024	13:31	49.8	51.7	49.9	45.1
12/10/2024	13:36	57.0		61.3	45.5
12/10/2024	13:41	49.6		51.5	45.7
12/10/2024	13:46	48.3		50.3	46.1
12/10/2024	13:51	47.2		49.0	45.1
12/10/2024	13:56	48.5		49.9	47.0
12/10/2024	14:01	48.6	49.9	50.2	47.1
12/10/2024	14:06	47.3		48.2	46.2
12/10/2024	14:11	53.2		55.2	46.6
12/10/2024	14:16	48.3		49.9	46.7
12/10/2024	14:21	48.6		49.7	47.3
12/10/2024	14:26	50.3		51.7	47.8
12/10/2024	14:31	51.4	52.5	53.1	47.6
12/10/2024	14:36	51.1		53.7	47.8
12/10/2024	14:41	54.3		56.5	49.2
12/10/2024	14:46	54.2		57.6	49.6
12/10/2024	14:51	51.6		52.2	48.5
12/10/2024	14:56	50.7		52.0	49.2
12/10/2024	15:01	51.5	56.4	53.0	49.2
12/10/2024	15:06	51.9		53.7	49.7
12/10/2024	15:11	60.3		63.1	50.5
12/10/2024	15:16	59.2		63.3	52.8
12/10/2024	15:21	54.6		58.8	48.8
12/10/2024	15:26	50.9		52.0	48.9
12/10/2024	15:31	51.1	51.3	53.7	48.4
12/10/2024	15:36	50.8		52.9	48.2
12/10/2024	15:41	51.2		52.6	49.5
12/10/2024	15:46	50.9		52.1	49.2
12/10/2024	15:51	51.4		53.1	49.2
12/10/2024	15:56	52.3		54.5	49.7
12/10/2024	16:01	51.0	52.1	52.4	49.2
12/10/2024	16:06	51.1		53.0	49.8
12/10/2024	16:11	52.5		54.1	50.8
12/10/2024	16:16	52.8		54.1	51.4
12/10/2024	16:21	52.6		53.9	51.2
12/10/2024	16:26	52.3		53.5	51.1
12/10/2024	16:31	51.8	55.5	52.9	50.7
12/10/2024	16:36	58.8		64.3	51.2
12/10/2024	16:41	57.4		60.1	53.1
12/10/2024	16:46	52.6		53.9	51.2
12/10/2024	16:51	52.3		53.2	51.1
12/10/2024	16:56	54.7		56.5	51.9
12/10/2024	17:01	51.8	51.4	52.5	51.0
12/10/2024	17:06	52.3		52.8	51.1
12/10/2024	17:11	51.9		53.2	50.5
12/10/2024	17:16	51.2		51.9	50.5
12/10/2024	17:21	50.5		51.0	50.1
12/10/2024	17:26	50.7		51.2	50.2
12/10/2024	17:31	51.0	51.8	51.5	50.1
12/10/2024	17:36	52.5		54.7	50.6
12/10/2024	17:41	52.1		53.0	51.5
12/10/2024	17:46	51.7		52.4	51.1
12/10/2024	17:51	51.6		52.7	50.5
12/10/2024	17:56	51.9		52.9	50.9
12/10/2024	18:01	51.9	51.1	53.2	50.2
12/10/2024	18:06	51.4		52.5	49.9
12/10/2024	18:11	50.7		51.7	49.6
12/10/2024	18:16	51.3		52.3	50.3
12/10/2024	18:21	50.4		51.1	49.5
12/10/2024	18:26	50.9		51.8	49.7
12/10/2024	18:31	50.7	52.0	51.5	50.0
12/10/2024	18:36	52.8		54.2	50.3
12/10/2024	18:41	51.3		52.1	50.3
12/10/2024	18:46	51.5		52.7	49.9
12/10/2024	18:51	52.9		54.3	51.2
12/10/2024	18:56	52.6		53.3	51.1
		Mean	48.3		
		Maximum	56.4		
		Minimum	41.9		

Date	Start Time	Leq (5mins)	Leq (30mins)	L10 (5mins)	L90 (5mins)
13/10/2024	7:01	48.0	47.9	49.8	46.7
13/10/2024	7:06	47.5		48.2	46.9
13/10/2024	7:11	48.3		49.0	47.4
13/10/2024	7:16	47.9		48.8	47.3
13/10/2024	7:21	48.1		49.3	47.3
13/10/2024	7:26	47.7		48.4	47.1
13/10/2024	7:31	47.7	47.7	48.2	47.2
13/10/2024	7:36	48.0		48.7	47.2
13/10/2024	7:41	47.5		47.9	46.9
13/10/2024	7:46	47.5		48.0	46.9
13/10/2024	7:51	47.9		48.5	47.4
13/10/2024	7:56	47.6		48.2	47.0
13/10/2024	8:01	47.6	47.6	48.1	46.8
13/10/2024	8:06	47.5		48.2	46.8
13/10/2024	8:11	47.8		48.7	46.9
13/10/2024	8:16	47.3		47.9	46.7
13/10/2024	8:21	47.4		48.3	46.5
13/10/2024	8:26	47.7		48.3	46.9
13/10/2024	8:31	47.8	47.3	48.4	47.2
13/10/2024	8:36	47.2		48.0	46.5
13/10/2024	8:41	47.4		48.1	46.6
13/10/2024	8:46	46.8		47.9	45.7
13/10/2024	8:51	47.0		47.8	46.3
13/10/2024	8:56	47.3		48.1	46.3
13/10/2024	9:01	48.0	48.1	48.7	47.1
13/10/2024	9:06	50.1		52.7	47.1
13/10/2024	9:11	46.8		47.3	46.2
13/10/2024	9:16	47.8		48.9	46.6
13/10/2024	9:21	47.4		48.1	46.6
13/10/2024	9:26	47.5		48.1	46.7
13/10/2024	9:31	47.1	47.1	47.6	46.4
13/10/2024	9:36	47.6		49.4	46.2
13/10/2024	9:41	47.0		47.9	46.1
13/10/2024	9:46	47.2		47.7	46.6
13/10/2024	9:51	46.8		47.6	46.0
13/10/2024	9:56	46.6		47.4	45.7
13/10/2024	10:01	47.1	47.5	47.7	46.2
13/10/2024	10:06	47.0		47.9	46.2
13/10/2024	10:11	47.3		48.0	46.8
13/10/2024	10:16	47.6		48.5	46.6
13/10/2024	10:21	47.6		48.3	46.7
13/10/2024	10:26	48.3		49.4	47.4
13/10/2024	10:31	47.9	47.1	48.7	46.8
13/10/2024	10:36	47.7		48.3	46.9
13/10/2024	10:41	47.1		47.8	46.5
13/10/2024	10:46	47.4		48.0	46.8
13/10/2024	10:51	46.7		47.4	45.5
13/10/2024	10:56	45.6		45.9	45.1
13/10/2024	11:01	45.4	45.4	45.6	45.1
13/10/2024	11:06	45.7		46.2	45.2
13/10/2024	11:11	45.8		46.7	44.9
13/10/2024	11:16	44.9		45.3	44.5
13/10/2024	11:21	45.5		46.1	44.5
13/10/2024	11:26	44.8		45.3	44.2
13/10/2024	11:31	44.8	44.9	45.2	44.4
13/10/2024	11:36	45.2		46.4	44.4
13/10/2024	11:41	44.7		45.3	44.2
13/10/2024	11:46	44.9		45.5	44.3
13/10/2024	11:51	44.7		45.0	44.5
13/10/2024	11:56	45.2		45.9	44.5
13/10/2024	12:01	44.9	45.0	45.3	44.5
13/10/2024	12:06	44.8		45.1	44.5
13/10/2024	12:11	44.7		45.0	44.4
13/10/2024	12:16	45.3		46.9	44.3
13/10/2024	12:21	45.3		45.9	44.3
13/10/2024	12:26	45.1		45.6	44.7
13/10/2024	12:31	44.7	44.7	45.0	44.5
13/10/2024	12:36	44.6		45.0	44.2
13/10/2024	12:41	44.8		45.7	44.3
13/10/2024	12:46	45.4		47.7	43.9
13/10/2024	12:51	44.2		44.5	43.9
13/10/2024	12:56	44.7		45.0	43.9
13/10/2024	13:01	44.9	44.4	45.8	44.3
13/10/2024	13:06	44.9		45.4	44.5
13/10/2024	13:11	44.5		45.2	44.0
13/10/2024	13:16	44.1		44.4	43.9
13/10/2024	13:21	44.1		44.3	43.9
13/10/2024	13:26	44.1		44.4	43.9
13/10/2024	13:31	44.7	44.3	45.8	43.8
13/10/2024	13:36	44.3		44.7	44.0
13/10/2024	13:41	44.4		44.9	43.9
13/10/2024	13:46	43.8		44.1	43.6
13/10/2024	13:51	44.2		44.4	44.0
13/10/2024	13:56	44.1		44.4	43.6
13/10/2024	14:01	43.6	44.3	43.8	43.3
13/10/2024	14:06	43.8		44.1	43.6
13/10/2024	14:11	44.3		45.3	43.7
13/10/2024	14:16	44.1		44.3	43.7
13/10/2024	14:21	45.6		47.8	44.0
13/10/2024	14:26	44.2		44.4	43.9
13/10/2024	14:31	45.2	45.1	45.8	44.7
13/10/2024	14:36	46.3		48.3	44.2
13/10/2024	14:41	44.6		45.6	44.0
13/10/2024	14:46	44.5		44.9	44.2
13/10/2024	14:51	44.7		45.0	44.3
13/10/2024	14:56	45.2		45.7	44.8
13/10/2024	15:01	45.2	45.3	45.5	45.0
13/10/2024	15:06	45.5		45.8	45.1
13/10/2024	15:11	45.1		45.5	44.7
13/10/2024	15:16	45.1		45.5	44.7
13/10/2024	15:21	45.6		46.0	45.2
13/10/2024	15:26	45.3		45.9	44.8
13/10/2024	15:31	45.3	48.0	45.9	44.8
13/10/2024	15:36	46.4		47.6	45.1
13/10/2024	15:41	48.1		48.7	47.4
13/10/2024	15:46	48.9		49.8	48.1
13/10/2024	15:51	49.1		49.5	48.5
13/10/2024	15:56	49.1		49.5	48.7
13/10/2024	16:01	49.1	49.3	49.6	48.7
13/10/2024	16:06	49.3		49.8	48.8
13/10/2024	16:11	49.4		49.9	48.9
13/10/2024	16:16	49.4		49.9	48.8
13/10/2024	16:21	49.3		49.7	48.8
13/10/2024	16:26	49.3		49.7	48.9
13/10/2024	16:31	49.1	47.3	49.3	48.3
13/10/2024	16:36	48.5		51.0	45.7
13/10/2024	16:41	46.6		46.9	45.9
13/10/2024	16:46	45.6		46.3	45.1
13/10/2024	16:51	46.3		47.5	45.3
13/10/2024	16:56	46.4		47.3	44.7
13/10/2024	17:01	45.6	45.5	46.7	44.7
13/10/2024	17:06	44.8		45.4	44.2
13/10/2024	17:11	45.6		46.7	44.3
13/10/2024	17:16	45.6		46.4	44.7
13/10/2024	17:21	46.2		48.6	44.4
13/10/2024	17:26	45.3		46.0	44.5
13/10/2024	17:31	45.3	45.2	46.3	44.5
13/10/2024	17:36	45.2		45.8	44.3
13/10/2024	17:41	45.1		45.9	44.3
13/10/2024	17:46	45.3		46.2	44.3
13/10/2024	17:51	44.3		44.7	43.9
13/10/2024	17:56	45.8		47.0	44.2
13/10/2024	18:01	48.0	50.0	48.9	45.1
13/10/2024	18:06	54.4		55.3	45.0
13/10/2024	18:11	47.3		48.3	44.9
13/10/2024	18:16	49.4		50.7	45.7
13/10/2024	18:21	47.9		51.9	45.8
13/10/2024	18:26	47.8		49.5	45.8
13/10/2024	18:31	49.0	52.6	52.0	45.5
13/10/2024	18:36	47.2		48.1	45.2
13/10/2024	18:41	51.3		52.5	45.8
13/10/2024	18:46	52.3		53.9	46.0
13/10/2024	18:51	57.5		61.8	48.6
13/10/2024	18:56	50.1		50.5	47.4
		Mean	46.7		
		Maximum	52.6		
		Minimum	44.3		

Station: CM14

Date	Start Time	Leq (5mins)	Leq (30mins)	L10 (5mins)	L90 (5mins)
14/10/2024	7:01	54.8		55.5	53.9
14/10/2024	7:06	53.3		54.8	50.6
14/10/2024	7:11	54.1	55.9	55.3	52.6
14/10/2024	7:16	58.6		60.1	56.3
14/10/2024	7:21	56.5		57.2	55.7
14/10/2024	7:26	56.0		56.6	55.2
14/10/2024	7:31	53.3		54.2	52.3
14/10/2024	7:36	53.4		54.2	52.4
14/10/2024	7:41	52.8	52.4	53.7	51.9
14/10/2024	7:46	52.0		53.0	51.0
14/10/2024	7:51	51.3		52.1	50.3
14/10/2024	7:56	51.3		52.1	50.5
14/10/2024	8:01	51.6		52.5	50.5
14/10/2024	8:06	51.0		51.8	50.1
14/10/2024	8:11	52.0	51.5	52.3	50.0
14/10/2024	8:16	51.5		52.7	50.1
14/10/2024	8:21	51.3		52.7	49.9
14/10/2024	8:26	51.4		52.7	50.1
14/10/2024	8:31	52.5		53.5	51.2
14/10/2024	8:36	52.1		53.4	50.7
14/10/2024	8:41	50.8	50.9	52.0	49.1
14/10/2024	8:46	49.5		50.1	48.8
14/10/2024	8:51	50.1		51.0	48.7
14/10/2024	8:56	49.2		49.7	48.6
14/10/2024	9:01	49.2		49.7	48.6
14/10/2024	9:06	48.8		49.3	48.3
14/10/2024	9:11	48.5	49.1	48.8	48.0
14/10/2024	9:16	49.2		50.0	48.4
14/10/2024	9:21	49.9		50.4	49.2
14/10/2024	9:26	49.0		49.5	48.5
14/10/2024	9:31	48.5		48.9	48.0
14/10/2024	9:36	48.7		49.3	47.8
14/10/2024	9:41	50.3	48.9	50.4	48.1
14/10/2024	9:46	49.0		50.3	47.7
14/10/2024	9:51	48.4		48.6	47.7
14/10/2024	9:56	48.0		48.8	47.2
14/10/2024	10:01	47.6		47.9	47.2
14/10/2024	10:06	47.6		48.0	47.2
14/10/2024	10:11	47.9	47.9	48.1	47.3
14/10/2024	10:16	48.5		49.6	47.6
14/10/2024	10:21	48.2		48.9	47.4
14/10/2024	10:26	47.6		48.1	47.0
14/10/2024	10:31	48.0		48.7	47.2
14/10/2024	10:36	49.7		51.6	48.0
14/10/2024	10:41	48.3	48.4	49.2	47.3
14/10/2024	10:46	48.0		48.8	47.2
14/10/2024	10:51	48.2		48.9	47.6
14/10/2024	10:56	47.8		48.5	47.2
14/10/2024	11:01	49.2		51.3	47.6
14/10/2024	11:06	48.3		49.9	47.2
14/10/2024	11:11	47.9	48.3	48.5	47.1
14/10/2024	11:16	47.3		47.6	47.0
14/10/2024	11:21	47.2		47.5	47.0
14/10/2024	11:26	49.4		52.8	47.4
14/10/2024	11:31	47.9		48.5	47.4
14/10/2024	11:36	47.7		48.0	47.3
14/10/2024	11:41	47.9	48.3	48.1	47.4
14/10/2024	11:46	47.9		48.1	47.4
14/10/2024	11:51	48.0		48.5	47.3
14/10/2024	11:56	49.8		53.3	47.1
14/10/2024	12:01	47.5		47.8	46.9
14/10/2024	12:06	47.3		47.6	46.8
14/10/2024	12:11	47.3	47.3	47.7	46.8
14/10/2024	12:16	47.2		47.5	46.9
14/10/2024	12:21	47.3		47.8	46.9
14/10/2024	12:26	47.3		47.8	46.8
14/10/2024	12:31	47.3		47.7	46.9
14/10/2024	12:36	47.4		47.8	47.0
14/10/2024	12:41	47.3	47.1	47.9	46.8
14/10/2024	12:46	46.8		47.4	46.1
14/10/2024	12:51	47.0		48.5	45.9
14/10/2024	12:56	47.0		47.9	45.8
14/10/2024	13:01	47.9		49.9	46.4
14/10/2024	13:06	46.8		47.2	46.2
14/10/2024	13:11	46.6	47.1	47.1	46.1
14/10/2024	13:16	47.4		47.9	46.4
14/10/2024	13:21	46.6		47.1	46.1
14/10/2024	13:26	47.0		47.9	46.1
14/10/2024	13:31	46.5		48.1	45.2
14/10/2024	13:36	47.4		48.6	45.7
14/10/2024	13:41	51.9	53.1	54.1	48.7
14/10/2024	13:46	55.7		56.9	54.2
14/10/2024	13:51	56.1		60.0	50.2
14/10/2024	13:56	52.7		56.2	48.3
14/10/2024	14:01	47.1		48.1	46.3
14/10/2024	14:06	47.2		48.3	46.2
14/10/2024	14:11	46.9	46.8	47.6	46.3
14/10/2024	14:16	46.6		47.0	46.2
14/10/2024	14:21	46.3		46.9	45.8
14/10/2024	14:26	46.9		47.6	46.4
14/10/2024	14:31	46.8		47.3	46.2
14/10/2024	14:36	46.6		47.3	45.9
14/10/2024	14:41	48.0	46.6	51.9	38.1
14/10/2024	14:46	46.2		47.9	40.5
14/10/2024	14:51	45.8		49.0	40.1
14/10/2024	14:56	46.1		49.7	40.8
14/10/2024	15:01	44.4		46.9	38.5
14/10/2024	15:06	45.6		47.2	39.3
14/10/2024	15:11	47.5	46.6	50.7	41.4
14/10/2024	15:16	46.0		48.4	40.1
14/10/2024	15:21	48.4		52.4	42.4
14/10/2024	15:26	46.3		49.8	40.8
14/10/2024	15:31	44.3		46.6	40.3
14/10/2024	15:36	48.0		50.9	40.9
14/10/2024	15:41	48.0	48.0	50.9	42.3
14/10/2024	15:46	48.8		51.5	42.7
14/10/2024	15:51	46.3		48.9	40.0
14/10/2024	15:56	50.4		51.9	43.0
14/10/2024	16:01	49.4		51.9	44.4
14/10/2024	16:06	48.4		50.3	43.2
14/10/2024	16:11	48.8	48.7	51.5	44.0
14/10/2024	16:16	49.0		52.2	44.8
14/10/2024	16:21	47.1		49.6	43.1
14/10/2024	16:26	49.0		51.6	44.4
14/10/2024	16:31	49.5		52.5	44.5
14/10/2024	16:36	50.8		54.2	43.9
14/10/2024	16:41	49.7	49.6	52.8	43.4
14/10/2024	16:46	48.2		51.2	41.5
14/10/2024	16:51	49.7		53.2	42.6
14/10/2024	16:56	49.2		52.0	43.1
14/10/2024	17:01	49.9		53.4	42.8
14/10/2024	17:06	49.3		52.1	43.9
14/10/2024	17:11	48.0	48.5	50.6	42.1
14/10/2024	17:16	47.8		50.8	41.6
14/10/2024	17:21	47.6		50.0	41.8
14/10/2024	17:26	48.0		52.0	41.1
14/10/2024	17:31	45.1		48.2	39.1
14/10/2024	17:36	46.9		49.7	39.6
14/10/2024	17:41	47.2	46.2	49.2	38.5
14/10/2024	17:46	44.0		47.6	37.9
14/10/2024	17:51	43.9		47.6	38.4
14/10/2024	17:56	48.1		48.4	39.4
14/10/2024	18:01	48.2		50.5	40.9
14/10/2024	18:06	48.2		51.4	39.9
14/10/2024	18:11	46.6	47.2	49.5	40.0
14/10/2024	18:16	46.6		48.6	38.9
14/10/2024	18:21	47.0		51.8	38.8
14/10/2024	18:26	46.0		49.8	38.3
14/10/2024	18:31	49.2		53.9	38.2
14/10/2024	18:36	49.2		54.2	38.9
14/10/2024	18:41	45.9	47.5	50.7	36.8
14/10/2024	18:46	46.6		51.2	37.5
14/10/2024	18:51	44.1		47.9	37.6
14/10/2024	18:56	47.8		50.3	38.4
		Mean	49.4		
		Maximum	55.9		
		Minimum	46.6		

Date	Start Time	Leq (5mins)	Leq (30mins)	L10 (5mins)	L90 (5mins)
15/10/2024	7:01	36.5		37.3	34.1
15/10/2024	7:06	36.2		36.6	33.8
15/10/2024	7:11	44.5	39.0	48.0	33.5
15/10/2024	7:16	34.2		34.4	33.6
15/10/2024	7:21	36.6		38.8	34.0
15/10/2024	7:26	35.6		35.8	33.5
15/10/2024	7:31	35.3		35.9	33.6
15/10/2024	7:36	34.2		34.8	33.6
15/10/2024	7:41	35.8	35.7	36.2	34.0
15/10/2024	7:46	35.1		35.7	34.3
15/10/2024	7:51	35.5		37.7	33.7
15/10/2024	7:56	37.6		38.8	33.7
15/10/2024	8:01	39.0		43.1	35.2
15/10/2024	8:06	36.7		40.5	33.8
15/10/2024	8:11	35.2	36.6	35.3	33.5
15/10/2024	8:16	36.2		36.5	33.7
15/10/2024	8:21	36.0		38.4	33.8
15/10/2024	8:26	35.2		36.0	33.8
15/10/2024	8:31	34.2		34.9	33.5
15/10/2024	8:36	34.9		35.1	33.2
15/10/2024	8:41	34.8	35.8	35.4	33.2
15/10/2024	8:46	37.0		37.4	33.5
15/10/2024	8:51	38.1		41.0	33.5
15/10/2024	8:56	34.1		34.3	32.7
15/10/2024	9:01	34.7		35.3	32.8
15/10/2024	9:06	38.8		39.2	33.3
15/10/2024	9:11	36.9	36.2	38.5	33.3
15/10/2024	9:16	36.3		37.3	33.3
15/10/2024	9:21	34.3		36.9	32.7
15/10/2024	9:26	33.8		34.4	33.1
15/10/2024	9:31	40.1		43.4	33.2
15/10/2024	9:36	39.4		40.5	34.2
15/10/2024	9:41	38.0	40.6	39.5	33.8
15/10/2024	9:46	39.3		40.6	34.5
15/10/2024	9:51	42.0		42.9	36.3
15/10/2024	9:56	42.9		44.3	37.3
15/10/2024	10:01	47.6		49.9	41.1
15/10/2024	10:06	49.6		52.8	43.8
15/10/2024	10:11	47.2	46.9	50.5	40.7
15/10/2024	10:16	44.4		47.6	38.6
15/10/2024	10:21	45.8		49.4	38.4
15/10/2024	10:26	44.4		48.0	37.3
15/10/2024	10:31	48.3		51.9	40.9
15/10/2024	10:36	45.4		48.1	37.8
15/10/2024	10:41	44.6	45.8	48.1	36.4
15/10/2024	10:46	44.2		47.1	37.6
15/10/2024	10:51	44.4		47.5	37.4
15/10/2024	10:56	46.5		49.1	41.3
15/10/2024	11:01	45.5		48.9	36.1
15/10/2024	11:06	43.9		46.0	36.5
15/10/2024	11:11	44.2	45.4	46.7	35.7
15/10/2024	11:16	45.2		48.2	40.6
15/10/2024	11:21	47.0		49.4	41.8
15/10/2024	11:26	45.8		49.4	38.7
15/10/2024	11:31	46.1		50.6	37.2
15/10/2024	11:36	46.3		49.8	37.0
15/10/2024	11:41	45.9	46.8	48.6	41.2
15/10/2024	11:46	47.0		49.7	40.6
15/10/2024	11:51	49.1		49.6	40.6
15/10/2024	11:56	45.5		48.4	39.8
15/10/2024	12:01	44.3		47.4	39.5
15/10/2024	12:06	43.0		45.4	38.5
15/10/2024	12:11	42.3	42.8	45.5	33.9
15/10/2024	12:16	41.7		46.1	34.0
15/10/2024	12:21	41.5		45.2	34.1
15/10/2024	12:26	43.1		46.1	32.8
15/10/2024	12:31	43.5		48.1	33.4
15/10/2024	12:36	43.3		45.9	33.4
15/10/2024	12:41	44.1	44.3	47.5	34.9
15/10/2024	12:46	46.5		50.9	38.0
15/10/2024	12:51	43.4		47.1	35.4
15/10/2024	12:56	44.3		47.6	37.3
15/10/2024	13:01	45.1		48.3	38.3
15/10/2024	13:06	43.2		46.2	37.3
15/10/2024	13:11	44.8	46.2	48.0	38.1
15/10/2024	13:16	45.6		49.2	36.2
15/10/2024	13:21	49.3		52.9	41.4
15/10/2024	13:26	46.3		49.3	40.0
15/10/2024	13:31	45.8		49.2	37.4
15/10/2024	13:36	44.5		47.6	37.2
15/10/2024	13:41	47.0	47.3	50.1	39.7
15/10/2024	13:46	51.1		51.4	39.6
15/10/2024	13:51	47.4		51.0	38.7
15/10/2024	13:56	43.2		46.7	36.9
15/10/2024	14:01	43.5		47.2	36.3
15/10/2024	14:06	48.2		58.9	37.0
15/10/2024	14:11	52.1	52.1	53.6	43.4
15/10/2024	14:16	54.9		57.2	45.6
15/10/2024	14:21	53.3		54.3	43.9
15/10/2024	14:26	52.8		52.9	44.2
15/10/2024	14:31	55.2		58.8	45.5
15/10/2024	14:36	53.5		55.1	47.0
15/10/2024	14:41	52.6	54.2	54.7	47.0
15/10/2024	14:46	53.8		55.8	47.3
15/10/2024	14:51	56.7		65.9	48.0
15/10/2024	14:56	51.4		54.8	44.8
15/10/2024	15:01	53.7		54.7	45.7
15/10/2024	15:06	50.2		53.1	44.3
15/10/2024	15:11	49.7	50.9	52.1	44.3
15/10/2024	15:16	47.8		51.5	41.1
15/10/2024	15:21	49.3		52.5	44.0
15/10/2024	15:26	52.0		54.9	44.2
15/10/2024	15:31	49.0		51.9	43.8
15/10/2024	15:36	52.5		56.0	44.2
15/10/2024	15:41	52.7	50.8	58.0	44.1
15/10/2024	15:46	48.5		49.7	41.2
15/10/2024	15:51	51.1		55.8	40.9
15/10/2024	15:56	48.6		51.7	42.9
15/10/2024	16:01	49.3		51.8	43.4
15/10/2024	16:06	51.2		53.9	44.5
15/10/2024	16:11	52.3	51.5	55.7	46.2
15/10/2024	16:16	51.3		55.4	43.0
15/10/2024	16:21	53.1		57.8	45.0
15/10/2024	16:26	51.1		53.1	44.4
15/10/2024	16:31	49.0		51.7	43.2
15/10/2024	16:36	49.4		53.3	41.3
15/10/2024	16:41	51.2	50.5	54.0	42.0
15/10/2024	16:46	49.9		53.8	43.8
15/10/2024	16:51	51.5		51.6	44.8
15/10/2024	16:56	51.3		55.8	44.0
15/10/2024	17:01	50.3		53.4	45.6
15/10/2024	17:06	52.8		56.5	46.5
15/10/2024	17:11	53.9	51.7	57.9	45.3
15/10/2024	17:16	50.5		52.7	46.1
15/10/2024	17:21	51.0		52.7	45.0
15/10/2024	17:26	50.5		54.3	44.4
15/10/2024	17:31	55.4		57.5	45.0
15/10/2024	17:36	54.6		58.3	45.2
15/10/2024	17:41	50.4	53.2	52.9	45.4
15/10/2024	17:46	50.7		53.7	45.9
15/10/2024	17:51	51.5		53.9	46.6
15/10/2024	17:56	54.2		55.6	47.9
15/10/2024	18:01	54.7		57.9	49.6
15/10/2024	18:06	56.5		57.7	47.7
15/10/2024	18:11	57.2	54.7	58.5	49.2
15/10/2024	18:16	52.2		54.1	48.1
15/10/2024	18:21	53.6		58.3	50.3
15/10/2024	18:26	50.8		54.0	45.5
15/10/2024	18:31	50.6		53.9	44.4
15/10/2024	18:36	48.4		50.8	43.7
15/10/2024	18:41	57.0	51.8	64.0	46.8
15/10/2024	18:46	49.4		52.5	44.3
15/10/2024	18:51	47.7		50.6	42.5
15/10/2024	18:56	48.4		51.2	44.1
		Mean	41.1		
		Maximum	46.9		
		Minimum	35.7		

Station: CM14

Date	Start Time	Leq (5mins)	Leq (30mins)	L10 (5mins)	L90 (5mins)
16/10/2024	7:01	41.8	42.3	42.0	36.9
16/10/2024	7:06	42.6		43.5	36.7
16/10/2024	7:11	42.9		44.5	36.8
16/10/2024	7:16	42.0		43.3	36.9
16/10/2024	7:21	42.6		42.8	36.8
16/10/2024	7:26	41.6		42.1	36.6
16/10/2024	7:31	44.1	42.0	45.6	36.7
16/10/2024	7:36	42.0		44.1	36.4
16/10/2024	7:41	40.6		41.6	36.8
16/10/2024	7:46	40.3		41.6	38.4
16/10/2024	7:51	42.4		43.9	38.3
16/10/2024	7:56	41.2		43.2	38.2
16/10/2024	8:01	41.1	41.7	41.7	38.0
16/10/2024	8:06	41.7		42.6	37.7
16/10/2024	8:11	43.6		45.5	37.8
16/10/2024	8:16	41.0		41.4	37.6
16/10/2024	8:21	41.5		43.3	37.8
16/10/2024	8:26	40.3		40.9	37.4
16/10/2024	8:31	41.8	49.4	45.7	37.6
16/10/2024	8:36	42.1		43.1	37.5
16/10/2024	8:41	47.3		49.7	37.8
16/10/2024	8:46	48.5		49.8	46.9
16/10/2024	8:51	52.3		53.5	50.9
16/10/2024	8:56	53.0		54.7	51.1
16/10/2024	9:01	61.1	61.5	63.2	53.1
16/10/2024	9:06	65.7		67.0	64.0
16/10/2024	9:11	64.2		67.4	59.9
16/10/2024	9:16	57.2		58.9	54.9
16/10/2024	9:21	53.4		54.8	51.8
16/10/2024	9:26	51.6		52.7	50.4
16/10/2024	9:31	49.8	48.0	50.6	48.8
16/10/2024	9:36	48.1		48.6	47.6
16/10/2024	9:41	47.3		47.6	47.0
16/10/2024	9:46	47.2		47.6	46.8
16/10/2024	9:51	47.3		48.6	46.6
16/10/2024	9:56	47.7		47.8	46.5
16/10/2024	10:01	46.8	46.1	47.1	46.4
16/10/2024	10:06	46.6		47.1	46.1
16/10/2024	10:11	46.2		46.7	45.7
16/10/2024	10:16	45.7		46.0	45.4
16/10/2024	10:21	45.8		46.0	45.5
16/10/2024	10:26	45.4		45.7	45.2
16/10/2024	10:31	47.9	62.0	49.7	45.4
16/10/2024	10:36	66.8		68.5	58.6
16/10/2024	10:41	63.3		65.1	61.0
16/10/2024	10:46	61.3		63.1	58.9
16/10/2024	10:51	60.0		64.5	53.9
16/10/2024	10:56	52.5		53.9	50.8
16/10/2024	11:01	50.4	50.2	51.2	49.6
16/10/2024	11:06	48.7		49.7	47.7
16/10/2024	11:11	47.1		47.5	46.6
16/10/2024	11:16	46.4		46.7	46.1
16/10/2024	11:21	46.6		46.8	46.3
16/10/2024	11:26	54.9		56.3	53.5
16/10/2024	11:31	56.1	54.7	58.0	53.7
16/10/2024	11:36	59.5		61.6	54.4
16/10/2024	11:41	51.9		52.9	50.8
16/10/2024	11:46	50.1		50.9	49.1
16/10/2024	11:51	48.8		49.7	47.8
16/10/2024	11:56	51.3		53.7	47.5
16/10/2024	12:01	53.4	51.5	57.2	49.9
16/10/2024	12:06	48.2		48.9	47.6
16/10/2024	12:11	47.5		47.8	47.2
16/10/2024	12:16	46.8		47.2	46.3
16/10/2024	12:21	51.0		54.1	46.9
16/10/2024	12:26	55.3		56.9	49.1
16/10/2024	12:31	57.3	57.0	61.8	50.2
16/10/2024	12:36	55.7		59.2	49.9
16/10/2024	12:41	60.0		62.6	56.5
16/10/2024	12:46	58.8		60.1	55.6
16/10/2024	12:51	53.6		55.2	51.3
16/10/2024	12:56	50.8		51.9	49.6
16/10/2024	13:01	50.3	61.2	51.8	48.9
16/10/2024	13:06	62.0		64.1	54.6
16/10/2024	13:11	66.2		68.5	59.9
16/10/2024	13:16	61.2		64.6	57.8
16/10/2024	13:21	56.4		57.1	55.6
16/10/2024	13:26	55.3		56.2	54.2
16/10/2024	13:31	55.4	54.4	56.6	53.8
16/10/2024	13:36	56.5		57.7	55.0
16/10/2024	13:41	54.4		55.5	53.2
16/10/2024	13:46	51.7		53.0	50.6
16/10/2024	13:51	51.5		52.8	50.3
16/10/2024	13:56	54.7		55.9	53.8
16/10/2024	14:01	54.1	53.8	54.9	53.2
16/10/2024	14:06	54.8		56.0	52.6
16/10/2024	14:11	53.8		54.8	52.7
16/10/2024	14:16	52.6		53.5	51.7
16/10/2024	14:21	53.4		54.0	52.9
16/10/2024	14:26	54.0		54.4	53.4
16/10/2024	14:31	54.3	52.2	54.6	54.0
16/10/2024	14:36	53.9		54.8	52.5
16/10/2024	14:41	51.8		52.3	51.2
16/10/2024	14:46	50.5		51.1	49.9
16/10/2024	14:51	50.2		50.7	49.6
16/10/2024	14:56	50.1		50.6	49.4
16/10/2024	15:01	48.9	47.8	49.2	48.5
16/10/2024	15:06	48.4		48.8	48.0
16/10/2024	15:11	47.9		48.4	47.4
16/10/2024	15:16	47.4		47.7	47.0
16/10/2024	15:21	47.1		47.5	46.7
16/10/2024	15:26	46.8		47.1	46.4
16/10/2024	15:31	47.0	47.3	47.3	46.7
16/10/2024	15:36	47.9		49.1	47.0
16/10/2024	15:41	47.4		47.9	46.9
16/10/2024	15:46	47.2		47.7	46.6
16/10/2024	15:51	47.1		47.6	46.7
16/10/2024	15:56	47.3		47.8	46.4
16/10/2024	16:01	46.5	47.3	46.9	46.0
16/10/2024	16:06	47.1		47.9	46.5
16/10/2024	16:11	48.2		48.6	46.5
16/10/2024	16:16	46.9		47.5	46.3
16/10/2024	16:21	47.4		48.3	46.6
16/10/2024	16:26	47.7		48.8	46.6
16/10/2024	16:31	48.6		49.9	46.4
16/10/2024	16:36	48.3		49.2	47.0
16/10/2024	16:41	47.7		48.5	46.7
16/10/2024	16:46	48.2		49.5	46.5
		Mean	51.1		
		Maximum	62.0		
		Minimum	41.7		

Summary of Noise Monitoring Results during 07:00 - 19:00 at CM14	
	Leq (30mins)
Mean	47.4
Maximum	65.7
Minimum	35.7

Note:
1. The Leq (5mins) values within the time slots that do not have six consecutive Leq (5mins) values are not included in calculation of Leq (30mins).
2. Short periods of data gaps in tables are due to suspension of monitoring during replacement of batteries for the sound level meter.

Station: CM14

Date	Start Time	Leq (5mins)	Leq (30mins)	L10 (5mins)	L90 (5mins)
2/10/2024	19:02	52.7		54.2	51.4
2/10/2024	19:07	52.4		53.5	51.4
2/10/2024	19:12	53.5	52.8	55.9	51.3
2/10/2024	19:17	52.8		54.3	51.4
2/10/2024	19:22	52.7		54.5	51.3
2/10/2024	19:27	52.4		53.5	51.2
2/10/2024	19:32	56.8		60.1	51.3
2/10/2024	19:37	57.0		60.1	52.6
2/10/2024	19:42	55.4	54.8	57.3	51.2
2/10/2024	19:47	52.7		54.4	51.1
2/10/2024	19:52	51.7		52.5	51.1
2/10/2024	19:57	51.9		52.9	51.1
2/10/2024	20:02	51.9		53.1	51.0
2/10/2024	20:07	51.6		52.5	51.1
2/10/2024	20:12	51.6	52.4	52.0	51.1
2/10/2024	20:17	51.8		52.6	51.1
2/10/2024	20:22	52.1		53.4	51.1
2/10/2024	20:27	54.5		55.1	52.5
2/10/2024	20:32	52.7		54.4	51.0
2/10/2024	20:37	51.6		52.1	50.9
2/10/2024	20:42	51.7	51.8	52.7	50.9
2/10/2024	20:47	51.8		52.5	50.8
2/10/2024	20:52	51.3		51.9	50.8
2/10/2024	20:57	51.7		52.9	50.8
2/10/2024	21:02	51.6		51.8	50.8
2/10/2024	21:07	51.4		51.8	50.8
2/10/2024	21:12	51.4	51.5	51.7	50.8
2/10/2024	21:17	51.3		52.0	50.8
2/10/2024	21:22	51.4		52.0	50.8
2/10/2024	21:27	51.9		52.6	50.7
2/10/2024	21:32	51.4		52.4	50.7
2/10/2024	21:37	52.4		52.8	50.7
2/10/2024	21:42	51.8	51.7	52.2	50.7
2/10/2024	21:47	51.3		52.1	50.7
2/10/2024	21:52	51.3		51.7	50.7
2/10/2024	21:57	51.6		51.7	50.6
2/10/2024	22:02	51.8		52.1	50.6
2/10/2024	22:07	51.3		51.4	50.5
2/10/2024	22:12	52.8	51.7	53.9	50.6
2/10/2024	22:17	51.7		52.4	50.5
2/10/2024	22:22	51.3		52.5	50.6
2/10/2024	22:27	51.3		52.3	50.5
2/10/2024	22:32	51.8		53.7	50.5
2/10/2024	22:37	51.4		51.9	50.5
2/10/2024	22:42	51.3	51.3	52.2	50.5
2/10/2024	22:47	50.9		52.2	50.4
2/10/2024	22:52	51.2		52.2	50.4
2/10/2024	22:57	51.4		51.8	50.5
		Mean	52.3		
		Maximum	54.8		
		Minimum	51.3		

Date	Start Time	Leq (5mins)	Leq (30mins)	L10 (5mins)	L90 (5mins)
3/10/2024	19:02	51.8		53.8	49.7
3/10/2024	19:07	51.3		52.7	49.7
3/10/2024	19:12	50.7	51.5	52.1	49.7
3/10/2024	19:17	51.4		52.0	49.7
3/10/2024	19:22	52.4		54.1	49.7
3/10/2024	19:27	50.9		52.4	49.7
3/10/2024	19:32	50.8		52.3	49.7
3/10/2024	19:37	51.0		52.8	49.7
3/10/2024	19:42	50.7	50.8	51.6	49.7
3/10/2024	19:47	50.6		52.0	49.7
3/10/2024	19:52	50.9		52.5	49.7
3/10/2024	19:57	50.6		51.8	49.7
3/10/2024	20:02	50.7		51.8	49.7
3/10/2024	20:07	50.7		51.0	49.6
3/10/2024	20:12	50.2	50.8	50.9	49.7
3/10/2024	20:17	50.8		52.2	49.7
3/10/2024	20:22	51.1		52.9	49.7
3/10/2024	20:27	51.2		53.2	49.8
3/10/2024	20:32	51.6		52.3	49.7
3/10/2024	20:37	51.6		52.2	49.7
3/10/2024	20:42	50.9	51.0	52.1	49.7
3/10/2024	20:47	50.5		51.1	49.7
3/10/2024	20:52	50.4		51.2	49.7
3/10/2024	20:57	51.1		53.0	49.7
3/10/2024	21:02	50.9		51.0	49.6
3/10/2024	21:07	50.8		51.6	49.7
3/10/2024	21:12	50.3	50.8	50.4	49.6
3/10/2024	21:17	50.5		50.9	49.7
3/10/2024	21:22	51.1		52.6	49.7
3/10/2024	21:27	51.1		52.2	49.8
3/10/2024	21:32	52.1		54.2	49.8
3/10/2024	21:37	50.4		50.8	49.8
3/10/2024	21:42	50.7	50.8	51.8	49.8
3/10/2024	21:47	50.2		50.3	49.8
3/10/2024	21:52	50.1		50.2	49.7
3/10/2024	21:57	50.9		52.2	49.7
3/10/2024	22:02	50.3		50.7	49.7
3/10/2024	22:07	51.0		52.0	49.7
3/10/2024	22:12	50.4	50.6	51.2	49.7
3/10/2024	22:17	50.1		50.4	49.7
3/10/2024	22:22	50.5		51.3	49.7
3/10/2024	22:27	51.0		52.1	49.7
3/10/2024	22:32	50.4		51.0	49.7
3/10/2024	22:37	50.9		51.7	49.7
3/10/2024	22:42	50.5	50.7	51.0	49.7
3/10/2024	22:47	50.8		51.4	49.7
3/10/2024	22:52	51.0		51.2	49.7
3/10/2024	22:57	50.4		50.9	49.8
		Mean	50.9		
		Maximum	51.5		
		Minimum	50.6		

Station: CM14

Date	Start Time	Leq (5mins)	Leq (30mins)	L10 (5mins)	L90 (5mins)
4/10/2024	19:02	51.2		53.6	49.2
4/10/2024	19:07	50.6		52.3	48.8
4/10/2024	19:12	51.6	51.1	53.8	48.8
4/10/2024	19:17	51.4		53.5	48.9
4/10/2024	19:22	50.5		52.1	48.8
4/10/2024	19:27	50.9		52.8	48.6
4/10/2024	19:32	51.7		54.0	48.6
4/10/2024	19:37	51.0		52.7	48.6
4/10/2024	19:42	53.0	52.1	55.8	48.9
4/10/2024	19:47	52.1		54.1	49.3
4/10/2024	19:52	52.5		54.9	48.7
4/10/2024	19:57	51.8		54.7	48.7
4/10/2024	20:02	50.2		51.2	48.6
4/10/2024	20:07	50.5		51.8	49.1
4/10/2024	20:12	52.3	52.0	53.8	49.0
4/10/2024	20:17	54.9		55.2	48.8
4/10/2024	20:22	50.9		52.5	48.5
4/10/2024	20:27	51.0		51.8	48.5
4/10/2024	20:32	50.1		51.6	48.6
4/10/2024	20:37	51.1		53.5	48.7
4/10/2024	20:42	50.1	51.1	51.9	48.4
4/10/2024	20:47	50.8		52.6	48.5
4/10/2024	20:52	52.3		54.6	48.7
4/10/2024	20:57	51.6		52.3	48.5
4/10/2024	21:02	51.3		54.0	48.5
4/10/2024	21:07	51.4		53.7	48.7
4/10/2024	21:12	51.4	52.7	53.2	48.9
4/10/2024	21:17	51.1		53.2	48.7
4/10/2024	21:22	56.5		57.0	48.8
4/10/2024	21:27	51.4		53.3	48.7
4/10/2024	21:32	51.9		54.0	49.0
4/10/2024	21:37	50.9		52.7	48.7
4/10/2024	21:42	51.8	51.4	53.6	48.8
4/10/2024	21:47	51.5		53.8	49.1
4/10/2024	21:52	51.7		53.0	48.9
4/10/2024	21:57	50.5		52.4	48.5
4/10/2024	22:02	51.2		52.5	48.7
4/10/2024	22:07	51.6		53.1	49.1
4/10/2024	22:12	52.5	51.7	53.9	48.6
4/10/2024	22:17	52.1		54.4	48.9
4/10/2024	22:22	51.7		54.8	48.7
4/10/2024	22:27	50.7		52.7	48.6
4/10/2024	22:32	49.8		51.3	48.3
4/10/2024	22:37	50.5		52.6	48.5
4/10/2024	22:42	52.0	51.5	53.1	48.6
4/10/2024	22:47	52.1		54.8	49.0
4/10/2024	22:52	52.3		53.9	49.0
4/10/2024	22:57	52.0		53.8	49.2
		Mean	51.7		
		Maximum	52.7		
		Minimum	51.1		

Date	Start Time	Leq (5mins)	Leq (30mins)	L10 (5mins)	L90 (5mins)
5/10/2024	19:02	52.1		54.1	49.0
5/10/2024	19:07	51.9		54.6	49.2
5/10/2024	19:12	53.5	52.9	56.0	49.6
5/10/2024	19:17	54.2		57.3	50.0
5/10/2024	19:22	52.7		54.6	49.4
5/10/2024	19:27	52.7		55.8	49.4
5/10/2024	19:32	52.5		54.5	49.8
5/10/2024	19:37	51.7		54.1	49.7
5/10/2024	19:42	52.3	52.4	54.1	50.1
5/10/2024	19:47	53.3		55.3	50.0
5/10/2024	19:52	52.5		54.8	50.0
5/10/2024	19:57	51.9		53.7	49.5
5/10/2024	20:02	51.5		53.5	49.1
5/10/2024	20:07	52.4		54.4	49.2
5/10/2024	20:12	50.7	54.8	52.2	49.5
5/10/2024	20:17	52.2		54.8	49.1
5/10/2024	20:22	52.5		54.0	49.6
5/10/2024	20:27	60.2		64.6	50.3
5/10/2024	20:32	53.5		57.5	48.2
5/10/2024	20:37	50.9		53.8	48.4
5/10/2024	20:42	51.7	51.0	53.7	48.9
5/10/2024	20:47	49.6		50.8	48.4
5/10/2024	20:52	49.2		50.6	48.0
5/10/2024	20:57	49.2		50.7	48.0
5/10/2024	21:02	49.8		51.4	47.9
5/10/2024	21:07	51.0		53.5	48.5
5/10/2024	21:12	52.1	52.7	54.7	49.0
5/10/2024	21:17	52.5		54.2	50.3
5/10/2024	21:22	51.7		53.4	48.8
5/10/2024	21:27	56.2		57.2	48.7
5/10/2024	21:32	51.3		52.4	48.7
5/10/2024	21:37	52.8		60.2	48.8
5/10/2024	21:42	52.6	51.1	53.0	49.1
5/10/2024	21:47	49.9		51.6	45.5
5/10/2024	21:52	49.9		52.7	43.3
5/10/2024	21:57	48.4		50.6	43.5
5/10/2024	22:02	48.8		51.6	41.9
5/10/2024	22:07	50.2		53.3	42.5
5/10/2024	22:12	48.9	48.7	52.0	41.0
5/10/2024	22:17	46.3		49.9	40.3
5/10/2024	22:22	48.4		49.9	40.3
5/10/2024	22:27	48.9		50.4	40.2
5/10/2024	22:32	47.9		51.7	40.4
5/10/2024	22:37	56.3		59.0	41.0
5/10/2024	22:42	55.9	53.9	57.5	42.7
5/10/2024	22:47	52.6		55.5	45.4
5/10/2024	22:52	55.4		57.0	40.6
5/10/2024	22:57	48.1		51.4	40.1
		Mean	52.2		
		Maximum	54.8		
		Minimum	48.7		

Station: CM14

Date	Start Time	Leq (5mins)	Leq (30mins)	L10 (5mins)	L90 (5mins)
6/10/2024	19:02	35.4	35.3	35.5	33.2
6/10/2024	19:07	34.3		36.0	33.1
6/10/2024	19:12	35.2		35.9	33.1
6/10/2024	19:17	35.2		37.8	33.4
6/10/2024	19:22	34.4		35.5	32.9
6/10/2024	19:27	36.9		38.9	33.0
6/10/2024	19:32	40.6	36.4	42.2	33.4
6/10/2024	19:37	33.9		34.0	32.7
6/10/2024	19:42	33.6		34.0	32.7
6/10/2024	19:47	34.7		36.2	32.9
6/10/2024	19:52	33.6		33.8	32.8
6/10/2024	19:57	36.6		36.8	33.0
6/10/2024	20:02	37.7	36.1	39.1	33.2
6/10/2024	20:07	34.2		36.0	32.7
6/10/2024	20:12	35.2		36.8	32.5
6/10/2024	20:17	35.0		37.1	33.0
6/10/2024	20:22	38.1		39.7	33.2
6/10/2024	20:27	35.0		36.0	33.0
6/10/2024	20:32	40.1	36.7	40.2	32.6
6/10/2024	20:37	33.9		34.1	32.8
6/10/2024	20:42	36.5		39.3	33.3
6/10/2024	20:47	35.2		35.4	32.9
6/10/2024	20:52	35.7		36.6	32.9
6/10/2024	20:57	35.8		37.7	33.1
6/10/2024	21:02	43.1	40.9	43.4	33.7
6/10/2024	21:07	41.4		43.3	33.6
6/10/2024	21:12	37.0		38.7	34.1
6/10/2024	21:17	37.2		38.4	34.0
6/10/2024	21:22	43.1		44.2	35.9
6/10/2024	21:27	39.7		42.0	35.3
6/10/2024	21:32	46.4	47.4	47.7	37.4
6/10/2024	21:37	49.2		54.0	38.0
6/10/2024	21:42	49.7		52.7	44.0
6/10/2024	21:47	49.0		52.8	41.0
6/10/2024	21:52	42.2		44.5	36.0
6/10/2024	21:57	42.1		45.8	34.9
6/10/2024	22:02	44.7	44.9	48.2	35.2
6/10/2024	22:07	44.8		47.5	36.2
6/10/2024	22:12	41.4		44.7	35.1
6/10/2024	22:17	46.5		49.4	39.8
6/10/2024	22:22	45.4		48.9	38.3
6/10/2024	22:27	45.2		49.5	36.3
6/10/2024	22:32	45.5	44.5	45.6	35.8
6/10/2024	22:37	45.2		48.5	36.9
6/10/2024	22:42	44.5		47.8	37.2
6/10/2024	22:47	45.2		48.8	36.1
6/10/2024	22:52	42.6		45.6	36.3
6/10/2024	22:57	43.0		46.7	36.8
		Mean	40.3		
		Maximum	47.4		
		Minimum	35.3		

Date	Start Time	Leq (5mins)	Leq (30mins)	L10 (5mins)	L90 (5mins)
7/10/2024	19:02	53.9	53.9	54.8	52.8
7/10/2024	19:07	55.3		56.6	53.4
7/10/2024	19:12	54.3		55.6	53.0
7/10/2024	19:17	53.3		54.4	52.1
7/10/2024	19:22	53.3		54.3	52.4
7/10/2024	19:27	53.1		54.2	52.1
7/10/2024	19:32	53.2	53.2	54.2	52.2
7/10/2024	19:37	53.2		53.9	51.8
7/10/2024	19:42	52.9		54.3	51.6
7/10/2024	19:47	52.5		53.6	51.2
7/10/2024	19:52	52.9		53.8	51.7
7/10/2024	19:57	54.3		55.8	51.8
7/10/2024	20:02	54.1	54.4	55.6	52.5
7/10/2024	20:07	53.8		55.1	52.5
7/10/2024	20:12	54.8		56.2	52.4
7/10/2024	20:17	53.2		54.8	51.6
7/10/2024	20:22	53.7		53.8	51.1
7/10/2024	20:27	56.3		58.4	51.7
7/10/2024	20:32	54.2	55.9	55.4	52.8
7/10/2024	20:37	55.4		57.8	52.0
7/10/2024	20:42	54.1		55.6	51.9
7/10/2024	20:47	56.7		60.6	52.6
7/10/2024	20:52	58.0		59.7	53.5
7/10/2024	20:57	55.8		58.0	52.5
7/10/2024	21:02	53.4	53.8	55.2	51.3
7/10/2024	21:07	54.7		56.8	51.7
7/10/2024	21:12	53.5		55.3	51.3
7/10/2024	21:17	54.2		55.6	51.3
7/10/2024	21:22	52.9		54.4	51.4
7/10/2024	21:27	53.9		55.5	51.3
7/10/2024	21:32	57.0	55.9	60.0	51.5
7/10/2024	21:37	59.2		62.4	51.8
7/10/2024	21:42	53.3		54.9	51.4
7/10/2024	21:47	53.1		54.3	51.7
7/10/2024	21:52	54.2		55.6	52.2
7/10/2024	21:57	54.7		56.3	53.1
7/10/2024	22:02	53.6	53.6	54.9	52.0
7/10/2024	22:07	53.0		54.3	51.4
7/10/2024	22:12	55.4		57.4	51.9
7/10/2024	22:17	52.8		53.4	51.1
7/10/2024	22:22	53.2		55.0	51.7
7/10/2024	22:27	53.1		54.0	51.6
7/10/2024	22:32	53.1	53.2	53.7	51.9
7/10/2024	22:37	54.9		57.0	52.1
7/10/2024	22:42	51.9		52.9	51.1
7/10/2024	22:47	52.4		53.2	51.5
7/10/2024	22:52	53.1		55.1	50.8
7/10/2024	22:57	53.2		54.8	51.4
		Mean	54.2		
		Maximum	55.9		
		Minimum	53.2		

Station: CM14

Date	Start Time	Leq (5mins)	Leq (30mins)	L10 (5mins)	L90 (5mins)
8/10/2024	18:51	49.3		52.7	36.5
8/10/2024	18:56	44.3		47.8	37.4
8/10/2024	19:01	43.3	45.8	46.7	37.4
8/10/2024	19:06	46.4		49.5	36.4
8/10/2024	19:11	42.3		45.8	36.0
8/10/2024	19:16	45.3		47.8	33.5
8/10/2024	19:21	41.9		43.9	34.6
8/10/2024	19:26	42.0		46.6	35.1
8/10/2024	19:31	43.7	43.1	47.5	36.6
8/10/2024	19:36	42.6		46.4	35.6
8/10/2024	19:41	45.1		47.4	37.1
8/10/2024	19:46	42.1		44.8	36.4
8/10/2024	19:51	42.6		46.2	34.7
8/10/2024	19:56	43.8		46.9	37.0
8/10/2024	20:01	42.4	43.3	44.8	36.3
8/10/2024	20:06	44.1		47.2	34.7
8/10/2024	20:11	44.1		47.3	37.1
8/10/2024	20:16	42.4		45.6	37.3
8/10/2024	20:21	44.0		47.1	37.2
8/10/2024	20:26	42.4		46.0	36.1
8/10/2024	20:31	44.0	44.1	47.0	37.9
8/10/2024	20:36	45.6		49.5	37.5
8/10/2024	20:41	41.7		45.0	35.7
8/10/2024	20:46	45.4		47.4	37.3
8/10/2024	20:51	42.5		44.7	36.5
8/10/2024	20:56	43.2		47.3	35.9
8/10/2024	21:01	42.2	42.8	46.0	36.1
8/10/2024	21:06	42.3		43.9	36.9
8/10/2024	21:11	42.0		46.0	37.4
8/10/2024	21:16	44.2		48.7	35.8
8/10/2024	21:21	44.5		48.2	36.8
8/10/2024	21:26	47.3		47.4	37.8
8/10/2024	21:31	42.7	44.1	46.2	35.3
8/10/2024	21:36	42.8		47.3	36.2
8/10/2024	21:41	43.1		44.3	36.7
8/10/2024	21:46	41.7		44.8	35.3
8/10/2024	21:51	44.0		46.3	34.4
8/10/2024	21:56	42.9		46.7	36.8
8/10/2024	22:01	44.3	42.7	46.8	37.2
8/10/2024	22:06	38.6		40.2	34.6
8/10/2024	22:11	42.0		44.2	36.5
8/10/2024	22:16	42.3		44.8	36.9
8/10/2024	22:21	42.7		46.9	35.0
8/10/2024	22:26	39.9		40.9	36.0
8/10/2024	22:31	41.5	41.6	43.8	37.4
8/10/2024	22:36	42.2		45.1	37.3
8/10/2024	22:41	41.3		44.0	35.6
8/10/2024	22:46	41.5		44.4	37.2
		Mean	43.4		
		Maximum	45.8		
		Minimum	41.6		

Date	Start Time	Leq (5mins)	Leq (30mins)	L10 (5mins)	L90 (5mins)
9/10/2024	19:01	47.1		50.2	41.4
9/10/2024	19:06	47.8		50.4	42.8
9/10/2024	19:11	47.4	52.0	49.4	42.4
9/10/2024	19:16	56.9		58.8	46.5
9/10/2024	19:21	53.1		55.4	49.2
9/10/2024	19:26	49.5		52.9	41.0
9/10/2024	19:31	45.3		47.1	40.5
9/10/2024	19:36	47.2		50.5	41.5
9/10/2024	19:41	46.9	47.0	49.0	40.4
9/10/2024	19:46	47.4		49.8	39.6
9/10/2024	19:51	47.2		49.7	39.0
9/10/2024	19:56	47.6		51.1	39.8
9/10/2024	20:01	46.7		49.3	40.0
9/10/2024	20:06	49.1		51.9	41.8
9/10/2024	20:11	47.5	47.4	51.4	41.3
9/10/2024	20:16	46.0		49.4	40.0
9/10/2024	20:21	46.4		50.6	38.4
9/10/2024	20:26	47.8		50.9	41.9
9/10/2024	20:31	47.5		50.0	42.1
9/10/2024	20:36	46.2		49.2	41.2
9/10/2024	20:41	46.9	48.4	49.2	42.4
9/10/2024	20:46	47.4		50.7	38.7
9/10/2024	20:51	44.8		48.2	38.7
9/10/2024	20:56	52.6		53.4	41.6
9/10/2024	21:01	45.2		48.0	39.6
9/10/2024	21:06	54.5		54.8	41.9
9/10/2024	21:11	47.2	52.3	50.7	41.0
9/10/2024	21:16	50.1		53.4	43.0
9/10/2024	21:21	48.7		52.0	41.7
9/10/2024	21:26	56.7		58.5	44.5
9/10/2024	21:31	53.6		58.0	41.8
9/10/2024	21:36	47.9		50.7	41.2
9/10/2024	21:41	48.5	49.8	51.1	43.0
9/10/2024	21:46	48.5		52.6	40.4
9/10/2024	21:51	49.5		53.1	42.3
9/10/2024	21:56	47.5		50.2	40.7
9/10/2024	22:01	47.8		51.7	40.5
9/10/2024	22:06	47.6		51.8	40.8
9/10/2024	22:11	47.9	49.7	50.0	42.2
9/10/2024	22:16	49.0		51.2	42.9
9/10/2024	22:21	53.9		54.3	40.7
9/10/2024	22:26	47.6		51.4	40.5
9/10/2024	22:31	51.7		53.3	39.5
9/10/2024	22:36	47.5		51.3	39.9
9/10/2024	22:41	49.9	51.0	51.6	40.2
9/10/2024	22:46	52.4		53.2	40.9
9/10/2024	22:51	53.4		56.3	40.3
9/10/2024	22:56	47.2		50.7	39.1
		Mean	49.7		
		Maximum	52.3		
		Minimum	47.0		

Station: CM14

Date	Start Time	Leq (5mins)	Leq (30mins)	L10 (5mins)	L90 (5mins)
10/10/2024	19:01	46.7	46.7	50.7	38.3
10/10/2024	19:06	45.8		49.6	39.5
10/10/2024	19:11	46.7		50.4	39.5
10/10/2024	19:16	46.9		50.5	41.9
10/10/2024	19:21	48.1		51.1	39.9
10/10/2024	19:26	45.1		48.4	39.2
10/10/2024	19:31	43.7	45.4	47.3	36.2
10/10/2024	19:36	44.9		48.9	35.3
10/10/2024	19:41	42.4		46.4	35.3
10/10/2024	19:46	44.5		48.4	35.9
10/10/2024	19:51	49.0		51.0	37.6
10/10/2024	19:56	44.3		47.7	37.5
10/10/2024	20:01	46.3	48.5	60.2	38.4
10/10/2024	20:06	46.2		49.3	40.5
10/10/2024	20:11	50.9		54.0	42.5
10/10/2024	20:16	47.5		49.4	40.0
10/10/2024	20:21	47.4		51.9	39.7
10/10/2024	20:26	50.3		53.6	41.0
10/10/2024	20:31	45.8	50.1	46.6	39.7
10/10/2024	20:36	51.0		66.4	40.6
10/10/2024	20:41	44.7		47.1	37.9
10/10/2024	20:46	46.0		48.2	39.6
10/10/2024	20:51	46.6		48.4	41.2
10/10/2024	20:56	55.2		57.1	41.7
10/10/2024	21:01	50.2	48.0	66.3	41.5
10/10/2024	21:06	48.0		49.4	40.1
10/10/2024	21:11	49.0		52.3	40.8
10/10/2024	21:16	45.9		46.8	40.7
10/10/2024	21:21	47.5		49.9	40.7
10/10/2024	21:26	45.7		47.1	38.8
10/10/2024	21:31	46.8	47.7	50.7	38.6
10/10/2024	21:36	47.6		51.7	37.0
10/10/2024	21:41	49.4		52.8	38.1
10/10/2024	21:46	47.5		49.4	39.1
10/10/2024	21:51	48.9		50.1	41.8
10/10/2024	21:56	44.4		47.2	38.8
10/10/2024	22:01	49.3	46.7	49.5	41.0
10/10/2024	22:06	46.6		50.5	39.2
10/10/2024	22:11	47.5		51.0	40.9
10/10/2024	22:16	46.7		49.2	39.2
10/10/2024	22:21	43.5		45.9	38.4
10/10/2024	22:26	44.4		47.2	38.2
10/10/2024	22:31	46.1	46.5	49.9	38.7
10/10/2024	22:36	45.7		48.5	39.6
10/10/2024	22:41	47.2		49.8	40.6
10/10/2024	22:46	45.0		48.5	37.8
10/10/2024	22:51	47.6		51.1	36.9
10/10/2024	22:56	46.9		48.7	33.9
		Mean	47.4		
		Maximum	50.1		
		Minimum	45.4		

Date	Start Time	Leq (5mins)	Leq (30mins)	L10 (5mins)	L90 (5mins)
11/10/2024	19:01	47.4	47.7	48.7	46.6
11/10/2024	19:06	48.1		50.1	46.5
11/10/2024	19:11	48.5		50.8	46.8
11/10/2024	19:16	47.3		47.9	46.5
11/10/2024	19:21	47.7		48.6	46.2
11/10/2024	19:26	47.2		48.1	46.5
11/10/2024	19:31	50.1	50.9	51.5	46.7
11/10/2024	19:36	51.0		52.0	49.7
11/10/2024	19:41	52.1		53.2	50.8
11/10/2024	19:46	51.2		52.1	50.1
11/10/2024	19:51	50.6		51.4	49.5
11/10/2024	19:56	50.3		51.3	49.0
11/10/2024	20:01	50.3	50.0	51.8	49.0
11/10/2024	20:06	49.7		50.8	48.6
11/10/2024	20:11	50.7		51.7	49.3
11/10/2024	20:16	50.0		51.2	49.0
11/10/2024	20:21	49.8		50.9	48.8
11/10/2024	20:26	49.6		50.5	48.6
11/10/2024	20:31	49.6	50.6	50.6	48.7
11/10/2024	20:36	50.9		52.1	49.5
11/10/2024	20:41	50.5		51.5	49.6
11/10/2024	20:46	50.7		51.6	49.7
11/10/2024	20:51	50.8		51.7	49.7
11/10/2024	20:56	50.7		51.5	49.8
11/10/2024	21:01	50.4	49.8	51.1	49.4
11/10/2024	21:06	49.2		50.4	48.2
11/10/2024	21:11	49.3		50.3	48.2
11/10/2024	21:16	49.9		51.6	48.4
11/10/2024	21:21	49.8		50.7	48.8
11/10/2024	21:26	50.1		50.7	49.2
11/10/2024	21:31	51.0	49.7	53.1	49.2
11/10/2024	21:36	49.8		50.5	49.1
11/10/2024	21:41	49.9		50.7	48.6
11/10/2024	21:46	49.4		50.1	48.8
11/10/2024	21:51	49.1		49.7	48.5
11/10/2024	21:56	48.8		49.4	48.3
11/10/2024	22:01	48.7	49.0	49.1	48.3
11/10/2024	22:06	48.9		49.5	48.4
11/10/2024	22:11	48.9		49.4	48.3
11/10/2024	22:16	49.5		50.3	48.4
11/10/2024	22:21	48.7		49.2	48.1
11/10/2024	22:26	49.4		50.1	48.3
11/10/2024	22:31	49.0	49.1	49.5	48.3
11/10/2024	22:36	49.1		49.6	48.6
11/10/2024	22:41	49.4		50.0	48.4
11/10/2024	22:46	48.7		49.5	47.8
11/10/2024	22:51	49.5		50.5	48.3
11/10/2024	22:56	48.6		49.4	47.5
		Mean	49.6		
		Maximum	50.9		
		Minimum	47.7		

Station: CM14

Date	Start Time	Leq (5mins)	Leq (30mins)	L10 (5mins)	L90 (5mins)
12/10/2024	19:01	51.9		52.7	50.9
12/10/2024	19:06	52.7		53.8	51.3
12/10/2024	19:11	52.5	52.7	53.5	51.2
12/10/2024	19:16	52.7		53.8	51.6
12/10/2024	19:21	53.4		54.4	52.2
12/10/2024	19:26	53.1		54.7	51.8
12/10/2024	19:31	52.7		53.5	51.5
12/10/2024	19:36	52.8		54.0	51.7
12/10/2024	19:41	51.8	52.6	53.2	50.4
12/10/2024	19:46	53.4		54.6	51.8
12/10/2024	19:51	52.2		53.5	51.0
12/10/2024	19:56	52.4		53.3	51.2
12/10/2024	20:01	52.2		53.1	51.3
12/10/2024	20:06	52.5		53.6	51.3
12/10/2024	20:11	52.5	52.3	53.3	51.3
12/10/2024	20:16	52.6		53.6	51.6
12/10/2024	20:21	52.1		53.3	50.9
12/10/2024	20:26	51.7		52.7	50.7
12/10/2024	20:31	51.3		52.1	50.3
12/10/2024	20:36	51.3		52.1	50.2
12/10/2024	20:41	51.3	51.7	52.1	50.4
12/10/2024	20:46	51.6		52.5	50.7
12/10/2024	20:51	52.0		52.9	50.8
12/10/2024	20:56	52.3		53.6	50.9
12/10/2024	21:01	52.1		53.3	50.7
12/10/2024	21:06	51.5		52.7	50.4
12/10/2024	21:11	56.1	54.0	57.1	51.0
12/10/2024	21:16	51.9		52.5	50.0
12/10/2024	21:21	56.8		57.7	51.1
12/10/2024	21:26	52.5		53.4	51.6
12/10/2024	21:31	55.5		57.4	51.8
12/10/2024	21:36	53.8		54.6	51.8
12/10/2024	21:41	53.9	53.7	54.4	52.4
12/10/2024	21:46	52.7		53.5	51.8
12/10/2024	21:51	52.6		53.2	51.6
12/10/2024	21:56	52.8		53.6	51.7
12/10/2024	22:01	52.3		53.1	51.4
12/10/2024	22:06	53.7		54.3	51.4
12/10/2024	22:11	52.2	52.5	53.2	51.3
12/10/2024	22:16	51.9		53.0	50.5
12/10/2024	22:21	52.1		53.1	51.1
12/10/2024	22:26	52.3		53.2	51.4
12/10/2024	22:31	52.6		53.3	51.8
12/10/2024	22:36	52.8		53.9	51.4
12/10/2024	22:41	53.8	52.7	54.9	52.1
12/10/2024	22:46	52.3		52.9	51.5
12/10/2024	22:51	52.6		54.0	50.7
12/10/2024	22:56	52.2		53.0	51.0
		Mean	52.8		
		Maximum	54.0		
		Minimum	51.7		

Date	Start Time	Leq (5mins)	Leq (30mins)	L10 (5mins)	L90 (5mins)
13/10/2024	19:01	52.1		56.2	47.5
13/10/2024	19:06	49.5		50.5	47.9
13/10/2024	19:11	50.1	50.5	52.1	48.1
13/10/2024	19:16	51.0		51.3	48.3
13/10/2024	19:21	49.5		50.6	48.3
13/10/2024	19:26	50.3		51.7	49.1
13/10/2024	19:31	50.5		51.6	49.0
13/10/2024	19:36	50.5		52.1	48.9
13/10/2024	19:41	49.2	49.9	50.3	48.1
13/10/2024	19:46	49.5		51.0	48.2
13/10/2024	19:51	49.7		51.2	48.2
13/10/2024	19:56	50.0		51.0	49.0
13/10/2024	20:01	50.4		51.5	49.0
13/10/2024	20:06	49.8		51.0	48.6
13/10/2024	20:11	49.7	50.0	50.8	48.4
13/10/2024	20:16	49.4		50.7	48.0
13/10/2024	20:21	50.1		51.2	48.6
13/10/2024	20:26	50.5		51.9	49.1
13/10/2024	20:31	50.3		51.3	49.2
13/10/2024	20:36	51.5		52.3	50.1
13/10/2024	20:41	52.6	51.4	53.8	49.7
13/10/2024	20:46	51.1		52.4	49.8
13/10/2024	20:51	51.0		52.2	49.5
13/10/2024	20:56	51.6		52.9	49.3
13/10/2024	21:01	51.2		52.9	48.9
13/10/2024	21:06	50.9		52.2	48.8
13/10/2024	21:11	51.2	51.1	52.5	49.4
13/10/2024	21:16	51.5		53.1	49.4
13/10/2024	21:21	50.7		51.7	49.2
13/10/2024	21:26	51.3		52.2	50.1
13/10/2024	21:31	51.5		52.8	49.5
13/10/2024	21:36	52.0		55.0	50.4
13/10/2024	21:41	52.5	52.0	53.9	50.7
13/10/2024	21:46	52.5		53.9	50.9
13/10/2024	21:51	51.8		53.2	50.4
13/10/2024	21:56	51.8		52.8	50.5
13/10/2024	22:01	50.9		51.9	49.8
13/10/2024	22:06	51.3		52.3	49.8
13/10/2024	22:11	50.5	51.0	51.4	49.5
13/10/2024	22:16	51.1		52.1	49.9
13/10/2024	22:21	51.3		52.3	50.2
13/10/2024	22:26	51.0		51.8	50.2
13/10/2024	22:31	50.6		51.3	49.7
13/10/2024	22:36	50.5		51.6	49.3
13/10/2024	22:41	50.1	50.2	51.2	49.2
13/10/2024	22:46	50.4		51.2	49.2
13/10/2024	22:51	49.9		50.6	48.4
13/10/2024	22:56	49.9		50.7	49.1
		Mean	50.8		
		Maximum	52.0		
		Minimum	49.9		

Station: CM14

Date	Start Time	Leq (5mins)	Leq (30mins)	L10 (5mins)	L90 (5mins)
14/10/2024	19:01	47.0	45.3	50.6	37.7
14/10/2024	19:06	44.1		48.3	36.8
14/10/2024	19:11	43.6		46.7	37.0
14/10/2024	19:16	43.3		46.5	36.9
14/10/2024	19:21	47.6		50.9	37.6
14/10/2024	19:26	43.8		47.7	37.0
14/10/2024	19:31	43.5	44.0	47.6	36.7
14/10/2024	19:36	44.1		48.1	36.6
14/10/2024	19:41	41.9		44.8	36.9
14/10/2024	19:46	45.0		48.2	38.5
14/10/2024	19:51	45.5		48.7	35.7
14/10/2024	19:56	43.3		47.0	37.1
14/10/2024	20:01	43.3	45.3	46.5	36.6
14/10/2024	20:06	43.7		47.2	37.4
14/10/2024	20:11	47.4		52.5	36.2
14/10/2024	20:16	43.3		46.2	36.4
14/10/2024	20:21	42.0		44.4	35.9
14/10/2024	20:26	48.1		52.2	35.5
14/10/2024	20:31	43.5	43.9	48.3	36.3
14/10/2024	20:36	47.1		49.8	35.9
14/10/2024	20:41	43.3		47.7	34.7
14/10/2024	20:46	42.1		45.7	35.0
14/10/2024	20:51	42.6		46.7	36.2
14/10/2024	20:56	42.9		46.1	37.0
14/10/2024	21:01	41.9	46.3	45.6	35.0
14/10/2024	21:06	44.8		48.8	36.2
14/10/2024	21:11	44.7		48.8	37.4
14/10/2024	21:16	41.5		44.1	36.2
14/10/2024	21:21	48.1		49.7	35.8
14/10/2024	21:26	50.0		51.5	49.2
14/10/2024	21:31	50.7	45.6	51.8	48.9
14/10/2024	21:36	46.6		51.0	35.5
14/10/2024	21:41	42.3		44.9	34.7
14/10/2024	21:46	42.4		46.4	36.5
14/10/2024	21:51	40.2		42.0	36.3
14/10/2024	21:56	40.8		43.7	34.5
14/10/2024	22:01	41.4	42.3	41.9	34.7
14/10/2024	22:06	40.9		42.6	36.6
14/10/2024	22:11	43.3		47.5	36.8
14/10/2024	22:16	41.2		43.9	35.9
14/10/2024	22:21	42.6		43.1	36.2
14/10/2024	22:26	43.5		46.5	36.5
14/10/2024	22:31	42.2	42.8	45.0	35.5
14/10/2024	22:36	40.6		41.2	34.8
14/10/2024	22:41	43.9		45.6	36.4
14/10/2024	22:46	43.5		46.0	35.0
14/10/2024	22:51	43.8		48.4	35.3
14/10/2024	22:56	41.9		44.3	36.1
		Mean	44.4		
		Maximum	46.3		
		Minimum	42.3		

Date	Start Time	Leq (5mins)	Leq (30mins)	L10 (5mins)	L90 (5mins)
15/10/2024	19:01	51.6	50.9	54.1	46.8
15/10/2024	19:06	50.4		53.5	45.4
15/10/2024	19:11	51.1		54.5	43.2
15/10/2024	19:16	51.4		55.2	44.9
15/10/2024	19:21	51.1		54.8	44.7
15/10/2024	19:26	49.8		53.6	43.2
15/10/2024	19:31	51.2	51.7	55.2	44.8
15/10/2024	19:36	51.2		54.1	43.9
15/10/2024	19:41	50.3		53.7	44.0
15/10/2024	19:46	51.0		54.3	43.4
15/10/2024	19:51	55.3		69.5	42.3
15/10/2024	19:56	47.8		51.0	41.6
15/10/2024	20:01	48.4	49.0	50.4	42.8
15/10/2024	20:06	50.2		51.6	44.1
15/10/2024	20:11	48.7		52.9	43.1
15/10/2024	20:16	48.6		51.9	42.9
15/10/2024	20:21	49.7		51.8	42.3
15/10/2024	20:26	48.1		51.1	43.5
15/10/2024	20:31	49.6	49.6	52.8	44.7
15/10/2024	20:36	49.0		51.7	43.6
15/10/2024	20:41	49.2		51.2	44.4
15/10/2024	20:46	49.0		52.6	43.0
15/10/2024	20:51	50.0		52.5	44.9
15/10/2024	20:56	50.6		53.5	44.1
15/10/2024	21:01	52.2	51.6	54.8	46.2
15/10/2024	21:06	51.0		54.0	45.4
15/10/2024	21:11	50.3		53.3	46.0
15/10/2024	21:16	52.2		54.9	47.9
15/10/2024	21:21	52.1		54.4	46.7
15/10/2024	21:26	51.6		54.7	46.2
15/10/2024	21:31	48.1	50.5	50.7	43.0
15/10/2024	21:36	52.4		54.8	48.3
15/10/2024	21:41	52.1		55.2	46.4
15/10/2024	21:46	51.1		54.7	45.3
15/10/2024	21:51	48.6		51.9	43.3
15/10/2024	21:56	48.4		51.3	44.0
15/10/2024	22:01	49.9	51.6	53.0	44.9
15/10/2024	22:06	52.3		55.4	45.9
15/10/2024	22:11	50.2		52.2	46.8
15/10/2024	22:16	50.5		53.4	45.5
15/10/2024	22:21	53.3		54.3	46.6
15/10/2024	22:26	52.1		54.8	46.5
15/10/2024	22:31	50.6	50.5	53.8	45.1
15/10/2024	22:36	49.8		53.3	44.5
15/10/2024	22:41	52.8		54.9	43.7
15/10/2024	22:46	50.6		54.6	43.9
15/10/2024	22:51	48.3		51.3	43.5
15/10/2024	22:56	49.3		52.2	43.9
		Mean	50.7		
		Maximum	51.7		
		Minimum	49.0		

Summary of Noise Monitoring Results during 19:00 - 23:00 at CM14	
	Leq (30mins)
Mean	49.4
Maximum	55.9
Minimum	35.3

Note:
1. The Leq (5mins) values within the time slots that do not have six consecutive Leq (5mins) values are not included in calculation of Leq (30mins).
2. Short periods of data gaps in tables are due to suspension of monitoring during replacement of batteries for the sound level meter.

Station: CM14

Date	Start Time	Leq (5mins)	Leq (30mins)	L10 (5mins)	L90 (5mins)
2/10/2024	23:02	51.5		51.9	50.4
2/10/2024	23:07	51.5		52.9	50.4
2/10/2024	23:12	51.3	51.2	52.0	50.4
2/10/2024	23:17	50.9		51.2	50.4
2/10/2024	23:22	51.2		52.2	50.4
2/10/2024	23:27	50.6		50.9	50.3
2/10/2024	23:32	50.7		50.9	50.3
2/10/2024	23:37	51.3		51.9	50.3
2/10/2024	23:42	50.6	51.0	50.9	50.3
2/10/2024	23:47	50.5		50.6	50.2
2/10/2024	23:52	51.7		52.5	50.2
2/10/2024	23:57	51.2		51.7	50.2
		Mean	51.1		
		Maximum	51.2		
		Minimum	51.0		

Date	Start Time	Leq (5mins)	Leq (30mins)	L10 (5mins)	L90 (5mins)
3/10/2024	0:02	50.9		51.7	50.2
3/10/2024	0:07	50.9		51.4	50.2
3/10/2024	0:12	50.9	50.7	51.2	50.2
3/10/2024	0:17	50.4		50.6	50.1
3/10/2024	0:22	50.5		50.8	50.1
3/10/2024	0:27	50.4		56.0	50.1
3/10/2024	0:32	50.5		50.6	50.1
3/10/2024	0:37	50.8		50.9	50.1
3/10/2024	0:42	50.9	50.8	51.4	50.2
3/10/2024	0:47	51.3		52.6	50.2
3/10/2024	0:52	50.4		50.5	50.1
3/10/2024	0:57	50.8		51.3	50.1
3/10/2024	1:02	50.2		50.4	50.1
3/10/2024	1:07	51.4		52.5	50.3
3/10/2024	1:12	50.4	50.7	50.6	50.1
3/10/2024	1:17	51.1		51.2	50.0
3/10/2024	1:22	50.6		50.7	50.1
3/10/2024	1:27	50.3		50.4	50.0
3/10/2024	1:32	50.2		50.3	50.0
3/10/2024	1:37	50.4		50.5	50.2
3/10/2024	1:42	50.6	50.6	50.8	50.3
3/10/2024	1:47	50.9		51.3	50.4
3/10/2024	1:52	50.9		51.3	50.3
3/10/2024	1:57	50.7		51.0	50.3
3/10/2024	2:02	50.5		50.6	50.2
3/10/2024	2:07	50.4		50.5	50.2
3/10/2024	2:12	50.6	50.5	50.7	50.2
3/10/2024	2:17	50.5		50.6	50.2
3/10/2024	2:22	50.4		50.5	50.2
3/10/2024	2:27	50.5		50.8	50.2
3/10/2024	2:32	52.1		53.3	50.2
3/10/2024	2:37	50.6		50.9	50.1
3/10/2024	2:42	51.1	50.9	52.1	50.1
3/10/2024	2:47	50.3		50.4	50.0
3/10/2024	2:52	50.8		51.3	50.1
3/10/2024	2:57	50.5		50.6	50.1
3/10/2024	3:02	50.4		50.5	50.1
3/10/2024	3:07	50.3		50.4	50.1
3/10/2024	3:12	50.3	50.4	50.5	50.1
3/10/2024	3:17	50.7		50.9	50.1
3/10/2024	3:22	50.4		50.6	50.1
3/10/2024	3:27	50.4		50.7	50.1
3/10/2024	3:32	50.4		50.5	50.1
3/10/2024	3:37	50.7		51.3	50.1
3/10/2024	3:42	50.2	50.3	50.6	50.0
3/10/2024	3:47	50.2		50.3	50.0
3/10/2024	3:52	50.2		50.4	50.0
3/10/2024	3:57	50.2		50.3	50.0
3/10/2024	4:02	50.2		50.5	50.0
3/10/2024	4:07	50.2		50.3	50.0
3/10/2024	4:12	50.5	50.3	50.6	50.0
3/10/2024	4:17	50.2		50.5	50.0
3/10/2024	4:22	50.2		50.3	50.0
3/10/2024	4:27	50.2		50.4	50.0
3/10/2024	4:32	50.2		50.3	50.0
3/10/2024	4:37	50.3		50.6	49.9
3/10/2024	4:42	50.0	50.3	50.1	49.8
3/10/2024	4:47	50.4		50.5	49.9
3/10/2024	4:52	50.2		50.3	49.9
3/10/2024	4:57	50.7		51.2	49.9
3/10/2024	5:02	50.7		51.0	49.9
3/10/2024	5:07	50.2		50.3	49.9
3/10/2024	5:12	50.4	50.4	50.5	49.9
3/10/2024	5:17	50.3		50.4	49.9
3/10/2024	5:22	50.2		50.3	49.8
3/10/2024	5:27	50.4		51.2	49.9
3/10/2024	5:32	50.2		50.4	49.9
3/10/2024	5:37	50.1		50.3	49.8
3/10/2024	5:42	51.0	50.4	51.4	49.8
3/10/2024	5:47	50.1		50.2	49.9
3/10/2024	5:52	50.1		50.3	49.8
3/10/2024	5:57	50.9		52.2	49.9
3/10/2024	6:02	51.3		51.4	50.0
3/10/2024	6:07	53.4		56.1	50.4
3/10/2024	6:12	55.5	53.3	58.2	51.5
3/10/2024	6:17	52.4		54.2	50.1
3/10/2024	6:22	53.7		55.3	50.2
3/10/2024	6:27	52.0		54.0	50.0
3/10/2024	6:32	51.0		51.9	49.8
3/10/2024	6:37	51.0		51.9	49.9
3/10/2024	6:42	50.7	51.4	51.8	49.9
3/10/2024	6:47	51.2		52.6	49.9
3/10/2024	6:52	51.8		53.4	49.9
3/10/2024	6:57	52.6		55.4	50.0

Date	Start Time	Leq (5mins)	Leq (30mins)	L10 (5mins)	L90 (5mins)
4/10/2024	0:02	50.2		50.7	49.7
4/10/2024	0:07	50.1		50.3	49.7
4/10/2024	0:12	50.7	52.0	51.4	49.7
4/10/2024	0:17	51.1		52.6	49.8
4/10/2024	0:22	51.5		53.2	49.7
4/10/2024	0:27	55.5		55.9	49.7
4/10/2024	0:32	50.7		51.6	49.7
4/10/2024	0:37	50.8		52.3	49.8
4/10/2024	0:42	50.5	51.1	51.3	49.7
4/10/2024	0:47	52.5		53.7	49.8
4/10/2024	0:52	51.2		51.4	49.8
4/10/2024	0:57	50.5		51.2	49.8
4/10/2024	1:02	51.6		52.4	49.8
4/10/2024	1:07	51.8		52.9	49.7
4/10/2024	1:12	50.6	51.1	50.7	49.8
4/10/2024	1:17	50.5		50.6	49.7
4/10/2024	1:22	51.0		52.1	49.7
4/10/2024	1:27	50.7		51.9	49.8
4/10/2024	1:32	50.1		50.2	49.7
4/10/2024	1:37	50.0		50.1	49.7
4/10/2024	1:42	50.2	50.2	50.3	49.7
4/10/2024	1:47	50.7		51.2	49.7
4/10/2024	1:52	50.1		50.2	49.7
4/10/2024	1:57	50.2		50.4	49.7
4/10/2024	2:02	51.2		51.3	49.7
4/10/2024	2:07	50.7		51.0	49.7
4/10/2024	2:12	49.9	50.6	50.0	49.6
4/10/2024	2:17	50.3		50.6	49.6
4/10/2024	2:22	50.8		51.0	49.6
4/10/2024	2:27	50.7		51.4	49.6
4/10/2024	2:32	49.8		49.9	49.6
4/10/2024	2:37	50.0		50.2	49.6
4/10/2024	2:42	50.5	50.1	50.6	49.6
4/10/2024	2:47	49.9		50.1	49.6
4/10/2024	2:52	50.6		53.3	49.6
4/10/2024	2:57	49.7		49.8	49.6
4/10/2024	3:02	49.6		49.7	49.5
4/10/2024	3:07	49.7		49.9	49.5
4/10/2024	3:12	49.9	49.9	50.0	49.6
4/10/2024	3:17	50.3		51.5	49.5
4/10/2024	3:22	50.3		50.6	49.5
4/10/2024	3:27	49.8		50.0	49.5
4/10/2024	3:32	50.4		51.6	49.5
4/10/2024	3:37	49.6		49.7	49.4
4/10/2024	3:42	49.6	50.4	49.7	49.5
4/10/2024	3:47	51.0		52.1	49.5
4/10/2024	3:52	51.5		52.3	49.5
4/10/2024	3:57	49.7		50.0	49.4
4/10/2024	4:02	51.4		53.9	49.4
4/10/2024	4:07	50.0		50.3	49.5
4/10/2024	4:12	49.6	50.5	49.8	49.4
4/10/2024	4:17	50.9		51.1	49.5
4/10/2024	4:22	50.1		50.3	49.4
4/10/2024	4:27	50.5		51.1	49.4
4/10/2024	4:32	50.0		50.1	49.4
4/10/2024	4:37	49.7		49.9	49.4
4/10/2024	4:42	48.9	49.0	49.5	48.1
4/10/2024	4:47	48.1		48.2	48.0
4/10/2024	4:52	48.7		49.0	48.0
4/10/2024	4:57	48.1		48.2	48.0
4/10/2024	5:02	48.3		48.4	48.0
4/10/2024	5:07	48.3		48.7	48.0
4/10/2024	5:12	49.2	48.4	49.6	48.0
4/10/2024	5:17	48.6		48.7	47.9
4/10/2024	5:22	48.1		48.2	47.9
4/10/2024	5:27	48.0		48.1	47.8
4/10/2024	5:32	48.4		48.7	47.9
4/10/2024	5:37	48.4		48.6	47.9
4/10/2024	5:42	48.1	48.2	63.2	47.9
4/10/2024	5:47	48.1		49.9	47.9
4/10/2024	5:52	48.1		48.6	47.9
4/10/2024	5:57	48.0		48.3	47.9
4/10/2024	6:02	48.1		48.4	47.9
4/10/2024	6:07	48.0		48.1	47.9
4/10/2024	6:12	48.2	48.1	48.5	47.8
4/10/2024	6:17	48.2		48.6	47.9
4/10/2024	6:22	48.2		48.5	47.8
4/10/2024	6:27	48.0		48.5	47.8
4/10/2024	6:32	47.9		48.0	47.8
4/10/2024	6:37	48.0		48.2	47.8
4/10/2024	6:42	48.0	48.0	48.2	47.8
4/10/2024	6:47	48.3		48.9	47.8
4/10/2024	6:52	48.0		48.3	47.8
4/10/2024	6:57	48.0		48.2	47.8

3/10/2024	23:02	50.4		50.5	49.7
3/10/2024	23:07	51.3		52.0	49.8
3/10/2024	23:12	50.3	50.8	50.5	49.8
3/10/2024	23:17	50.6		52.1	49.8
3/10/2024	23:22	50.3		50.6	49.8
3/10/2024	23:27	51.5		51.6	49.8
3/10/2024	23:32	50.7		51.4	49.9
3/10/2024	23:37	50.8		51.7	49.8
3/10/2024	23:42	50.9	50.8	51.4	49.8
3/10/2024	23:47	50.7		51.0	49.8
3/10/2024	23:52	50.7		51.8	49.8
3/10/2024	23:57	50.7		51.8	49.8
		Mean	50.8		
		Maximum	53.3		
		Minimum	50.3		

4/10/2024	23:02	52.0		54.8	49.2
4/10/2024	23:07	52.1		54.7	48.8
4/10/2024	23:12	50.3	51.3	51.8	48.6
4/10/2024	23:17	50.9		52.8	48.5
4/10/2024	23:22	51.1		52.8	48.6
4/10/2024	23:27	51.2		52.8	48.5
4/10/2024	23:32	49.9		51.4	48.4
4/10/2024	23:37	51.6		54.2	48.5
4/10/2024	23:42	52.2	53.4	54.9	48.6
4/10/2024	23:47	57.0		66.3	48.7
4/10/2024	23:52	52.6		54.7	48.7
4/10/2024	23:57	53.7		55.0	48.7
		Mean	50.1		
		Maximum	53.4		
		Minimum	48.0		

Station: CM14

Date	Start Time	Leq (5mins)	Leq (30mins)	L10 (5mins)	L90 (5mins)
5/10/2024	0:02	52.7	52.8	54.2	48.9
5/10/2024	0:07	53.0		54.6	48.8
5/10/2024	0:12	54.8		56.8	48.8
5/10/2024	0:17	51.4		54.3	48.5
5/10/2024	0:22	51.2		53.8	48.4
5/10/2024	0:27	52.7		55.1	48.5
5/10/2024	0:32	52.5	51.0	54.3	48.4
5/10/2024	0:37	50.3		52.0	48.3
5/10/2024	0:42	51.2		53.8	48.3
5/10/2024	0:47	50.8		53.7	48.2
5/10/2024	0:52	50.3		52.1	48.1
5/10/2024	0:57	50.4		53.0	48.2
5/10/2024	1:02	49.4	50.1	50.9	48.1
5/10/2024	1:07	49.8		51.3	48.0
5/10/2024	1:12	52.0		52.6	47.9
5/10/2024	1:17	50.2		52.6	47.8
5/10/2024	1:22	49.4		51.2	47.5
5/10/2024	1:27	49.3		51.4	47.4
5/10/2024	1:32	49.8	49.4	51.2	47.2
5/10/2024	1:37	49.2		51.4	47.2
5/10/2024	1:42	49.5		52.2	47.2
5/10/2024	1:47	49.7		51.8	47.2
5/10/2024	1:52	49.0		51.0	47.2
5/10/2024	1:57	49.4		51.8	47.3
5/10/2024	2:02	49.6	49.4	51.5	47.2
5/10/2024	2:07	50.5		52.7	47.2
5/10/2024	2:12	48.1		49.5	47.1
5/10/2024	2:17	49.2		51.2	47.2
5/10/2024	2:22	49.5		51.6	47.2
5/10/2024	2:27	49.1		50.3	47.1
5/10/2024	2:32	49.7	49.6	52.1	47.2
5/10/2024	2:37	49.1		51.5	47.1
5/10/2024	2:42	49.4		51.6	47.0
5/10/2024	2:47	49.4		52.0	47.1
5/10/2024	2:52	49.4		51.7	47.2
5/10/2024	2:57	50.6		52.4	47.2
5/10/2024	3:02	49.2	50.7	50.8	47.2
5/10/2024	3:07	47.8		48.6	47.1
5/10/2024	3:12	49.3		51.5	47.2
5/10/2024	3:17	52.8		53.3	52.3
5/10/2024	3:22	53.0		53.3	52.4
5/10/2024	3:27	49.1		51.8	47.0
5/10/2024	3:32	50.2	49.4	52.8	47.0
5/10/2024	3:37	49.5		50.6	47.0
5/10/2024	3:42	49.0		50.2	47.2
5/10/2024	3:47	49.1		51.5	47.3
5/10/2024	3:52	49.3		50.6	47.0
5/10/2024	3:57	48.9		50.5	47.2
5/10/2024	4:02	48.9	48.7	49.7	47.2
5/10/2024	4:07	48.4		48.8	47.0
5/10/2024	4:12	48.3		49.4	47.1
5/10/2024	4:17	49.0		50.8	47.2
5/10/2024	4:22	49.1		49.7	47.3
5/10/2024	4:27	48.3		49.2	46.9
5/10/2024	4:32	48.8	49.0	49.1	47.1
5/10/2024	4:37	48.2		48.9	47.1
5/10/2024	4:42	49.1		51.3	46.9
5/10/2024	4:47	48.3		49.2	47.1
5/10/2024	4:52	50.2		52.5	47.2
5/10/2024	4:57	49.0		50.8	47.3
5/10/2024	5:02	48.6	48.5	50.7	46.9
5/10/2024	5:07	48.6		49.8	47.2
5/10/2024	5:12	48.2		49.0	47.2
5/10/2024	5:17	48.7		50.1	46.9
5/10/2024	5:22	48.2		49.4	47.0
5/10/2024	5:27	48.4		49.2	47.4
5/10/2024	5:32	48.5	48.9	49.1	47.2
5/10/2024	5:37	48.8		50.7	47.1
5/10/2024	5:42	48.2		48.3	47.2
5/10/2024	5:47	50.5		51.6	47.2
5/10/2024	5:52	48.9		50.8	47.0
5/10/2024	5:57	48.3		49.9	47.0
5/10/2024	6:02	47.9	48.5	48.0	47.1
5/10/2024	6:07	48.6		49.3	47.2
5/10/2024	6:12	48.2		49.5	47.0
5/10/2024	6:17	49.0		50.6	47.2
5/10/2024	6:22	48.8		50.2	47.2
5/10/2024	6:27	48.3		49.8	47.1
5/10/2024	6:32	49.0	48.6	51.3	47.0
5/10/2024	6:37	48.2		49.1	47.2
5/10/2024	6:42	48.4		49.2	47.2
5/10/2024	6:47	47.9		48.8	47.0
5/10/2024	6:52	48.9		51.0	47.1
5/10/2024	6:57	48.9		50.4	47.3

5/10/2024	23:02	46.9	48.3	50.0	38.8
5/10/2024	23:07	50.2		54.1	40.2
5/10/2024	23:12	46.5		50.5	39.0
5/10/2024	23:17	47.2		50.8	38.8
5/10/2024	23:22	49.0		53.1	39.3
5/10/2024	23:27	49.0		52.5	38.9
5/10/2024	23:32	49.2	49.9	52.3	39.0
5/10/2024	23:37	47.8		50.7	38.6
5/10/2024	23:42	49.2		53.9	38.6
5/10/2024	23:47	48.2		51.8	41.5
5/10/2024	23:52	47.6		50.9	40.3
5/10/2024	23:57	53.7		54.8	40.7
		Mean	49.5		
		Maximum	52.8		
		Minimum	48.3		

Date	Start Time	Leq (5mins)	Leq (30mins)	L10 (5mins)	L90 (5mins)
6/10/2024	0:02	55.6	54.1	57.6	40.7
6/10/2024	0:07	54.9		55.2	40.5
6/10/2024	0:12	50.0		52.7	47.7
6/10/2024	0:17	52.7		55.5	48.4
6/10/2024	0:22	54.6		57.3	49.5
6/10/2024	0:27	54.8		65.5	49.9
6/10/2024	0:32	50.5	51.2	51.5	48.6
6/10/2024	0:37	51.2		53.9	48.3
6/10/2024	0:42	52.6		54.4	48.3
6/10/2024	0:47	50.4		52.6	47.9
6/10/2024	0:52	50.8		53.3	47.9
6/10/2024	0:57	51.5		54.1	48.2
6/10/2024	1:02	50.5	50.5	51.8	47.9
6/10/2024	1:07	50.1		52.1	47.9
6/10/2024	1:12	49.3		50.5	47.8
6/10/2024	1:17	49.1		50.3	47.7
6/10/2024	1:22	52.5		55.8	48.1
6/10/2024	1:27	50.3		51.8	47.6
6/10/2024	1:32	50.7	51.5	53.5	47.4
6/10/2024	1:37	49.4		51.4	47.4
6/10/2024	1:42	49.4		51.0	47.6
6/10/2024	1:47	52.9		56.2	47.8
6/10/2024	1:52	54.1		56.4	47.8
6/10/2024	1:57	49.9		52.3	42.0
6/10/2024	2:02	51.3	55.5	54.7	45.1
6/10/2024	2:07	49.1		50.6	47.5
6/10/2024	2:12	56.2		60.3	49.4
6/10/2024	2:17	56.5		60.8	52.4
6/10/2024	2:22	58.2		61.4	52.0
6/10/2024	2:27	56.0		60.9	47.9
6/10/2024	2:32	49.7	49.9	52.8	43.9
6/10/2024	2:37	50.2		52.7	47.6
6/10/2024	2:42	49.9		52.0	44.0
6/10/2024	2:47	50.8		53.1	47.7
6/10/2024	2:52	47.8		50.2	41.6
6/10/2024	2:57	50.4		52.8	44.0
6/10/2024	3:02	49.1	49.2	50.8	47.4
6/10/2024	3:07	49.3		51.5	42.3
6/10/2024	3:12	48.5		50.5	41.2
6/10/2024	3:17	48.4		50.6	40.9
6/10/2024	3:22	48.4		51.4	41.1
6/10/2024	3:27	51.0		54.0	47.6
6/10/2024	3:32	49.4	49.6	50.9	47.6
6/10/2024	3:37	50.1		52.5	47.4
6/10/2024	3:42	49.4		51.5	47.5
6/10/2024	3:47	50.8		55.0	42.3
6/10/2024	3:52	50.0		53.7	43.4
6/10/2024	3:57	46.6		49.6	40.0
6/10/2024	4:02	49.7	51.4	52.8	43.5
6/10/2024	4:07	47.3		50.4	41.8
6/10/2024	4:12	48.9		51.8	42.2
6/10/2024	4:17	55.8		58.2	42.2
6/10/2024	4:22	47.7		50.7	43.2
6/10/2024	4:27	52.0		54.0	42.2
6/10/2024	4:32	50.5	50.8	52.6	42.8
6/10/2024	4:37	49.9		50.6	40.9
6/10/2024	4:42	46.5		49.7	40.8
6/10/2024	4:47	49.7		52.9	41.2
6/10/2024	4:52	49.3		52.6	43.3
6/10/2024	4:57	54.6		59.8	41.6
6/10/2024	5:02	50.5	49.5	55.5	39.6
6/10/2024	5:07	51.3		56.0	41.1
6/10/2024	5:12	49.8		51.2	40.4
6/10/2024	5:17	46.5		49.1	36.8
6/10/2024	5:22	49.6		52.7	37.3
6/10/2024	5:27	47.9		50.5	41.5
6/10/2024	5:32	50.8	50.4	53.0	42.7
6/10/2024	5:37	51.0		53.2	40.7
6/10/2024	5:42	52.8		55.0	43.2
6/10/2024	5:47	49.6		53.1	42.6
6/10/2024	5:52	48.5		52.0	41.7
6/10/2024	5:57	48.2		51.4	42.0
6/10/2024	6:02	49.5	49.5	53.2	42.6
6/10/2024	6:07	48.0		50.9	40.9
6/10/2024	6:12	48.8		52.6	41.4
6/10/2024	6:17	47.9		51.3	41.3
6/10/2024	6:22	50.2		53.8	42.2
6/10/2024	6:27	51.6		55.4	42.5
6/10/2024	6:32	50.1	49.1	54.0	42.7
6/10/2024	6:37	48.3		52.0	42.0
6/10/2024	6:42	48.2		51.5	41.9
6/10/2024	6:47	51.9		52.4	40.7
6/10/2024	6:52	47.0		50.4	41.5
6/10/2024	6:57	46.7		50.3	40.3

6/10/2024	23:02	44.8	49.6	48.3	37.4
6/10/2024	23:07	51.0		55.6	38.5
6/10/2024	23:12	49.3		53.3	39.9
6/10/2024	23:17	47.7		49.7	38.0
6/10/2024	23:22	49.8		51.5	47.8
6/10/2024	23:27	51.8		52.3	47.8
6/10/2024	23:32	50.0	49.7	50.5	47.6
6/10/2024	23:37	49.6		51.1	47.8
6/10/2024	23:42	49.2		50.1	47.9
6/10/2024	23:47	48.9		49.7	48.1
6/10/2024	23:52	49.5		51.3	48.2
6/10/2024	23:57	50.7		52.1	48.3
		Mean	50.7		
		Maximum	55.5		
		Minimum	49.1		

Date	Start Time	Leq (5mins)	Leq (30mins)	L10 (5mins)	L90 (5mins)
7/10/2024	0:02	50.5	50.2	52.6	48.0
7/10/2024	0:07	50.4		52.2	48.2
7/10/2024	0:12	50.1		51.0	48.7
7/10/2024	0:17	49.9		51.4	48.4
7/10/2024	0:22	49.0		50.0	48.2
7/10/2024	0:27	50.9		52.9	48.2
7/10/2024	0:32	50.5	50.8	52.1	48.8
7/10/2024	0:37	52.8		52.9	48.5
7/10/2024	0:42	49.9		50.7	48.5
7/10/2024	0:47	50.5		51.2	48.6
7/10/2024	0:52	50.6		51.9	48.6
7/10/2024	0:57	49.5		50.4	48.5
7/10/2024	1:02	50.5	49.9	51.1	48.4
7/10/2024	1:07	49.5		50.5	48.3
7/10/2024	1:12	49.0		49.1	48.1
7/10/2024	1:17	50.5		53.5	48.3
7/10/2024	1:22	49.4		49.9	48.4
7/10/2024	1:27	50.3		52.2	48.4
7/10/2024	1:32	50.8	50.3	53.4	48.7
7/10/2024	1:37	50.4		52.5	48.5
7/10/2024	1:42	50.6		52.7	48.6
7/10/2024	1:47	50.3		51.7	48.7
7/10/2024	1:52	50.0		51.6	48.5
7/10/2024	1:57	49.6		50.1	48.5
7/10/2024	2:02	51.8	51.3	54.6	48.6
7/10/2024	2:07	52.1		55.3	48.5
7/10/2024	2:12	51.9		54.5	48.5
7/10/2024	2:17	51.1		52.5	48.6
7/10/2024	2:22	50.1		51.7	48.6
7/10/2024	2:27	50.6		53.1	48.6
7/10/2024	2:32	50.3	49.9	50.9	48.4
7/10/2024	2:37	49.7		50.2	48.4
7/10/2024	2:42	50.2		52.1	48.5
7/10/2024	2:47	50.1		52.1	48.4
7/10/2024	2:52	49.1		50.7	48.1
7/10/2024	2:57	49.9		50.8	48.0
7/10/2024	3:02	50.7	49.4	52.5	48.1
7/10/2024	3:07	49.6		50.6	48.0
7/10/2024	3:12	50.1		51.3	48.1
7/10/2024	3:17	49.8		50.7	48.2
7/10/2024	3:22	47.7		51.3	42.0
7/10/2024	3:27	47.8		50.2	42.0
7/10/2024	3:32	48.6	48.1	52.2	42.3
7/10/2024	3:37	47.7		50.1	42.5
7/10/2024	3:42	47.9		50.5	42.9
7/10/2024	3:47	48.7		51.7	42.1
7/10/2024	3:52	47.6		50.7	43.0
7/10/2024	3:57	47.8		50.8	42.0
7/10/2024	4:02	49.4	47.8	52.1	41.3
7/10/2024	4:07	48.5		52.1	41.9
7/10/2024	4:12	48.4		52.1	40.7
7/10/2024	4:17	48.4		50.6	39.9
7/10/2024	4:22	45.0		47.5	38.4
7/10/2024	4:27	44.8		47.1	38.5
7/10/2024	4:32	45.4	46.0	48.4	38.4
7/10/2024	4:37	47.7		50.2	38.6
7/10/2024	4:42	44.9		47.7	38.4
7/10/2024	4:47	45.1		48.4	39.3
7/10/2024	4:52	47.2		51.6	38.8
7/10/2024	4:57	44.4		48.8	38.0
7/10/2024	5:02	47.9	47.6	52.6	39.8
7/10/2024	5:07	50.7		53.4	39.6
7/10/2024	5:12	46.8		49.0	37.7
7/10/2024	5:17	44.2		48.0	38.9
7/10/2024	5:22	44.8		48.2	39.2
7/10/2024	5:27	48.1		50.5	38.9
7/10/2024	5:32	46.7	45.4	50.2	38.2
7/10/2024	5:37	45.9		49.3	39.1
7/10/2024	5:42	45.1		48.0	39.4
7/10/2024	5:47	44.4		46.6	36.8
7/10/2024	5:52	45.7		49.9	38.6
7/10/2024	5:57	44.0		47.5	38.1
7/10/2024	6:02	43.1	45.2	44.7	36.8
7/10/2024	6:07	43.8		45.1	36.7
7/10/2024	6:12	46.7		49.1	40.6
7/10/2024	6:17	44.4		46.3	39.4
7/10/2024	6:22	45.6		47.4	40.7
7/10/2024	6:27	46.5		47.9	42.8
7/10/2024	6:32	47.2	46.3	49.4	41.2
7/10/2024	6:37	46.0		49.3	41.0
7/10/2024	6:42	45.2		48.2	38.7
7/10/2024	6:47	45.5		48.3	39.9
7/10/2024	6:52	46.6		50.8	39.8
7/10/2024	6:57	46.9		49.4	39.3

7/10/2024	23:02	53.5	52.9	55.0	51.4
7/10/2024	23:07	53.3		54.7	51.8
7/10/2024	23:12	53.3		54.6	51.2
7/10/2024	23:17	52.7		54.6	51.2
7/10/2024	23:22	52.7		54.9	50.9
7/10/2024	23:27	51.8		53.3	50.7
7/10/2024	23:32	52.2	52.0	53.4	51.1
7/10/2024	23:37	51.8		52.2	50.9
7/10/2024	23:42	51.5		53.1	50.1
7/10/2024	23:47	51.8		53.1	50.5
7/10/2024	23:52	52.2		53.5	51.0
7/10/2024	23:57	52.5		53.5	51.4
		Mean	48.9		
		Maximum	52.9		
		Minimum	45.2		

Station: CM14

Date	Start Time	Leq (5mins)	Leq (30mins)	L10 (5mins)	L90 (5mins)
8/10/2024	0:02	53.2	52.0	55.4	51.1
8/10/2024	0:07	51.6		52.3	50.7
8/10/2024	0:12	51.8		52.5	51.0
8/10/2024	0:17	52.7		54.0	50.3
8/10/2024	0:22	51.9		53.2	50.3
8/10/2024	0:27	50.5		51.0	49.9
8/10/2024	0:32	52.0	50.9	52.6	50.5
8/10/2024	0:37	51.0		52.0	50.1
8/10/2024	0:42	50.4		51.3	49.7
8/10/2024	0:47	50.8		51.5	49.8
8/10/2024	0:52	50.6		51.3	49.8
8/10/2024	0:57	50.3		50.9	49.6
8/10/2024	1:02	50.3	50.3	51.3	49.2
8/10/2024	1:07	50.1		50.6	49.5
8/10/2024	1:12	49.8		50.3	49.5
8/10/2024	1:17	50.9		52.1	49.7
8/10/2024	1:22	50.6		50.7	49.7
8/10/2024	1:27	50.2		51.1	49.4
8/10/2024	1:32	50.2	50.3	50.7	49.4
8/10/2024	1:37	49.6		50.0	49.2
8/10/2024	1:42	50.0		50.6	49.3
8/10/2024	1:47	51.1		52.2	49.6
8/10/2024	1:52	50.4		51.6	49.6
8/10/2024	1:57	50.1		50.8	49.4
8/10/2024	2:02	49.6	50.0	50.2	49.0
8/10/2024	2:07	50.1		50.6	49.6
8/10/2024	2:12	50.5		51.0	49.9
8/10/2024	2:17	50.1		50.6	49.5
8/10/2024	2:22	49.7		50.4	49.1
8/10/2024	2:27	49.7		50.1	49.2
8/10/2024	2:32	49.7	49.8	50.3	49.1
8/10/2024	2:37	49.6		50.1	49.1
8/10/2024	2:42	49.7		50.2	49.2
8/10/2024	2:47	49.7		50.1	49.3
8/10/2024	2:52	50.0		50.3	49.7
8/10/2024	2:57	50.0		50.6	49.5
8/10/2024	3:02	50.1	50.3	50.4	49.7
8/10/2024	3:07	51.4		52.4	50.3
8/10/2024	3:12	50.5		50.9	50.0
8/10/2024	3:17	50.0		50.6	49.4
8/10/2024	3:22	49.9		50.4	49.5
8/10/2024	3:27	50.0		50.4	49.5
8/10/2024	3:32	50.1	49.8	50.6	49.6
8/10/2024	3:37	49.8		50.2	49.2
8/10/2024	3:42	49.8		50.5	49.3
8/10/2024	3:47	49.5		49.9	49.1
8/10/2024	3:52	49.8		50.0	49.2
8/10/2024	3:57	49.9		50.4	49.5
8/10/2024	4:02	50.0	49.7	50.3	49.7
8/10/2024	4:07	49.9		50.2	49.7
8/10/2024	4:12	50.4		50.9	50.0
8/10/2024	4:17	49.8		50.4	48.9
8/10/2024	4:22	48.9		49.8	48.3
8/10/2024	4:27	48.7		49.0	48.4
8/10/2024	4:32	48.7	48.3	49.1	48.1
8/10/2024	4:37	49.1		50.4	47.8
8/10/2024	4:42	47.8		48.0	47.6
8/10/2024	4:47	48.0		48.2	47.7
8/10/2024	4:52	48.0		48.2	47.7
8/10/2024	4:57	48.1		48.6	47.7
8/10/2024	5:02	48.3	48.5	48.8	47.9
8/10/2024	5:07	48.4		49.1	47.8
8/10/2024	5:12	48.6		49.1	48.2
8/10/2024	5:17	48.4		49.0	47.9
8/10/2024	5:22	49.3		50.8	47.7
8/10/2024	5:27	47.9		48.2	47.6
8/10/2024	5:32	48.2	48.3	48.4	47.6
8/10/2024	5:37	47.9		48.1	47.5
8/10/2024	5:42	48.0		48.6	47.4
8/10/2024	5:47	48.9		50.1	47.7
8/10/2024	5:52	48.3		48.9	47.6
8/10/2024	5:57	48.5		49.3	47.6
8/10/2024	6:02	48.3	48.0	48.4	47.5
8/10/2024	6:07	47.8		48.3	47.4
8/10/2024	6:12	47.7		48.1	47.4
8/10/2024	6:17	47.9		48.3	47.4
8/10/2024	6:22	48.1		48.7	47.5
8/10/2024	6:27	47.9		48.5	47.4
8/10/2024	6:32	47.9	47.8	48.3	47.4
8/10/2024	6:37	47.7		47.9	47.2
8/10/2024	6:42	47.7		48.0	47.3
8/10/2024	6:47	48.0		48.6	47.5
8/10/2024	6:52	47.6		47.8	47.3
8/10/2024	6:57	47.7		48.0	47.3

Date	Start Time	Leq (5mins)	Leq (30mins)	L10 (5mins)	L90 (5mins)
9/10/2024	0:01	44.4	43.8	45.4	37.0
9/10/2024	0:06	39.8		40.6	34.7
9/10/2024	0:11	42.4		44.6	37.0
9/10/2024	0:16	41.6		43.2	37.2
9/10/2024	0:21	40.9		44.1	35.2
9/10/2024	0:26	47.9		48.9	38.2
9/10/2024	0:31	46.1	44.0	47.2	38.4
9/10/2024	0:36	42.2		44.8	36.5
9/10/2024	0:41	44.5		48.3	36.9
9/10/2024	0:46	44.6		47.9	37.6
9/10/2024	0:51	41.4		45.0	37.2
9/10/2024	0:56	43.3		45.1	35.7
9/10/2024	1:01	41.6	41.9	43.4	37.7
9/10/2024	1:06	41.0		41.5	38.0
9/10/2024	1:11	43.1		44.2	36.5
9/10/2024	1:16	41.4		41.5	37.7
9/10/2024	1:21	42.6		43.6	38.0
9/10/2024	1:26	41.6		42.0	36.2
9/10/2024	1:31	43.2	43.2	43.7	36.4
9/10/2024	1:36	43.1		44.4	38.4
9/10/2024	1:41	40.9		41.1	37.7
9/10/2024	1:46	45.1		45.2	35.9
9/10/2024	1:51	41.5		43.6	37.0
9/10/2024	1:56	43.9		46.3	37.7
9/10/2024	2:01	42.8	42.0	44.1	36.1
9/10/2024	2:06	43.4		44.2	35.9
9/10/2024	2:11	41.3		42.6	37.3
9/10/2024	2:16	42.6		45.9	36.6
9/10/2024	2:21	39.2		40.3	34.8
9/10/2024	2:26	41.6		42.7	36.9
9/10/2024	2:31	40.2	40.4	40.3	37.0
9/10/2024	2:36	39.4		41.0	35.1
9/10/2024	2:41	39.3		39.4	36.6
9/10/2024	2:46	41.4		42.7	37.2
9/10/2024	2:51	42.1		46.1	36.2
9/10/2024	2:56	39.1		39.5	34.8
9/10/2024	3:01	41.7	51.6	42.6	36.6
9/10/2024	3:06	39.6		39.7	36.7
9/10/2024	3:11	37.8		38.2	34.3
9/10/2024	3:16	39.0		40.6	35.0
9/10/2024	3:21	59.1		62.7	35.0
9/10/2024	3:26	39.7		42.8	33.7
9/10/2024	3:31	37.3	39.5	37.4	33.9
9/10/2024	3:36	36.3		37.3	33.9
9/10/2024	3:41	37.7		38.2	33.5
9/10/2024	3:46	37.4		37.5	34.0
9/10/2024	3:51	37.6		37.7	34.0
9/10/2024	3:56	44.3		49.9	33.2
9/10/2024	4:01	45.7	40.2	46.3	34.4
9/10/2024	4:06	40.4		41.2	34.5
9/10/2024	4:11	36.0		37.0	33.3
9/10/2024	4:16	34.7		35.3	33.5
9/10/2024	4:21	35.3		37.1	33.9
9/10/2024	4:26	36.8		42.6	33.6
9/10/2024	4:31	36.9	37.2	37.3	34.6
9/10/2024	4:36	36.4		36.6	34.5
9/10/2024	4:41	39.3		40.4	33.1
9/10/2024	4:46	36.8		37.3	32.5
9/10/2024	4:51	38.6		38.7	32.8
9/10/2024	4:56	33.0		33.5	32.1
9/10/2024	5:01	35.6	36.3	35.9	31.9
9/10/2024	5:06	34.7		37.9	32.0
9/10/2024	5:11	34.2		37.0	32.0
9/10/2024	5:16	38.6		40.0	32.2
9/10/2024	5:21	36.5		37.8	32.4
9/10/2024	5:26	36.6		37.5	35.0
9/10/2024	5:31	38.0	37.2	40.7	35.0
9/10/2024	5:36	37.5		41.0	34.8
9/10/2024	5:41	38.8		39.3	35.0
9/10/2024	5:46	36.6		40.2	34.5
9/10/2024	5:51	35.0		35.6	34.4
9/10/2024	5:56	36.1		37.7	34.5
9/10/2024	6:01	36.9	39.1	38.0	34.6
9/10/2024	6:06	37.4		38.4	34.5
9/10/2024	6:11	35.9		36.8	35.0
9/10/2024	6:16	37.1		38.0	34.7
9/10/2024	6:21	44.1		46.5	34.5
9/10/2024	6:26	35.5		35.9	34.6
9/10/2024	6:31	39.1	38.2	41.7	34.7
9/10/2024	6:36	36.3		36.5	34.8
9/10/2024	6:41	35.2		36.4	34.5
9/10/2024	6:46	42.3		42.5	35.0
9/10/2024	6:51	35.3		35.8	34.5
9/10/2024	6:56	35.8		37.3	34.0

Date	Start Time	Leq (5mins)	Leq (30mins)	L10 (5mins)	L90 (5mins)
10/10/2024	0:01	48.1	47.5	49.4	39.7
10/10/2024	0:06	48.2		52.0	41.1
10/10/2024	0:11	47.5		50.3	41.0
10/10/2024	0:16	47.9		51.2	38.3
10/10/2024	0:21	45.7		48.4	39.4
10/10/2024	0:26	47.3		50.0	38.1
10/10/2024	0:31	46.2	45.9	48.4	36.5
10/10/2024	0:36	46.0		49.9	38.9
10/10/2024	0:41	47.1		50.4	40.3
10/10/2024	0:46	46.8		49.8	38.2
10/10/2024	0:51	44.2		48.1	36.6
10/10/2024	0:56	44.5		48.3	38.0
10/10/2024	1:01	43.0	44.3	46.9	37.7
10/10/2024	1:06	43.9		48.4	35.1
10/10/2024	1:11	44.9		48.1	36.6
10/10/2024	1:16	42.4		46.6	36.2
10/10/2024	1:21	45.4		49.6	36.3
10/10/2024	1:26	45.4		48.4	35.4
10/10/2024	1:31	42.1	45.6	46.4	36.1
10/10/2024	1:36	46.7		49.4	37.4
10/10/2024	1:41	45.2		46.6	34.9
10/10/2024	1:46	45.2		50.2	36.7
10/10/2024	1:51	46.1		48.0	36.3
10/10/2024	1:56	47.0		49.2	36.8
10/10/2024	2:01	47.5	45.5	50.0	34.6
10/10/2024	2:06	43.4		48.1	36.0
10/10/2024	2:11	44.3		48.7	36.6
10/10/2024	2:16	44.4		47.8	36.9
10/10/2024	2:21	45.6		48.2	33.7
10/10/2024	2:26	46.5		48.7	36.4
10/10/2024	2:31	44.9	43.3	48.3	36.5
10/10/2024	2:36	43.5		47.3	33.6
10/10/2024	2:41	41.9		42.9	34.3
10/10/2024	2:46	43.1		47.5	35.9
10/10/2024	2:51	42.5		46.2	35.6
10/10/2024	2:56	43.0		46.2	34.1
10/10/2024	3:01	43.8	44.1	47.3	35.3
10/10/2024	3:06	41.3		44.1	35.8
10/10/2024	3:11	41.8		45.7	34.5
10/10/2024	3:16	47.6		51.2	33.9
10/10/2024	3:21	45.3		50.0	35.7
10/10/2024	3:26	40.3		43.4	33.3
10/10/2024	3:31	41.1	42.7	43.2	33.5
10/10/2024	3:36	42.3		43.7	33.2
10/10/2024	3:41	42.3		44.7	33.2
10/10/2024	3:46	44.8		47.3	34.0
10/10/2024	3:51	42.3		46.1	34.1
10/10/2024	3:56	42.4		45.6	33.1
10/10/2024	4:01	43.3	45.1	47.4	33.5
10/10/2024	4:06	48.4		49.3	47.7
10/10/2024	4:11	47.7		48.7	36.5
10/10/2024	4:16	42.2		45.5	33.3
10/10/2024	4:21	39.6		41.5	32.6
10/10/2024	4:26	42.5		45.7	33.2
10/10/2024	4:31	46.8	43.9	48.0	35.2
10/10/2024	4:36	39.7		42.2	35.0
10/10/2024	4:41	45.7		48.7	35.7
10/10/2024	4:46	44.7		44.9	44.0
10/10/2024	4:51	39.7		40.6	34.8
10/10/2024	4:56	41.1		42.7	34.9
10/10/2024	5:01	40.1	41.7	42.1	32.4
10/10/2024	5:06	41.6		45.4	33.1
10/10/2024	5:11	43.0		44.7	35.3
10/10/2024	5:16	42.8		46.4	35.2
10/10/2024	5:21	42.0		45.7	33.2
10/10/2024	5:26	39.9		42.1	34.8
10/10/2024	5:31	38.4	41.2	40.1	35.1
10/10/2024	5:36	41.5		43.6	35.2
10/10/2024	5:41	40.8		41.6	32.6
10/10/2024	5:46	39.7		41.1	35.1
10/10/2024	5:51	41.9		46.0	35.5
10/10/2024	5:56	43.1		46.8	34.1
10/10/2024	6:01	44.3	43.4	44.5	33.1
10/10/2024	6:06	44.2		49.0	35.2
10/10/2024	6:11	44.6		45.7	35.2
10/10/2024	6:16	42.5		44.0	33.2
10/10/2024	6:21	39.9		42.7	32.4
10/10/2024	6:26	43.2		47.0	35.6
10/10/2024	6:31	39.7	40.6	41.3	35.6
10/10/2024	6:36	42.1		42.9	33.9
10/10/2024	6:41	40.7		43.3	33.6
10/10/2024	6:46	41.6		44.6	36.0
10/10/2024	6:51	39.3		39.8	35.9
10/10/2024	6:56	39.4		42.7	34.0

8/10/2024	23:01	42.0	43.9	42.7	36.5
8/10/2024	23:06	44.3		47.3	37.6
8/10/2024	23:11	45.8		48.4	36.8
8/10/2024	23:16	42.6		43.1	34.6
8/10/2024	23:21	44.7		48.0	37.5
8/10/2024	23:26	42.7		45.2	37.4
8/10/2024	23:31	41.9	48.7	46.0	34.7
8/10/2024	23:36	43.1		43.3	36.8
8/10/2024	23:41	42.9		46.5	37.1
8/10/2024	23:46	45.4		46.8	36.6
8/10/2024	23:51	41.5		44.5	37.0
8/10/2024	23:52	55.3		58.1	52.5
		Mean	49.2		
		Maximum	52.0		
		Minimum	43.9		

9/10/2024	23:01	46.7	47.1	50.4	38.0
9/10/2024	23:06	44.6		48.5	36.5
9/10/2024	23:11	46.4		49.2	39.6
9/10/2024	23:16	47.2		50.4	40.6
9/10/2024	23:21	48.5		49.0	39.5
9/10/2024	23:26	47.9		49.3	41.0
9/10/2024	23:31	51.6	49.1	52.6	42.9
9/10/2024	23:36	47.7		51.7	40.1
9/10/2024	23:41	47.1		50.8	41.1
9/10/2024	23:46	52.1		55.6	44.0
9/10/2024	23:51	48.8		51.7	44.1
9/10/2024	0:00	0.0		0.0	0.0
		Mean	41.9		
		Maximum	51.6		
		Minimum	36.3		

10/10/2024	23:01	43.7	45.8	46.3	34.7
10/10/2024	23:06	44.9		47.4	35.2
10/10/2024	23:11	46.4		50.1	37.4
10/10/2024	23:16	45.1		49.7	35.7
10/10/2024	23:21	46.4		48.2	34.7
10/10/2024	23:26	47.3		51.4	36.9
10/10/2024	23:31	49.7	45.9	53.4	37.0
10/10/2024	23:36	44.9		48.3	35.0
10/10/2024	23:41	42.5		45.3	34.4
10/10/2024	23:46	44.9		48.3	35.4
10/10/2024	23:51	47.7		50.6	37.5
10/10/2024	0:00	0.0		0.0	0.0
		Mean	44.2		
		Maximum	47.5		
		Minimum	40.6		

Station: CM14

Date	Start Time	Leq (5mins)	Leq (30mins)	L10 (5mins)	L90 (5mins)
11/10/2024	0:01	44.4		47.5	36.4
11/10/2024	0:06	46.6		51.2	37.3
11/10/2024	0:11	44.3	46.1	48.9	36.6
11/10/2024	0:16	44.0		47.4	37.2
11/10/2024	0:21	46.7		50.3	38.0
11/10/2024	0:26	48.7		53.9	36.3
11/10/2024	0:31	43.8		47.2	35.4
11/10/2024	0:36	44.7		48.2	35.2
11/10/2024	0:41	43.2	44.2	47.6	35.6
11/10/2024	0:46	45.9		49.0	35.7
11/10/2024	0:51	44.2		47.3	35.3
11/10/2024	0:56	42.8		46.6	35.9
11/10/2024	1:01	45.8		48.9	38.1
11/10/2024	1:06	46.3		49.2	37.5
11/10/2024	1:11	47.3	46.3	49.6	41.4
11/10/2024	1:16	46.1		49.1	39.0
11/10/2024	1:21	45.5		48.4	39.6
11/10/2024	1:26	46.7		50.0	40.1
11/10/2024	1:31	45.0		47.4	38.6
11/10/2024	1:36	42.8		44.9	36.1
11/10/2024	1:41	45.1	45.0	47.0	36.3
11/10/2024	1:46	44.6		48.4	37.2
11/10/2024	1:51	45.7		49.3	37.8
11/10/2024	1:56	46.1		49.1	37.8
11/10/2024	2:01	44.9		48.0	38.1
11/10/2024	2:06	48.2		50.5	40.6
11/10/2024	2:11	49.6	46.5	50.1	40.5
11/10/2024	2:16	45.1		48.0	37.0
11/10/2024	2:21	43.1		46.4	36.8
11/10/2024	2:26	44.3		47.3	37.6
11/10/2024	2:31	46.6		55.1	37.6
11/10/2024	2:36	44.6		46.3	36.5
11/10/2024	2:41	42.2	44.5	45.5	36.9
11/10/2024	2:46	43.5		47.4	37.2
11/10/2024	2:51	44.7		48.2	36.0
11/10/2024	2:56	44.0		47.3	35.6
11/10/2024	3:01	43.4		46.3	36.5
11/10/2024	3:06	45.1		47.5	37.0
11/10/2024	3:11	42.9	44.4	46.0	35.9
11/10/2024	3:16	43.3		47.2	36.8
11/10/2024	3:21	44.8		47.4	37.1
11/10/2024	3:26	46.0		49.5	39.0
11/10/2024	3:31	40.7		44.7	38.0
11/10/2024	3:36	46.3		46.7	45.9
11/10/2024	3:41	46.5	45.9	46.7	46.3
11/10/2024	3:46	46.3		46.7	45.9
11/10/2024	3:51	46.1		46.5	45.7
11/10/2024	3:56	47.0		47.5	46.2
11/10/2024	4:01	46.5		47.4	45.8
11/10/2024	4:06	46.1		46.4	45.8
11/10/2024	4:11	47.3	46.7	47.8	46.6
11/10/2024	4:16	47.4		47.7	46.8
11/10/2024	4:21	46.5		46.9	46.1
11/10/2024	4:26	46.4		46.7	46.2
11/10/2024	4:31	46.6		46.8	46.3
11/10/2024	4:36	46.4		46.7	46.2
11/10/2024	4:41	46.6	46.8	46.8	46.3
11/10/2024	4:46	47.0		47.1	46.3
11/10/2024	4:51	47.3		49.0	46.2
11/10/2024	4:56	46.9		47.0	46.4
11/10/2024	5:01	47.4		48.2	46.6
11/10/2024	5:06	48.7		50.9	46.5
11/10/2024	5:11	47.9	47.4	48.6	46.3
11/10/2024	5:16	46.7		47.5	46.1
11/10/2024	5:21	47.2		48.5	45.9
11/10/2024	5:26	46.3		46.8	46.0
11/10/2024	5:31	46.0		46.4	45.6
11/10/2024	5:36	46.5		46.8	46.0
11/10/2024	5:41	46.9	46.9	47.4	46.4
11/10/2024	5:46	48.1		50.8	46.2
11/10/2024	5:51	46.7		47.2	46.1
11/10/2024	5:56	46.6		47.2	46.1
11/10/2024	6:01	47.4		48.4	46.1
11/10/2024	6:06	47.5		49.0	46.2
11/10/2024	6:11	47.1	47.6	47.8	46.1
11/10/2024	6:16	48.6		50.0	46.2
11/10/2024	6:21	47.2		48.5	46.0
11/10/2024	6:26	47.7		49.8	45.1
11/10/2024	6:31	46.5		48.1	45.2
11/10/2024	6:36	49.6		51.5	46.7
11/10/2024	6:41	55.8	53.5	57.1	45.5
11/10/2024	6:46	54.0		56.5	46.7
11/10/2024	6:51	54.7		56.6	45.9
11/10/2024	6:56	54.7		55.2	45.7

11/10/2024	23:01	48.8		49.7	47.8
11/10/2024	23:06	49.3		50.4	48.2
11/10/2024	23:11	48.9	49.0	49.9	48.0
11/10/2024	23:16	49.0		49.8	48.1
11/10/2024	23:21	48.9		49.8	47.9
11/10/2024	23:26	49.0		50.1	47.8
11/10/2024	23:31	49.0		49.9	48.2
11/10/2024	23:36	48.9		49.6	48.1
11/10/2024	23:41	48.9	48.2	49.7	48.0
11/10/2024	23:46	49.0		49.8	48.0
11/10/2024	23:51	49.1		49.6	48.2
11/10/2024	0:00	0.0		0.0	0.0
		Mean	46.8		
		Maximum	53.5		
		Minimum	44.2		

Date	Start Time	Leq (5mins)	Leq (30mins)	L10 (5mins)	L90 (5mins)
12/10/2024	0:01	49.5		50.4	48.6
12/10/2024	0:06	49.8		51.2	48.2
12/10/2024	0:11	48.8	48.6	50.8	46.6
12/10/2024	0:16	48.0		49.4	46.3
12/10/2024	0:21	48.1		51.0	46.4
12/10/2024	0:26	46.8		47.6	46.0
12/10/2024	0:31	46.5		47.2	45.9
12/10/2024	0:36	46.1		46.5	45.7
12/10/2024	0:41	46.6	46.4	47.0	45.8
12/10/2024	0:46	47.5		50.1	45.8
12/10/2024	0:51	45.9		46.3	45.5
12/10/2024	0:56	45.8		46.1	45.5
12/10/2024	1:01	46.2		47.1	45.7
12/10/2024	1:06	45.1		45.8	44.5
12/10/2024	1:11	44.9	45.2	45.2	44.6
12/10/2024	1:16	45.6		47.4	44.4
12/10/2024	1:21	44.6		45.9	43.5
12/10/2024	1:26	44.5		45.7	43.5
12/10/2024	1:31	43.5		44.2	42.3
12/10/2024	1:36	42.6		43.7	41.8
12/10/2024	1:41	43.9	43.7	45.8	42.2
12/10/2024	1:46	44.5		48.0	42.2
12/10/2024	1:51	42.2		42.9	41.4
12/10/2024	1:56	44.7		47.2	42.5
12/10/2024	2:01	43.4		44.4	42.5
12/10/2024	2:06	44.9		47.7	42.5
12/10/2024	2:11	42.9	43.5	43.3	42.0
12/10/2024	2:16	43.4		44.0	42.4
12/10/2024	2:21	42.8		43.5	42.1
12/10/2024	2:26	43.0		43.5	42.6
12/10/2024	2:31	43.3		43.9	42.4
12/10/2024	2:36	43.9		44.4	43.2
12/10/2024	2:41	44.3	43.7	44.5	43.3
12/10/2024	2:46	44.3		44.5	42.4
12/10/2024	2:51	43.3		44.8	42.2
12/10/2024	2:56	42.8		43.0	42.6
12/10/2024	3:01	42.5		42.9	42.1
12/10/2024	3:06	43.7		44.9	42.7
12/10/2024	3:11	45.2	44.1	45.3	42.8
12/10/2024	3:16	44.8		48.1	42.5
12/10/2024	3:21	44.0		44.7	43.1
12/10/2024	3:26	43.6		44.3	42.8
12/10/2024	3:31	43.5		44.5	42.1
12/10/2024	3:36	43.5		44.3	42.6
12/10/2024	3:41	42.7	43.2	43.2	42.2
12/10/2024	3:46	42.3		42.8	41.8
12/10/2024	3:51	42.9		43.9	42.2
12/10/2024	3:56	44.2		47.2	41.7
12/10/2024	4:01	43.6		44.9	41.9
12/10/2024	4:06	42.5		43.0	42.0
12/10/2024	4:11	42.4	42.7	43.0	41.8
12/10/2024	4:16	42.6		42.8	42.1
12/10/2024	4:21	43.2		44.8	42.1
12/10/2024	4:26	41.7		42.0	41.4
12/10/2024	4:31	41.3		41.5	41.0
12/10/2024	4:36	42.4		43.9	41.0
12/10/2024	4:41	49.4	44.4	49.8	41.7
12/10/2024	4:46	41.3		42.1	40.6
12/10/2024	4:51	43.3		45.8	41.4
12/10/2024	4:56	41.5		41.8	41.0
12/10/2024	5:01	41.0		41.3	40.6
12/10/2024	5:06	41.4		41.6	40.8
12/10/2024	5:11	43.3	41.9	45.1	41.8
12/10/2024	5:16	41.7		44.0	40.0
12/10/2024	5:21	41.3		41.9	40.2
12/10/2024	5:26	42.3		44.2	41.3
12/10/2024	5:31	41.5		42.0	40.8
12/10/2024	5:36	41.2		41.7	40.8
12/10/2024	5:41	41.5	41.5	42.1	40.7
12/10/2024	5:46	41.6		42.2	40.8
12/10/2024	5:51	42.2		42.5	41.7
12/10/2024	5:56	41.2		42.2	40.6
12/10/2024	6:01	41.6		42.1	41.1
12/10/2024	6:06	41.7		42.2	40.9
12/10/2024	6:11	41.9	42.1	42.4	41.3
12/10/2024	6:16	42.2		42.6	41.9
12/10/2024	6:21	42.4		42.7	42.0
12/10/2024	6:26	42.5		42.7	42.2
12/10/2024	6:31	42.5		43.0	42.0
12/10/2024	6:36	42.1		42.4	41.8
12/10/2024	6:41	42.4	42.3	42.8	42.2
12/10/2024	6:46	41.8		42.3	41.3
12/10/2024	6:51	42.4		42.8	41.8
12/10/2024	6:56	42.7		43.0	42.4

12/10/2024	23:01	52.2		53.4	50.4
12/10/2024	23:06	52.5		53.5	51.3
12/10/2024	23:11	52.1	52.1	53.0	51.0
12/10/2024	23:16	51.9		52.9	50.9
12/10/2024	23:21	51.9		52.9	50.7
12/10/2024	23:26	51.9		53.0	50.6
12/10/2024	23:31	51.9		52.9	50.9
12/10/2024	23:36	52.0		53.2	50.9
12/10/2024	23:41	54.3	51.8	57.1	50.2
12/10/2024	23:46	51.6		52.7	50.4
12/10/2024	23:51	52.5		54.3	50.6
12/10/2024	0:00	0.0		0.0	0.0
		Mean	44.8		
		Maximum	52.1		
		Minimum	41.5		

Date	Start Time	Leq (5mins)	Leq (30mins)	L10 (5mins)	L90 (5mins)
13/10/2024	0:01	54.9		57.5	51.9
13/10/2024	0:06	52.1		52.8	51.4
13/10/2024	0:11	52.7	52.9	53.8	51.7
13/10/2024	0:16	53.1		54.4	51.6
13/10/2024	0:21	52.4		54.2	50.3
13/10/2024	0:26	51.3		52.6	50.0
13/10/2024	0:31	51.2		52.0	50.3
13/10/2024	0:36	52.8		54.3	50.5
13/10/2024	0:41	51.6	51.2	52.4	50.4
13/10/2024	0:46	50.6		52.0	49.3
13/10/2024	0:51	49.9		51.0	48.5
13/10/2024	0:56	50.3		51.2	49.0
13/10/2024	1:01	50.4		51.6	49.2
13/10/2024	1:06	48.5		49.4	47.6
13/10/2024	1:11	49.0	51.4	51.7	47.3
13/10/2024	1:16	52.1		52.9	51.2
13/10/2024	1:21	54.5		60.7	49.5
13/10/2024	1:26	51.1		52.3	49.1
13/10/2024	1:31	50.7		53.1	49.0
13/10/2024	1:36	49.6		50.2	49.0
13/10/2024	1:41	50.7	50.2	52.1	49.2
13/10/2024	1:46	50.7		51.8	49.5
13/10/2024	1:51	49.7		50.6	48.8
13/10/2024	1:56	49.3		50.2	48.4
13/10/2024	2:01	52.6		52.7	48.8
13/10/2024	2:06	49.4		50.3	48.3
13/10/2024	2:11	49.5	50.5	50.2	48.8
13/10/2024	2:16	50.0		50.7	49.1
13/10/2024	2:21	50.3		51.8	48.8
13/10/2024	2:26	50.1		51.2	49.0
13/10/2024	2:31	50.4		51.3	49.3
13/10/2024	2:36	49.9		50.5	49.4
13/10/2024	2:41	49.7	50.0	50.2	49.3
13/10/2024	2:46	49.7		50.1	49.1
13/10/2024	2:51	50.1		50.3	49.3
13/10/2024	2:56	50.0		50.4	49.5
13/10/2024	3:01	49.9		50.7	49.3
13/10/2024	3:06	49.6		50.8	48.7
13/10/2024	3:11	48.9	49.7	49.4	48.4
13/10/2024	3:16	49.7		50.2	49.0
13/10/2024	3:21	47.8		50.8	44.2
13/10/2024	3:26	51.6		52.7	50.5
13/10/2024	3:31	52.0		53.6	50.3
13/10/2024	3:36	49.7		50.8	48.4
13/10/2024	3:41	55.1	51.6	55.6	48.7
13/10/2024	3:46	51.1		52.3	49.0
13/10/2024	3:51	48.6		49.7	47.7
13/10/2024	3:56	49.7		50.1	48.1
13/10/2024	4:01	49.6		50.5	48.7
13/10/2024	4:06	48.8		49.7	47.7
13/10/2024	4:11	49.0	49.0	49.6	48.1
13/10/2024	4:16	48.6		49.7	47.5
13/10/2024	4:21	49.0		50.2	47.7
13/10/2024	4:26	48.9		49.7	47.8
13/10/2024	4:31	48.7		49.1	48.1
13/10/2024	4:36	48.4		49.4	47.5
13/10/2024	4:41	48.3	48.9	48.9	47.6
13/10/2024	4:46	49.3		50.9	47.8
13/10/2024	4:51	48.7		49.4	47.7
13/10/2024	4:56	49.8		50.8	48.6
13/10/2024	5:01	49.1		49.7	48.2
13/10/2024	5:06	48.9		49.4	48.3
13/10/2024	5:11	48.9	48.6	49.8	47.9
13/10/2024	5:16	48.3		49.1	47.5
13/10/2024	5:21	47.7		48.2	47.2
13/10/2024	5:26	48.4		48.9	47.8
13/10/2024	5:31	48.8		49.6	47.9
13/10/2024	5:36	48.8		49.4	48.3
13/10/2024	5:41	48.4	48.3	49.0	47.8
13/10/2024	5:46	48.2		49.0	47.5
13/10/2024	5:51	47.8		48.5	47.0
13/10/2024	5:56	47.8		48.6	47.0
13/10/2024	6:01	48.5		49.8	47.1
13/10/2024	6:06	48.3		49.4	47.2
13/10/2024	6:11	48.1	48.3	48.9	47.3
13/10/2024	6:16	48.6		50.2	47.4
13/10/2024	6:21	48.3		49.3	47.0
13/10/2024	6:26	48.0		49.5	47.1
13/10/2024	6:31	48.2		48.8	47.4
13/10/2024	6:36	47.5		48.2	46.6
13/10/2024	6:41	46.7	47.2	47.0	46.4
13/10/2024	6:46	46.0		46.2	45.8
13/10/2024	6:51	47.0		47.4	45.8
13/10/2024	6:56	47.3		47.6	46.4

13/10/2024	23:01	50.0		51.1	49.0
13/10/2024	23:06	49.4		50.2	48.5
13/10/2024	23:11	50.4	50.1	51.3	49.2
13/10/2024	23:16	49.7		50.8	48.8
13/10/2024	23:21	51.1		52.8	49.0
13/10/2024	23:26	49.5		50.7	48.4
13/10/2024	23:31	52.8		54.1	49.2
13/10/2024	23:36	49.8		50.5	48.7
13/10/2024	23:41	49.4	49.7	50.4	48.5
13/10/2024	23:46	49.8		50.4	48.9
13/10/2024	23:51	49.5		50.3	48.6
13/10/2024	0:00	0.0		0.0	0.0
		Mean	49.8		
		Maximum	52.9		
		Minimum	47.2		

Station: CM14

Date	Start Time	Leq (5mins)	Leq (30mins)	L10 (5mins)	L90 (5mins)
14/10/2024	0:01	52.7		54.2	48.6
14/10/2024	0:06	52.6		55.3	49.1
14/10/2024	0:11	49.3	50.9	50.0	48.3
14/10/2024	0:16	49.4		50.4	48.4
14/10/2024	0:21	49.1		49.9	48.2
14/10/2024	0:26	50.5		51.4	49.4
14/10/2024	0:31	51.1		52.1	49.9
14/10/2024	0:36	52.0		53.1	50.8
14/10/2024	0:41	51.7	52.0	52.7	50.6
14/10/2024	0:46	51.5		52.5	50.4
14/10/2024	0:51	52.0		53.2	50.7
14/10/2024	0:56	53.2		54.2	51.2
14/10/2024	1:01	52.0		53.1	50.9
14/10/2024	1:06	52.9		54.1	51.7
14/10/2024	1:11	52.4	53.9	53.4	51.4
14/10/2024	1:16	52.5		53.4	51.5
14/10/2024	1:21	53.2		54.9	51.2
14/10/2024	1:26	57.4		58.1	51.0
14/10/2024	1:31	52.1		53.1	51.2
14/10/2024	1:36	52.0		52.8	51.1
14/10/2024	1:41	52.9	52.2	54.4	51.3
14/10/2024	1:46	53.4		55.1	50.9
14/10/2024	1:51	51.1		52.1	50.0
14/10/2024	1:56	51.3		52.7	50.0
14/10/2024	2:01	51.7		52.9	50.2
14/10/2024	2:06	51.8		52.9	50.5
14/10/2024	2:11	50.8	51.9	51.8	49.1
14/10/2024	2:16	53.3		54.9	50.6
14/10/2024	2:21	51.8		53.1	49.9
14/10/2024	2:26	51.7		53.4	49.5
14/10/2024	2:31	57.3		60.6	51.5
14/10/2024	2:36	53.4		55.1	50.4
14/10/2024	2:41	53.3	55.5	53.7	50.1
14/10/2024	2:46	57.0		59.8	50.9
14/10/2024	2:51	57.0		61.0	50.4
14/10/2024	2:56	52.0		54.3	49.4
14/10/2024	3:01	51.2		52.8	49.7
14/10/2024	3:06	51.1		52.3	49.7
14/10/2024	3:11	51.1	52.1	52.7	49.4
14/10/2024	3:16	52.3		54.4	50.0
14/10/2024	3:21	52.5		54.0	50.8
14/10/2024	3:26	53.7		56.4	50.9
14/10/2024	3:31	52.4		53.8	50.7
14/10/2024	3:36	58.0		59.3	56.3
14/10/2024	3:41	61.5	58.6	63.2	58.0
14/10/2024	3:46	58.0		59.7	55.6
14/10/2024	3:51	57.7		58.9	55.9
14/10/2024	3:56	59.4		62.9	54.4
14/10/2024	4:01	61.3		63.9	55.1
14/10/2024	4:06	56.0		57.9	54.5
14/10/2024	4:11	53.7	60.3	55.2	52.2
14/10/2024	4:16	60.6		63.5	52.5
14/10/2024	4:21	62.3		64.3	60.6
14/10/2024	4:26	61.9		62.9	60.4
14/10/2024	4:31	58.5		61.1	55.5
14/10/2024	4:36	57.2		58.2	54.6
14/10/2024	4:41	55.7	56.6	57.3	52.8
14/10/2024	4:46	52.7		53.4	51.8
14/10/2024	4:51	58.3		60.8	55.7
14/10/2024	4:56	54.4		56.5	52.5
14/10/2024	5:01	52.6		53.3	51.8
14/10/2024	5:06	52.9		54.1	51.4
14/10/2024	5:11	54.5	53.6	56.6	52.0
14/10/2024	5:16	54.8		57.0	51.1
14/10/2024	5:21	54.4		57.2	50.9
14/10/2024	5:26	51.5		52.3	50.6
14/10/2024	5:31	52.2		53.5	50.9
14/10/2024	5:36	53.9		56.4	51.4
14/10/2024	5:41	58.6	56.4	60.2	56.9
14/10/2024	5:46	57.7		59.3	56.1
14/10/2024	5:51	57.7		59.2	55.8
14/10/2024	5:56	54.9		56.1	53.8
14/10/2024	6:01	53.4		54.4	52.2
14/10/2024	6:06	53.7		54.6	52.5
14/10/2024	6:11	54.6	53.8	55.8	53.4
14/10/2024	6:16	56.0		58.0	53.5
14/10/2024	6:21	51.9		53.0	50.7
14/10/2024	6:26	51.8		52.7	50.5
14/10/2024	6:31	57.1		58.5	54.3
14/10/2024	6:36	57.2		58.4	55.7
14/10/2024	6:41	56.3	56.3	57.6	54.8
14/10/2024	6:46	56.3		58.8	54.6
14/10/2024	6:51	55.5		56.5	54.1
14/10/2024	6:56	55.1		56.0	53.7

14/10/2024	23:01	44.5		49.3	36.2
14/10/2024	23:06	39.7		42.2	35.5
14/10/2024	23:11	42.7	42.8	45.7	36.0
14/10/2024	23:16	41.7		42.8	35.7
14/10/2024	23:21	45.5		47.1	36.2
14/10/2024	23:26	39.6		41.4	35.8
14/10/2024	23:31	42.7		47.4	36.4
14/10/2024	23:36	42.3		46.1	36.1
14/10/2024	23:41	41.4	40.7	44.5	35.9
14/10/2024	23:46	40.7		43.2	35.8
14/10/2024	23:51	39.9		41.8	36.0
14/10/2024	0:00	0.0		0.0	0.0
		Mean	53.0		
		Maximum	60.3		
		Minimum	40.7		

Date	Start Time	Leq (5mins)	Leq (30mins)	L10 (5mins)	L90 (5mins)
15/10/2024	0:01	43.4		45.1	36.2
15/10/2024	0:06	43.0		45.0	35.4
15/10/2024	0:11	46.3	42.9	49.6	36.8
15/10/2024	0:16	39.6		40.3	35.6
15/10/2024	0:21	39.5		39.7	36.1
15/10/2024	0:26	41.8		44.2	35.9
15/10/2024	0:31	43.4		46.0	36.0
15/10/2024	0:36	39.6		41.7	35.8
15/10/2024	0:41	42.1	41.8	43.2	36.1
15/10/2024	0:46	42.2		44.6	35.9
15/10/2024	0:51	42.2		44.1	36.0
15/10/2024	0:56	40.3		40.5	36.0
15/10/2024	1:01	39.0		40.1	36.0
15/10/2024	1:06	42.4		45.4	36.0
15/10/2024	1:11	41.6	41.7	42.5	36.0
15/10/2024	1:16	38.5		38.6	35.6
15/10/2024	1:21	44.2		47.1	35.6
15/10/2024	1:26	41.8		42.6	35.3
15/10/2024	1:31	38.2		39.3	35.4
15/10/2024	1:36	41.6		44.3	35.7
15/10/2024	1:41	40.7	40.9	42.2	35.8
15/10/2024	1:46	39.6		40.6	35.6
15/10/2024	1:51	43.1		44.3	35.4
15/10/2024	1:56	40.3		40.8	35.1
15/10/2024	2:01	37.7		39.8	35.0
15/10/2024	2:06	41.9		43.3	35.1
15/10/2024	2:11	42.6	40.8	46.0	34.6
15/10/2024	2:16	41.7		45.1	34.7
15/10/2024	2:21	40.7		41.8	34.7
15/10/2024	2:26	37.6		37.8	34.6
15/10/2024	2:31	36.9		38.2	34.3
15/10/2024	2:36	40.2		41.3	34.4
15/10/2024	2:41	41.9	39.6	44.3	34.7
15/10/2024	2:46	38.3		38.6	34.5
15/10/2024	2:51	39.1		41.3	34.9
15/10/2024	2:56	39.4		40.0	34.1
15/10/2024	3:01	39.5		40.1	34.4
15/10/2024	3:06	37.8		38.9	34.8
15/10/2024	3:11	41.6	39.1	41.7	34.3
15/10/2024	3:16	38.1		39.1	34.3
15/10/2024	3:21	36.9		37.6	34.4
15/10/2024	3:26	39.3		39.5	34.6
15/10/2024	3:31	35.5		36.1	33.7
15/10/2024	3:36	35.0		39.2	33.3
15/10/2024	3:41	41.2	40.7	42.3	33.6
15/10/2024	3:46	44.4		46.4	33.7
15/10/2024	3:51	37.2		40.0	33.7
15/10/2024	3:56	42.5		45.0	33.9
15/10/2024	4:01	38.9		39.9	33.6
15/10/2024	4:06	37.6		38.0	33.8
15/10/2024	4:11	38.4	38.8	38.7	33.7
15/10/2024	4:16	34.4		35.1	33.6
15/10/2024	4:21	39.5		43.7	33.9
15/10/2024	4:26	41.2		41.3	34.1
15/10/2024	4:31	37.6		38.7	33.6
15/10/2024	4:36	36.1		36.2	33.8
15/10/2024	4:41	37.5	37.6	38.4	33.7
15/10/2024	4:46	37.8		38.8	33.8
15/10/2024	4:51	39.2		39.4	33.6
15/10/2024	4:56	36.6		36.9	33.9
15/10/2024	5:01	36.1		36.2	33.9
15/10/2024	5:06	36.1		37.6	33.6
15/10/2024	5:11	36.1	36.5	37.5	33.6
15/10/2024	5:16	37.0		37.6	33.9
15/10/2024	5:21	36.6		37.3	34.0
15/10/2024	5:26	36.9		37.4	33.9
15/10/2024	5:31	36.4		36.9	33.5
15/10/2024	5:36	38.6		39.4	33.9
15/10/2024	5:41	39.1	37.9	39.7	34.1
15/10/2024	5:46	37.4		39.6	33.8
15/10/2024	5:51	38.9		40.4	33.8
15/10/2024	5:56	35.8		36.4	33.7
15/10/2024	6:01	35.2		37.0	33.4
15/10/2024	6:06	36.0		36.7	34.3
15/10/2024	6:11	34.4	35.9	35.0	33.9
15/10/2024	6:16	34.7		35.7	34.0
15/10/2024	6:21	38.0		38.6	33.7
15/10/2024	6:26	35.8		37.7	34.1
15/10/2024	6:31	36.3		37.7	33.8
15/10/2024	6:36	37.3		38.8	34.1
15/10/2024	6:41	36.4	36.4	38.7	33.7
15/10/2024	6:46	35.0		35.7	34.1
15/10/2024	6:51	35.3		35.4	33.7
15/10/2024	6:56	37.3		38.2	34.1

15/10/2024	23:01	47.7		50.6	43.1
15/10/2024	23:06	49.3		52.4	44.2
15/10/2024	23:11	52.1	49.9	54.0	47.0
15/10/2024	23:16	51.3		54.0	44.3
15/10/2024	23:21	49.5		52.7	42.8
15/10/2024	23:26	47.6		50.9	41.6
15/10/2024	23:31	45.2		48.2	40.7
15/10/2024	23:36	45.7		49.4	39.5
15/10/2024	23:41	46.6	45.3	50.2	39.7
15/10/2024	23:46	46.6		49.9	40.2
15/10/2024	23:51	46.4		49.3	41.0
0/01/1900	0:00	0.0		0.0	0.0
		Mean	40.4		
		Maximum	49.9		
		Minimum	35.9		

Date	Start Time	Leq (5mins)	Leq (30mins)	L10 (5mins)	L90 (5mins)
16/10/2024	0:01	46.5		49.6	40.7
16/10/2024	0:06	48.1		51.3	42.3
16/10/2024	0:11	47.8	48.2	51.3	41.6
16/10/2024	0:16	47.9		52.2	40.2
16/10/2024	0:21	48.0		51.3	42.2
16/10/2024	0:26	50.0		53.6	43.4
16/10/2024	0:31	48.5		52.3	40.2
16/10/2024	0:36	50.2		54.4	41.3
16/10/2024	0:41	45.9	48.0	49.4	39.7
16/10/2024	0:46	45.4		49.8	39.1
16/10/2024	0:51	48.9		50.7	39.4
16/10/2024	0:56	47.2		51.1	40.1
16/10/2024	1:01	46.2		49.5	40.0
16/10/2024	1:06	47.0		50.2	38.3
16/10/2024	1:11	44.3	46.2	48.1	39.0
16/10/2024	1:16	44.7		48.3	38.8
16/10/2024	1:21	47.6		49.8	37.7
16/10/2024	1:26	46.5		49.5	39.4
16/10/2024	1:31	49.9		51.1	38.5
16/10/2024	1:36	46.4		50.5	38.4
16/10/2024	1:41	47.6	47.1	51.1	38.6
16/10/2024	1:46	45.0		48.5	39.0
16/10/2024	1:51	46.4		49.0	39.1
16/10/2024	1:56	45.2		48.7	38.5
16/10/2024	2:01	45.2		48.6	38.4
16/10/2024	2:06	46.8		48.8	37.6
16/10/2024	2:11	45.8	45.5	48.1	37.3
16/10/2024	2:16	43.6		46.4	38.2
16/10/2024	2:21	44.9		47.8	37.5
16/10/2024	2:26	45.9		50.2	38.3
16/10/2024	2:31	44.1		48.7	37.6
16/10/2024	2:36	45.0		48.9	37.5
16/10/2024	2:41	47.4	45.2	49.3	37.1
16/10/2024	2:46	43.2		46.9	36.8
16/10/2024	2:51	44.9		46.9	36.4
16/10/2024	2:56	45.1		49.4	37.1
16/10/2024	3:01	50.9		54.2	39.2
16/10/2024	3:06	50.6		51.0	49.9
16/10/2024	3:11	45.3	47.8	48.7	36.8
16/10/2024	3:16	45.2		46.0	36.9
16/10/2024	3:21	44.6		48.7	37.0
16/10/2024	3:26	43.8		46.3	36.9
16/10/2024	3:31	46.6		47.6	36.9
16/10/2024	3:36	46.4		50.1	36.5
16/10/2024	3:41	44.6	45.5	48.0	36.7
16/10/2024	3:46	46.7		47.1	36.2
16/10/2024	3:51	44.7		48.9	36.7
16/10/2024	3:56	42.4		43.3	36.3
16/10/2024	4:01	42.2		46.7	36.6
16/10/2024	4:06	44.9		50.0	37.4
16/10/2024	4:11	44.1	44.1	47.9	37.5
16/10/2024	4:16	44.3		48.5	37.0
16/10/2024	4:21	45.4		50.0	37.5
16/10/2024	4:26	43.2		46.4	36.6
16/10/2024	4:31	44.9		47.6	37.3
16/10/2024	4:36	43.2		45.4	37.0
16/10/2024	4:41	44.6	44.6	47.1	37.1
16/10/2024	4:46	46.1		49.5	37.4
16/10/2024	4:51	45.4		47.3	36.7
16/10/2024	4:56	41.8		43.3	36.4
16/10/2024	5:01	43.3		46.6	36.1
16/10/2024	5:06	43.4		44.4	35.8
16/10/2024	5:11	42.3	43.2	44.4	36.3
16/10/2024	5:16	43.9		46.8	36.2
16/10/2024	5:21	43.6		45.7	35.6
16/10/2024	5:26	42.2		44.7	35.6
16/10/2024	5:31	41.1		41.2	36.4
16/10/2024	5:36	42.0		45.2	36.2
16/10/2024	5:41	44.0	42.4	48.3	36.7
16/10/2024	5:46	42.7		44.2	36.6
16/10/2024	5:51	41.9		44.0	36.8
16/10/2024	5:56	42.3		44.0	36.5
16/10/2024	6:01	42.9		43.5	36.3
16/10/2024	6:06	41.9		45.3	36.5
16/10/2024	6:11	45.3	43.4	46.1	36.8
16/10/2024	6:16	44.6		49.2	37.3
16/10/2024	6:21	41.4		43.2	37.2
16/10/2024	6:26	43.2		45.0	37.1
16/10/2024	6:31	44.1		45.4	37.3
16/10/2024	6:36	43.2		46.0	37.1
16/10/2024	6:41	43.5	43.6	48.0	37.1
16/10/2024	6:46	42.2		43.6	37.1
16/10/2024	6:51	44.4		48.3	37.4
16/10/2024	6:56	43.6		45.7	37.1
		Mean	45.3		
		Maximum	48.2		
		Minimum	42.4		

Summary of Noise Monitoring Results during 23:00 - 07:00 on the next day at CM14	
	Leq (30mins)
Mean	47.8
Maximum	60.3
Minimum	35.9

Appendix 3-2-11 Baseline Noise Monitoring Data at CM15a

Station: CM15a

Date	Start Time	Leq (5mins)	Leq (30mins)	L10 (5mins)	L90 (5mins)
13/09/2024	14:33	68.5	67.8	70.0	54.5
13/09/2024	14:38	67.5		72.0	48.2
13/09/2024	14:43	67.6		70.9	48.7
13/09/2024	14:48	68.4		72.1	48.9
13/09/2024	14:53	67.0		72.0	49.4
13/09/2024	14:58	67.8		72.3	49.9
13/09/2024	15:03	66.9	67.0	70.9	48.8
13/09/2024	15:08	66.0		70.3	47.8
13/09/2024	15:13	66.0		70.9	49.2
13/09/2024	15:18	66.7		70.8	48.3
13/09/2024	15:23	67.7		70.8	50.9
13/09/2024	15:28	68.0		70.9	50.0
13/09/2024	15:33	69.8	68.1	74.0	53.0
13/09/2024	15:38	67.8		70.7	47.9
13/09/2024	15:43	68.6		73.0	50.3
13/09/2024	15:48	67.5		71.3	48.2
13/09/2024	15:53	68.0		72.2	51.7
13/09/2024	15:58	65.5		69.8	48.4
13/09/2024	16:03	66.9	67.0	70.2	47.8
13/09/2024	16:08	68.6		73.7	49.9
13/09/2024	16:13	67.4		72.4	48.7
13/09/2024	16:18	66.1		70.6	48.7
13/09/2024	16:23	67.0		71.5	51.4
13/09/2024	16:28	65.5		70.1	48.6
13/09/2024	16:33	68.5	68.2	72.5	48.9
13/09/2024	16:38	68.0		73.3	47.8
13/09/2024	16:43	66.4		70.9	51.1
13/09/2024	16:48	67.5		72.3	50.1
13/09/2024	16:53	70.5		73.8	50.7
13/09/2024	16:58	67.0		71.5	50.0
13/09/2024	17:03	72.5	69.2	75.2	48.4
13/09/2024	17:08	66.2		70.9	50.2
13/09/2024	17:13	67.6		71.5	56.2
13/09/2024	17:18	68.7		71.5	52.3
13/09/2024	17:23	69.2		72.8	48.4
13/09/2024	17:28	68.0		73.0	48.1
13/09/2024	17:33	67.9	67.9	71.7	49.6
13/09/2024	17:38	69.2		72.7	50.6
13/09/2024	17:43	67.9		73.2	50.4
13/09/2024	17:48	67.0		71.4	50.7
13/09/2024	17:53	67.8		72.1	50.2
13/09/2024	17:58	66.9		71.4	48.6
13/09/2024	18:03	67.6	67.3	71.8	49.3
13/09/2024	18:08	66.6		71.7	46.7
13/09/2024	18:13	66.9		71.3	47.3
13/09/2024	18:18	67.9		70.9	49.5
13/09/2024	18:23	68.5		71.5	47.2
13/09/2024	18:28	65.9		70.4	46.8
13/09/2024	18:33	67.9	67.4	71.8	49.3
13/09/2024	18:38	68.0		72.2	50.3
13/09/2024	18:43	65.7		70.5	45.8
13/09/2024	18:48	68.0		72.5	47.4
13/09/2024	18:53	66.9		71.6	46.6
13/09/2024	18:58	67.7		69.2	44.6
		Mean	67.8		
		Maximum	69.2		
		Minimum	67.0		

Date	Start Time	Leq (5mins)	Leq (30mins)	L10 (5mins)	L90 (5mins)
14/09/2024	7:03	63.0	66.1	65.1	43.9
14/09/2024	7:08	67.8		70.3	44.1
14/09/2024	7:13	64.3		66.5	44.2
14/09/2024	7:18	65.4		69.0	44.7
14/09/2024	7:23	68.6		71.2	45.8
14/09/2024	7:28	64.9		68.6	46.0
14/09/2024	7:33	64.0	64.9	68.3	46.1
14/09/2024	7:38	65.3		68.8	45.1
14/09/2024	7:43	64.8		69.2	47.1
14/09/2024	7:48	64.7		68.8	47.9
14/09/2024	7:53	66.5		70.3	45.2
14/09/2024	7:58	63.8		67.4	45.1
14/09/2024	8:03	64.7	66.7	68.8	46.0
14/09/2024	8:08	64.9		68.8	46.3
14/09/2024	8:13	70.2		74.2	50.5
14/09/2024	8:18	65.9		68.6	48.0
14/09/2024	8:23	65.0		68.8	48.2
14/09/2024	8:28	66.8		71.0	49.9
14/09/2024	8:33	67.3	67.1	72.3	53.0
14/09/2024	8:38	65.6		69.6	49.0
14/09/2024	8:43	67.4		70.3	49.8
14/09/2024	8:48	68.3		72.1	52.0
14/09/2024	8:53	66.5		71.3	47.6
14/09/2024	8:58	66.9		71.8	49.5
14/09/2024	9:03	66.2	66.4	70.9	47.1
14/09/2024	9:08	67.1		71.4	50.3
14/09/2024	9:13	68.1		70.7	48.5
14/09/2024	9:18	64.7		69.2	48.5
14/09/2024	9:23	66.5		70.5	50.1
14/09/2024	9:28	64.7		68.5	55.0
14/09/2024	9:33	65.5	67.2	68.2	49.0
14/09/2024	9:38	69.6		72.4	53.2
14/09/2024	9:43	64.0		68.7	48.0
14/09/2024	9:48	67.7		72.4	51.0
14/09/2024	9:53	67.6		71.0	48.6
14/09/2024	9:58	66.5		69.6	47.2
14/09/2024	10:03	67.2	67.0	72.1	48.8
14/09/2024	10:08	66.2		68.0	48.1
14/09/2024	10:13	67.2		72.0	48.5
14/09/2024	10:18	66.1		69.9	48.5
14/09/2024	10:23	67.6		72.1	48.9
14/09/2024	10:28	67.3		72.1	50.7
14/09/2024	10:33	66.3	67.8	70.7	48.2
14/09/2024	10:38	67.6		71.9	50.9
14/09/2024	10:43	66.4		69.5	49.2
14/09/2024	10:48	69.1		70.3	49.8
14/09/2024	10:53	67.0		70.9	49.7
14/09/2024	10:58	69.3		72.2	47.3
14/09/2024	11:03	67.1	67.6	71.5	50.0
14/09/2024	11:08	64.9		69.4	48.4
14/09/2024	11:13	65.7		70.5	48.6
14/09/2024	11:18	68.9		71.7	46.1
14/09/2024	11:23	69.0		70.9	46.1
14/09/2024	11:28	68.4		72.3	48.1
14/09/2024	11:33	68.6	67.4	72.6	47.9
14/09/2024	11:38	67.5		71.9	48.6
14/09/2024	11:43	66.6		69.8	47.8
14/09/2024	11:48	65.8		70.7	48.4
14/09/2024	11:53	67.0		72.1	49.1
14/09/2024	11:58	68.1		72.8	47.5
14/09/2024	12:03	66.5	66.4	70.6	52.2
14/09/2024	12:08	64.7		69.2	50.8
14/09/2024	12:13	67.3		72.2	50.6
14/09/2024	12:18	66.8		70.5	49.3
14/09/2024	12:23	64.5		69.4	51.2
14/09/2024	12:28	67.6		69.5	52.0
14/09/2024	12:33	65.6	67.0	70.9	49.5
14/09/2024	12:38	67.9		70.9	48.4
14/09/2024	12:43	67.5		72.7	47.6
14/09/2024	12:48	65.7		71.0	46.9
14/09/2024	12:53	67.3		71.6	46.3
14/09/2024	12:58	67.5		71.9	50.0
14/09/2024	13:03	66.7	66.9	71.4	49.3
14/09/2024	13:08	66.9		71.1	54.9
14/09/2024	13:13	68.3		73.6	49.6
14/09/2024	13:18	65.8		70.7	49.3
14/09/2024	13:23	65.8		70.7	47.5
14/09/2024	13:28	67.1		71.6	52.3
14/09/2024	13:33	66.5	68.5	70.3	48.5
14/09/2024	13:38	66.6		71.0	50.0
14/09/2024	13:43	66.6		71.6	50.4
14/09/2024	13:48	71.7		72.8	48.6
14/09/2024	13:53	65.7		70.1	48.4
14/09/2024	13:58	70.3		71.8	53.1
14/09/2024	14:03	71.8	68.3	72.4	55.0
14/09/2024	14:08	68.6		69.8	50.9
14/09/2024	14:13	65.1		69.3	47.2
14/09/2024	14:18	65.2		69.4	47.4
14/09/2024	14:23	67.7		72.7	52.2
14/09/2024	14:28	67.7		71.7	51.0
14/09/2024	14:33	68.3	67.8	71.2	47.3
14/09/2024	14:38	67.3		71.9	47.4
14/09/2024	14:43	68.1		72.0	48.2
14/09/2024	14:48	67.4		71.8	49.7
14/09/2024	14:53	67.7		71.5	48.7
14/09/2024	14:58	67.7		72.3	48.2
14/09/2024	15:03	66.3	67.6	70.8	46.6
14/09/2024	15:08	66.8		71.3	48.0
14/09/2024	15:13	68.1		72.2	50.3
14/09/2024	15:18	68.0		72.0	47.9
14/09/2024	15:23	69.6		72.3	46.7
14/09/2024	15:28	65.8		70.1	46.5
14/09/2024	15:33	66.9	67.8	70.8	48.7
14/09/2024	15:38	66.8		71.7	47.3
14/09/2024	15:43	69.6		74.2	45.8
14/09/2024	15:48	65.9		70.9	46.4
14/09/2024	15:53	68.6		72.5	46.9
14/09/2024	15:58	67.9		72.5	47.5
14/09/2024	16:03	71.6	68.1	73.7	48.4
14/09/2024	16:08	65.8		70.2	46.4
14/09/2024	16:13	67.6		69.9	47.3
14/09/2024	16:18	66.7		72.0	47.6
14/09/2024	16:23	68.0		71.9	50.0
14/09/2024	16:28	65.4		69.8	47.1
14/09/2024	16:33	68.9	67.5	73.1	49.5
14/09/2024	16:38	68.4		72.5	53.7
14/09/2024	16:43	65.8		69.8	49.5
14/09/2024	16:48	66.7		70.9	54.3
14/09/2024	16:53	68.5		71.7	53.1
14/09/2024	16:58	65.9		71.2	46.5
14/09/2024	17:03	67.5	67.9	72.3	50.3
14/09/2024	17:08	69.9		71.6	46.7
14/09/2024	17:13	68.1		70.2	44.9
14/09/2024	17:18	65.9		70.9	47.2
14/09/2024	17:23	67.2		71.3	44.9
14/09/2024	17:28	67.5		72.2	47.5
14/09/2024	17:33	67.7	68.0	71.9	46.9
14/09/2024	17:38	66.0		71.5	49.6
14/09/2024	17:43	68.5		74.0	48.9
14/09/2024	17:48	69.6		73.8	50.8
14/09/2024	17:53	67.0		72.0	47.4
14/09/2024	17:58	68.2		73.0	48.6
14/09/2024	18:03	68.2	67.4	72.4	45.0
14/09/2024	18:08	69.5		72.8	46.3
14/09/2024	18:13	66.8		70.8	47.8
14/09/2024	18:18	66.6		70.9	49.3
14/09/2024	18:23	66.9		70.8	51.0
14/09/2024	18:28	65.3		71.0	49.0
14/09/2024	18:33	66.8	66.4	71.5	47.2
14/09/2024	18:38	65.1		68.9	45.9
14/09/2024	18:43	66.1		69.6	44.1
14/09/2024	18:48	67.1		71.7	46.8
14/09/2024	18:53	65.3		68.9	45.5
14/09/2024	18:58	67.6		71.3	48.1
		Mean	67.2		
		Maximum	68.5		
		Minimum	64.9		

Station: CM15a

Date	Start Time	Leq (5mins)	Leq (30mins)	L10 (5mins)	L90 (5mins)
15/09/2024	7:03	56.0		63.6	41.8
15/09/2024	7:08	63.6		66.5	43.9
15/09/2024	7:13	59.5	61.7	65.6	42.0
15/09/2024	7:18	61.5		63.4	41.8
15/09/2024	7:23	62.5		64.7	42.5
15/09/2024	7:28	63.2		67.4	42.9
15/09/2024	7:33	61.7		61.8	43.2
15/09/2024	7:38	56.9		58.1	42.7
15/09/2024	7:43	64.1	60.1	68.6	42.5
15/09/2024	7:48	55.1		62.2	41.7
15/09/2024	7:53	58.4		62.1	42.5
15/09/2024	7:58	57.4		61.6	42.0
15/09/2024	8:03	64.8		67.1	42.1
15/09/2024	8:08	65.5		67.0	42.3
15/09/2024	8:13	58.0	63.6	58.6	42.4
15/09/2024	8:18	62.9		65.1	42.4
15/09/2024	8:23	64.9		65.8	43.7
15/09/2024	8:28	62.1		65.1	43.2
15/09/2024	8:33	63.2		67.6	43.0
15/09/2024	8:38	64.5		68.8	42.3
15/09/2024	8:43	58.4	63.3	59.0	42.8
15/09/2024	8:48	62.9		64.6	43.1
15/09/2024	8:53	65.6		69.5	43.2
15/09/2024	8:58	61.8		63.2	42.6
15/09/2024	9:03	63.8		67.2	43.0
15/09/2024	9:08	68.3		71.4	42.6
15/09/2024	9:13	63.5	64.5	64.8	42.9
15/09/2024	9:18	64.5		68.0	43.6
15/09/2024	9:23	57.3		60.7	42.6
15/09/2024	9:28	63.3		67.2	44.4
15/09/2024	9:33	66.8		70.0	46.4
15/09/2024	9:38	61.2		63.8	42.6
15/09/2024	9:43	66.8	65.1	69.0	43.0
15/09/2024	9:48	64.5		66.5	43.6
15/09/2024	9:53	66.0		70.3	43.6
15/09/2024	9:58	62.7		65.9	43.4
15/09/2024	10:03	63.7		64.9	43.3
15/09/2024	10:08	66.7		68.1	43.3
15/09/2024	10:13	65.3	64.2	68.5	44.2
15/09/2024	10:18	61.8		65.8	42.8
15/09/2024	10:23	59.7		60.8	42.3
15/09/2024	10:28	64.5		69.0	43.2
15/09/2024	10:33	63.8		68.4	42.7
15/09/2024	10:38	63.7		67.2	43.4
15/09/2024	10:43	63.0	64.3	67.0	43.1
15/09/2024	10:48	62.3		64.6	42.8
15/09/2024	10:53	65.9		69.5	44.6
15/09/2024	10:58	65.7		68.1	43.8
15/09/2024	11:03	63.2		64.6	44.7
15/09/2024	11:08	61.7		64.8	43.9
15/09/2024	11:13	67.7	64.0	70.3	50.1
15/09/2024	11:18	63.7		68.2	44.7
15/09/2024	11:23	62.8		67.2	43.6
15/09/2024	11:28	61.5		62.2	42.2
15/09/2024	11:33	63.9		66.9	42.8
15/09/2024	11:38	65.2		69.2	42.8
15/09/2024	11:43	66.7	67.6	70.5	44.6
15/09/2024	11:48	65.7		68.6	43.3
15/09/2024	11:53	67.5		71.1	44.9
15/09/2024	11:58	71.8		73.2	43.8
15/09/2024	12:03	64.9		69.2	43.9
15/09/2024	12:08	66.2		71.2	43.5
15/09/2024	12:13	63.7	65.5	67.0	42.9
15/09/2024	12:18	66.4		71.5	45.0
15/09/2024	12:23	64.5		68.3	44.5
15/09/2024	12:28	66.5		71.1	43.2
15/09/2024	12:33	65.9		70.9	43.8
15/09/2024	12:38	66.5		70.1	44.6
15/09/2024	12:43	62.9	65.2	66.8	43.4
15/09/2024	12:48	67.0		71.5	42.8
15/09/2024	12:53	65.0		69.7	43.4
15/09/2024	12:58	61.4		67.5	42.3
15/09/2024	13:03	66.2		70.1	42.5
15/09/2024	13:08	66.2		71.6	43.2
15/09/2024	13:13	66.4	66.4	68.0	42.7
15/09/2024	13:18	68.3		71.3	43.6
15/09/2024	13:23	64.5		69.3	43.0
15/09/2024	13:28	66.0		71.8	43.2
15/09/2024	13:33	61.2		63.2	42.6
15/09/2024	13:38	64.3		68.8	42.9
15/09/2024	13:43	64.1	65.0	69.0	42.6
15/09/2024	13:48	66.0		70.6	44.6
15/09/2024	13:53	65.2		69.4	43.6
15/09/2024	13:58	67.0		70.8	43.9
15/09/2024	14:03	63.6		69.0	43.5
15/09/2024	14:08	66.0		70.7	44.6
15/09/2024	14:13	65.8	65.6	71.1	44.5
15/09/2024	14:18	65.9		69.6	45.5
15/09/2024	14:23	66.6		71.9	45.1
15/09/2024	14:28	65.4		69.4	44.9
15/09/2024	14:33	66.3		69.7	43.2
15/09/2024	14:38	62.3		65.5	43.8
15/09/2024	14:43	61.8	64.9	65.5	43.2
15/09/2024	14:48	64.7		69.9	45.0
15/09/2024	14:53	66.1		71.5	45.1
15/09/2024	14:58	66.1		70.5	44.5
15/09/2024	15:03	63.8		68.5	43.9
15/09/2024	15:08	67.6		71.0	44.1
15/09/2024	15:13	65.0	65.1	69.4	43.5
15/09/2024	15:18	64.2		68.6	44.7
15/09/2024	15:23	65.1		70.2	44.6
15/09/2024	15:28	63.3		67.5	45.7
15/09/2024	15:33	63.9		69.3	45.8
15/09/2024	15:38	62.9		64.7	43.1
15/09/2024	15:43	66.3	65.3	69.7	45.2
15/09/2024	15:48	66.0		71.2	44.4
15/09/2024	15:53	64.4		68.4	42.6
15/09/2024	15:58	67.0		71.3	44.0
15/09/2024	16:03	65.0		66.3	44.2
15/09/2024	16:08	64.3		66.8	42.7
15/09/2024	16:13	63.6	65.6	67.6	43.6
15/09/2024	16:18	64.6		69.8	43.2
15/09/2024	16:23	66.6		70.0	44.8
15/09/2024	16:28	67.8		72.7	44.3
15/09/2024	16:33	69.2		71.6	45.7
15/09/2024	16:38	64.6		68.7	45.3
15/09/2024	16:43	66.2	66.4	71.0	45.0
15/09/2024	16:48	64.3		70.0	43.8
15/09/2024	16:53	65.1		70.2	43.8
15/09/2024	16:58	66.9		70.4	45.1
15/09/2024	17:03	67.1		71.6	48.5
15/09/2024	17:08	64.2		69.0	43.7
15/09/2024	17:13	66.2	65.5	71.6	47.4
15/09/2024	17:18	66.0		70.7	44.4
15/09/2024	17:23	63.2		67.9	44.0
15/09/2024	17:28	65.3		69.6	45.3
15/09/2024	17:33	66.0		70.6	48.4
15/09/2024	17:38	65.1		69.6	46.4
15/09/2024	17:43	65.9	65.8	70.7	46.6
15/09/2024	17:48	65.2		69.7	46.2
15/09/2024	17:53	65.8		70.9	46.8
15/09/2024	17:58	66.4		71.5	45.5
15/09/2024	18:03	65.9		69.7	45.1
15/09/2024	18:08	66.2		69.0	47.1
15/09/2024	18:13	64.3	65.8	69.4	45.5
15/09/2024	18:18	66.9		71.4	45.6
15/09/2024	18:23	66.1		71.4	45.0
15/09/2024	18:28	65.2		69.3	45.0
15/09/2024	18:33	65.8		69.6	46.9
15/09/2024	18:38	66.7		70.4	47.0
15/09/2024	18:43	68.8	66.9	72.1	48.7
15/09/2024	18:48	65.6		71.2	46.5
15/09/2024	18:53	65.6		70.1	45.1
15/09/2024	18:58	67.9		70.9	46.0
		Mean	64.9		
		Maximum	67.6		
		Minimum	60.1		

Date	Start Time	Leq (5mins)	Leq (30mins)	L10 (5mins)	L90 (5mins)
16/09/2024	7:03	66.7		70.9	46.8
16/09/2024	7:08	64.8		69.8	45.9
16/09/2024	7:13	65.0	66.6	69.1	44.7
16/09/2024	7:18	66.5		71.1	46.2
16/09/2024	7:23	68.2		73.4	47.8
16/09/2024	7:28	67.2		71.8	46.2
16/09/2024	7:33	68.0		73.7	49.5
16/09/2024	7:38	66.3		71.2	47.1
16/09/2024	7:43	66.1	68.4	69.8	46.8
16/09/2024	7:48	65.9		70.5	47.1
16/09/2024	7:53	72.5		73.2	51.3
16/09/2024	7:58	67.2		72.6	48.7
16/09/2024	8:03	66.0		71.1	50.8
16/09/2024	8:08	68.2		73.0	51.0
16/09/2024	8:13	67.6	66.8	72.1	49.7
16/09/2024	8:18	67.5		71.9	50.3
16/09/2024	8:23	65.6		70.0	51.0
16/09/2024	8:28	65.2		69.9	51.0
16/09/2024	8:33	67.7		70.6	53.0
16/09/2024	8:38	67.4		71.4	55.7
16/09/2024	8:43	66.5	67.6	71.7	51.1
16/09/2024	8:48	67.2		72.4	50.5
16/09/2024	8:53	69.6		72.2	55.4
16/09/2024	8:58	66.0		71.0	53.2
16/09/2024	9:03	70.2		72.4	58.2
16/09/2024	9:08	66.0		71.3	51.5
16/09/2024	9:13	68.0	67.1	71.3	51.9
16/09/2024	9:18	64.1		68.4	49.3
16/09/2024	9:23	66.6		71.2	52.8
16/09/2024	9:28	64.4		68.8	49.8
16/09/2024	9:33	68.2		72.3	56.8
16/09/2024	9:38	69.5		73.5	55.2
16/09/2024	9:43	66.9	67.0	71.4	55.7
16/09/2024	9:48	65.7		69.9	54.3
16/09/2024	9:53	64.5		68.1	56.1
16/09/2024	9:58	65.1		68.3	57.6
16/09/2024	10:03	65.9		69.6	57.9
16/09/2024	10:08	64.7		68.0	59.4
16/09/2024	10:13	65.7	65.4	69.5	53.9
16/09/2024	10:18	64.2		67.8	53.1
16/09/2024	10:23	64.3		69.6	52.0
16/09/2024	10:28	67.1		72.5	52.3
16/09/2024	10:33	65.6		69.9	52.4
16/09/2024	10:38	66.7		71.2	51.6
16/09/2024	10:43	66.9	66.8	70.0	50.7
16/09/2024	10:48	67.7		72.0	51.0
16/09/2024	10:53	66.5		69.9	52.7
16/09/2024	10:58	67.0		71.2	52.6
16/09/2024	11:03	68.5		71.8	53.2
16/09/2024	11:08	67.3		67.4	56.1
16/09/2024	11:13	65.0	64.9	68.2	53.3
16/09/2024	11:18	62.6		71.9	57.2
16/09/2024	11:23	58.1		59.9	56.0
16/09/2024	11:28	57.2		58.7	55.6
16/09/2024	11:33	62.4		66.3	56.4
16/09/2024	11:38	61.9		65.7	57.5
16/09/2024	11:43	61.1	60.9	63.8	57.2
16/09/2024	11:48	61.2		65.6	55.5
16/09/2024	11:53	56.3		60.0	51.2
16/09/2024	11:58	60.5		63.1	51.9
16/09/2024	12:03	55.1		57.0	50.6
16/09/2024	12:08	52.9		54.4	51.1
16/09/2024	12:13	53.4	53.9	54.8	51.4
16/09/2024	12:18	53.7		55.3	51.7
16/09/2024	12:23	53.7		55.1	51.6
16/09/2024	12:28	54.3		57.2	50.9
16/09/2024	12:33	56.9		59.2	53.6
16/09/2024	12:38	56.1		58.9	51.3
16/09/2024	12:43	52.0	54.7	53.7	50.2
16/09/2024	12:48	52.4		53.9	50.5
16/09/2024	12:53	53.9		55.7	51.2
16/09/2024	12:58	54.8		56.8	51.7
16/09/2024	13:03	57.0		59.9	52.6
16/09/2024	13:08	56.9		59.0	53.3
16/09/2024	13:13	61.2	60.8	64.1	56.7
16/09/2024	13:18	63.5		65.7	60.4
16/09/2024	13:23	61.8		63.9	58.9
16/09/2024	13:28	60.9		62.7	58.8
16/09/2024	13:33	62.0		64.0	59.4
16/09/2024	13:38	62.2		63.9	59.9
16/09/2024	13:43	62.1	61.6	63.5	59.5
16/09/2024	13:48	61.4		63.4	59.3
16/09/2024	13:53	60.8		62.4	59.0
16/09/2024	13:58	61.2		63.6	58.3
16/09/2024	14:03	63.2		65.8	59.2
16/09/2024	14:08	61.3		63.7	58.1
16/09/2024	14:13	61.7	62.4	63.7	58.9
16/09/2024	14:18	62.8		65.2	58.7
16/09/2024	14:23	62.7		65.0	59.2
16/09/2024	14:28	62.3		64.6	58.8
16/09/2024	14:33	61.8		63.9	59.0
16/09/2024	14:38	62.1		63.9	59.4
16/09/2024	14:43	61.4	61.4	63.0	58.0
16/09/2024	14:48	61.8		64.1	58.6
16/09/2024	14:53	61.0		63.6	58.0
16/09/2024	14:58	60.3		62.8	57.3
16/09/2024	15:03	60.7		62.7	57.5
16/09/2024	15:08	62.0		64.1	58.7
16/09/2024	15:13	60.7	60.5	62.0	57.3
16/09/2024	15:18	59.7		61.6	56.5
16/09/2024	15:23	58.6		60.8	55.7
16/09/2024	15:28	60.6		63.9	55.8
16/09/2024	15:33	60.5		63.0	56.6
16/09/2024	15:38	59.2		61.5	56.1
16/09/2024	15:43	60.4	60.5	62.4	56.8
16/09/2024	15:48	60.3		62.8	55.0
16/09/2024	15:53	60.9		63.1	55.8
16/09/2024	15:58	61.2		64.1	57.0
16/09/2024	16:03	59.0		62.5	55.1
16/09/2024	16:08	59.1		62.5	54.9
16/09/2024	16:13	58.6	59.0	60.4	55.9
16/09/2024	16:18	57.2		59.2	54.9
16/09/2024	16:23	58.4		59.6	55.1
16/09/2024	16:28	60.9		63.3	54.8
16/09/2024	16:33	60.9		61.9	57.2
16/09/2024	16:38	60.4		60.8	54.5
16/09/2024	16:43	57.6	58.8	59.2	54.8
16/09/2024	16:48	58.7		60.3	53.1
16/09/2024	16:53	56.1		57.0	53.4
16/09/2024	16:58	57.1		58.8	54.7
16/09/2024	17:03	55.4		57.5	53.1
16/09/2024	17:08	54.1		56.3	51.3
16/09/2024	17:13	55.0	54.4	57.8	51.8
16/09/2024	17:18	55.7		57.9	51.7
16/09/2024	17:23	52.8		54.8	50.5
16/09/2024	17:28	52.2		53.7	50.2
16/09/2024	17:33	52.4		53.9	49.7
16/09/2024	17:38	52.7		54.9	49.7
16/09/2024	17:43	52.4	52.2	54.5	49.7
16/09/2024	17:48	53.0		54.2	49.2
16/09/2024	17:53	50.9		52.2	49.7
16/09/2024	17:58	51.1		53.6	47.9
16/09/2024	18:03	49.8		51.3	47.9
16/09/2024	18:08	49.4		50.9	47.6
16/09/2024	18:13	51.2	52.3	53.8	47.2
16/09/2024	18:18	52.9		55.3	49.5
16/09/2024	18:23	52.9		54.7	50.7
16/09/2024	18:28	54.9		56.9	52.3
16/09/2024	18:33	55.0		56.9	52.2
16/09/2024	18:38	55.4		57.7	51.8
16/09/2024	18:43	53.5	54.1	54.9	51.7
16/09/2024	18:48	53.2		54.7	51.0
16/09/2024	18:53	53.3		54.4	51.7
16/09/2024	18:58	53.8		54.8	51.2
		Mean	61.2		
		Maximum	68.4		
		Minimum	52.2		

Station: CM15a

Date	Start Time	Leq (5mins)	Leq (30mins)	L10 (5mins)	L90 (5mins)
17/09/2024	7:03	46.2		49.2	41.7
17/09/2024	7:08	44.9		46.9	41.7
17/09/2024	7:13	52.5	51.6	57.4	42.9
17/09/2024	7:18	54.6		58.3	46.0
17/09/2024	7:23	53.2		57.1	47.1
17/09/2024	7:28	50.9		53.1	47.4
17/09/2024	7:33	49.6		51.9	43.7
17/09/2024	7:38	49.5		51.3	43.1
17/09/2024	7:43	51.9	52.1	56.7	45.6
17/09/2024	7:48	49.6		51.6	43.5
17/09/2024	7:53	50.4		53.9	45.0
17/09/2024	7:58	56.3		60.1	47.3
17/09/2024	8:03	51.8		54.3	45.8
17/09/2024	8:08	52.6		55.7	47.6
17/09/2024	8:13	50.1	52.1	52.9	46.6
17/09/2024	8:18	48.6		51.2	45.4
17/09/2024	8:23	52.9		57.2	46.6
17/09/2024	8:28	54.4		57.5	46.9
17/09/2024	8:33	52.8		57.1	45.9
17/09/2024	8:38	49.2		51.3	45.8
17/09/2024	8:43	49.1	51.6	51.1	46.7
17/09/2024	8:48	51.7		53.6	47.1
17/09/2024	8:53	53.2		55.9	48.4
17/09/2024	8:58	51.8		54.3	48.6
17/09/2024	9:03	55.1		57.4	52.3
17/09/2024	9:08	54.7		56.4	52.6
17/09/2024	9:13	55.7	56.5	58.2	52.8
17/09/2024	9:18	58.0		60.6	54.4
17/09/2024	9:23	58.5		61.6	54.4
17/09/2024	9:28	55.7		57.4	53.5
17/09/2024	9:33	57.3		59.6	54.6
17/09/2024	9:38	58.9		59.9	57.7
17/09/2024	9:43	59.6	59.0	60.9	58.2
17/09/2024	9:48	59.8		61.2	58.2
17/09/2024	9:53	59.2		60.5	57.9
17/09/2024	9:58	59.0		60.3	57.3
17/09/2024	10:03	59.4		60.6	57.8
17/09/2024	10:08	58.5		59.8	57.1
17/09/2024	10:13	59.0	58.9	60.4	56.9
17/09/2024	10:18	59.0		60.4	56.7
17/09/2024	10:23	56.2		57.8	53.9
17/09/2024	10:28	60.1		62.4	54.2
17/09/2024	10:33	61.6		64.2	56.9
17/09/2024	10:38	63.3		67.0	55.3
17/09/2024	10:43	61.9	61.0	65.7	55.4
17/09/2024	10:48	56.5		58.0	54.0
17/09/2024	10:53	55.6		57.8	54.8
17/09/2024	10:58	62.1		68.9	51.2
17/09/2024	11:03	66.6		70.0	50.2
17/09/2024	11:08	67.7		71.1	48.7
17/09/2024	11:13	69.1	67.6	72.7	49.0
17/09/2024	11:18	66.7		71.4	47.9
17/09/2024	11:23	66.9		71.5	48.4
17/09/2024	11:28	68.3		72.6	49.1
17/09/2024	11:33	65.7		70.2	48.0
17/09/2024	11:38	66.9		71.9	47.7
17/09/2024	11:43	66.4	66.4	70.0	47.4
17/09/2024	11:48	66.0		71.2	45.8
17/09/2024	11:53	65.0		69.4	46.6
17/09/2024	11:58	68.0		71.0	47.2
17/09/2024	12:03	67.1		70.0	52.4
17/09/2024	12:08	68.5		70.5	49.3
17/09/2024	12:13	68.7	68.1	72.4	50.1
17/09/2024	12:18	65.1		68.8	48.4
17/09/2024	12:23	68.5		72.0	49.0
17/09/2024	12:28	69.4		74.5	48.1
17/09/2024	12:33	63.3		66.9	45.4
17/09/2024	12:38	67.6		71.7	47.9
17/09/2024	12:43	66.7	66.4	71.5	45.4
17/09/2024	12:48	66.5		70.9	48.3
17/09/2024	12:53	66.4		71.0	48.3
17/09/2024	12:58	66.7		71.3	47.4
17/09/2024	13:03	68.2		72.1	49.8
17/09/2024	13:08	67.7		71.0	47.8
17/09/2024	13:13	67.2	67.5	71.8	49.0
17/09/2024	13:18	66.4		71.7	48.9
17/09/2024	13:23	67.8		71.8	47.5
17/09/2024	13:28	67.6		71.9	48.5
17/09/2024	13:33	67.2		71.7	49.1
17/09/2024	13:38	66.9		71.0	48.4
17/09/2024	13:43	66.9	66.8	71.2	48.5
17/09/2024	13:48	66.6		71.7	49.4
17/09/2024	13:53	66.3		69.5	47.0
17/09/2024	13:58	67.0		71.0	47.9
17/09/2024	14:03	70.0		72.4	50.1
17/09/2024	14:08	68.4		73.5	48.2
17/09/2024	14:13	65.7	67.6	71.2	49.8
17/09/2024	14:18	64.8		69.9	48.4
17/09/2024	14:23	69.6		72.9	47.6
17/09/2024	14:28	63.3		68.2	46.1
17/09/2024	14:33	67.5		72.3	50.3
17/09/2024	14:38	66.6		71.1	48.7
17/09/2024	14:43	66.1	66.6	70.2	47.3
17/09/2024	14:48	65.7		70.3	47.7
17/09/2024	14:53	66.0		71.0	47.9
17/09/2024	14:58	67.6		72.8	47.7
17/09/2024	15:03	70.5		74.8	47.5
17/09/2024	15:08	66.4		71.2	47.9
17/09/2024	15:13	67.7	68.3	71.1	46.9
17/09/2024	15:18	68.7		73.2	47.4
17/09/2024	15:23	68.6		72.8	49.1
17/09/2024	15:28	66.7		71.3	46.3
17/09/2024	15:33	67.9		72.0	46.7
17/09/2024	15:38	68.8		72.6	46.9
17/09/2024	15:43	66.3	68.6	71.4	46.6
17/09/2024	15:48	67.4		72.2	46.5
17/09/2024	15:53	72.2		72.6	49.4
17/09/2024	15:58	65.5		69.7	47.9
17/09/2024	16:03	68.4		72.6	48.9
17/09/2024	16:08	71.7		72.8	50.2
17/09/2024	16:13	70.2	69.1	73.4	51.2
17/09/2024	16:18	68.3		72.5	52.8
17/09/2024	16:23	67.3		71.9	49.2
17/09/2024	16:28	67.0		71.6	48.7
17/09/2024	16:33	66.3		70.8	47.5
17/09/2024	16:38	68.1		72.0	46.7
17/09/2024	16:43	66.6	66.9	71.6	48.2
17/09/2024	16:48	67.1		71.7	46.3
17/09/2024	16:53	66.9		72.0	47.1
17/09/2024	16:58	66.4		71.2	48.4
17/09/2024	17:03	68.5		73.5	52.4
17/09/2024	17:08	67.6		72.7	47.6
17/09/2024	17:13	68.6	68.0	73.1	48.4
17/09/2024	17:18	67.9		72.2	46.8
17/09/2024	17:23	68.1		73.0	47.3
17/09/2024	17:28	67.3		72.5	48.1
17/09/2024	17:33	66.2		70.9	45.9
17/09/2024	17:38	66.8		71.9	47.0
17/09/2024	17:43	67.1	67.2	71.7	45.8
17/09/2024	17:48	69.0		73.7	47.9
17/09/2024	17:53	67.5		72.6	47.8
17/09/2024	17:58	65.6		70.2	49.7
17/09/2024	18:03	68.2		72.8	47.8
17/09/2024	18:08	67.3		71.4	45.7
17/09/2024	18:13	69.4	67.9	73.5	49.6
17/09/2024	18:18	66.1		70.4	46.6
17/09/2024	18:23	66.9		71.8	46.5
17/09/2024	18:28	68.4		71.7	46.3
17/09/2024	18:33	67.4		71.6	50.2
17/09/2024	18:38	66.0		70.4	45.6
17/09/2024	18:43	66.6	67.0	71.1	46.7
17/09/2024	18:48	68.8		72.1	45.2
17/09/2024	18:53	66.3		71.2	46.7
17/09/2024	18:58	66.3		70.8	43.6
		Mean	63.5		
		Maximum	69.1		
		Minimum	51.6		

Date	Start Time	Leq (5mins)	Leq (30mins)	L10 (5mins)	L90 (5mins)
18/09/2024	7:03	53.4		54.5	51.8
18/09/2024	7:08	53.1		54.4	51.4
18/09/2024	7:13	52.8	54.4	54.0	51.1
18/09/2024	7:18	54.4		55.7	52.1
18/09/2024	7:23	57.0		59.7	53.6
18/09/2024	7:28	54.1		55.4	51.5
18/09/2024	7:33	52.9		54.1	51.3
18/09/2024	7:38	53.1		54.1	51.3
18/09/2024	7:43	53.2	53.3	54.3	51.6
18/09/2024	7:48	54.1		56.8	51.7
18/09/2024	7:53	53.1		54.1	51.2
18/09/2024	7:58	53.5		54.6	51.4
18/09/2024	8:03	53.2		54.3	51.5
18/09/2024	8:08	53.2		54.3	51.6
18/09/2024	8:13	53.1	53.5	54.2	51.4
18/09/2024	8:18	54.1		55.2	52.6
18/09/2024	8:23	53.7		54.8	52.0
18/09/2024	8:28	53.6		54.7	52.0
18/09/2024	8:33	53.5		54.7	51.8
18/09/2024	8:38	53.0		54.1	51.4
18/09/2024	8:43	54.6	53.4	55.2	51.5
18/09/2024	8:48	53.1		54.4	51.3
18/09/2024	8:53	53.0		54.3	51.3
18/09/2024	8:58	53.1		54.3	51.1
18/09/2024	9:03	53.1		54.3	51.3
18/09/2024	9:08	53.1		54.3	51.5
18/09/2024	9:13	53.4	53.4	54.5	51.2
18/09/2024	9:18	54.2		56.1	52.0
18/09/2024	9:23	53.5		54.8	51.8
18/09/2024	9:28	53.1		54.3	51.4
18/09/2024	9:33	53.3		54.6	51.6
18/09/2024	9:38	56.1		57.3	51.5
18/09/2024	9:43	55.7	55.5	57.0	51.0
18/09/2024	9:48	56.3		57.1	51.1
18/09/2024	9:53	55.6		56.9	50.8
18/09/2024	9:58	55.6		56.9	50.7
18/09/2024	10:03	55.7		57.0	51.2
18/09/2024	10:08	55.9		57.2	51.3
18/09/2024	10:13	55.6	56.8	56.8	50.8
18/09/2024	10:18	57.7		58.9	51.0
18/09/2024	10:23	57.6		58.9	50.8
18/09/2024	10:28	57.6		59.0	50.8
18/09/2024	10:33	57.6		58.9	51.0
18/09/2024	10:38	57.5		58.8	50.5
18/09/2024	10:43	57.6	61.9	58.8	50.7
18/09/2024	10:48	64.4		65.8	57.0
18/09/2024	10:53	63.6		64.9	57.2
18/09/2024	10:58	64.0		65.2	57.0
18/09/2024	11:03	63.6		64.6	57.4
18/09/2024	11:08	63.6		64.7	57.4
18/09/2024	11:13	64.3	65.8	65.6	57.5
18/09/2024	11:18	66.2		67.4	56.7
18/09/2024	11:23	67.2		68.9	57.2
18/09/2024	11:28	67.8		69.4	57.7
18/09/2024	11:33	67.4		68.7	56.8
18/09/2024	11:38	65.6		67.6	56.1
18/09/2024	11:43	64.2	65.3	65.0	55.2
18/09/2024	11:48	65.6		66.8	55.4
18/09/2024	11:53	63.9		64.8	54.9
18/09/2024	11:58	64.0		65.2	54.5
18/09/2024	12:03	63.0		64.6	53.4
18/09/2024	12:08	63.7		65.4	53.9
18/09/2024	12:13	63.2	65.9	64.1	53.6
18/09/2024	12:18	66.9		71.1	53.5
18/09/2024	12:23	68.5		73.2	54.6
18/09/2024	12:28	67.0		71.3	53.7
18/09/2024	12:33	66.4		70.1	53.4
18/09/2024	12:38	67.9		72.7	54.0
18/09/2024	12:43	66.9	67.5	71.0	53.5
18/09/2024	12:48	67.1		71.3	53.9
18/09/2024	12:53	67.7		71.9	54.3
18/09/2024	12:58	68.5		72.8	55.0
18/09/2024	13:03	71.1		76.0	56.3
18/09/2024	13:08	72.5		77.2	58.7
18/09/2024	13:13	71.5	73.6	75.9	57.6
18/09/2024	13:18	73.9		75.0	57.5
18/09/2024	13:23	75.3		76.9	58.3
18/09/2024	13:28	75.3		76.6	58.7
18/09/2024	13:33	75.3		76.5	58.6
18/09/2024	13:38	74.6		76.0	57.8
18/09/2024	13:43	78.1	75.7	78.5	58.5
18/09/2024	13:48	75.0		77.1	57.8
18/09/2024	13:53	75.2		76.7	58.0
18/09/2024	13:58	74.7		76.2	57.3
18/09/2024	14:03	74.9		76.4	57.7
18/09/2024	14:08	75.2		76.8	57.6
18/09/2024	14:13	76.0	75.8	77.8	58.7
18/09/2024	14:18	77.1		79.7	58.4
18/09/2024	14:23	75.6		77.0	58.4
18/09/2024	14:28	75.6		77.4	58.1
18/09/2024	14:33	74.3		75.8	57.3
18/09/2024	14:38	74.3		75.9	57.6
18/09/2024	14:43	77.1	76.9	77.7	56.6
18/09/2024	14:48	73.5		75.4	56.4
18/09/2024	14:53	80.1		80.7	57.3
18/09/2024	14:58	77.9		79.8	57.3
18/09/2024	15:03	79.3		79.8	57.7
18/09/2024	15:08	76.8		79.2	57.3
18/09/2024	15:13	76.9	76.5	79.3	57.8
18/09/2024	15:18	75.1		76.9	57.0
18/09/2024	15:23	74.7		76.5	57.1
18/09/2024	15:28	74.1		75.7	57.0
18/09/2024	15:33	77.6		80.5	58.4
18/09/2024	15:38	75.7		77.4	57.1
18/09/2024	15:43	74.1	76.0	75.8	57.1
18/09/2024	15:48	75.1		77.2	57.4
18/09/2024	15:53	76.4		77.9	58.5
18/09/2024	15:58	76.0		78.3	57.9
18/09/2024	16:03	76.9		79.2	58.5
18/09/2024	16:08	73.4		74.4	56.4
18/09/2024	16:13	73.4	74.0	75.1	56.3
18/09/2024	16:18	72.6		74.1	55.9
18/09/2024	16:23	73.0		74.3	56.4
18/09/2024	16:28	72.9		74.4	56.3
18/09/2024	16:33	72.9		74.2	56.2
18/09/2024	16:38	73.4		75.3	54.7
18/09/2024	16:43	72.0	72.7	73.3	55.3
18/09/2024	16:48	72.8		74.3	55.9
18/09/2024	16:53	71.7		72.8	55.2
18/09/2024	16:58	73.2		75.0	56.0
18/09/2024	17:03	75.1		77.7	56.7
18/09/2024	17:08	75.7		77.5	56.7
18/09/2024	17:13	74.2	73.8	76.4	55.6
18/09/2024	17:18	72.1		73.7	54.8
18/09/2024	17:23	72.2		74.0	55.4
18/09/2024	17:28	72.0		74.6	54.3
18/09/2024	17:33	70.8		72.5	54.1
18/09/2024	17:38	70.6		72.1	54.2
18/09/2024	17:43	71.7	72.0	73.8	53.8
18/09/2024	17:48	74.4		75.5	54.3
18/09/2024	17:53	72.3		74.3	54.4
18/09/2024	17:58	70.7		71.7	54.5
18/09/2024	18:03	70.8		72.2	54.2
18/09/2024	18:08	70.7		72.3	54.2
18/09/2024	18:13	72.2	71.2	72.3	54.5
18/09/2024	18:18	71.0		71.9	54.9
18/09/2024	18:23	71.5		72.1	55.0
18/09/2024	18:28	71.0		71.8	55.2
18/09/2024	18:33	70.6		71.4	54.8
18/09/2024	18:38	66.6		71.4	54.6
18/09/2024	18:43	67.1	68.5	72.0	54.8
18/09/2024	18:48	66.5		71.7	54.4
18/09/2024	18:53	68.5		74.1	54.8
18/09/2024	18:58	69.7		74.9	56.7
		Mean	66.4		
		Maximum	76.9		
		Minimum	53.3		

Station: CM15a

Date	Start Time	Leq (5mins)	Leq (30mins)	L10 (5mins)	L90 (5mins)
19/09/2024	7:03	52.8		54.9	49.5
19/09/2024	7:08	54.1		58.1	49.4
19/09/2024	7:13	53.6	54.9	56.9	49.5
19/09/2024	7:18	54.1		57.8	50.3
19/09/2024	7:23	54.9		58.2	50.1
19/09/2024	7:28	57.8		59.2	50.0
19/09/2024	7:33	54.2		57.8	50.2
19/09/2024	7:38	58.3		59.4	50.6
19/09/2024	7:43	53.6	60.2	55.6	50.6
19/09/2024	7:48	55.6		58.5	51.8
19/09/2024	7:53	55.0		57.0	50.4
19/09/2024	7:58	66.4		71.0	52.6
19/09/2024	8:03	56.0		57.2	51.7
19/09/2024	8:08	57.4		59.8	50.5
19/09/2024	8:13	61.2	57.4	64.7	51.8
19/09/2024	8:18	54.9		58.4	51.2
19/09/2024	8:23	54.9		57.0	52.1
19/09/2024	8:28	56.4		58.4	52.5
19/09/2024	8:33	54.8		57.6	52.0
19/09/2024	8:38	55.3		56.7	52.5
19/09/2024	8:43	54.0	55.4	55.7	51.9
19/09/2024	8:48	55.1		57.1	52.2
19/09/2024	8:53	56.7		58.5	54.1
19/09/2024	8:58	55.9		57.8	53.7
19/09/2024	9:03	55.9		57.7	53.7
19/09/2024	9:08	57.1		58.8	54.6
19/09/2024	9:13	58.9	58.8	61.6	54.5
19/09/2024	9:18	56.0		57.7	53.6
19/09/2024	9:23	61.3		63.4	55.3
19/09/2024	9:28	60.7		62.5	55.9
19/09/2024	9:33	62.4		63.4	56.2
19/09/2024	9:38	60.8		62.4	55.6
19/09/2024	9:43	61.1	61.2	62.9	55.7
19/09/2024	9:48	60.8		62.3	56.0
19/09/2024	9:53	61.4		62.9	56.2
19/09/2024	9:58	60.7		62.3	56.0
19/09/2024	10:03	62.6		63.8	56.0
19/09/2024	10:08	62.0		63.1	55.6
19/09/2024	10:13	61.3	61.8	63.1	54.0
19/09/2024	10:18	61.9		63.5	54.8
19/09/2024	10:23	62.6		65.4	54.9
19/09/2024	10:28	59.9		61.3	53.3
19/09/2024	10:33	62.2		64.6	53.2
19/09/2024	10:38	61.6		64.2	53.9
19/09/2024	10:43	60.3	62.3	61.4	53.9
19/09/2024	10:48	61.4		63.4	54.4
19/09/2024	10:53	63.1		65.3	55.0
19/09/2024	10:58	64.3		66.7	55.9
19/09/2024	11:03	67.3		69.7	56.2
19/09/2024	11:08	65.1		66.9	54.9
19/09/2024	11:13	64.7	65.6	67.1	54.3
19/09/2024	11:18	65.9		66.4	53.9
19/09/2024	11:23	65.2		67.7	54.4
19/09/2024	11:28	64.5		66.0	54.5
19/09/2024	11:33	65.9		68.3	55.0
19/09/2024	11:38	63.2		66.9	55.2
19/09/2024	11:43	66.9	64.8	71.6	48.4
19/09/2024	11:48	66.3		70.4	48.4
19/09/2024	11:53	62.7		65.4	46.8
19/09/2024	11:58	60.2		61.5	46.7
19/09/2024	12:03	63.2		69.0	46.4
19/09/2024	12:08	63.1		68.4	46.4
19/09/2024	12:13	63.2	64.3	68.1	46.1
19/09/2024	12:18	60.8		65.6	45.6
19/09/2024	12:23	67.9		71.7	54.1
19/09/2024	12:28	64.2		70.7	46.2
19/09/2024	12:33	61.9		65.9	45.6
19/09/2024	12:38	61.5		66.1	46.3
19/09/2024	12:43	62.3	66.0	66.8	45.8
19/09/2024	12:48	63.0		66.9	46.8
19/09/2024	12:53	69.6		76.9	47.5
19/09/2024	12:58	69.2		72.9	55.8
19/09/2024	13:03	73.8		77.6	51.3
19/09/2024	13:16	71.4		73.7	53.4
19/09/2024	13:21	73.5		77.1	53.2
19/09/2024	13:26	70.5	73.1	71.8	52.3
19/09/2024	13:31	73.4		75.8	53.7
19/09/2024	13:36	74.3		76.5	55.3
19/09/2024	13:41	74.4		76.6	55.7
19/09/2024	13:46	71.9		76.0	53.1
19/09/2024	13:51	69.8		70.8	53.0
19/09/2024	13:56	70.7	73.1	71.9	53.5
19/09/2024	14:01	76.6		79.6	57.9
19/09/2024	14:06	74.3		78.4	52.5
19/09/2024	14:11	71.3		74.3	53.1
19/09/2024	14:16	70.2		71.1	52.8
19/09/2024	14:21	75.0		78.3	53.3
19/09/2024	14:26	71.9	73.8	74.4	54.4
19/09/2024	14:31	74.2		77.7	53.8
19/09/2024	14:36	75.6		78.0	55.5
19/09/2024	14:41	73.9		77.1	52.8
19/09/2024	14:46	75.0		77.4	58.2
19/09/2024	14:51	73.8		76.3	52.6
19/09/2024	14:56	71.4	72.9	74.2	51.6
19/09/2024	15:01	71.7		74.2	52.4
19/09/2024	15:06	73.6		76.6	53.5
19/09/2024	15:11	69.4		70.7	51.9
19/09/2024	15:16	69.3		70.4	51.0
19/09/2024	15:21	67.8		69.4	50.1
19/09/2024	15:26	69.7	72.1	72.8	51.0
19/09/2024	15:31	70.7		74.1	52.3
19/09/2024	15:36	70.9		74.1	51.9
19/09/2024	15:41	77.0		78.9	57.5
19/09/2024	15:46	71.1		74.0	52.1
19/09/2024	15:51	68.1		69.3	51.2
19/09/2024	15:56	70.7	71.0	74.3	51.3
19/09/2024	16:01	71.4		74.9	50.7
19/09/2024	16:06	70.5		74.7	50.4
19/09/2024	16:11	72.7		75.7	51.4
19/09/2024	16:16	74.2		75.0	54.9
19/09/2024	16:21	72.1		73.6	50.9
19/09/2024	16:26	70.8	74.1	72.3	50.6
19/09/2024	16:31	70.5		71.6	51.6
19/09/2024	16:36	75.6		77.8	57.0
19/09/2024	16:41	77.1		79.7	57.0
19/09/2024	16:46	75.6		78.1	53.6
19/09/2024	16:51	75.9		78.5	51.6
19/09/2024	16:56	77.3	73.9	79.8	53.1
19/09/2024	17:01	70.5		71.0	52.2
19/09/2024	17:06	66.6		68.5	48.9
19/09/2024	17:11	65.8		66.3	50.4
19/09/2024	17:16	65.9		66.6	50.2
19/09/2024	17:21	66.0		66.7	50.2
19/09/2024	17:26	65.9	67.7	66.9	50.1
19/09/2024	17:31	68.3		71.9	46.6
19/09/2024	17:36	71.7		72.7	48.3
19/09/2024	17:41	62.8		64.0	46.3
19/09/2024	17:46	66.9		68.5	45.7
19/09/2024	17:51	81.0		85.1	48.0
19/09/2024	17:56	68.4	73.7	70.8	46.1
19/09/2024	18:01	62.5		64.6	45.2
19/09/2024	18:06	60.9		62.0	44.4
19/09/2024	18:11	61.9		63.4	45.3
19/09/2024	18:16	63.4		65.3	46.6
19/09/2024	18:21	64.5		66.3	47.3
19/09/2024	18:26	63.5	62.0	64.5	46.8
19/09/2024	18:31	59.1		64.1	46.8
19/09/2024	18:36	59.2		64.5	46.6
19/09/2024	18:41	58.6		63.5	46.6
19/09/2024	18:46	58.4		63.5	46.1
19/09/2024	18:51	58.3		63.4	46.3
19/09/2024	18:56	58.1		62.9	45.7
		Mean	66.1		
		Maximum	74.1		
		Minimum	54.9		

Date	Start Time	Leq (5mins)	Leq (30mins)	L10 (5mins)	L90 (5mins)
20/09/2024	7:01	44.8		47.1	42.0
20/09/2024	7:06	48.0		49.4	43.1
20/09/2024	7:11	48.5	49.9	51.0	44.3
20/09/2024	7:16	50.5		52.4	47.9
20/09/2024	7:21	50.9		52.8	45.5
20/09/2024	7:26	52.6		57.6	43.6
20/09/2024	7:31	48.8		51.2	43.4
20/09/2024	7:36	49.7		50.1	43.1
20/09/2024	7:41	51.6	51.0	54.3	46.6
20/09/2024	7:46	53.0		56.1	46.7
20/09/2024	7:51	51.7		55.9	44.5
20/09/2024	7:56	50.0		53.0	45.5
20/09/2024	8:01	49.8		51.0	45.0
20/09/2024	8:06	48.5		51.0	44.7
20/09/2024	8:11	49.4	49.5	51.3	45.0
20/09/2024	8:16	47.7		49.7	45.5
20/09/2024	8:21	49.3		51.3	46.9
20/09/2024	8:26	51.2		55.2	44.7
20/09/2024	8:31	46.7		48.4	44.6
20/09/2024	8:36	53.5		57.7	45.1
20/09/2024	8:41	51.7	52.1	53.7	44.8
20/09/2024	8:46	47.4		48.3	45.5
20/09/2024	8:51	51.8		52.1	46.0
20/09/2024	8:56	55.4		59.8	47.4
20/09/2024	9:01	51.5		52.5	48.4
20/09/2024	9:06	52.4		55.2	49.3
20/09/2024	9:11	51.0	51.9	52.7	48.6
20/09/2024	9:16	51.4		53.3	49.0
20/09/2024	9:21	52.7		54.6	49.6
20/09/2024	9:26	52.1		53.7	49.2
20/09/2024	9:31	54.5		61.6	49.3
20/09/2024	9:36	52.2		53.5	50.2
20/09/2024	9:41	53.2	54.5	54.5	51.8
20/09/2024	9:46	52.0		52.9	50.8
20/09/2024	9:51	55.5		56.4	51.3
20/09/2024	9:56	57.1		57.3	51.5
20/09/2024	10:01	55.3		56.3	51.2
20/09/2024	10:06	54.3		55.6	49.6
20/09/2024	10:11	54.3	55.3	56.2	49.1
20/09/2024	10:16	53.8		55.2	49.3
20/09/2024	10:21	53.6		54.4	49.1
20/09/2024	10:26	58.5		59.9	49.3
20/09/2024	10:31	63.0		64.7	53.7
20/09/2024	10:36	64.4		68.5	50.9
20/09/2024	10:41	68.0	63.4	71.3	52.3
20/09/2024	10:46	60.9		64.8	49.5
20/09/2024	10:51	56.2		57.5	49.2
20/09/2024	10:56	56.9		57.6	49.4
20/09/2024	11:01	59.9		62.3	49.1
20/09/2024	11:06	56.6		58.3	49.0
20/09/2024	11:11	62.8	62.3	64.2	49.5
20/09/2024	11:16	49.8		58.2	47.4
20/09/2024	11:21	62.0		64.4	54.1
20/09/2024	11:26	67.2		71.9	54.9
20/09/2024	11:31	72.6		75.2	57.8
20/09/2024	11:36	72.6		75.2	61.2
20/09/2024	11:41	71.5	71.0	74.3	58.5
20/09/2024	11:46	67.5		69.5	55.5
20/09/2024	11:51	71.1		74.6	56.0
20/09/2024	11:56	68.4		72.5	52.8
20/09/2024	12:01	73.5		78.5	52.1
20/09/2024	12:06	61.4		63.3	50.9
20/09/2024	12:11	61.0	66.6	62.8	50.2
20/09/2024	12:16	59.5		60.7	50.1
20/09/2024	12:21	59.1		59.8	49.0
20/09/2024	12:26	58.3		59.1	49.2
20/09/2024	12:31	62.2		66.6	48.5
20/09/2024	12:36	62.6		67.3	48.4
20/09/2024	12:41	67.9	65.5	74.1	51.0
20/09/2024	12:46	67.2		72.7	51.2
20/09/2024	12:51	66.6		71.5	49.8
20/09/2024	12:56	62.8		66.7	49.9
20/09/2024	13:01	62.5		66.6	49.4
20/09/2024	13:06	67.4		75.3	48.3
20/09/2024	13:11	64.3	66.9	69.8	49.0
20/09/2024	13:16	70.0		76.8	50.5
20/09/2024	13:21	65.2		70.1	50.5
20/09/2024	13:26	67.7		72.3	53.4
20/09/2024	13:31	73.8		76.0	56.3
20/09/2024	13:36	74.3		77.5	55.5
20/09/2024	13:41	73.9	74.3	76.8	55.4
20/09/2024	13:46	74.2		77.7	54.7
20/09/2024	13:51	75.0		77.2	57.1
20/09/2024	13:56	74.7		77.3	56.4
20/09/2024	14:01	75.5		78.7	56.5
20/09/2024	14:06	74.8		77.5	56.7
20/09/2024	14:11	74.8	75.2	77.9	55.7
20/09/2024	14:16	75.8		78.0	56.0
20/09/2024	14:21	75.5		78.2	57.4
20/09/2024	14:26	74.7		77.6	55.7
20/09/2024	14:31	72.9		75.5	54.7
20/09/2024	14:36	73.8		76.2	56.0
20/09/2024	14:41	75.5	76.0	78.4	57.3
20/09/2024	14:46	74.5		77.0	56.6
20/09/2024	14:51	75.4		77.8	57.0
20/09/2024	14:56	79.8		83.4	59.3
20/09/2024	15:01	75.5		78.2	56.7
20/09/2024	15:06	73.8		76.7	55.0
20/09/2024	15:11	74.1	74.4	76.9	55.8
20/09/2024	15:16	74.5		76.2	57.3
20/09/2024	15:21	74.5		76.3	56.9
20/09/2024	15:26	73.4		75.2	56.3
20/09/2024	15:31	73.8		75.4	56.9
20/09/2024	15:36	74.4		76.3	56.8
20/09/2024	15:41	78.5	76.6	82.0	57.2
20/09/2024	15:46	78.5		81.8	59.0
20/09/2024	15:51	77.1		79.8	57.6
20/09/2024	15:56	74.6		76.5	56.8
20/09/2024	16:01	72.3		73.4	55.8
20/09/2024	16:06	72.2		73.7	55.3
20/09/2024	16:11	79.0	77.1	83.7	56.3
20/09/2024	16:16	82.1		85.1	59.0
20/09/2024	16:21	71.8		73.3	54.8
20/09/2024	16:26	72.4		74.2	55.3
20/09/2024	16:31	79.8		82.1	59.6
20/09/2024	16:36	80.6		83.8	57.5
20/09/2024	16:41	77.2	78.4	81.6	55.4
20/09/2024	16:46	77.2		80.2	57.9
20/09/2024	16:51	78.6		80.9	59.3
20/09/2024	16:56	74.4		78.6	54.4
20/09/2024	17:01	76.7		80.2	56.2
20/09/2024	17:06	70.9		72.5	53.9
20/09/2024	17:11	68.7	71.3	70.5	51.0
20/09/2024	17:16	67.1		69.0	49.7
20/09/2024	17:21	67.5		69.4	50.2
20/09/2024	17:26	66.3		67.3	48.6
20/09/2024	17:31	66.4		67.7	48.8
20/09/2024	17:36	67.1		68.7	48.8
20/09/2024	17:41	65.8	65.5	67.6	48.7
20/09/2024	17:46	64.6		66.2	47.7
20/09/2024	17:51	64.9		66.8	47.5
20/09/2024	17:56	62.8		64.1	45.5
20/09/2024	18:01	67.4		70.1	47.6
20/09/2024	18:06	68.4		71.2	47.8
20/09/2024	18:11	63.5	65.4	65.8	45.1
20/09/2024	18:16	61.9		63.5	44.7
20/09/2024	18:21	63.7		66.6	45.3
20/09/2024	18:26	63.3		65.1	45.5
20/09/2024	18:31	62.7		64.9	45.2
20/09/2024	18:36	60.8		62.5	44.1
20/09/2024	18:41	61.7	61.0	63.7	44.2
20/09/2024	18:46	63.5		65.7	43.9
20/09/2024	18:51	56.9		61.8	43.3
20/09/2024	18:56	54.5		60.2	41.9
		Mean	64.8		
		Maximum	78.4		
		Minimum	49.5		

Station: CM15a

Date	Start Time	Leq (5mins)	Leq (30mins)	L10 (5mins)	L90 (5mins)
21/09/2024	7:01	44.5		46.6	42.3
21/09/2024	7:06	45.9		47.7	42.8
21/09/2024	7:11	46.8	47.8	48.7	44.0
21/09/2024	7:16	47.7		49.7	45.1
21/09/2024	7:21	49.6		53.0	43.6
21/09/2024	7:26	49.7		52.4	42.9
21/09/2024	7:31	43.9		45.2	40.6
21/09/2024	7:36	44.4		46.4	42.1
21/09/2024	7:41	44.9	46.2	47.0	42.4
21/09/2024	7:46	44.0		45.8	41.6
21/09/2024	7:51	48.2		51.5	42.8
21/09/2024	7:56	48.7		51.6	43.4
21/09/2024	8:01	47.6		50.8	43.0
21/09/2024	8:06	49.3		52.6	44.1
21/09/2024	8:11	46.1	46.6	48.3	41.9
21/09/2024	8:16	43.9		45.5	41.6
21/09/2024	8:21	44.2		46.4	42.1
21/09/2024	8:26	46.3		47.6	43.3
21/09/2024	8:31	47.6		50.3	44.0
21/09/2024	8:36	46.9		49.3	44.0
21/09/2024	8:41	46.5	49.6	48.2	44.5
21/09/2024	8:46	49.2		51.6	45.6
21/09/2024	8:51	48.4		50.3	46.3
21/09/2024	8:56	53.8		56.2	47.4
21/09/2024	9:01	50.8		52.0	48.4
21/09/2024	9:06	53.8		55.8	50.8
21/09/2024	9:11	57.1	56.6	59.1	53.6
21/09/2024	9:16	56.9		59.3	53.7
21/09/2024	9:21	57.4		58.9	55.3
21/09/2024	9:26	59.2		61.0	55.8
21/09/2024	9:31	65.0		68.3	57.0
21/09/2024	9:36	62.5		64.8	56.3
21/09/2024	9:41	61.7	62.9	64.5	54.9
21/09/2024	9:46	62.3		64.7	56.2
21/09/2024	9:51	62.9		64.7	56.8
21/09/2024	9:56	61.8		63.7	56.1
21/09/2024	10:01	63.2		64.5	57.0
21/09/2024	10:06	61.0		63.2	55.2
21/09/2024	10:11	60.5	63.4	62.3	54.7
21/09/2024	10:16	63.6		65.0	54.7
21/09/2024	10:21	64.3		64.8	54.6
21/09/2024	10:26	65.5		67.3	55.3
21/09/2024	10:31	61.6		63.7	54.0
21/09/2024	10:36	62.9		64.3	55.3
21/09/2024	10:41	63.8	65.7	65.3	56.2
21/09/2024	10:46	62.3		65.6	55.5
21/09/2024	10:51	71.2		75.7	53.4
21/09/2024	10:56	61.6		64.2	52.7
21/09/2024	11:01	60.5		62.6	53.1
21/09/2024	11:06	59.8		62.7	51.8
21/09/2024	11:11	61.0	62.4	63.3	52.5
21/09/2024	11:16	62.4		64.6	52.2
21/09/2024	11:21	64.4		66.2	54.1
21/09/2024	11:26	64.1		65.4	54.6
21/09/2024	11:31	63.4		64.7	53.7
21/09/2024	11:36	62.9		64.8	52.5
21/09/2024	11:41	63.3	62.9	64.8	53.5
21/09/2024	11:46	62.4		64.2	52.2
21/09/2024	11:51	63.5		64.5	51.7
21/09/2024	11:56	61.4		62.7	50.8
21/09/2024	12:01	61.0		62.2	51.0
21/09/2024	12:06	60.8		61.9	51.3
21/09/2024	12:11	61.5	62.6	63.3	51.4
21/09/2024	12:16	63.5		68.2	49.5
21/09/2024	12:21	63.8		69.1	49.2
21/09/2024	12:26	63.7		68.2	49.3
21/09/2024	12:31	64.5		68.5	50.5
21/09/2024	12:36	64.0		68.3	50.5
21/09/2024	12:41	64.3	64.7	68.8	50.7
21/09/2024	12:46	64.3		68.3	50.4
21/09/2024	12:51	65.2		70.6	50.6
21/09/2024	12:56	65.7		71.3	49.6
21/09/2024	13:01	64.1		69.1	49.6
21/09/2024	13:06	66.3		72.1	50.5
21/09/2024	13:11	63.7	68.2	68.1	49.8
21/09/2024	13:16	69.8		71.7	51.6
21/09/2024	13:21	69.9		71.8	52.6
21/09/2024	13:26	70.3		72.7	52.4
21/09/2024	13:31	70.5		72.7	52.4
21/09/2024	13:36	70.8		72.8	53.2
21/09/2024	13:41	71.6	71.1	73.7	53.9
21/09/2024	13:46	71.6		73.4	53.4
21/09/2024	13:51	70.7		73.0	53.4
21/09/2024	13:56	71.3		73.0	53.7
21/09/2024	14:01	72.0		74.0	53.8
21/09/2024	14:06	75.5		77.8	54.1
21/09/2024	14:11	71.0	72.0	73.2	52.8
21/09/2024	14:16	70.2		72.5	52.6
21/09/2024	14:21	69.9		71.5	52.8
21/09/2024	14:26	70.5		72.1	53.6
21/09/2024	14:31	70.9		72.9	53.5
21/09/2024	14:36	70.5		72.4	53.3
21/09/2024	14:41	71.4	75.7	73.4	53.9
21/09/2024	14:46	82.2		85.6	55.6
21/09/2024	14:51	71.1		73.3	53.1
21/09/2024	14:56	69.7		72.1	51.9
21/09/2024	15:01	69.7		72.1	52.4
21/09/2024	15:06	70.8		72.3	53.0
21/09/2024	15:11	71.6	71.9	74.2	52.8
21/09/2024	15:16	74.8		75.5	52.6
21/09/2024	15:21	70.2		72.7	52.6
21/09/2024	15:26	72.1		74.5	53.5
21/09/2024	15:31	81.1		84.9	56.1
21/09/2024	15:36	73.4		75.2	55.9
21/09/2024	15:41	73.1	76.5	75.1	54.8
21/09/2024	15:46	76.0		79.1	55.3
21/09/2024	15:51	76.3		77.2	53.9
21/09/2024	15:56	71.3		73.7	53.3
21/09/2024	16:01	73.1		75.4	54.3
21/09/2024	16:06	74.5		76.7	55.2
21/09/2024	16:11	73.9	74.2	76.4	54.7
21/09/2024	16:16	73.5		74.7	54.9
21/09/2024	16:21	74.2		76.4	55.8
21/09/2024	16:26	75.5		78.5	56.1
21/09/2024	16:31	74.1		76.6	55.7
21/09/2024	16:36	74.1		76.6	55.3
21/09/2024	16:41	75.8	75.1	78.0	55.2
21/09/2024	16:46	75.5		77.7	53.9
21/09/2024	16:51	77.6		82.3	53.5
21/09/2024	16:56	70.6		73.0	51.8
21/09/2024	17:01	69.8		73.0	51.2
21/09/2024	17:06	68.4		70.4	51.2
21/09/2024	17:11	70.9	69.9	72.7	51.9
21/09/2024	17:16	70.8		73.2	51.7
21/09/2024	17:21	68.0		69.2	51.2
21/09/2024	17:26	70.7		71.1	51.1
21/09/2024	17:31	69.7		71.4	52.0
21/09/2024	17:36	70.5		72.0	51.7
21/09/2024	17:41	67.1	68.7	67.7	50.0
21/09/2024	17:46	66.6		68.4	49.5
21/09/2024	17:51	67.8		69.1	50.8
21/09/2024	17:56	69.3		71.9	51.1
21/09/2024	18:01	69.0		69.8	50.3
21/09/2024	18:06	66.4		68.0	49.5
21/09/2024	18:11	69.3	67.8	69.9	50.3
21/09/2024	18:16	68.4		70.3	49.9
21/09/2024	18:21	66.4		67.9	49.3
21/09/2024	18:26	66.0		67.5	49.1
21/09/2024	18:31	66.4		67.6	49.2
21/09/2024	18:36	63.2		69.0	49.5
21/09/2024	18:41	61.9	64.9	67.4	48.8
21/09/2024	18:46	68.3		70.5	49.4
21/09/2024	18:51	61.6		66.9	48.6
21/09/2024	18:56	63.4		67.5	48.9
		Mean	64.5		
		Maximum	76.5		
		Minimum	46.2		

Date	Start Time	Leq (5mins)	Leq (30mins)	L10 (5mins)	L90 (5mins)
22/09/2024	7:01	51.9		53.8	49.6
22/09/2024	7:06	52.3		54.3	49.6
22/09/2024	7:11	50.9	52.1	52.6	48.5
22/09/2024	7:16	52.3		54.5	48.9
22/09/2024	7:21	51.4		52.7	48.5
22/09/2024	7:26	53.5		56.0	49.6
22/09/2024	7:31	51.6		53.2	49.1
22/09/2024	7:36	51.7		53.5	48.5
22/09/2024	7:41	56.3	55.2	57.8	48.9
22/09/2024	7:46	55.3		58.8	49.7
22/09/2024	7:51	58.8		60.7	50.9
22/09/2024	7:56	52.0		53.1	50.2
22/09/2024	8:01	51.8		53.0	49.8
22/09/2024	8:06	52.3		53.7	49.9
22/09/2024	8:11	65.8	60.4	69.6	54.1
22/09/2024	8:16	54.2		56.0	51.4
22/09/2024	8:21	57.7		58.8	50.4
22/09/2024	8:26	62.2		66.2	50.9
22/09/2024	8:31	54.6		54.8	50.8
22/09/2024	8:36	54.4		56.1	51.7
22/09/2024	8:41	54.1	55.2	55.9	51.5
22/09/2024	8:46	56.4		58.8	52.8
22/09/2024	8:51	55.1		57.3	51.6
22/09/2024	8:56	56.0		58.6	51.9
22/09/2024	9:01	56.3		58.7	53.3
22/09/2024	9:06	54.5		55.8	52.9
22/09/2024	9:11	55.9	57.5	57.8	53.9
22/09/2024	9:16	56.8		58.7	54.8
22/09/2024	9:21	57.5		59.3	55.1
22/09/2024	9:26	60.8		65.4	54.6
22/09/2024	9:31	59.3		61.3	55.0
22/09/2024	9:36	58.2		60.2	55.4
22/09/2024	9:41	58.9	59.6	60.9	55.8
22/09/2024	9:46	60.5		61.1	55.5
22/09/2024	9:51	60.2		61.7	55.2
22/09/2024	9:56	60.0		63.3	53.6
22/09/2024	10:01	58.5		60.1	53.5
22/09/2024	10:06	59.8		62.6	53.9
22/09/2024	10:11	61.9	60.9	64.0	53.6
22/09/2024	10:16	62.3		62.8	53.9
22/09/2024	10:21	53.5		59.2	47.4
22/09/2024	10:26	63.5		65.9	54.9
22/09/2024	10:31	64.5		69.2	52.9
22/09/2024	10:36	62.0		68.6	48.9
22/09/2024	10:41	56.5	62.2	58.1	49.8
22/09/2024	10:46	58.2		60.2	49.7
22/09/2024	10:51	62.8		66.1	49.6
22/09/2024	10:56	63.9		67.3	49.8
22/09/2024	11:01	62.6		66.8	48.7
22/09/2024	11:06	54.6		55.5	48.7
22/09/2024	11:11	57.1	59.7	59.0	49.0
22/09/2024	11:16	59.3		61.2	47.2
22/09/2024	11:21	60.8		62.1	51.2
22/09/2024	11:26	59.4		61.7	47.9
22/09/2024	11:31	56.0		57.8	46.0
22/09/2024	11:36	55.1		56.0	45.8
22/09/2024	11:41	55.6	56.9	56.7	46.0
22/09/2024	11:46	57.2		58.9	46.4
22/09/2024	11:51	58.1		59.2	49.1
22/09/2024	11:56	58.3		58.9	49.4
22/09/2024	12:01	60.3		61.4	50.5
22/09/2024	12:06	60.6		62.0	51.1
22/09/2024	12:11	59.9	61.9	61.7	50.1
22/09/2024	12:16	63.4		65.4	50.8
22/09/2024	12:21	64.4		66.0	51.6
22/09/2024	12:26	60.7		61.4	51.4
22/09/2024	12:31	65.2		70.0	51.1
22/09/2024	12:36	67.3		73.2	51.8
22/09/2024	12:41	66.1	67.1	70.7	52.5
22/09/2024	12:46	67.7		72.2	52.6
22/09/2024	12:51	68.1		73.0	54.1
22/09/2024	12:56	67.7		72.4	51.7
22/09/2024	13:01	64.1		68.4	50.4
22/09/2024	13:06	68.1		73.1	50.7
22/09/2024	13:11	69.0	67.3	73.8	51.4
22/09/2024	13:16	64.5		68.7	50.9
22/09/2024	13:21	67.8		73.5	52.9
22/09/2024	13:26	68.3		73.8	53.5
22/09/2024	13:31	69.0		70.0	52.7
22/09/2024	13:36	71.1		73.5	53.1
22/09/2024	13:41	69.3	71.2	71.1	52.3
22/09/2024	13:46	71.1		73.2	53.7
22/09/2024	13:51	71.2		72.4	53.4
22/09/2024	13:56	73.8		77.0	54.1
22/09/2024	14:01	72.6		74.6	55.0
22/09/2024	14:06	74.1		75.6	55.4
22/09/2024	14:11	76.0	73.8	78.4	55.0
22/09/2024	14:16	72.9		76.4	52.9
22/09/2024	14:21	74.9		79.1	52.5
22/09/2024	14:26	69.4		70.2	51.6
22/09/2024	14:31	67.7		68.4	51.4
22/09/2024	14:36	69.0		69.1	51.2
22/09/2024	14:41	73.3	74.5	74.5	53.0
22/09/2024	14:46	79.7		81.9	59.4
22/09/2024	14:51	75.1		80.1	52.3
22/09/2024	14:56	69.0		70.0	51.9
22/09/2024	15:01	74.5		78.1	51.0
22/09/2024	15:06	78.1		80.2	59.8
22/09/2024	15:11	74.9	76.3	78.1	52.5
22/09/2024	15:16	74.8		78.3	52.8
22/09/2024	15:21	77.1		79.1	56.1
22/09/2024	15:26	77.3		79.7	58.8
22/09/2024	15:31	76.5		78.9	54.7
22/09/2024	15:36	72.3		74.4	54.9
22/09/2024	15:41	72.6	72.1	74.3	55.0
22/09/2024	15:46	67.9		70.0	50.6
22/09/2024	15:51	67.8		69.8	50.3
22/09/2024	15:56	66.2		68.2	49.5
22/09/2024	16:01	65.2		65.8	49.2
22/09/2024	16:06	65.0		65.7	48.9
22/09/2024	16:11	64.9	67.0	66.6	47.7
22/09/2024	16:16	64.5		66.0	47.6
22/09/2024	16:21	71.4		75.1	51.4
22/09/2024	16:26	66.2		70.1	46.8
22/09/2024	16:31	69.6		74.6	46.7
22/09/2024	16:36	71.4		76.8	46.8
22/09/2024	16:41	73.1	73.2	76.0	48.9
22/09/2024	16:46	76.1		78.0	48.8
22/09/2024	16:51	75.5		77.6	48.8
22/09/2024	16:56	66.4		67.2	45.7
22/09/2024	17:01	67.4		70.4	45.4
22/09/2024	17:06	63.8		66.3	44.7
22/09/2024	17:11	64.2	64.4	67.4	44.5
22/09/2024	17:16	63.4		66.6	44.1
22/09/2024	17:21	61.5		63.1	43.4
22/09/2024	17:26	63.6		64.4	47.8
22/09/2024	17:31	63.2		64.0	47.5
22/09/2024	17:36	63.4		64.0	47.7
22/09/2024	17:41	64.6	61.8	64.8	47.7
22/09/2024	17:46	57.7		60.3	39.7
22/09/2024	17:51	57.1		59.0	39.6
22/09/2024	17:56	59.3		60.9	42.4
22/09/2024	18:01	61.5		65.3	42.0
22/09/2024	18:06	60.2		63.7	41.0
22/09/2024	18:11	57.6	62.3	58.8	41.1
22/09/2024	18:16	63.3		64.5	46.7
22/09/2024	18:21	62.8		63.4	47.3
22/09/2024	18:26	65.0		66.4	48.5
22/09/2024	18:31	64.0		65.0	48.0
22/09/2024	18:36	58.4		60.8	41.3
22/09/2024	18:41	58.6	59.2	60.8	42.0
22/09/2024	18:46	58.3		60.7	41.4
22/09/2024	18:51	52.8		57.8	40.8
22/09/2024	18:56	53.9		59.4	41.3
		Mean	63.8		
		Maximum	76.3		
		Minimum	52.1		

Station: CM15a

Date	Start Time	Leq (5mins)	Leq (30mins)	L10 (5mins)	L90 (5mins)
23/09/2024	7:01	48.9		50.3	47.1
23/09/2024	7:06	50.2		51.8	44.6
23/09/2024	7:11	57.6	54.6	62.7	45.7
23/09/2024	7:16	58.5		63.8	45.5
23/09/2024	7:21	51.1		54.3	45.6
23/09/2024	7:26	51.3		54.3	45.9
23/09/2024	7:31	50.7		54.1	45.7
23/09/2024	7:36	50.2		53.8	45.9
23/09/2024	7:41	51.9	51.6	54.8	48.8
23/09/2024	7:46	51.0		52.3	49.1
23/09/2024	7:51	50.7		52.0	48.8
23/09/2024	7:56	53.9		55.1	50.0
23/09/2024	8:01	60.4		64.4	50.9
23/09/2024	8:06	56.5		59.9	50.1
23/09/2024	8:11	55.4	56.4	57.3	51.5
23/09/2024	8:16	53.2		55.7	50.3
23/09/2024	8:21	53.3		55.2	50.8
23/09/2024	8:26	55.0		56.9	51.4
23/09/2024	8:31	60.3		61.6	58.7
23/09/2024	8:36	62.0		63.8	57.0
23/09/2024	8:41	56.6	59.4	59.2	52.4
23/09/2024	8:46	58.3		61.6	51.0
23/09/2024	8:51	59.7		62.4	51.1
23/09/2024	8:56	57.3		57.4	50.0
23/09/2024	9:01	54.1		54.7	50.2
23/09/2024	9:06	52.0		52.7	49.3
23/09/2024	9:11	55.6	57.8	55.9	49.5
23/09/2024	9:16	53.4		55.2	50.0
23/09/2024	9:21	57.5		59.3	50.5
23/09/2024	9:26	63.1		68.1	55.1
23/09/2024	9:31	56.5		59.8	49.5
23/09/2024	9:36	57.7		57.9	50.9
23/09/2024	9:41	62.1	59.6	64.4	52.2
23/09/2024	9:46	60.5		62.6	52.9
23/09/2024	9:51	55.5		64.0	51.4
23/09/2024	9:56	61.4		63.6	55.5
23/09/2024	10:01	62.5		64.5	55.1
23/09/2024	10:06	60.5		62.9	55.2
23/09/2024	10:11	64.2	63.0	65.8	55.6
23/09/2024	10:16	63.3		64.9	54.2
23/09/2024	10:21	63.0		65.8	54.6
23/09/2024	10:26	63.4		65.9	54.3
23/09/2024	10:31	61.3		64.0	53.0
23/09/2024	10:36	60.8		63.7	51.6
23/09/2024	10:41	63.1	62.1	65.2	52.0
23/09/2024	10:46	64.0		67.3	53.6
23/09/2024	10:51	59.6		62.2	50.3
23/09/2024	10:56	62.1		64.7	50.8
23/09/2024	11:01	57.3		59.7	49.6
23/09/2024	11:06	56.4		57.0	49.4
23/09/2024	11:11	62.1	61.5	64.9	50.6
23/09/2024	11:16	62.2		65.7	49.6
23/09/2024	11:21	59.3		60.4	49.7
23/09/2024	11:26	65.2		68.3	49.9
23/09/2024	11:31	67.3		71.1	52.9
23/09/2024	11:36	62.3		65.3	49.9
23/09/2024	11:41	61.7	63.8	65.5	48.7
23/09/2024	11:46	62.7		65.6	50.1
23/09/2024	11:51	62.6		63.8	53.0
23/09/2024	11:56	63.3		64.7	52.8
23/09/2024	12:01	65.5		69.4	53.3
23/09/2024	12:06	68.4		71.7	55.3
23/09/2024	12:11	65.9	69.5	68.8	54.9
23/09/2024	12:16	67.7		69.5	57.3
23/09/2024	12:21	72.6		77.5	57.7
23/09/2024	12:26	71.6		76.7	56.2
23/09/2024	12:31	70.3		75.9	55.0
23/09/2024	12:36	69.0		74.0	54.5
23/09/2024	12:41	70.7	74.6	75.9	55.7
23/09/2024	12:46	75.5		82.6	57.7
23/09/2024	12:51	76.5		82.0	61.0
23/09/2024	12:56	78.0		84.4	59.7
23/09/2024	13:01	75.4		81.4	58.1
23/09/2024	13:06	72.3		76.6	57.7
23/09/2024	13:11	70.7	74.9	76.0	55.5
23/09/2024	13:16	71.5		76.3	57.6
23/09/2024	13:21	78.3		81.2	58.2
23/09/2024	13:26	76.1		77.5	57.4
23/09/2024	13:31	75.8		78.3	58.1
23/09/2024	13:36	74.8		76.6	57.0
23/09/2024	13:41	75.3	75.4	76.9	56.9
23/09/2024	13:46	75.3		77.0	57.7
23/09/2024	13:51	75.4		76.6	58.0
23/09/2024	13:56	75.9		77.9	58.5
23/09/2024	14:01	73.1		75.4	56.0
23/09/2024	14:06	73.6		75.8	55.9
23/09/2024	14:11	73.4	73.2	75.3	56.2
23/09/2024	14:16	72.9		75.1	54.9
23/09/2024	14:21	73.3		74.7	56.1
23/09/2024	14:26	73.0		75.5	55.2
23/09/2024	14:31	74.9		77.1	56.7
23/09/2024	14:36	73.0		75.0	55.2
23/09/2024	14:41	73.8	73.4	76.2	55.2
23/09/2024	14:46	72.0		74.3	54.1
23/09/2024	14:51	72.1		73.9	54.7
23/09/2024	14:56	73.6		76.2	55.5
23/09/2024	15:01	73.6		76.3	54.6
23/09/2024	15:06	75.3		77.9	56.7
23/09/2024	15:11	74.7	74.5	77.5	55.2
23/09/2024	15:16	76.1		79.7	54.4
23/09/2024	15:21	73.3		76.0	53.2
23/09/2024	15:26	73.5		76.9	51.9
23/09/2024	15:31	77.4		79.3	58.1
23/09/2024	15:36	73.0		76.7	51.2
23/09/2024	15:41	72.5	73.5	75.5	50.3
23/09/2024	15:46	72.5		74.5	54.6
23/09/2024	15:51	70.8		73.0	51.6
23/09/2024	15:56	70.2		73.2	49.7
23/09/2024	16:01	66.4		70.7	46.9
23/09/2024	16:06	64.8		66.8	46.6
23/09/2024	16:11	67.0	66.2	68.7	49.3
23/09/2024	16:16	66.1		69.4	46.4
23/09/2024	16:21	67.4		70.3	45.9
23/09/2024	16:26	64.6		67.9	44.9
23/09/2024	16:31	65.2		68.4	45.3
23/09/2024	16:36	68.4		71.7	48.2
23/09/2024	16:41	65.2	68.7	68.7	45.6
23/09/2024	16:46	64.2		66.1	45.5
23/09/2024	16:51	70.3		74.3	46.4
23/09/2024	16:56	72.4		76.7	48.6
23/09/2024	17:01	68.1		69.7	48.0
23/09/2024	17:06	64.5		66.2	47.2
23/09/2024	17:11	63.9	65.1	65.8	46.1
23/09/2024	17:16	63.9		66.3	46.4
23/09/2024	17:21	64.0		66.1	46.1
23/09/2024	17:26	64.0		66.3	45.6
23/09/2024	17:31	61.0		63.7	42.0
23/09/2024	17:36	60.3		61.9	42.0
23/09/2024	17:41	59.5	61.0	60.7	42.8
23/09/2024	17:46	60.6		62.2	43.6
23/09/2024	17:51	60.4		61.4	43.0
23/09/2024	17:56	63.3		64.9	44.7
23/09/2024	18:01	63.4		64.6	47.0
23/09/2024	18:06	65.6		67.0	46.1
23/09/2024	18:11	64.7	65.3	65.4	48.5
23/09/2024	18:16	65.8		67.3	49.2
23/09/2024	18:21	66.0		67.1	49.7
23/09/2024	18:26	66.0		66.9	50.2
23/09/2024	18:31	65.6		66.4	49.8
23/09/2024	18:36	65.1		66.3	47.8
23/09/2024	18:41	60.9	62.6	67.3	47.5
23/09/2024	18:46	59.8		64.8	47.9
23/09/2024	18:51	59.8		65.2	47.7
23/09/2024	18:56	59.4		64.1	47.6
		Mean	65.3		
		Maximum	75.4		
		Minimum	51.6		

Date	Start Time	Leq (5mins)	Leq (30mins)	L10 (5mins)	L90 (5mins)
24/09/2024	7:01	58.2		61.8	46.2
24/09/2024	7:06	52.0		55.6	47.3
24/09/2024	7:11	56.1	56.9	59.4	50.0
24/09/2024	7:16	59.6		63.4	50.8
24/09/2024	7:21	56.6		59.7	51.0
24/09/2024	7:26	55.5		59.4	49.7
24/09/2024	7:31	58.5		62.0	51.4
24/09/2024	7:36	58.4		61.3	52.7
24/09/2024	7:41	57.7	58.4	59.5	55.3
24/09/2024	7:46	58.5		60.9	55.6
24/09/2024	7:51	58.0		59.7	55.5
24/09/2024	7:56	59.4		61.8	55.9
24/09/2024	8:01	60.9		63.0	57.9
24/09/2024	8:06	59.9		62.3	57.0
24/09/2024	8:11	59.3	60.2	61.5	56.7
24/09/2024	8:16	59.4		62.0	56.7
24/09/2024	8:21	61.1		63.1	58.0
24/09/2024	8:26	60.0		61.8	57.6
24/09/2024	8:31	60.1		61.7	57.3
24/09/2024	8:36	58.7		60.2	56.1
24/09/2024	8:41	58.5	59.0	60.5	56.7
24/09/2024	8:46	57.8		59.1	56.0
24/09/2024	8:51	58.2		59.6	56.3
24/09/2024	8:56	59.9		61.4	57.1
24/09/2024	9:01	60.8		63.7	57.7
24/09/2024	9:06	60.4		62.1	58.3
24/09/2024	9:11	60.3	59.2	61.9	57.9
24/09/2024	9:16	58.3		61.2	57.4
24/09/2024	9:21	55.0		56.5	53.0
24/09/2024	9:26	57.8		58.5	52.5
24/09/2024	9:31	57.4		59.0	52.4
24/09/2024	9:36	58.2		59.8	53.4
24/09/2024	9:41	57.5	58.2	58.9	52.9
24/09/2024	9:46	58.5		60.0	53.5
24/09/2024	9:51	58.4		59.9	53.8
24/09/2024	9:56	59.2		61.1	53.6
24/09/2024	10:01	57.8		59.4	52.9
24/09/2024	10:06	60.0		61.4	53.5
24/09/2024	10:11	60.2	59.3	61.7	53.0
24/09/2024	10:16	59.1		60.7	52.0
24/09/2024	10:21	58.3		59.8	51.5
24/09/2024	10:26	59.6		61.5	51.9
24/09/2024	10:31	60.4		62.3	53.2
24/09/2024	10:36	58.7		60.1	51.9
24/09/2024	10:41	59.7	59.1	61.8	52.0
24/09/2024	10:46	58.4		60.4	51.2
24/09/2024	10:51	57.6		59.1	50.9
24/09/2024	10:56	59.2		61.1	51.1
24/09/2024	11:01	59.4		61.4	52.2
24/09/2024	11:06	62.7		65.4	51.4
24/09/2024	11:11	62.0	62.2	64.1	50.4
24/09/2024	11:16	63.9		65.6	53.4
24/09/2024	11:21	63.0		65.8	51.4
24/09/2024	11:26	60.7		61.9	50.8
24/09/2024	11:31	60.7		62.1	50.6
24/09/2024	11:36	63.5		66.1	52.1
24/09/2024	11:41	62.0	62.1	64.5	50.8
24/09/2024	11:46	61.4		63.4	50.9
24/09/2024	11:51	62.5		64.7	51.8
24/09/2024	11:56	62.1		64.1	51.9
24/09/2024	12:01	63.2		65.0	53.0
24/09/2024	12:06	68.6		73.5	54.4
24/09/2024	12:11	67.1	67.1	71.5	53.0
24/09/2024	12:16	67.7		72.7	52.6
24/09/2024	12:21	66.5		71.4	52.1
24/09/2024	12:26	67.7		72.6	53.2
24/09/2024	12:31	69.6		74.4	55.6
24/09/2024	12:36	68.7		73.1	55.0
24/09/2024	12:41	69.9	69.2	74.9	55.3
24/09/2024	12:46	69.2		74.0	54.7
24/09/2024	12:51	69.5		74.2	55.1
24/09/2024	12:56	68.4		73.8	53.3
24/09/2024	13:01	68.7		73.3	54.8
24/09/2024	13:06	74.1		76.5	55.2
24/09/2024	13:11	75.3	74.0	76.7	58.1
24/09/2024	13:16	73.3		75.4	55.5
24/09/2024	13:21	76.6		78.1	54.5
24/09/2024	13:26	72.3		74.3	54.5
24/09/2024	13:31	76.1		78.0	55.2
24/09/2024	13:36	73.1		74.8	54.5
24/09/2024	13:41	74.2	74.0	77.2	54.9
24/09/2024	13:46	73.5		76.1	55.0
24/09/2024	13:51	74.2		77.9	53.4
24/09/2024	13:56	71.6		73.2	53.6
24/09/2024	14:01	72.6		74.3	53.1
24/09/2024	14:06	75.5		77.1	54.1
24/09/2024	14:11	71.5	72.8	74.0	53.4
24/09/2024	14:16	72.6		75.2	53.8
24/09/2024	14:21	70.8		72.6	53.6
24/09/2024	14:26	71.9		74.1	54.1
24/09/2024	14:31	72.0		74.0	54.1
24/09/2024	14:36	71.5		73.9	53.8
24/09/2024	14:41	71.8	71.9	73.7	54.1
24/09/2024	14:46	71.4		73.0	54.3
24/09/2024	14:51	71.5		72.8	53.7
24/09/2024	14:56	72.9		75.2	54.7
24/09/2024	15:01	71.1		73.7	52.9
24/09/2024	15:06	69.2		71.0	52.3
24/09/2024	15:11	68.9	69.7	70.6	51.6
24/09/2024	15:16	69.2		71.0	51.9
24/09/2024	15:21	70.1		72.1	52.2
24/09/2024	15:26	69.0		70.8	51.9
24/09/2024	15:31	70.1		71.7	53.0
24/09/2024	15:36	68.5		69.7	52.1
24/09/2024	15:41	70.6	71.3	72.3	52.7
24/09/2024	15:46	75.7		79.1	52.9
24/09/2024	15:51	68.7		70.7	51.2
24/09/2024	15:56	69.2		71.2	51.5
24/09/2024	16:01	70.0		72.1	51.1
24/09/2024	16:06	69.9		73.8	49.7
24/09/2024	16:11	67.1	69.7	68.8	49.8
24/09/2024	16:16	68.7		71.0	50.4
24/09/2024	16:21	71.8		72.3	51.3
24/09/2024	16:26	69.2		71.6	50.8
24/09/2024	16:31	70.8		73.3	51.0
24/09/2024	16:36	70.0		71.2	51.5
24/09/2024	16:41	69.8	69.6	72.3	50.9
24/09/2024	16:46	69.6		71.9	50.9
24/09/2024	16:51	70.2		73.2	49.5
24/09/2024	16:56	65.2		66.5	49.1
24/09/2024	17:01	66.1		67.4	49.5
24/09/2024	17:06	65.1		66.3	49.2
24/09/2024	17:11	65.7	65.4	66.9	49.4
24/09/2024	17:16	65.4		67.0	49.2
24/09/2024	17:21	65.3		66.6	49.0
24/09/2024	17:26	65.0		66.3	48.9
24/09/2024	17:31	65.0		66.3	49.0
24/09/2024	17:36	65.1		66.2	48.9
24/09/2024	17:41	65.8	65.7	67.3	49.0
24/09/2024	17:46	65.5		67.0	49.2
24/09/2024	17:51	66.7		68.1	49.4
24/09/2024	17:56	65.7		66.2	49.3
24/09/2024	18:01	65.5		67.3	49.1
24/09/2024	18:06	65.2		66.5	49.2
24/09/2024	18:11	66.0	64.8	66.9	50.0
24/09/2024	18:16	64.8		66.2	48.7
24/09/2024	18:21	64.5		65.4	48.7
24/09/2024	18:26	61.0		66.7	48.7
24/09/2024	18:31	60.2		65.1	48.4
24/09/2024	18:36	60.6		65.8	48.6
24/09/2024	18:41	60.5	65.7	65.5	48.6
24/09/2024	18:46	71.9		78.8	49.5
24/09/2024	18:51	63.3		68.6	49.1
24/09/2024	18:56	61.9		67.8	49.1
		Mean	65.2		
		Maximum	74.0		
		Minimum	56.9		

Station: CM15a

Date	Start Time	Leq (5mins)	Leq (30mins)	L10 (5mins)	L90 (5mins)
25/09/2024	7:01	55.7		58.2	52.2
25/09/2024	7:06	55.6		57.9	52.5
25/09/2024	7:11	56.7	56.4	59.1	52.4
25/09/2024	7:16	57.9		60.8	53.6
25/09/2024	7:21	55.8		58.3	52.8
25/09/2024	7:26	56.0		57.8	53.4
25/09/2024	7:31	56.6		58.9	53.8
25/09/2024	7:36	58.0		60.2	54.2
25/09/2024	7:41	56.8	57.8	58.7	54.6
25/09/2024	7:46	57.7		59.6	55.0
25/09/2024	7:51	59.9		62.8	55.6
25/09/2024	7:56	56.9		59.1	54.5
25/09/2024	8:01	59.5		62.5	55.2
25/09/2024	8:06	61.2		62.6	55.8
25/09/2024	8:11	60.2	58.9	63.7	54.7
25/09/2024	8:16	56.7		58.4	54.4
25/09/2024	8:21	56.5		58.3	54.4
25/09/2024	8:26	57.0		58.7	54.2
25/09/2024	8:31	56.8		58.5	54.3
25/09/2024	8:36	56.2		58.5	53.8
25/09/2024	8:41	56.2	56.5	58.1	53.9
25/09/2024	8:46	57.9		63.0	55.1
25/09/2024	8:51	55.8		59.3	50.7
25/09/2024	8:56	55.4		59.4	50.3
25/09/2024	9:01	58.5		62.1	50.0
25/09/2024	9:06	59.7		64.1	48.2
25/09/2024	9:11	52.5	56.2	57.1	47.1
25/09/2024	9:16	53.6		57.9	48.0
25/09/2024	9:21	53.1		57.7	48.3
25/09/2024	9:26	54.4		57.1	50.0
25/09/2024	9:31	51.2		54.2	48.2
25/09/2024	9:36	49.0		49.3	48.1
25/09/2024	9:41	52.6	51.6	54.4	47.4
25/09/2024	9:46	52.6		54.3	47.3
25/09/2024	9:51	51.4		53.7	46.0
25/09/2024	9:56	51.6		53.5	46.3
25/09/2024	10:01	55.0		57.9	48.1
25/09/2024	10:06	52.0		54.4	46.1
25/09/2024	10:11	53.9	55.3	55.8	48.0
25/09/2024	10:16	56.2		60.4	49.2
25/09/2024	10:21	56.3		57.3	49.7
25/09/2024	10:26	56.9		58.3	50.2
25/09/2024	10:31	58.3		60.8	51.0
25/09/2024	10:36	63.9		68.1	51.4
25/09/2024	10:41	60.0	60.1	60.2	51.2
25/09/2024	10:46	58.6		59.8	52.2
25/09/2024	10:51	58.7		59.9	51.3
25/09/2024	10:56	56.8		58.0	50.3
25/09/2024	11:01	61.0		64.3	50.4
25/09/2024	11:06	59.1		64.2	50.3
25/09/2024	11:11	57.6	66.8	58.9	50.4
25/09/2024	11:16	59.1		59.6	51.2
25/09/2024	11:21	70.7		72.2	61.0
25/09/2024	11:26	71.2		74.1	55.7
25/09/2024	11:31	70.1		74.5	53.3
25/09/2024	11:36	63.9		66.4	52.1
25/09/2024	11:41	63.7	65.4	65.1	52.2
25/09/2024	11:46	63.2		65.1	50.9
25/09/2024	11:51	61.6		62.5	50.7
25/09/2024	11:56	63.2		65.2	50.4
25/09/2024	12:01	64.1		66.1	50.8
25/09/2024	12:06	64.8		66.5	53.0
25/09/2024	12:11	65.9	66.1	68.4	53.2
25/09/2024	12:16	65.3		66.3	55.9
25/09/2024	12:21	68.3		74.6	51.9
25/09/2024	12:26	67.0		71.8	52.0
25/09/2024	12:31	69.2		72.9	56.4
25/09/2024	12:36	67.5		73.3	50.7
25/09/2024	12:41	67.5	68.1	73.8	51.2
25/09/2024	12:46	67.8		72.2	52.5
25/09/2024	12:51	69.4		75.0	53.4
25/09/2024	12:56	66.6		73.3	49.7
25/09/2024	13:01	68.6		73.3	50.9
25/09/2024	13:06	69.2		74.1	53.2
25/09/2024	13:11	69.9	71.3	75.7	53.7
25/09/2024	13:16	70.4		75.8	52.9
25/09/2024	13:21	68.9		69.4	51.3
25/09/2024	13:26	75.6		78.0	55.1
25/09/2024	13:31	75.1		78.4	53.4
25/09/2024	13:36	77.1		80.3	54.6
25/09/2024	13:41	76.8	76.4	80.4	54.1
25/09/2024	13:46	78.0		81.7	57.0
25/09/2024	13:51	74.3		78.5	53.1
25/09/2024	13:56	76.1		80.2	53.0
25/09/2024	14:01	78.1		82.2	56.6
25/09/2024	14:06	78.3		81.7	54.0
25/09/2024	14:11	71.9	76.7	73.1	49.7
25/09/2024	14:16	77.5		81.3	51.3
25/09/2024	14:21	76.2		79.1	56.4
25/09/2024	14:26	75.8		79.6	49.6
25/09/2024	14:31	76.2		80.7	49.6
25/09/2024	14:36	64.9		66.6	48.0
25/09/2024	14:41	71.4	73.9	75.8	47.1
25/09/2024	14:46	74.9		78.3	55.5
25/09/2024	14:51	75.9		79.3	55.3
25/09/2024	14:56	72.7		77.7	46.8
25/09/2024	15:01	73.1		78.2	47.0
25/09/2024	15:06	75.7		79.5	47.7
25/09/2024	15:11	75.9	75.6	80.1	48.9
25/09/2024	15:16	66.2		67.5	48.4
25/09/2024	15:21	76.0		79.7	49.6
25/09/2024	15:26	78.8		82.4	57.1
25/09/2024	15:31	75.6		80.5	52.5
25/09/2024	15:36	69.4		71.9	51.9
25/09/2024	15:41	71.6	71.5	72.4	56.2
25/09/2024	15:46	66.7		68.0	50.1
25/09/2024	15:51	67.2		68.3	51.0
25/09/2024	15:56	72.0		72.5	56.6
25/09/2024	16:01	66.5		71.8	44.2
25/09/2024	16:06	59.3		61.5	42.5
25/09/2024	16:11	67.4	65.8	70.8	43.1
25/09/2024	16:16	69.9		71.0	45.5
25/09/2024	16:21	60.3		61.3	44.1
25/09/2024	16:26	61.5		64.2	44.4
25/09/2024	16:31	69.5		71.1	44.4
25/09/2024	16:36	69.2		71.1	46.4
25/09/2024	16:41	59.4	67.8	60.0	43.6
25/09/2024	16:46	61.9		64.6	44.8
25/09/2024	16:51	69.8		71.2	45.9
25/09/2024	16:56	68.3		71.2	44.6
25/09/2024	17:01	61.1		62.4	44.2
25/09/2024	17:06	60.5		62.6	43.4
25/09/2024	17:11	69.6	65.2	71.2	44.0
25/09/2024	17:16	68.1		71.1	43.4
25/09/2024	17:21	59.5		61.0	43.4
25/09/2024	17:26	59.8		62.2	43.2
25/09/2024	17:31	69.4		71.0	44.4
25/09/2024	17:36	68.3		70.7	47.3
25/09/2024	17:41	62.6	65.9	62.9	47.2
25/09/2024	17:46	63.1		63.5	47.7
25/09/2024	17:51	63.8		64.7	48.0
25/09/2024	17:56	62.4		64.0	44.8
25/09/2024	18:01	62.0		63.6	44.8
25/09/2024	18:06	60.7		62.0	43.9
25/09/2024	18:11	60.7	65.4	62.0	44.2
25/09/2024	18:16	61.8		63.3	45.2
25/09/2024	18:21	69.1		71.2	45.4
25/09/2024	18:26	68.7		71.2	44.6
25/09/2024	18:31	59.8		60.9	43.7
25/09/2024	18:36	66.0		68.4	45.0
25/09/2024	18:41	59.6	61.9	64.6	47.0
25/09/2024	18:46	60.1		65.2	47.9
25/09/2024	18:51	60.5		65.5	48.3
25/09/2024	18:56	61.1		65.9	49.3
		Mean	64.9		
		Maximum	76.7		
		Minimum	51.6		

Date	Start Time	Leq (5mins)	Leq (30mins)	L10 (5mins)	L90 (5mins)
26/09/2024	7:01	59.4		60.2	58.5
26/09/2024	7:06	57.1		58.4	55.4
26/09/2024	7:11	57.4	60.0	59.0	54.7
26/09/2024	7:16	57.6		59.3	55.3
26/09/2024	7:21	61.5		66.8	54.5
26/09/2024	7:26	63.1		67.2	56.2
26/09/2024	7:31	64.3		67.5	58.1
26/09/2024	7:36	62.7		66.9	56.5
26/09/2024	7:41	62.3	62.8	66.1	56.4
26/09/2024	7:46	62.1		66.0	56.1
26/09/2024	7:51	63.0		67.9	56.7
26/09/2024	7:56	61.9		63.8	59.6
26/09/2024	8:01	60.8		62.7	57.6
26/09/2024	8:06	62.4		64.8	60.0
26/09/2024	8:11	58.0	59.2	59.4	53.9
26/09/2024	8:16	53.2		56.3	53.0
26/09/2024	8:21	58.3		59.9	55.4
26/09/2024	8:26	57.7		59.6	55.4
26/09/2024	8:31	57.2		59.1	54.8
26/09/2024	8:36	57.1		58.9	54.6
26/09/2024	8:41	56.4	55.4	58.6	53.1
26/09/2024	8:46	53.4		55.1	51.6
26/09/2024	8:51	53.1		54.8	50.7
26/09/2024	8:56	52.3		54.4	50.1
26/09/2024	9:01	53.2		55.6	50.0
26/09/2024	9:06	51.3		53.0	49.5
26/09/2024	9:11	51.0	51.8	52.0	49.8
26/09/2024	9:16	50.2		51.3	49.0
26/09/2024	9:21	52.3		54.7	49.5
26/09/2024	9:26	51.9		53.2	50.3
26/09/2024	9:31	51.8		52.9	50.1
26/09/2024	9:36	51.4		53.0	49.7
26/09/2024	9:41	50.9	52.2	52.1	49.4
26/09/2024	9:46	51.1		52.2	49.6
26/09/2024	9:51	53.2		54.7	48.7
26/09/2024	9:56	53.9		55.0	49.6
26/09/2024	10:01	54.2		55.4	49.9
26/09/2024	10:06	54.8		56.2	49.9
26/09/2024	10:11	57.1	57.1	59.6	50.2
26/09/2024	10:16	55.2		56.9	50.0
26/09/2024	10:21	58.1		59.8	50.8
26/09/2024	10:26	60.0		62.1	54.8
26/09/2024	10:31	61.4		63.4	54.1
26/09/2024	10:36	61.1		62.7	54.0
26/09/2024	10:41	62.3	62.6	63.7	55.8
26/09/2024	10:46	62.5		64.0	55.6
26/09/2024	10:51	63.8		65.6	56.6
26/09/2024	10:56	63.6		65.4	55.9
26/09/2024	11:01	63.7		65.3	56.2
26/09/2024	11:06	62.1		63.6	55.2
26/09/2024	11:11	64.0	63.7	65.7	56.5
26/09/2024	11:16	64.8		66.8	57.3
26/09/2024	11:21	63.5		66.4	55.1
26/09/2024	11:26	63.6		65.9	54.7
26/09/2024	11:31	68.1		69.4	56.5
26/09/2024	11:36	69.7		70.7	56.3
26/09/2024	11:41	67.0	68.6	68.3	56.4
26/09/2024	11:46	70.3		72.2	57.1
26/09/2024	11:51	68.2		70.3	56.8
26/09/2024	11:56	67.0		69.2	56.4
26/09/2024	12:01	68.7		70.5	57.6
26/09/2024	12:06	67.3		68.9	55.4
26/09/2024	12:11	65.7	67.2	67.4	55.0
26/09/2024	12:16	65.7		67.9	55.0
26/09/2024	12:21	68.0		69.9	57.0
26/09/2024	12:26	66.7		68.9	56.0
26/09/2024	12:31	71.1		76.1	56.7
26/09/2024	12:36	70.3		74.2	55.7
26/09/2024	12:41	71.9	70.7	77.1	56.7
26/09/2024	12:46	70.1		75.0	56.1
26/09/2024	12:51	70.6		76.6	55.4
26/09/2024	12:56	69.9		75.4	55.2
26/09/2024	13:01	72.2		77.5	56.7
26/09/2024	13:06	72.9		77.4	58.5
26/09/2024	13:11	71.6	71.4	76.2	55.9
26/09/2024	13:16	70.8		75.6	56.3
26/09/2024	13:21	70.1		74.9	55.5
26/09/2024	13:26	70.3		75.4	56.2
26/09/2024	13:31	74.0		75.4	57.4
26/09/2024	13:36	75.1		76.2	57.9
26/09/2024	13:41	74.2	73.6	76.1	56.4
26/09/2024	13:46	73.8		75.4	56.6
26/09/2024	13:51	72.1		74.4	54.1
26/09/2024	13:56	71.6		72.7	54.2
26/09/2024	14:01	70.0		71.3	53.5
26/09/2024	14:06	68.1		70.9	48.2
26/09/2024	14:11	63.1	66.8	64.7	45.8
26/09/2024	14:16	61.7		63.7	44.8
26/09/2024	14:21	62.3		64.2	45.2
26/09/2024	14:26	68.4		69.2	46.2
26/09/2024	14:31	65.7		68.9	46.4
26/09/2024	14:36	61.9		64.0	44.7
26/09/2024	14:41	61.3	64.1	62.9	43.8
26/09/2024	14:46	62.3		63.6	41.9
26/09/2024	14:51	64.3		67.9	45.3
26/09/2024	14:56	66.4		70.6	41.5
26/09/2024	15:01	65.1		69.1	41.4
26/09/2024	15:06	66.5		71.3	42.4
26/09/2024	15:11	66.3	65.0	70.3	43.0
26/09/2024	15:16	64.2		69.0	41.8
26/09/2024	15:21	63.7		68.2	41.3
26/09/2024	15:26	63.5		67.1	42.8
26/09/2024	15:31	59.4		61.1	42.0
26/09/2024	15:36	58.8		60.5	41.9
26/09/2024	15:41	63.3	59.9	66.7	42.6
26/09/2024	15:46	58.5		60.1	40.9
26/09/2024	15:51	58.7		60.0	41.2
26/09/2024	15:56	58.5		59.6	41.7
26/09/2024	16:01	57.7		59.2	40.8
26/09/2024	16:06	59.0		61.1	41.5
26/09/2024	16:11	60.6	58.8	62.5	42.7
26/09/2024	16:16	58.1		59.4	41.5
26/09/2024	16:21	57.6		58.6	41.2
26/09/2024	16:26	58.8		60.3	42.0
26/09/2024	16:31	62.2		66.5	42.7
26/09/2024	16:36	61.2		62.5	42.1
26/09/2024	16:41	58.6	61.1	60.7	41.2
26/09/2024	16:46	62.7		65.9	42.8
26/09/2024	16:51	61.3		64.2	42.7
26/09/2024	16:56	59.1		59.9	42.0
26/09/2024	17:01	59.1		60.4	42.1
26/09/2024	17:06	61.8		64.3	42.2
26/09/2024	17:11	60.8	60.5	64.0	42.3
26/09/2024	17:16	60.5		63.2	42.2
26/09/2024	17:21	59.9		61.3	42.2
26/09/2024	17:26	60.3		62.0	42.3
26/09/2024	17:31	58.9		60.4	41.6
26/09/2024	17:36	57.6		58.8	40.8
26/09/2024	17:41	65.5	62.5	69.7	41.5
26/09/2024	17:46	65.5		69.5	42.8
26/09/2024	17:51	61.1		62.9	43.5
26/09/2024	17:56	59.2		61.2	40.9
26/09/2024	18:01	58.3		60.0	41.3
26/09/2024	18:06	60.2		63.4	40.8
26/09/2024	18:11	58.6	58.7	60.5	41.0
26/09/2024	18:16	58.2		59.9	41.4
26/09/2024	18:21	57.9		59.3	41.3
26/09/2024	18:26	58.7		60.8	40.8
26/09/2024	18:31	58.1		59.5	41.2
26/09/2024	18:36	58.2		60.1	41.1
26/09/2024	18:41	59.9	58.0	63.0	40.8
26/09/2024	18:46	59.7		62.0	41.4
26/09/2024	18:51	53.0		58.8	40.2
26/09/2024	18:56	55.8		62.7	40.7
		Mean	62.1		
		Maximum	73.6		
		Minimum	51.8		

Station: CM15a

Date	Start Time	Leq (5mins)	Leq (30mins)	L10 (5mins)	L90 (5mins)
27/09/2024	7:01	56.5	57.3	58.1	53.9
27/09/2024	7:06	57.1		59.2	54.1
27/09/2024	7:11	56.3		57.7	54.2
27/09/2024	7:16	57.8		60.1	54.8
27/09/2024	7:21	57.1		58.8	54.8
27/09/2024	7:26	58.5		59.9	56.7
27/09/2024	7:31	59.6	57.0	61.4	56.8
27/09/2024	7:36	46.9		59.5	42.5
27/09/2024	7:41	58.3		60.2	54.7
27/09/2024	7:46	56.4		58.4	54.5
27/09/2024	7:51	57.1		58.8	54.8
27/09/2024	7:56	55.9		57.5	53.9
27/09/2024	8:01	56.0	56.4	57.9	53.5
27/09/2024	8:06	56.6		58.4	54.4
27/09/2024	8:11	55.8		57.5	53.8
27/09/2024	8:16	56.9		58.4	54.5
27/09/2024	8:21	57.3		59.4	54.6
27/09/2024	8:26	55.6		57.3	53.4
27/09/2024	8:31	56.9	54.8	59.7	53.9
27/09/2024	8:36	55.7		58.1	52.8
27/09/2024	8:41	53.8		55.8	51.7
27/09/2024	8:46	54.0		55.7	51.6
27/09/2024	8:51	53.3		54.6	51.4
27/09/2024	8:56	53.9		55.5	51.8
27/09/2024	9:01	54.1	54.4	56.6	51.4
27/09/2024	9:06	55.1		57.1	52.7
27/09/2024	9:11	54.4		56.0	52.3
27/09/2024	9:16	54.5		56.4	51.8
27/09/2024	9:21	54.5		56.6	52.1
27/09/2024	9:26	53.7		54.9	52.2
27/09/2024	9:31	55.5	56.2	56.6	51.0
27/09/2024	9:36	55.1		56.1	51.0
27/09/2024	9:41	56.0		57.2	51.6
27/09/2024	9:46	57.0		58.3	51.9
27/09/2024	9:51	56.3		57.3	52.1
27/09/2024	9:56	57.0		58.0	52.6
27/09/2024	10:01	57.1	59.9	59.1	51.8
27/09/2024	10:06	57.5		58.6	53.0
27/09/2024	10:11	61.5		63.5	54.3
27/09/2024	10:16	60.4		62.1	53.6
27/09/2024	10:21	60.6		61.9	53.9
27/09/2024	10:26	60.6		61.7	54.3
27/09/2024	10:31	61.5	62.5	62.6	55.3
27/09/2024	10:36	62.1		63.5	55.3
27/09/2024	10:41	63.0		64.3	55.2
27/09/2024	10:46	63.3		65.2	55.3
27/09/2024	10:51	62.1		63.3	55.6
27/09/2024	10:56	62.9		64.6	55.7
27/09/2024	11:01	62.2	64.2	63.7	55.4
27/09/2024	11:06	61.3		62.5	54.9
27/09/2024	11:11	64.7		66.1	55.1
27/09/2024	11:16	65.3		67.6	55.0
27/09/2024	11:21	65.4		66.6	55.7
27/09/2024	11:26	64.9		66.2	55.3
27/09/2024	11:31	66.1	67.9	67.7	56.3
27/09/2024	11:36	65.4		66.9	55.8
27/09/2024	11:41	66.8		68.4	56.4
27/09/2024	11:46	68.9		69.7	56.4
27/09/2024	11:51	69.6		72.3	56.0
27/09/2024	11:56	68.8		72.1	55.6
27/09/2024	12:01	66.4	69.4	67.6	56.2
27/09/2024	12:06	65.0		66.3	55.1
27/09/2024	12:11	69.7		74.3	55.4
27/09/2024	12:16	69.6		73.9	56.1
27/09/2024	12:21	71.0		76.4	56.2
27/09/2024	12:26	71.3		76.3	56.9
27/09/2024	12:31	70.5	70.8	75.6	56.2
27/09/2024	12:36	70.5		75.5	56.3
27/09/2024	12:41	69.5		74.7	55.0
27/09/2024	12:46	72.4		77.8	56.9
27/09/2024	12:51	71.3		76.2	56.6
27/09/2024	12:56	69.9		73.5	55.2
27/09/2024	13:01	70.6	73.3	75.3	56.3
27/09/2024	13:06	68.5		72.6	54.9
27/09/2024	13:11	72.7		74.3	55.2
27/09/2024	13:16	71.4		72.6	54.9
27/09/2024	13:21	71.8		74.1	54.2
27/09/2024	13:26	78.0		81.2	57.5
27/09/2024	13:31	74.3	71.6	77.3	53.3
27/09/2024	13:36	69.4		70.3	52.5
27/09/2024	13:41	69.6		71.2	52.7
27/09/2024	13:46	74.6		75.7	52.2
27/09/2024	13:51	67.8		69.8	50.8
27/09/2024	13:56	68.7		71.2	50.7
27/09/2024	14:01	71.3	73.6	74.7	51.2
27/09/2024	14:06	74.1		77.7	52.6
27/09/2024	14:11	72.7		76.4	52.1
27/09/2024	14:16	75.0		78.7	53.1
27/09/2024	14:21	72.5		75.3	52.2
27/09/2024	14:26	74.8		75.8	51.4
27/09/2024	14:31	71.9		75.9	49.9
27/09/2024	14:36	69.4		72.8	50.1
		Mean	63.3		
		Maximum	73.6		
		Minimum	54.4		

Summary of Noise Monitoring Results during 07:00 - 19:00 at CM15a	
	Leq (30mins)
Mean	64.7
Maximum	78.4
Minimum	46.2

Note:
1. The Leq (5mins) values within the time slots that do not have six consecutive Leq (5mins) values are not included in calculation of Leq (30mins).
2. Short periods of data gaps in tables are due to suspension of monitoring during replacement of batteries for the sound level meter.

Station: CM15a

Date	Start Time	Leq (5mins)	Leq (30mins)	L10 (5mins)	L90 (5mins)
13/09/2024	19:03	67.0		71.5	45.3
13/09/2024	19:08	66.1		71.1	46.5
13/09/2024	19:13	67.0	66.2	71.1	54.8
13/09/2024	19:18	64.0		68.6	49.7
13/09/2024	19:23	65.3		70.6	50.7
13/09/2024	19:28	66.8		70.6	52.7
13/09/2024	19:33	66.6		70.7	54.2
13/09/2024	19:38	69.2		73.2	59.3
13/09/2024	19:43	69.1	69.1	73.7	59.9
13/09/2024	19:48	71.7		75.2	65.5
13/09/2024	19:53	68.7		73.0	52.9
13/09/2024	19:58	67.0		71.0	50.8
13/09/2024	20:03	64.9		68.6	46.9
13/09/2024	20:08	65.1		68.4	45.5
13/09/2024	20:13	68.2	65.5	73.1	44.7
13/09/2024	20:18	66.0		71.2	44.7
13/09/2024	20:23	65.1		69.5	44.0
13/09/2024	20:28	61.0		65.4	42.7
13/09/2024	20:33	63.5		66.0	43.0
13/09/2024	20:38	67.1		71.5	46.5
13/09/2024	20:43	64.9	65.1	68.4	43.6
13/09/2024	20:48	64.2		68.4	43.9
13/09/2024	20:53	65.7		69.3	44.5
13/09/2024	20:58	63.8		68.7	43.0
13/09/2024	21:03	63.1		66.0	43.5
13/09/2024	21:08	64.7		68.2	43.9
13/09/2024	21:13	66.0	65.0	68.1	45.2
13/09/2024	21:18	64.5		68.7	44.1
13/09/2024	21:23	66.3		69.5	44.0
13/09/2024	21:28	64.8		70.4	43.7
13/09/2024	21:33	66.9		71.8	45.3
13/09/2024	21:38	66.1		71.2	46.1
13/09/2024	21:43	65.7	66.3	69.5	43.7
13/09/2024	21:48	64.6		69.5	43.9
13/09/2024	21:53	68.1		72.4	49.5
13/09/2024	21:58	65.4		70.2	44.3
13/09/2024	22:03	63.8		67.8	43.7
13/09/2024	22:08	61.5		62.7	43.3
13/09/2024	22:13	61.4	64.0	63.1	43.1
13/09/2024	22:18	64.0		68.4	44.9
13/09/2024	22:23	66.2		70.5	44.9
13/09/2024	22:28	65.2		70.6	43.5
13/09/2024	22:33	65.9		68.6	43.0
13/09/2024	22:38	68.7		70.9	44.8
13/09/2024	22:43	64.2	66.4	68.8	46.0
13/09/2024	22:48	64.7		65.6	43.2
13/09/2024	22:53	66.3		70.8	46.1
13/09/2024	22:58	66.9		69.3	43.8
		Mean	65.9		
		Maximum	69.1		
		Minimum	64.0		

Date	Start Time	Leq (5mins)	Leq (30mins)	L10 (5mins)	L90 (5mins)
14/09/2024	19:03	67.0		71.2	46.2
14/09/2024	19:08	63.8		67.0	43.7
14/09/2024	19:13	66.1	65.6	69.8	45.8
14/09/2024	19:18	66.5		70.6	46.4
14/09/2024	19:23	64.9		70.2	44.6
14/09/2024	19:28	64.5		67.9	44.0
14/09/2024	19:33	65.1		69.8	44.6
14/09/2024	19:38	66.6		71.5	47.6
14/09/2024	19:43	65.1	65.8	69.5	43.1
14/09/2024	19:48	66.3		68.8	44.5
14/09/2024	19:53	64.5		67.7	43.8
14/09/2024	19:58	66.9		71.8	46.5
14/09/2024	20:03	68.1		71.4	47.5
14/09/2024	20:08	67.8		70.1	45.7
14/09/2024	20:13	66.3	67.7	70.2	46.1
14/09/2024	20:18	67.5		71.7	46.9
14/09/2024	20:23	67.7		69.2	46.0
14/09/2024	20:28	68.3		70.6	46.9
14/09/2024	20:33	64.0		68.7	46.9
14/09/2024	20:38	67.3		71.3	47.0
14/09/2024	20:43	63.9	65.0	68.4	46.3
14/09/2024	20:48	62.4		66.6	45.9
14/09/2024	20:53	65.4		69.5	46.2
14/09/2024	20:58	65.4		69.1	45.9
14/09/2024	21:03	66.0		71.4	45.8
14/09/2024	21:08	62.8		66.3	44.3
14/09/2024	21:13	64.3	64.9	67.9	45.3
14/09/2024	21:18	65.4		69.2	45.9
14/09/2024	21:23	66.1		70.7	45.8
14/09/2024	21:28	64.1		68.7	46.3
14/09/2024	21:33	63.9		68.4	47.4
14/09/2024	21:38	64.4		67.8	46.7
14/09/2024	21:43	63.5	63.9	66.2	44.6
14/09/2024	21:48	66.2		69.9	43.3
14/09/2024	21:53	63.7		67.9	42.9
14/09/2024	21:58	59.7		60.8	43.1
14/09/2024	22:03	62.9		67.3	42.8
14/09/2024	22:08	65.3		67.1	43.6
14/09/2024	22:13	64.0	64.4	68.9	43.3
14/09/2024	22:18	64.6		69.0	43.1
14/09/2024	22:23	62.0		62.9	42.3
14/09/2024	22:28	66.1		71.0	43.3
14/09/2024	22:33	65.7		69.3	43.6
14/09/2024	22:38	64.9		69.0	43.2
14/09/2024	22:43	65.0	65.7	67.9	42.9
14/09/2024	22:48	65.4		69.9	43.2
14/09/2024	22:53	66.7		70.6	43.9
14/09/2024	22:58	66.4		70.7	43.2
		Mean	65.4		
		Maximum	67.7		
		Minimum	63.9		

Date	Start Time	Leq (5mins)	Leq (30mins)	L10 (5mins)	L90 (5mins)
15/09/2024	19:03	63.7		68.8	45.0
15/09/2024	19:08	65.3		68.9	45.3
15/09/2024	19:13	67.1	65.5	71.3	44.6
15/09/2024	19:18	63.9		68.2	44.0
15/09/2024	19:23	65.0		68.7	43.9
15/09/2024	19:28	66.6		70.1	44.9
15/09/2024	19:33	66.1		70.1	45.6
15/09/2024	19:38	65.8		68.4	45.6
15/09/2024	19:43	64.6	65.7	69.1	44.0
15/09/2024	19:48	65.5		70.2	44.6
15/09/2024	19:53	64.6		69.9	44.1
15/09/2024	19:58	66.9		70.2	44.1
15/09/2024	20:03	65.0		69.3	44.8
15/09/2024	20:08	66.2		71.0	44.2
15/09/2024	20:13	65.6	64.5	69.8	44.8
15/09/2024	20:18	63.3		67.3	46.3
15/09/2024	20:23	63.2		67.2	44.7
15/09/2024	20:28	62.7		66.5	44.5
15/09/2024	20:33	66.3		71.0	45.6
15/09/2024	20:38	66.5		70.0	47.9
15/09/2024	20:43	65.5	66.1	70.7	44.0
15/09/2024	20:48	64.1		66.4	44.9
15/09/2024	20:53	67.0		72.3	46.9
15/09/2024	20:58	66.4		70.4	46.0
15/09/2024	21:03	65.1		69.7	46.0
15/09/2024	21:08	64.3		68.6	43.6
15/09/2024	21:13	61.2	64.3	65.2	43.7
15/09/2024	21:18	64.3		67.0	43.3
15/09/2024	21:23	66.5		69.3	43.3
15/09/2024	21:28	62.5		67.1	43.5
15/09/2024	21:33	62.6		67.2	43.0
15/09/2024	21:38	63.4		68.4	45.8
15/09/2024	21:43	64.6	63.7	69.5	43.6
15/09/2024	21:48	64.8		69.4	44.9
15/09/2024	21:53	64.7		69.6	43.2
15/09/2024	21:58	61.1		62.3	42.4
15/09/2024	22:03	66.5		71.4	43.4
15/09/2024	22:08	62.1		67.3	44.3
15/09/2024	22:13	65.2	65.3	70.0	44.8
15/09/2024	22:18	62.2		66.3	43.4
15/09/2024	22:23	65.7		70.4	44.3
15/09/2024	22:28	67.5		71.2	45.4
15/09/2024	22:33	63.0		68.9	43.5
15/09/2024	22:38	64.2		67.8	43.3
15/09/2024	22:43	62.9	64.2	67.4	44.0
15/09/2024	22:48	62.0		63.3	43.0
15/09/2024	22:53	65.1		69.3	43.3
15/09/2024	22:58	66.5		69.2	43.6
		Mean	64.9		
		Maximum	66.1		
		Minimum	63.7		

Station: CM15a

Date	Start Time	Leq (5mins)	Leq (30mins)	L10 (5mins)	L90 (5mins)
16/09/2024	19:03	49.0		49.7	48.1
16/09/2024	19:08	49.1		50.2	47.5
16/09/2024	19:13	52.4	51.0	54.1	50.3
16/09/2024	19:18	52.2		54.3	49.8
16/09/2024	19:23	51.6		53.6	48.5
16/09/2024	19:28	50.7		51.9	48.7
16/09/2024	19:33	50.2		51.4	48.4
16/09/2024	19:38	49.9		51.1	48.3
16/09/2024	19:43	49.3	50.6	50.5	47.6
16/09/2024	19:48	50.8		51.5	48.3
16/09/2024	19:53	50.9		52.4	49.2
16/09/2024	19:58	52.2		54.1	49.7
16/09/2024	20:03	53.4		55.5	50.5
16/09/2024	20:08	53.3		55.0	51.0
16/09/2024	20:13	53.6	53.8	55.9	50.6
16/09/2024	20:18	54.1		56.5	51.2
16/09/2024	20:23	53.0		55.1	49.7
16/09/2024	20:28	55.0		57.3	50.5
16/09/2024	20:33	50.9		52.1	49.6
16/09/2024	20:38	51.3		52.8	49.5
16/09/2024	20:43	50.5	51.3	51.7	48.8
16/09/2024	20:48	51.6		53.2	49.0
16/09/2024	20:53	50.7		52.3	48.6
16/09/2024	20:58	52.3		54.9	49.4
16/09/2024	21:03	51.3		53.2	48.8
16/09/2024	21:08	51.6		53.8	48.8
16/09/2024	21:13	53.4	52.6	55.7	49.7
16/09/2024	21:18	52.4		54.7	49.7
16/09/2024	21:23	54.6		57.6	50.6
16/09/2024	21:28	50.8		53.0	48.0
16/09/2024	21:33	52.7		55.3	49.1
16/09/2024	21:38	50.7		52.6	48.3
16/09/2024	21:43	51.5	51.5	53.4	48.9
16/09/2024	21:48	51.1		53.2	48.1
16/09/2024	21:53	51.1		53.6	48.0
16/09/2024	21:58	51.4		53.8	48.0
16/09/2024	22:03	51.1		53.6	47.9
16/09/2024	22:08	51.9		54.6	47.6
16/09/2024	22:13	51.3	52.2	53.4	47.8
16/09/2024	22:18	51.8		53.6	49.6
16/09/2024	22:23	52.8		55.3	49.1
16/09/2024	22:28	53.9		56.8	49.5
16/09/2024	22:33	53.0		55.4	48.9
16/09/2024	22:38	51.5		53.6	48.4
16/09/2024	22:43	51.6	51.8	53.7	49.0
16/09/2024	22:48	51.0		53.3	47.2
16/09/2024	22:53	51.1		53.4	48.3
16/09/2024	22:58	52.3		55.4	48.7
		Mean	51.9		
		Maximum	53.8		
		Minimum	50.6		

Date	Start Time	Leq (5mins)	Leq (30mins)	L10 (5mins)	L90 (5mins)
17/09/2024	19:03	66.7		70.7	44.5
17/09/2024	19:08	66.7		70.5	44.9
17/09/2024	19:13	65.8	66.4	68.6	47.5
17/09/2024	19:18	66.8		71.2	45.1
17/09/2024	19:23	65.7		70.5	45.1
17/09/2024	19:28	66.8		71.4	45.4
17/09/2024	19:33	66.2		70.9	49.1
17/09/2024	19:38	66.2		70.6	44.7
17/09/2024	19:43	64.8	66.3	67.8	45.7
17/09/2024	19:48	68.0		71.5	49.2
17/09/2024	19:53	64.9		67.7	44.5
17/09/2024	19:58	66.9		69.7	45.3
17/09/2024	20:03	63.4		67.1	44.6
17/09/2024	20:08	62.0		64.2	44.5
17/09/2024	20:13	66.1	63.8	71.0	44.1
17/09/2024	20:18	64.5		68.7	44.6
17/09/2024	20:23	63.4		67.0	44.7
17/09/2024	20:28	62.2		67.1	44.4
17/09/2024	20:33	64.9		68.7	44.6
17/09/2024	20:38	63.9		67.8	46.0
17/09/2024	20:43	64.9	65.3	69.8	44.8
17/09/2024	20:48	65.7		69.7	44.8
17/09/2024	20:53	64.2		68.0	43.3
17/09/2024	20:58	67.1		70.2	43.6
17/09/2024	21:03	62.7		67.1	44.2
17/09/2024	21:08	65.3		70.5	44.6
17/09/2024	21:13	65.3	64.7	69.9	47.7
17/09/2024	21:18	64.9		68.0	44.2
17/09/2024	21:23	64.5		68.7	45.3
17/09/2024	21:28	65.2		70.1	44.1
17/09/2024	21:33	66.8		70.4	45.6
17/09/2024	21:38	65.6		68.8	46.0
17/09/2024	21:43	64.5	65.6	70.5	46.4
17/09/2024	21:48	63.9		69.1	46.7
17/09/2024	21:53	66.4		71.6	47.4
17/09/2024	21:58	65.9		71.1	46.0
17/09/2024	22:03	65.0		69.3	49.1
17/09/2024	22:08	71.4		72.2	45.7
17/09/2024	22:13	62.7	67.0	67.7	45.8
17/09/2024	22:18	66.4		70.4	46.9
17/09/2024	22:23	65.1		69.9	46.0
17/09/2024	22:28	65.7		69.6	50.7
17/09/2024	22:33	66.8		70.8	47.6
17/09/2024	22:38	67.5		71.7	50.3
17/09/2024	22:43	63.2	66.3	66.6	48.6
17/09/2024	22:48	66.7		71.2	48.9
17/09/2024	22:53	66.0		70.4	44.8
17/09/2024	22:58	66.4		70.7	46.0
		Mean	65.7		
		Maximum	67.0		
		Minimum	63.8		

Date	Start Time	Leq (5mins)	Leq (30mins)	L10 (5mins)	L90 (5mins)
18/09/2024	19:03	64.1		69.9	51.3
18/09/2024	19:08	63.8		68.9	51.6
18/09/2024	19:13	63.2	63.5	68.1	51.2
18/09/2024	19:18	62.9		67.6	51.1
18/09/2024	19:23	63.5		68.4	51.5
18/09/2024	19:28	63.2		68.1	51.2
18/09/2024	19:33	63.1		68.0	51.1
18/09/2024	19:38	63.2		68.2	51.4
18/09/2024	19:43	64.8	64.4	69.5	52.1
18/09/2024	19:48	65.1		70.1	52.9
18/09/2024	19:53	64.4		69.4	52.2
18/09/2024	19:58	65.1		70.4	52.6
18/09/2024	20:03	64.7		69.6	52.5
18/09/2024	20:08	59.0		63.0	52.6
18/09/2024	20:13	58.9	60.5	62.9	52.4
18/09/2024	20:18	59.2		63.9	52.2
18/09/2024	20:23	58.3		62.2	52.1
18/09/2024	20:28	58.8		62.3	52.1
18/09/2024	20:33	58.2		61.9	52.2
18/09/2024	20:38	57.7		61.8	51.6
18/09/2024	20:43	57.3	57.6	61.2	51.5
18/09/2024	20:48	57.6		61.5	51.7
18/09/2024	20:53	57.4		61.1	51.3
18/09/2024	20:58	57.3		61.1	51.2
18/09/2024	21:03	58.1		62.2	52.0
18/09/2024	21:08	57.6		61.4	51.7
18/09/2024	21:13	60.0	57.4	65.6	51.7
18/09/2024	21:18	57.3		62.4	50.8
18/09/2024	21:23	53.6		56.5	50.7
18/09/2024	21:28	54.4		57.7	50.8
18/09/2024	21:33	55.6		60.1	51.0
18/09/2024	21:38	57.8		59.5	50.8
18/09/2024	21:43	53.7	55.1	57.0	50.4
18/09/2024	21:48	53.6		56.8	50.5
18/09/2024	21:53	54.0		56.9	50.9
18/09/2024	21:58	53.8		56.8	50.7
18/09/2024	22:03	55.2		58.8	50.8
18/09/2024	22:08	54.7		58.3	50.9
18/09/2024	22:13	53.8	54.0	56.9	50.9
18/09/2024	22:18	54.2		57.5	50.9
18/09/2024	22:23	53.7		57.0	50.6
18/09/2024	22:28	52.0		53.3	50.7
18/09/2024	22:33	52.8		53.9	51.1
18/09/2024	22:38	51.4		52.2	50.5
18/09/2024	22:43	52.4	52.2	53.0	50.4
18/09/2024	22:48	52.7		54.4	50.8
18/09/2024	22:53	52.3		53.3	51.0
18/09/2024	22:58	51.2		52.2	50.4
		Mean	58.1		
		Maximum	64.4		
		Minimum	52.2		

Station: CM15a

Date	Start Time	Leq (5mins)	Leq (30mins)	L10 (5mins)	L90 (5mins)
19/09/2024	19:01	55.9		60.7	43.3
19/09/2024	19:06	55.3		60.3	43.0
19/09/2024	19:11	56.9	56.7	62.3	43.9
19/09/2024	19:16	57.5		62.6	44.9
19/09/2024	19:21	57.3		62.4	45.0
19/09/2024	19:26	56.7		61.9	44.1
19/09/2024	19:31	56.7		61.9	43.5
19/09/2024	19:36	56.9		62.0	44.7
19/09/2024	19:41	57.5	58.7	62.6	44.9
19/09/2024	19:46	58.0		64.8	44.9
19/09/2024	19:51	61.0		65.6	49.3
19/09/2024	19:56	60.0		64.9	46.4
19/09/2024	20:01	52.0		56.6	45.4
19/09/2024	20:06	53.0		57.0	46.8
19/09/2024	20:11	53.6	53.3	58.0	46.6
19/09/2024	20:16	53.5		57.7	46.6
19/09/2024	20:21	53.5		57.8	46.3
19/09/2024	20:26	54.1		58.6	47.3
19/09/2024	20:31	52.5		56.8	45.9
19/09/2024	20:36	52.6		56.7	46.2
19/09/2024	20:41	51.7	54.2	56.2	45.1
19/09/2024	20:46	52.6		56.1	46.2
19/09/2024	20:51	52.2		56.9	45.7
19/09/2024	20:56	58.5		59.6	45.3
19/09/2024	21:01	53.5		57.8	44.4
19/09/2024	21:06	51.5		55.6	45.2
19/09/2024	21:11	52.5	51.3	57.1	45.3
19/09/2024	21:16	49.6		53.2	45.8
19/09/2024	21:21	49.3		52.9	45.4
19/09/2024	21:26	49.7		53.5	45.6
19/09/2024	21:31	49.0		52.4	45.2
19/09/2024	21:36	48.8		51.9	45.3
19/09/2024	21:41	48.9	49.3	52.2	45.6
19/09/2024	21:46	48.9		52.6	44.5
19/09/2024	21:51	50.3		54.5	45.3
19/09/2024	21:56	49.7		53.6	45.0
19/09/2024	22:01	48.9		52.5	45.1
19/09/2024	22:06	49.5		52.9	45.6
19/09/2024	22:11	48.6	48.7	51.8	44.1
19/09/2024	22:16	48.9		51.9	46.0
19/09/2024	22:21	47.0		48.2	45.6
19/09/2024	22:26	49.1		52.2	46.0
19/09/2024	22:31	47.2		49.1	45.4
19/09/2024	22:36	46.9		48.2	44.8
19/09/2024	22:41	46.9	47.3	48.1	45.4
19/09/2024	22:46	46.6		48.0	44.2
19/09/2024	22:51	47.0		48.3	45.1
19/09/2024	22:56	48.9		51.5	46.0
		Mean	52.4		
		Maximum	58.7		
		Minimum	47.3		

Date	Start Time	Leq (5mins)	Leq (30mins)	L10 (5mins)	L90 (5mins)
20/09/2024	19:01	54.4		60.3	41.6
20/09/2024	19:06	56.4		62.8	42.7
20/09/2024	19:11	54.8	55.7	61.2	40.8
20/09/2024	19:16	55.8		62.1	41.6
20/09/2024	19:21	57.1		63.2	43.3
20/09/2024	19:26	55.2		60.3	43.1
20/09/2024	19:31	59.9		67.9	44.0
20/09/2024	19:36	56.4		62.2	43.6
20/09/2024	19:41	56.4	57.6	62.1	43.7
20/09/2024	19:46	57.3		63.2	43.5
20/09/2024	19:51	56.5		61.8	44.0
20/09/2024	19:56	58.1		64.2	43.8
20/09/2024	20:01	56.9		63.0	43.3
20/09/2024	20:06	56.6		62.5	43.4
20/09/2024	20:11	57.2	55.4	63.3	43.8
20/09/2024	20:16	56.4		61.3	44.3
20/09/2024	20:21	49.9		53.7	44.0
20/09/2024	20:26	49.7		53.5	43.9
20/09/2024	20:31	51.1		55.5	44.2
20/09/2024	20:36	56.8		60.8	44.5
20/09/2024	20:41	56.2	55.7	63.5	44.5
20/09/2024	20:46	59.7		63.5	45.1
20/09/2024	20:51	51.3		56.4	43.3
20/09/2024	20:56	51.1		56.0	43.6
20/09/2024	21:01	50.8		55.8	43.5
20/09/2024	21:06	50.3		55.3	43.0
20/09/2024	21:11	50.9	51.5	55.8	43.3
20/09/2024	21:16	51.1		56.3	43.1
20/09/2024	21:21	50.8		55.6	43.5
20/09/2024	21:26	54.0		60.7	45.2
20/09/2024	21:31	50.8		55.3	43.0
20/09/2024	21:36	48.5		53.0	43.4
20/09/2024	21:41	46.8	48.6	50.1	43.0
20/09/2024	21:46	48.1		51.7	44.0
20/09/2024	21:51	47.4		51.6	42.9
20/09/2024	21:56	48.8		53.5	42.4
20/09/2024	22:01	47.6		52.5	41.9
20/09/2024	22:06	49.7		53.7	42.2
20/09/2024	22:11	50.5	49.6	54.8	42.0
20/09/2024	22:16	48.8		53.2	42.2
20/09/2024	22:21	50.3		53.6	46.3
20/09/2024	22:26	50.2		53.8	45.2
20/09/2024	22:31	50.7		54.3	46.6
20/09/2024	22:36	51.3		54.5	47.7
20/09/2024	22:41	50.0	50.0	51.4	47.8
20/09/2024	22:46	50.0		51.5	48.2
20/09/2024	22:51	50.0		51.3	48.2
20/09/2024	22:56	47.0		50.8	42.4
		Mean	53.0		
		Maximum	57.6		
		Minimum	48.6		

Date	Start Time	Leq (5mins)	Leq (30mins)	L10 (5mins)	L90 (5mins)
21/09/2024	19:01	62.2		67.9	48.7
21/09/2024	19:06	62.1		68.3	48.4
21/09/2024	19:11	61.5	62.1	66.9	48.3
21/09/2024	19:16	61.6		67.1	48.4
21/09/2024	19:21	63.0		69.3	49.1
21/09/2024	19:26	62.0		67.7	48.5
21/09/2024	19:31	62.3		68.1	49.0
21/09/2024	19:36	62.0		68.2	48.3
21/09/2024	19:41	62.3	62.3	68.5	48.4
21/09/2024	19:46	62.8		69.0	49.0
21/09/2024	19:51	62.3		67.7	48.7
21/09/2024	19:56	62.0		67.7	48.6
21/09/2024	20:01	64.1		71.0	49.0
21/09/2024	20:06	55.7		60.3	48.4
21/09/2024	20:11	55.5	58.9	60.3	48.2
21/09/2024	20:16	55.4		60.1	47.9
21/09/2024	20:21	56.3		61.1	48.4
21/09/2024	20:26	57.9		62.5	50.1
21/09/2024	20:31	58.0		62.3	49.6
21/09/2024	20:36	58.4		62.7	49.4
21/09/2024	20:41	57.6	58.5	62.5	48.8
21/09/2024	20:46	56.8		61.2	49.7
21/09/2024	20:51	58.7		63.6	49.6
21/09/2024	20:56	60.4		63.6	49.3
21/09/2024	21:01	57.1		62.4	48.7
21/09/2024	21:06	57.1		61.7	48.6
21/09/2024	21:11	56.5	55.8	60.9	49.0
21/09/2024	21:16	56.2		60.9	48.9
21/09/2024	21:21	53.1		56.6	49.1
21/09/2024	21:26	52.8		56.3	48.6
21/09/2024	21:31	52.7		56.2	48.4
21/09/2024	21:36	53.5		56.9	49.5
21/09/2024	21:41	56.4	53.8	59.0	50.1
21/09/2024	21:46	53.2		56.6	48.7
21/09/2024	21:51	53.2		56.9	48.7
21/09/2024	21:56	52.3		55.8	48.0
21/09/2024	22:01	52.6		55.9	48.6
21/09/2024	22:06	52.7		56.2	48.4
21/09/2024	22:11	53.8	52.5	57.8	49.0
21/09/2024	22:16	52.4		55.8	48.4
21/09/2024	22:21	52.5		56.0	48.4
21/09/2024	22:26	50.6		52.2	48.4
21/09/2024	22:31	50.7		52.1	48.6
21/09/2024	22:36	51.0		52.6	48.9
21/09/2024	22:41	51.5	51.1	53.0	49.2
21/09/2024	22:46	50.8		52.2	48.7
21/09/2024	22:51	51.2		52.5	48.8
21/09/2024	22:56	51.4		53.5	48.4
		Mean	56.9		
		Maximum	62.3		
		Minimum	51.1		

Station: CM15a

Date	Start Time	Leq (5mins)	Leq (30mins)	L10 (5mins)	L90 (5mins)
22/09/2024	19:01	53.0		57.7	41.2
22/09/2024	19:06	53.6		59.5	40.9
22/09/2024	19:11	53.1	54.5	58.4	40.6
22/09/2024	19:16	52.9		58.1	40.3
22/09/2024	19:21	51.6		56.3	39.7
22/09/2024	19:26	58.5		63.2	47.0
22/09/2024	19:31	59.0		63.6	47.4
22/09/2024	19:36	58.9		63.2	47.5
22/09/2024	19:41	59.3	57.3	63.7	47.9
22/09/2024	19:46	54.0		58.8	40.6
22/09/2024	19:51	52.6		57.8	40.2
22/09/2024	19:56	55.2		61.2	41.7
22/09/2024	20:01	62.2		70.1	43.1
22/09/2024	20:06	55.3		62.5	40.8
22/09/2024	20:11	52.3	56.1	57.7	40.0
22/09/2024	20:16	52.4		57.5	40.0
22/09/2024	20:21	46.8		51.3	40.3
22/09/2024	20:26	46.0		49.7	40.0
22/09/2024	20:31	49.2		55.5	40.2
22/09/2024	20:36	47.2		52.7	39.8
22/09/2024	20:41	47.5	47.7	52.4	40.2
22/09/2024	20:46	47.8		52.6	40.3
22/09/2024	20:51	47.7		52.4	40.2
22/09/2024	20:56	46.2		50.7	39.8
22/09/2024	21:01	52.8		56.6	47.2
22/09/2024	21:06	53.8		58.6	47.5
22/09/2024	21:11	53.0	52.8	56.3	47.5
22/09/2024	21:16	52.9		56.3	47.5
22/09/2024	21:21	53.3		57.0	47.5
22/09/2024	21:26	50.6		56.4	42.1
22/09/2024	21:31	49.3		54.1	41.9
22/09/2024	21:36	45.6		48.9	41.7
22/09/2024	21:41	45.5	46.0	49.1	41.4
22/09/2024	21:46	45.6		48.9	41.3
22/09/2024	21:51	44.0		47.4	40.5
22/09/2024	21:56	43.6		47.0	39.9
22/09/2024	22:01	42.8		45.9	39.6
22/09/2024	22:06	42.6		45.6	39.5
22/09/2024	22:11	43.1	47.2	46.2	39.7
22/09/2024	22:16	49.3		51.8	46.8
22/09/2024	22:21	49.4		51.7	47.1
22/09/2024	22:26	49.3		51.6	46.9
22/09/2024	22:31	49.3		51.6	47.1
22/09/2024	22:36	43.2		46.0	38.8
22/09/2024	22:41	39.4	43.9	40.5	38.3
22/09/2024	22:46	40.6		41.8	39.2
22/09/2024	22:51	39.8		40.9	38.7
22/09/2024	22:56	40.3		41.8	38.8
		Mean	50.7		
		Maximum	57.3		
		Minimum	43.9		

Date	Start Time	Leq (5mins)	Leq (30mins)	L10 (5mins)	L90 (5mins)
23/09/2024	19:01	60.5		65.4	48.0
23/09/2024	19:06	62.7		69.1	47.7
23/09/2024	19:11	59.3	60.6	64.0	47.6
23/09/2024	19:16	59.1		64.1	46.7
23/09/2024	19:21	59.5		64.7	46.8
23/09/2024	19:26	61.3		66.7	48.5
23/09/2024	19:31	62.3		68.7	48.9
23/09/2024	19:36	59.9		65.3	46.9
23/09/2024	19:41	58.9	61.1	63.9	46.9
23/09/2024	19:46	59.6		64.7	47.3
23/09/2024	19:51	61.8		66.9	48.8
23/09/2024	19:56	62.7		69.1	47.9
23/09/2024	20:01	58.5		63.6	46.0
23/09/2024	20:06	61.7		66.8	46.5
23/09/2024	20:11	52.6	57.3	57.1	46.1
23/09/2024	20:16	53.7		58.3	46.8
23/09/2024	20:21	55.0		59.4	48.1
23/09/2024	20:26	54.4		58.8	47.5
23/09/2024	20:31	53.8		58.3	47.2
23/09/2024	20:36	53.2		57.0	47.2
23/09/2024	20:41	52.9	53.9	56.6	47.1
23/09/2024	20:46	53.8		58.3	47.2
23/09/2024	20:51	54.7		58.8	48.3
23/09/2024	20:56	54.9		59.4	48.4
23/09/2024	21:01	55.0		59.7	48.4
23/09/2024	21:06	55.2		58.9	49.2
23/09/2024	21:11	53.9	53.6	58.6	47.1
23/09/2024	21:16	53.9		59.6	46.0
23/09/2024	21:21	51.8		55.5	46.0
23/09/2024	21:26	49.5		52.8	45.3
23/09/2024	21:31	48.4		52.1	44.6
23/09/2024	21:36	46.1		49.2	41.6
23/09/2024	21:41	55.9	54.3	59.2	51.7
23/09/2024	21:46	56.1		59.2	52.0
23/09/2024	21:51	53.9		59.0	43.9
23/09/2024	21:56	56.7		61.2	52.1
23/09/2024	22:01	55.7		58.7	52.1
23/09/2024	22:06	55.4		58.3	51.5
23/09/2024	22:11	56.7	56.2	59.7	52.9
23/09/2024	22:16	56.4		59.4	52.7
23/09/2024	22:21	56.8		59.9	53.2
23/09/2024	22:26	56.3		59.4	52.7
23/09/2024	22:31	53.9		55.0	52.1
23/09/2024	22:36	53.8		54.9	52.2
23/09/2024	22:41	53.4	52.0	54.6	51.7
23/09/2024	22:46	52.0		54.5	44.9
23/09/2024	22:51	46.4		47.4	45.0
23/09/2024	22:56	46.0		47.2	44.4
		Mean	56.1		
		Maximum	61.1		
		Minimum	52.0		

Date	Start Time	Leq (5mins)	Leq (30mins)	L10 (5mins)	L90 (5mins)
24/09/2024	19:01	63.5		70.1	49.0
24/09/2024	19:06	62.3		69.3	49.1
24/09/2024	19:11	61.3	62.3	66.4	49.0
24/09/2024	19:16	62.6		67.7	50.1
24/09/2024	19:21	61.6		67.0	49.1
24/09/2024	19:26	62.1		66.1	49.1
24/09/2024	19:31	61.0		66.2	49.0
24/09/2024	19:36	62.2		67.3	49.5
24/09/2024	19:41	61.0	60.9	66.4	48.7
24/09/2024	19:46	60.7		65.7	48.7
24/09/2024	19:51	62.6		68.8	49.1
24/09/2024	19:56	54.6		58.4	48.9
24/09/2024	20:01	55.3		59.9	49.1
24/09/2024	20:06	55.0		58.7	49.3
24/09/2024	20:11	57.1	55.3	62.2	49.3
24/09/2024	20:16	54.7		58.8	48.9
24/09/2024	20:21	54.5		58.1	48.9
24/09/2024	20:26	54.6		58.4	49.0
24/09/2024	20:31	54.8		58.5	49.0
24/09/2024	20:36	54.7		58.2	48.9
24/09/2024	20:41	54.7	54.8	58.6	49.0
24/09/2024	20:46	55.0		58.8	49.2
24/09/2024	20:51	55.2		59.2	49.2
24/09/2024	20:56	54.2		57.7	48.5
24/09/2024	21:01	54.1		57.6	48.5
24/09/2024	21:06	53.9		57.6	48.3
24/09/2024	21:11	51.0	52.2	53.4	48.4
24/09/2024	21:16	51.1		53.9	48.3
24/09/2024	21:21	50.8		53.2	48.3
24/09/2024	21:26	51.1		53.6	48.1
24/09/2024	21:31	50.6		53.0	48.2
24/09/2024	21:36	50.7		53.0	48.0
24/09/2024	21:41	52.4	51.0	57.1	48.1
24/09/2024	21:46	50.5		53.0	48.0
24/09/2024	21:51	50.6		53.0	48.1
24/09/2024	21:56	50.9		54.3	48.0
24/09/2024	22:01	50.5		52.9	48.1
24/09/2024	22:06	50.4		52.9	47.9
24/09/2024	22:11	50.4	49.5	52.9	48.0
24/09/2024	22:16	48.3		48.8	47.9
24/09/2024	22:21	48.6		49.0	48.1
24/09/2024	22:26	48.4		48.8	48.0
24/09/2024	22:31	48.5		48.9	48.0
24/09/2024	22:36	48.5		48.9	48.1
24/09/2024	22:41	48.6	48.6	49.1	48.2
24/09/2024	22:46	48.5		48.9	48.1
24/09/2024	22:51	48.7		49.0	48.3
24/09/2024	22:56	48.7		49.1	48.2
		Mean	54.3		
		Maximum	62.3		
		Minimum	48.6		

Station: CM15a

Date	Start Time	Leq (5mins)	Leq (30mins)	L10 (5mins)	L90 (5mins)
25/09/2024	19:01	60.9	59.6	66.4	48.8
25/09/2024	19:06	60.1		66.4	45.8
25/09/2024	19:11	59.4		65.4	46.2
25/09/2024	19:16	58.3		64.6	45.3
25/09/2024	19:21	59.3		65.7	44.6
25/09/2024	19:26	58.8		65.3	43.9
25/09/2024	19:31	58.5	63.1	65.1	43.6
25/09/2024	19:36	65.3		71.2	48.1
25/09/2024	19:41	66.2		72.7	46.0
25/09/2024	19:46	62.5		69.6	46.7
25/09/2024	19:51	60.9		68.7	46.9
25/09/2024	19:56	59.7		67.1	46.4
25/09/2024	20:01	60.8	56.2	67.5	46.8
25/09/2024	20:06	59.4		67.0	41.1
25/09/2024	20:11	51.3		58.7	40.8
25/09/2024	20:16	47.0		51.2	40.7
25/09/2024	20:21	47.2		51.5	40.7
25/09/2024	20:26	52.9		61.6	40.5
25/09/2024	20:31	47.0	49.4	51.5	40.4
25/09/2024	20:36	46.8		51.0	40.5
25/09/2024	20:41	48.2		54.6	39.2
25/09/2024	20:46	46.4		51.0	39.3
25/09/2024	20:51	45.5		50.0	38.9
25/09/2024	20:56	54.4		62.5	39.3
25/09/2024	21:01	60.2	53.9	63.6	54.8
25/09/2024	21:06	51.2		54.7	45.7
25/09/2024	21:11	51.3		54.8	45.8
25/09/2024	21:16	49.0		54.5	39.3
25/09/2024	21:21	47.8		51.3	40.3
25/09/2024	21:26	45.2		48.1	40.2
25/09/2024	21:31	44.8	44.7	47.8	40.4
25/09/2024	21:36	43.4		47.1	40.0
25/09/2024	21:41	45.2		48.8	40.2
25/09/2024	21:46	44.5		48.3	40.2
25/09/2024	21:51	45.7		48.6	40.7
25/09/2024	21:56	44.5		48.7	40.5
25/09/2024	22:01	43.6	47.1	46.7	40.5
25/09/2024	22:06	44.7		48.5	40.5
25/09/2024	22:11	44.0		47.4	39.3
25/09/2024	22:16	48.1		52.1	40.4
25/09/2024	22:21	49.6		52.3	45.9
25/09/2024	22:26	48.8		51.8	46.0
25/09/2024	22:31	46.6	45.6	47.5	46.0
25/09/2024	22:36	45.3		47.8	39.9
25/09/2024	22:41	43.3		45.6	40.7
25/09/2024	22:46	43.9		45.4	41.0
25/09/2024	22:51	44.5		46.8	41.3
25/09/2024	22:56	48.0		53.7	40.4
		Mean	52.4		
		Maximum	63.1		
		Minimum	44.7		

Date	Start Time	Leq (5mins)	Leq (30mins)	L10 (5mins)	L90 (5mins)
26/09/2024	19:01	62.9	58.7	72.1	44.2
26/09/2024	19:06	58.6		66.8	40.7
26/09/2024	19:11	53.4		57.4	39.8
26/09/2024	19:16	60.8		63.7	40.2
26/09/2024	19:21	52.5		57.7	39.8
26/09/2024	19:26	53.2		58.6	40.2
26/09/2024	19:31	56.7	54.1	63.2	41.4
26/09/2024	19:36	53.1		58.2	40.9
26/09/2024	19:41	55.1		61.7	41.6
26/09/2024	19:46	53.1		58.2	40.6
26/09/2024	19:51	53.0		58.7	39.8
26/09/2024	19:56	51.4		56.9	38.7
26/09/2024	20:01	51.6	50.7	56.9	38.9
26/09/2024	20:06	51.8		57.4	39.0
26/09/2024	20:11	52.6		58.2	39.4
26/09/2024	20:16	52.0		57.2	38.8
26/09/2024	20:21	45.8		50.5	38.7
26/09/2024	20:26	45.7		50.1	38.8
26/09/2024	20:31	45.4	46.5	50.3	38.3
26/09/2024	20:36	45.2		49.8	38.2
26/09/2024	20:41	45.4		49.8	38.5
26/09/2024	20:46	46.2		51.0	39.1
26/09/2024	20:51	47.1		51.8	40.2
26/09/2024	20:56	48.5		51.5	39.5
26/09/2024	21:01	44.9	45.1	49.3	38.3
26/09/2024	21:06	45.4		49.9	38.5
26/09/2024	21:11	44.7		49.0	38.1
26/09/2024	21:16	45.2		49.6	38.3
26/09/2024	21:21	45.2		49.6	38.3
26/09/2024	21:26	45.2		49.5	38.4
26/09/2024	21:31	44.6	42.4	49.5	37.6
26/09/2024	21:36	42.0		46.1	37.5
26/09/2024	21:41	41.1		44.9	37.0
26/09/2024	21:46	41.5		45.3	37.4
26/09/2024	21:51	42.6		46.5	38.3
26/09/2024	21:56	41.7		45.2	37.7
26/09/2024	22:01	41.8	41.9	45.2	38.1
26/09/2024	22:06	42.1		45.4	38.3
26/09/2024	22:11	42.6		46.1	38.6
26/09/2024	22:16	41.2		44.8	37.2
26/09/2024	22:21	41.5		45.0	37.8
26/09/2024	22:26	42.3		45.5	38.4
26/09/2024	22:31	41.8	40.9	45.0	38.0
26/09/2024	22:36	41.8		45.1	38.4
26/09/2024	22:41	40.2		41.8	38.2
26/09/2024	22:46	40.2		41.6	38.6
26/09/2024	22:51	40.4		41.5	39.1
26/09/2024	22:56	40.6		41.9	39.0
		Mean	47.5		
		Maximum	58.7		
		Minimum	40.9		

Summary of Noise Monitoring Results during 19:00 - 23:00 at CM15a	
	Leq (30mins)
Mean	56.8
Maximum	69.1
Minimum	40.9

Station: CM15a

Date	Start Time	Leq (5mins)	Leq (30mins)	L10 (5mins)	L90 (5mins)
13/09/2024	23:03	65.8	64.9	70.6	43.5
13/09/2024	23:08	62.3		64.4	43.0
13/09/2024	23:13	66.2		70.7	43.6
13/09/2024	23:18	64.5		64.6	42.6
13/09/2024	23:23	64.8		68.9	44.4
13/09/2024	23:28	64.4		66.6	43.3
13/09/2024	23:33	66.0	63.1	68.8	43.4
13/09/2024	23:38	63.1		65.0	43.2
13/09/2024	23:43	61.8		63.5	43.2
13/09/2024	23:48	58.3		61.9	43.8
13/09/2024	23:53	55.1		58.2	42.8
13/09/2024	23:58	65.7		66.8	45.2
		Mean	64.0		
		Maximum	64.9		
		Minimum	63.1		

Date	Start Time	Leq (5mins)	Leq (30mins)	L10 (5mins)	L90 (5mins)
14/09/2024	0:03	65.7	65.2	69.1	42.8
14/09/2024	0:08	64.0		65.5	42.3
14/09/2024	0:13	64.7		68.2	42.8
14/09/2024	0:18	69.0		70.4	43.3
14/09/2024	0:23	63.1		65.7	42.8
14/09/2024	0:28	59.0		61.0	42.4
14/09/2024	0:33	61.7	61.9	63.6	42.1
14/09/2024	0:38	57.5		63.6	42.3
14/09/2024	0:43	60.3		62.6	42.2
14/09/2024	0:48	63.8		65.0	41.8
14/09/2024	0:53	63.6		67.4	42.3
14/09/2024	0:58	61.6		63.9	42.4
14/09/2024	1:03	66.0	62.8	68.0	42.2
14/09/2024	1:08	60.8		61.6	41.9
14/09/2024	1:13	58.1		62.0	41.8
14/09/2024	1:18	61.0		63.0	41.8
14/09/2024	1:23	59.5		60.2	42.0
14/09/2024	1:28	65.5		67.6	42.5
14/09/2024	1:33	56.5	60.0	68.7	41.9
14/09/2024	1:38	61.7		64.9	41.9
14/09/2024	1:43	62.3		66.4	41.8
14/09/2024	1:48	57.1		60.7	41.9
14/09/2024	1:53	60.1		60.4	41.8
14/09/2024	1:58	59.0		60.3	41.6
14/09/2024	2:03	62.9	60.0	66.8	41.8
14/09/2024	2:08	60.3		61.7	41.4
14/09/2024	2:13	51.9		57.2	41.4
14/09/2024	2:18	59.2		61.5	41.4
14/09/2024	2:23	62.3		62.6	41.5
14/09/2024	2:28	55.3		60.4	41.4
14/09/2024	2:33	55.9	59.6	56.9	41.4
14/09/2024	2:38	57.1		59.8	41.1
14/09/2024	2:43	64.2		64.4	41.2
14/09/2024	2:48	62.5		66.3	41.4
14/09/2024	2:53	52.2		57.0	41.5
14/09/2024	2:58	42.6		58.3	41.3
14/09/2024	3:03	41.9	56.1	42.3	41.5
14/09/2024	3:08	60.8		62.8	41.5
14/09/2024	3:13	53.4		58.4	41.6
14/09/2024	3:18	59.0		62.5	41.5
14/09/2024	3:23	53.2		56.6	41.4
14/09/2024	3:28	42.0		42.2	41.3
14/09/2024	3:33	55.6	56.1	59.0	41.3
14/09/2024	3:38	56.3		59.6	41.5
14/09/2024	3:43	49.3		57.0	41.4
14/09/2024	3:48	57.6		60.0	41.6
14/09/2024	3:53	58.0		60.9	41.0
14/09/2024	3:58	55.3		58.6	41.3
14/09/2024	4:03	57.5	57.3	67.0	41.4
14/09/2024	4:08	57.7		62.7	41.3
14/09/2024	4:13	52.0		56.5	41.3
14/09/2024	4:18	44.8		54.3	41.5
14/09/2024	4:23	60.2		62.0	41.7
14/09/2024	4:28	59.1		62.1	41.4
14/09/2024	4:33	59.3	57.3	62.1	41.4
14/09/2024	4:38	60.2		62.7	41.2
14/09/2024	4:43	57.5		58.8	41.6
14/09/2024	4:48	57.5		59.8	41.2
14/09/2024	4:53	52.7		56.4	41.2
14/09/2024	4:58	44.4		54.1	41.2
14/09/2024	5:03	60.7	58.6	62.5	41.4
14/09/2024	5:08	49.5		55.1	41.5
14/09/2024	5:13	58.4		59.5	41.4
14/09/2024	5:18	60.0		60.7	41.3
14/09/2024	5:23	58.6		62.4	41.4
14/09/2024	5:28	58.3		59.1	41.4
14/09/2024	5:33	63.1	58.9	65.6	42.6
14/09/2024	5:38	61.0		61.6	41.1
14/09/2024	5:43	50.3		56.7	41.2
14/09/2024	5:48	48.0		52.7	41.8
14/09/2024	5:53	55.0		56.6	43.6
14/09/2024	5:58	59.2		59.3	43.4
14/09/2024	6:03	60.7	61.6	62.0	43.3
14/09/2024	6:08	62.9		63.0	43.8
14/09/2024	6:13	60.8		61.0	43.4
14/09/2024	6:18	59.1		61.0	42.9
14/09/2024	6:23	61.5		63.5	42.2
14/09/2024	6:28	63.2		67.1	44.3
14/09/2024	6:33	67.5	65.5	67.6	44.2
14/09/2024	6:38	63.4		67.5	42.8
14/09/2024	6:43	64.6		68.9	44.2
14/09/2024	6:48	66.4		69.7	44.0
14/09/2024	6:53	66.0		70.7	45.0
14/09/2024	6:58	63.4		66.0	44.6
14/09/2024	23:03	63.0	64.6	73.6	44.3
14/09/2024	23:08	60.9		62.9	43.1
14/09/2024	23:13	65.4		70.2	48.0
14/09/2024	23:18	67.2		70.0	44.5
14/09/2024	23:23	62.6		66.9	43.2
14/09/2024	23:28	65.4		69.6	42.7
14/09/2024	23:33	63.4	64.8	63.5	43.3
14/09/2024	23:38	60.7		62.0	42.4
14/09/2024	23:43	63.7		66.4	42.5
14/09/2024	23:48	66.1		71.0	44.6
14/09/2024	23:53	61.7		61.9	42.6
14/09/2024	23:58	68.3		68.4	43.2
		Mean	60.6		
		Maximum	65.5		
		Minimum	56.1		

Date	Start Time	Leq (5mins)	Leq (30mins)	L10 (5mins)	L90 (5mins)
15/09/2024	0:03	64.5	62.6	67.6	43.0
15/09/2024	0:08	63.5		68.3	43.4
15/09/2024	0:13	62.2		62.9	43.4
15/09/2024	0:18	61.9		63.7	43.2
15/09/2024	0:23	61.0		62.0	42.9
15/09/2024	0:28	61.7		63.6	43.5
15/09/2024	0:33	62.0	61.4	64.1	42.0
15/09/2024	0:38	59.2		60.7	42.4
15/09/2024	0:43	57.2		59.9	42.1
15/09/2024	0:48	64.5		68.0	43.0
15/09/2024	0:53	61.7		62.6	41.9
15/09/2024	0:58	59.8		61.3	43.2
15/09/2024	1:03	64.3	60.5	66.5	42.4
15/09/2024	1:08	58.4		59.0	42.1
15/09/2024	1:13	64.5		67.1	42.5
15/09/2024	1:18	53.6		59.2	41.8
15/09/2024	1:23	53.3		57.6	41.4
15/09/2024	1:28	51.0		59.3	41.7
15/09/2024	1:33	62.6	60.9	65.6	41.6
15/09/2024	1:38	63.2		64.9	41.6
15/09/2024	1:43	63.0		66.1	41.3
15/09/2024	1:48	50.0		54.2	41.2
15/09/2024	1:53	55.2		57.8	41.1
15/09/2024	1:58	60.1		60.4	41.3
15/09/2024	2:03	56.9	59.3	58.5	41.2
15/09/2024	2:08	62.4		63.1	41.7
15/09/2024	2:13	56.9		61.9	41.3
15/09/2024	2:18	56.0		57.8	41.0
15/09/2024	2:23	60.5		63.0	41.3
15/09/2024	2:28	59.5		60.7	41.2
15/09/2024	2:33	53.1	58.4	55.9	41.3
15/09/2024	2:38	49.4		58.2	41.5
15/09/2024	2:43	61.2		62.5	41.5
15/09/2024	2:48	58.1		60.2	41.4
15/09/2024	2:53	61.7		64.2	41.3
15/09/2024	2:58	56.1		57.0	41.2
15/09/2024	3:03	55.9	57.8	57.3	41.4
15/09/2024	3:08	57.2		62.9	41.7
15/09/2024	3:13	61.2		62.7	41.4
15/09/2024	3:18	59.6		59.7	41.3
15/09/2024	3:23	55.9		60.3	41.2
15/09/2024	3:28	49.8		53.4	40.8
15/09/2024	3:33	61.3	60.3	62.0	40.9
15/09/2024	3:38	60.4		62.1	41.1
15/09/2024	3:43	61.8		62.6	41.4
15/09/2024	3:48	42.4		54.1	41.3
15/09/2024	3:53	51.7		57.2	41.2
15/09/2024	3:58	63.6		65.4	41.4
15/09/2024	4:03	46.0	56.1	54.3	41.4
15/09/2024	4:08	46.7		51.7	41.3
15/09/2024	4:13	58.0		72.7	41.6
15/09/2024	4:18	49.1		60.0	41.1
15/09/2024	4:23	54.0		57.8	41.4
15/09/2024	4:28	61.5		62.0	41.5
15/09/2024	4:33	49.7	54.6	56.1	41.0
15/09/2024	4:38	48.9		58.9	40.6
15/09/2024	4:43	41.8		54.8	40.3
15/09/2024	4:48	60.4		62.3	41.1
15/09/2024	4:53	51.1		55.5	41.0
15/09/2024	4:58	54.9		58.2	41.1
15/09/2024	5:03	42.1	54.6	42.8	41.1
15/09/2024	5:08	56.2		60.6	40.9
15/09/2024	5:13	50.5		57.7	41.0
15/09/2024	5:18	44.5		51.9	41.1
15/09/2024	5:23	60.5		60.7	41.0
15/09/2024	5:28	47.2		63.5	41.3
15/09/2024	5:33	60.5	56.3	61.0	41.6
15/09/2024	5:38	49.1		57.0	40.9
15/09/2024	5:43	50.9		56.1	41.1
15/09/2024	5:48	53.9		55.7	41.3
15/09/2024	5:53	51.8		56.2	41.9
15/09/2024	5:58	59.3		62.2	43.1
15/09/2024	6:03	54.0	58.3	58.7	42.5
15/09/2024	6:08	47.0		51.0	42.1
15/09/2024	6:13	57.7		59.9	42.2
15/09/2024	6:18	58.5		59.4	42.6
15/09/2024	6:23	60.9		62.2	41.6
15/09/2024	6:28	61.0		63.0	41.8
15/09/2024	6:33	60.4	58.1	60.9	41.8
15/09/2024	6:38	56.6		59.0	42.2
15/09/2024	6:43	53.8		60.2	41.2
15/09/2024	6:48	53.4		56.5	41.4
15/09/2024	6:53	55.6		57.0	41.9
15/09/2024	6:58	61.8		63.9	42.2
15/09/2024	23:03	62.9	62.8	66.4	43.3
15/09/2024	23:08	59.3		59.7	42.8
15/09/2024	23:13	62.8		65.9	43.4
15/09/2024	23:18	64.6		67.8	42.7
15/09/2024	23:23	63.6		67.2	42.8
15/09/2024	23:28	62.0		64.9	43.0
15/09/2024	23:33	62.9	63.3	65.8	42.7
15/09/2024	23:38	61.0		61.4	42.8
15/09/2024	23:43	62.5		66.9	42.7
15/09/2024	23:48	63.0		64.9	42.8
15/09/2024	23:53	63.9		64.0	42.4
15/09/2024	23:58	65.3		69.2	42.6
		Mean	59.1		
		Maximum	63.3		
		Minimum	54.6		

Station: CM15a

Date	Start Time	Leq (5mins)	Leq (30mins)	L10 (5mins)	L90 (5mins)
16/09/2024	0:03	61.2		62.0	42.2
16/09/2024	0:08	61.5		62.1	42.2
16/09/2024	0:13	64.3	62.6	69.3	42.3
16/09/2024	0:18	60.7		61.4	42.0
16/09/2024	0:23	62.0		62.8	41.6
16/09/2024	0:28	64.3		68.1	41.7
16/09/2024	0:33	48.0		60.4	41.6
16/09/2024	0:38	60.2		62.9	41.7
16/09/2024	0:43	54.4	58.9	55.0	41.4
16/09/2024	0:48	56.0		57.9	41.3
16/09/2024	0:53	60.2		61.3	41.5
16/09/2024	0:58	62.7		65.8	41.5
16/09/2024	1:03	44.1		55.5	41.2
16/09/2024	1:08	56.3		60.4	41.2
16/09/2024	1:13	59.7	59.5	64.3	41.7
16/09/2024	1:18	56.4		57.5	41.6
16/09/2024	1:23	56.2		60.1	41.2
16/09/2024	1:28	65.0		66.7	41.6
16/09/2024	1:33	43.7		54.3	41.3
16/09/2024	1:38	54.0		58.8	41.2
16/09/2024	1:43	51.3	52.8	58.0	41.0
16/09/2024	1:48	58.1		59.7	41.2
16/09/2024	1:53	44.6		47.9	41.3
16/09/2024	1:58	48.2		56.3	41.2
16/09/2024	2:03	56.9		61.0	42.1
16/09/2024	2:08	62.3		62.5	42.4
16/09/2024	2:13	59.9	60.5	61.0	42.3
16/09/2024	2:18	64.7		64.8	42.4
16/09/2024	2:23	51.8		56.2	42.4
16/09/2024	2:28	56.8		58.6	42.6
16/09/2024	2:33	55.8		59.7	41.7
16/09/2024	2:38	45.6		60.1	41.9
16/09/2024	2:43	49.7	57.2	55.3	41.9
16/09/2024	2:48	50.1		60.8	41.9
16/09/2024	2:53	63.4		64.4	41.8
16/09/2024	2:58	55.3		59.2	41.9
16/09/2024	3:03	50.7		55.6	41.0
16/09/2024	3:08	51.1		60.8	41.9
16/09/2024	3:13	56.8	54.0	60.6	41.9
16/09/2024	3:18	55.9		63.2	41.9
16/09/2024	3:23	55.1		60.7	41.4
16/09/2024	3:28	47.9		57.2	41.8
16/09/2024	3:33	49.4		57.0	42.0
16/09/2024	3:38	41.9		42.3	41.5
16/09/2024	3:43	53.5	56.0	57.8	41.8
16/09/2024	3:48	61.8		62.8	41.7
16/09/2024	3:53	57.3		63.5	41.8
16/09/2024	3:58	42.1		42.4	41.7
16/09/2024	4:03	62.0		63.8	41.7
16/09/2024	4:08	61.5		62.6	41.5
16/09/2024	4:13	59.3	58.2	61.7	41.0
16/09/2024	4:18	44.0		44.2	41.4
16/09/2024	4:23	45.9		56.7	41.9
16/09/2024	4:28	48.9		57.0	41.9
16/09/2024	4:33	59.7		60.2	42.0
16/09/2024	4:38	53.6		60.6	42.0
16/09/2024	4:43	51.7	58.5	58.9	41.9
16/09/2024	4:48	62.1		62.2	41.9
16/09/2024	4:53	61.0		62.5	41.9
16/09/2024	4:58	43.7		52.9	42.0
16/09/2024	5:03	57.6		57.9	42.0
16/09/2024	5:08	49.5		55.5	42.0
16/09/2024	5:13	46.7	57.2	55.9	42.0
16/09/2024	5:18	58.9		61.1	41.8
16/09/2024	5:23	61.4		61.6	43.0
16/09/2024	5:28	54.6		58.5	42.2
16/09/2024	5:33	51.0		55.3	41.5
16/09/2024	5:38	60.7		61.6	42.0
16/09/2024	5:43	61.8	58.1	62.0	41.6
16/09/2024	5:48	46.9		51.1	41.6
16/09/2024	5:53	58.5		59.1	42.5
16/09/2024	5:58	55.0		55.6	42.4
16/09/2024	6:03	63.2		67.0	44.1
16/09/2024	6:08	61.6		61.8	44.7
16/09/2024	6:13	54.6	61.7	55.9	43.7
16/09/2024	6:18	61.5		62.6	43.8
16/09/2024	6:23	62.5		65.5	45.2
16/09/2024	6:28	62.7		66.7	44.7
16/09/2024	6:33	66.9		71.6	48.5
16/09/2024	6:38	64.0		67.1	45.2
16/09/2024	6:43	64.4	65.2	67.3	46.0
16/09/2024	6:48	63.0		65.6	44.7
16/09/2024	6:53	66.7		68.6	46.2
16/09/2024	6:58	64.8		65.0	45.2

16/09/2024	23:03	51.3		53.5	48.4
16/09/2024	23:08	51.1		53.3	48.3
16/09/2024	23:13	52.0	52.3	53.8	49.2
16/09/2024	23:18	53.2		55.5	50.6
16/09/2024	23:23	52.6		54.5	49.7
16/09/2024	23:28	53.2		55.7	50.0
16/09/2024	23:33	52.5		55.2	49.5
16/09/2024	23:38	52.8		55.1	49.6
16/09/2024	23:43	53.8	52.6	56.2	50.0
16/09/2024	23:48	51.0		53.2	48.3
16/09/2024	23:53	52.2		54.5	48.9
16/09/2024	23:58	53.0		55.5	49.8
		Mean	57.8		
		Maximum	65.2		
		Minimum	52.3		

Date	Start Time	Leq (5mins)	Leq (30mins)	L10 (5mins)	L90 (5mins)
17/09/2024	0:03	51.4		53.1	49.1
17/09/2024	0:08	50.1		52.7	47.1
17/09/2024	0:13	50.1	51.2	51.6	48.4
17/09/2024	0:18	51.0		53.7	47.7
17/09/2024	0:23	51.2		53.7	47.8
17/09/2024	0:28	52.9		55.4	49.2
17/09/2024	0:33	51.7		53.5	48.8
17/09/2024	0:38	50.5		52.0	48.8
17/09/2024	0:43	49.6	50.7	51.3	47.7
17/09/2024	0:48	49.9		51.5	46.6
17/09/2024	0:53	51.2		53.4	47.8
17/09/2024	0:58	50.9		53.5	47.9
17/09/2024	1:03	52.8		55.3	49.0
17/09/2024	1:08	51.7		54.1	48.6
17/09/2024	1:13	51.7	51.8	53.8	48.0
17/09/2024	1:18	51.3		53.7	48.1
17/09/2024	1:23	52.3		54.6	49.1
17/09/2024	1:28	50.7		52.8	47.4
17/09/2024	1:33	52.3		54.4	49.9
17/09/2024	1:38	52.0		54.0	49.2
17/09/2024	1:43	52.7	52.7	54.7	49.6
17/09/2024	1:48	51.7		53.7	49.1
17/09/2024	1:53	53.0		55.4	50.2
17/09/2024	1:58	54.2		57.3	48.1
17/09/2024	2:03	50.1		52.6	46.1
17/09/2024	2:08	53.2		55.7	49.2
17/09/2024	2:13	53.5	52.3	56.0	49.1
17/09/2024	2:18	52.5		54.9	49.1
17/09/2024	2:23	53.3		55.8	49.5
17/09/2024	2:28	49.9		53.2	45.2
17/09/2024	2:33	50.6		53.7	45.7
17/09/2024	2:38	51.9		54.1	49.0
17/09/2024	2:43	50.1	50.6	51.9	48.1
17/09/2024	2:48	50.8		53.3	46.2
17/09/2024	2:53	48.9		51.4	45.1
17/09/2024	2:58	50.7		52.6	47.8
17/09/2024	3:03	51.8		53.3	48.8
17/09/2024	3:08	51.8		54.5	48.5
17/09/2024	3:13	50.1	51.5	52.7	46.2
17/09/2024	3:18	51.5		54.3	47.7
17/09/2024	3:23	51.6		53.9	48.3
17/09/2024	3:28	51.8		54.1	48.8
17/09/2024	3:33	51.1		53.3	48.4
17/09/2024	3:38	50.4		53.7	45.3
17/09/2024	3:43	44.6	49.1	46.0	43.2
17/09/2024	3:48	45.2		46.2	44.1
17/09/2024	3:53	48.3		51.0	44.4
17/09/2024	3:58	50.7		52.7	48.0
17/09/2024	4:03	51.6		54.4	45.4
17/09/2024	4:08	48.6		50.7	46.2
17/09/2024	4:13	50.4	49.8	52.0	48.5
17/09/2024	4:18	51.8		54.1	48.4
17/09/2024	4:23	47.8		50.1	44.5
17/09/2024	4:28	44.6		46.8	41.9
17/09/2024	4:33	46.7		49.2	43.1
17/09/2024	4:38	48.0		49.8	45.3
17/09/2024	4:43	45.6	47.1	46.9	43.8
17/09/2024	4:48	44.9		46.0	42.5
17/09/2024	4:53	45.5		47.4	42.5
17/09/2024	4:58	49.9		52.7	45.3
17/09/2024	5:03	47.1		50.3	42.0
17/09/2024	5:08	47.4		49.5	44.7
17/09/2024	5:13	45.6	48.4	47.7	42.5
17/09/2024	5:18	49.2		52.0	43.9
17/09/2024	5:23	50.6		53.4	43.3
17/09/2024	5:28	48.6		51.7	41.8
17/09/2024	5:33	43.5		46.5	40.8
17/09/2024	5:38	41.0		42.1	39.8
17/09/2024	5:43	40.9	41.1	42.3	39.2
17/09/2024	5:48	39.8		40.6	38.9
17/09/2024	5:53	40.2		41.3	39.0
17/09/2024	5:58	40.0		41.0	38.9
17/09/2024	6:03	39.9		41.1	38.6
17/09/2024	6:08	40.0		41.3	38.7
17/09/2024	6:13	40.1	41.0	41.5	38.8
17/09/2024	6:18	40.6		41.7	39.2
17/09/2024	6:23	41.1		43.1	38.9
17/09/2024	6:28	43.4		44.6	40.7
17/09/2024	6:33	55.8		57.5	43.7
17/09/2024	6:38	45.2		46.8	42.6
17/09/2024	6:43	44.5	51.5	45.9	42.7
17/09/2024	6:48	54.2		57.1	42.2
17/09/2024	6:53	47.7		48.4	42.7
17/09/2024	6:58	49.5		53.8	42.0

17/09/2024	23:03	67.2		71.3	44.1
17/09/2024	23:08	67.2		71.3	44.9
17/09/2024	23:13	66.5	66.0	71.6	45.1
17/09/2024	23:18	63.8		68.0	43.4
17/09/2024	23:23	63.6		68.2	43.4
17/09/2024	23:28	66.0		71.4	43.2
17/09/2024	23:33	65.9		70.2	44.6
17/09/2024	23:38	64.1		69.2	44.3
17/09/2024	23:43	66.9	65.4	71.6	44.0
17/09/2024	23:48	63.4		67.8	43.0
17/09/2024	23:53	65.5		70.7	44.0
17/09/2024	23:58	65.5		70.2	43.6
		Mean	51.3		
		Maximum	66.0		
		Minimum	41.0		

Date	Start Time	Leq (5mins)	Leq (30mins)	L10 (5mins)	L90 (5mins)
18/09/2024	0:03	64.2		68.1	43.3
18/09/2024	0:08	65.9		68.9	43.5
18/09/2024	0:13	64.7	65.6	65.5	42.8
18/09/2024	0:18	67.4		70.5	45.0
18/09/2024	0:23	65.0		69.7	49.3
18/09/2024	0:28	65.6		68.5	42.2
18/09/2024	0:33	66.3		69.7	42.8
18/09/2024	0:38	64.6		68.6	42.1
18/09/2024	0:43	66.8	64.9	70.0	42.7
18/09/2024	0:48	64.3		66.7	42.0
18/09/2024	0:53	58.9		63.0	41.9
18/09/2024	0:58	65.1		70.0	42.4
18/09/2024	1:03	64.6		66.2	41.6
18/09/2024	1:08	60.0		60.8	42.9
18/09/2024	1:13	60.2	61.8	61.4	42.1
18/09/2024	1:18	54.1		55.9	41.6
18/09/2024	1:23	63.6		65.0	41.8
18/09/2024	1:28	62.0		65.9	42.4
18/09/2024	1:33	59.0		59.3	42.2
18/09/2024	1:38	55.1		57.9	42.2
18/09/2024	1:43	59.3	61.9	61.5	41.6
18/09/2024	1:48	61.7		63.7	41.8
18/09/2024	1:53	64.9		67.6	42.3
18/09/2024	1:58	64.4		69.4	43.5
18/09/2024	2:03	59.3		60.5	41.8
18/09/2024	2:08	56.9		62.2	42.0
18/09/2024	2:13	64.2	63.0	65.3	41.7
18/09/2024	2:18	62.4		62.5	41.6
18/09/2024	2:23	65.9		73.9	41.3
18/09/2024	2:28	63.9		64.9	41.4
18/09/2024	2:33	62.1		63.3	41.8
18/09/2024	2:38	61.9		64.4	41.2
18/09/2024	2:43	59.9	61.3	60.9	41.3
18/09/2024	2:48	47.0		60.5	41.2
18/09/2024	2:53	60.9		64.3	41.4
18/09/2024	2:58	64.2		66.2	41.4
18/09/2024	3:03	52.4		55.7	41.5
18/09/2024	3:08	64.2		66.7	41.9
18/09/2024	3:13	52.3	57.9	64.6	41.5
18/09/2024	3:18	52.0		54.3	49.6
18/09/2024	3:23	51.1		52.1	49.4
18/09/2024	3:28	56.3		56.4	49.9
18/09/2024	3:33	52.2		54.4	49.5
18/09/2024	3:38	50.8		51.8	49.5
18/09/2024	3:43	52.0	51.3	53.4	50.1
18/09/2024	3:48	51.7		53.6	49.5
18/09/2024	3:53	50.5		51.5	49.3
18/09/2024	3:58	50.5		51.3	49.0
18/09/2024	4:03	50.9		51.8	49.6
18/09/2024	4:08	50.6		51.5	49.3
18/09/2024	4:13	51.1	51.1	51.5	49.2
18/09/2024	4:18	50.4		51.3	49.0
18/09/2024	4:23	50.9		52.7	49.0
18/09/2024	4:28	52.4		54.5	49.6
18/09/2024	4:33	53.1		55.4	50.2
18/09/2024	4:38	52.8		54.7	50.0
18/09/2024	4:43	54.2	52.6	55.9	49.7
18/09/2024	4:48	52.1		52.7	49.1
18/09/2024	4:53	51.6		53.1	49.4
18/09/2024	4:58	50.7		51.9	49.2
18/09/2024	5:03	50.8		51.7	49.1
18/09/2024	5:08	50.3		51.4	48.9
18/09/2024	5:13	50.3	50.7	51.4	48.7
18/09/2024	5:18	51.5		53.0	49.3
18/09/2024	5:23	50.8		51.6	48.8
18/09/2024	5:28	50.3		51.4	48.8
18/09/2024	5:33	52.4		53.0	49.1
18/09/2024	5:38	52.2		53.9	48.9
18/09/2024	5:43	50.4	51.1	51.5	48.8
18/09/2024	5:48	50.8		51.3	48.9
18/09/2024	5:53	49.7		50.8	48.2
18/09/2024	5:58	50.1		51.1	48.1
18/09/2024	6:03	49.7		50.9	48.1
18/09/2024	6:08	49.9		51.0	48.4
18/09/2024	6:13	49.8	49.8	51.0	48.3
18/09/2024	6:18	49.7		51.0	48.1
18/09/2024	6:23	49.9		51.0	48.3
18/09/2024	6:28	49.9		51.2	48.1
18/09/2024	6:33	50.1		51.3	48.4
18/09/2024	6:38	50.0		51.2	48.5
18/09/2024	6:43	49.7	50.2	50.8	48.0
18/09/2024	6:48	50.1		51.3	48.3
18/09/2024	6:53	50.2		51.3	48.3
18/09/2024	6:58	50.9		51.6	48.6

18/09/2024	23:03	52.8		53.6	51.7
18/09/2024	23:08	52.8		53.7	51.8
18/09/2024	23:13	51.9	52.4	52.6	51.3
18/09/2024	23:18	52.3		53.4	51.1
18/09/2024	23:23	52.2		53.1	51.2
18/09/2024	23:28	52.4		53.2	51.4
18/09/2024	23:33	52.5		53.5	51.5
18/09/2024	23:38	52.4		53.5	51.4
18/09/2024	23:43	52.2	52.0	53.2	51.3
18/09/2024	23:48	52.3		53.3	51.3
18/09/2024	23:53	51.7		52.6	50.5
18/09/2024	23:58	50.8		51.4	50.1
		Mean	56.1		
		Maximum	65.6		
		Minimum	49.8		

Station: CM15a

Date	Start Time	Leq (5mins)	Leq (30mins)	L10 (5mins)	L90 (5mins)
19/09/2024	0:03	51.3		52.0	50.6
19/09/2024	0:08	51.5		52.2	50.8
19/09/2024	0:13	51.0	51.3	51.8	50.2
19/09/2024	0:18	51.3		52.1	50.6
19/09/2024	0:23	51.5		52.4	50.6
19/09/2024	0:28	51.0		51.5	50.4
19/09/2024	0:33	50.9		51.5	50.2
19/09/2024	0:38	50.8		51.3	50.3
19/09/2024	0:43	51.2	51.1	51.9	50.3
19/09/2024	0:48	51.3		52.0	50.6
19/09/2024	0:53	51.4		52.0	50.8
19/09/2024	0:58	51.2		51.7	50.6
19/09/2024	1:03	50.9		51.5	50.2
19/09/2024	1:08	51.2		51.8	50.6
19/09/2024	1:13	51.3	51.2	51.9	50.6
19/09/2024	1:18	51.0		51.7	50.3
19/09/2024	1:23	51.1		51.7	50.4
19/09/2024	1:28	51.4		52.1	50.6
19/09/2024	1:33	51.3		52.0	50.5
19/09/2024	1:38	51.2		51.7	50.4
19/09/2024	1:43	51.3	51.1	52.3	50.4
19/09/2024	1:48	51.3		52.2	50.4
19/09/2024	1:53	50.6		51.2	50.1
19/09/2024	1:58	50.9		51.6	50.2
19/09/2024	2:03	51.2		51.8	50.5
19/09/2024	2:08	51.1		51.7	50.5
19/09/2024	2:13	51.1	51.0	51.7	50.4
19/09/2024	2:18	50.6		51.3	50.0
19/09/2024	2:23	50.9		51.4	50.2
19/09/2024	2:28	50.8		51.3	50.3
19/09/2024	2:33	50.9		51.4	50.3
19/09/2024	2:38	50.7		51.3	49.8
19/09/2024	2:43	50.7	50.9	51.3	50.0
19/09/2024	2:48	51.2		51.8	50.7
19/09/2024	2:53	51.0		51.6	50.4
19/09/2024	2:58	50.9		51.5	50.2
19/09/2024	3:03	50.8		51.4	50.2
19/09/2024	3:08	50.8		51.3	50.4
19/09/2024	3:13	50.7	50.9	51.3	50.3
19/09/2024	3:18	51.1		51.9	50.4
19/09/2024	3:23	51.4		51.9	50.6
19/09/2024	3:28	50.8		51.4	50.2
19/09/2024	3:33	50.2		50.6	49.8
19/09/2024	3:38	50.3		50.7	49.8
19/09/2024	3:43	50.5	50.4	51.2	49.7
19/09/2024	3:48	50.6		51.0	50.1
19/09/2024	3:53	50.4		51.2	49.6
19/09/2024	3:58	50.2		51.0	49.5
19/09/2024	4:03	50.3		50.9	49.8
19/09/2024	4:08	50.5		51.4	49.7
19/09/2024	4:13	49.8	50.0	50.3	49.2
19/09/2024	4:18	49.3		49.8	49.0
19/09/2024	4:23	50.0		50.8	49.2
19/09/2024	4:28	50.0		50.4	49.4
19/09/2024	4:33	50.0		50.6	49.4
19/09/2024	4:38	49.7		50.1	49.3
19/09/2024	4:43	49.8	49.9	50.4	49.3
19/09/2024	4:48	50.3		50.9	49.7
19/09/2024	4:53	49.9		50.4	49.3
19/09/2024	4:58	49.8		50.3	49.2
19/09/2024	5:03	49.8		50.4	49.2
19/09/2024	5:08	50.4		51.5	49.3
19/09/2024	5:13	50.5	49.9	51.3	49.8
19/09/2024	5:18	50.0		50.7	49.2
19/09/2024	5:23	49.5		50.0	49.0
19/09/2024	5:28	49.1		49.5	48.7
19/09/2024	5:33	49.3		50.1	48.6
19/09/2024	5:38	49.3		49.7	48.8
19/09/2024	5:43	49.3	49.2	49.7	48.8
19/09/2024	5:48	49.0		49.3	48.6
19/09/2024	5:53	49.0		49.4	48.6
19/09/2024	5:58	49.1		49.5	48.6
19/09/2024	6:03	49.7		50.2	49.0
19/09/2024	6:08	49.9		53.6	49.0
19/09/2024	6:13	50.9	50.3	53.5	48.7
19/09/2024	6:18	50.2		50.7	49.1
19/09/2024	6:23	50.3		50.9	49.4
19/09/2024	6:28	50.5		51.4	49.6
19/09/2024	6:33	50.1		50.8	49.5
19/09/2024	6:38	50.3		51.1	49.2
19/09/2024	6:43	53.1	51.5	54.3	50.0
19/09/2024	6:48	50.2		50.9	49.4
19/09/2024	6:53	51.4		52.5	49.6
19/09/2024	6:58	52.8		54.8	49.5

19/09/2024	23:11	48.5		49.6	46.2
19/09/2024	23:16	48.7		50.7	46.4
19/09/2024	23:21	48.0	48.4	49.5	46.2
19/09/2024	23:26	48.3		49.7	46.5
19/09/2024	23:31	47.6		48.8	45.8
19/09/2024	23:36	48.9		50.9	46.6
19/09/2024	23:41	48.4		50.1	46.5
19/09/2024	23:46	48.3		50.9	45.6
19/09/2024	23:51	46.2	46.0	47.3	45.1
19/09/2024	23:56	47.9		49.7	46.0
19/09/2024	0:00	0.0		0.0	0.0
19/09/2024	0:00	0.0		0.0	0.0
		Mean	50.2		
		Maximum	51.5		
		Minimum	46.0		

Date	Start Time	Leq (5mins)	Leq (30mins)	L10 (5mins)	L90 (5mins)
20/09/2024	0:01	47.6		48.8	45.9
20/09/2024	0:06	47.0		48.4	45.0
20/09/2024	0:11	46.5	47.4	48.0	44.3
20/09/2024	0:16	47.1		48.1	45.4
20/09/2024	0:21	47.4		48.5	45.8
20/09/2024	0:26	48.4		49.5	47.0
20/09/2024	0:31	49.0		50.2	47.2
20/09/2024	0:36	48.1		50.2	46.5
20/09/2024	0:41	47.4	48.1	48.5	46.0
20/09/2024	0:46	47.5		48.0	45.2
20/09/2024	0:51	47.7		49.1	45.7
20/09/2024	0:56	48.4		49.8	46.5
20/09/2024	1:01	48.3		49.6	46.7
20/09/2024	1:06	47.8		48.8	45.6
20/09/2024	1:11	47.4	47.5	48.7	45.4
20/09/2024	1:16	46.9		49.1	44.3
20/09/2024	1:21	47.8		49.3	45.8
20/09/2024	1:26	46.5		47.9	43.7
20/09/2024	1:31	48.0		49.7	45.3
20/09/2024	1:36	47.2		48.6	45.6
20/09/2024	1:41	47.3	48.1	48.6	45.5
20/09/2024	1:46	47.4		49.1	45.6
20/09/2024	1:51	49.4		52.0	46.7
20/09/2024	1:56	48.8		50.8	46.2
20/09/2024	2:01	45.8		48.3	43.0
20/09/2024	2:06	48.9		50.9	46.4
20/09/2024	2:11	49.5	48.7	51.7	46.4
20/09/2024	2:16	48.4		50.2	46.4
20/09/2024	2:21	49.7		51.3	47.0
20/09/2024	2:26	48.9		52.1	44.2
20/09/2024	2:31	47.1		48.8	43.7
20/09/2024	2:36	48.1		49.6	45.6
20/09/2024	2:41	46.6	47.0	47.6	45.3
20/09/2024	2:46	46.9		48.5	44.8
20/09/2024	2:51	44.9		47.3	42.5
20/09/2024	2:56	47.5		48.6	46.1
20/09/2024	3:01	47.6		48.8	45.6
20/09/2024	3:06	47.2		48.6	45.4
20/09/2024	3:11	47.3	48.1	48.9	44.3
20/09/2024	3:16	47.5		49.6	43.6
20/09/2024	3:21	47.9		49.7	46.0
20/09/2024	3:26	50.3		54.0	46.3
20/09/2024	3:31	48.1		50.0	46.1
20/09/2024	3:36	46.9		49.2	43.3
20/09/2024	3:41	43.6	45.8	44.1	41.5
20/09/2024	3:46	42.3		43.1	41.4
20/09/2024	3:51	44.5		45.9	41.5
20/09/2024	3:56	46.5		48.1	44.7
20/09/2024	4:01	47.2		48.6	45.0
20/09/2024	4:06	46.9		48.7	43.1
20/09/2024	4:11	47.6	46.6	48.9	45.8
20/09/2024	4:16	47.6		49.1	45.8
20/09/2024	4:21	45.0		47.4	42.6
20/09/2024	4:26	44.4		46.0	41.2
20/09/2024	4:31	45.0		47.5	41.7
20/09/2024	4:36	46.0		47.3	44.1
20/09/2024	4:41	45.4	44.9	47.2	43.5
20/09/2024	4:46	45.0		46.7	42.8
20/09/2024	4:51	43.7		45.2	41.8
20/09/2024	4:56	43.8		44.9	42.2
20/09/2024	5:01	44.8		46.1	40.9
20/09/2024	5:06	42.6		43.7	41.2
20/09/2024	5:11	43.0	45.9	44.0	41.8
20/09/2024	5:16	43.6		44.6	41.9
20/09/2024	5:21	48.2		52.5	41.2
20/09/2024	5:26	48.7		52.9	42.3
20/09/2024	5:31	45.2		49.1	40.5
20/09/2024	5:36	42.0		42.5	39.6
20/09/2024	5:41	47.0	43.6	50.1	40.6
20/09/2024	5:46	40.8		41.6	39.9
20/09/2024	5:51	41.0		41.8	40.1
20/09/2024	5:56	40.9		41.5	40.2
20/09/2024	6:01	40.9		41.7	40.1
20/09/2024	6:06	41.2		42.2	40.1
20/09/2024	6:11	41.3	42.2	42.5	40.3
20/09/2024	6:16	42.0		43.0	41.0
20/09/2024	6:21	42.5		43.4	41.4
20/09/2024	6:26	44.4		45.2	42.0
20/09/2024	6:31	46.5		48.0	44.4
20/09/2024	6:36	46.2		49.1	43.4
20/09/2024	6:41	46.6	46.3	47.9	44.4
20/09/2024	6:46	48.5		53.5	43.0
20/09/2024	6:51	43.7		45.4	41.5
20/09/2024	6:56	45.1		48.6	41.4

20/09/2024	22:56	47.0		50.8	42.4
20/09/2024	23:01	47.8		50.7	43.2
20/09/2024	23:06	49.3	48.1	50.9	45.4
20/09/2024	23:11	48.1		50.6	40.4
20/09/2024	23:16	46.2		49.9	40.0
20/09/2024	23:21	49.3		51.4	44.6
20/09/2024	23:26	46.2		49.3	39.0
20/09/2024	23:31	41.4		42.7	39.7
20/09/2024	23:36	41.8	43.5	43.3	40.2
20/09/2024	23:41	41.2		42.5	39.5
20/09/2024	23:46	43.5		45.1	40.2
20/09/2024	23:51	44.7		45.6	43.8
		Mean	46.4		
		Maximum	48.7		
		Minimum	42.2		

Date	Start Time	Leq (5mins)	Leq (30mins)	L10 (5mins)	L90 (5mins)
21/09/2024	0:01	46.1		49.0	43.5
21/09/2024	0:06	48.0		50.1	42.9
21/09/2024	0:11	48.8	48.5	50.1	47.3
21/09/2024	0:16	48.9		50.5	45.1
21/09/2024	0:21	49.2		50.4	47.3
21/09/2024	0:26	49.4		50.7	47.8
21/09/2024	0:31	48.8		50.6	45.0
21/09/2024	0:36	50.0		51.6	48.1
21/09/2024	0:41	49.2	49.5	50.8	47.4
21/09/2024	0:46	49.4		51.1	45.6
21/09/2024	0:51	49.4		50.9	47.8
21/09/2024	0:56	49.9		51.2	48.4
21/09/2024	1:01	49.6		51.0	48.1
21/09/2024	1:06	49.0		50.5	46.6
21/09/2024	1:11	49.8	48.2	51.2	48.0
21/09/2024	1:16	47.7		49.7	43.0
21/09/2024	1:21	46.4		49.9	42.8
21/09/2024	1:26	44.3		45.3	42.9
21/09/2024	1:31	43.8		44.8	42.7
21/09/2024	1:36	46.9		49.5	43.2
21/09/2024	1:41	48.9	46.4	50.6	44.4
21/09/2024	1:46	45.9		48.0	43.4
21/09/2024	1:51	45.7		48.5	43.3
21/09/2024	1:56	45.1		49.0	40.3
21/09/2024	2:01	42.5		43.8	41.1
21/09/2024	2:06	43.0		44.3	41.3
21/09/2024	2:11	41.7	44.2	43.3	39.8
21/09/2024	2:16	42.2		43.8	40.3
21/09/2024	2:21	45.2		46.7	43.7
21/09/2024	2:26	47.4		48.9	44.0
21/09/2024	2:31	48.2		49.8	46.1
21/09/2024	2:36	47.6		49.3	45.2
21/09/2024	2:41	48.6	48.9	50.3	46.5
21/09/2024	2:46	49.5		50.9	47.9
21/09/2024	2:51	49.9		51.3	48.2
21/09/2024	2:56	49.4		51.0	47.8
21/09/2024	3:01	49.6		51.2	48.0
21/09/2024	3:06	48.5		50.9	41.6
21/09/2024	3:11	46.6	47.8	50.4	41.1
21/09/2024	3:16	43.4		45.9	40.3
21/09/2024	3:21	48.1		50.4	40.3
21/09/2024	3:26	48.3		49.8	46.2
21/09/2024	3:31	48.0		50.7	42.0
21/09/2024	3:36	50.7		52.3	46.2
21/09/2024	3:41	50.5	50.0	52.4	45.1
21/09/2024	3:46	51.0		52.5	49.2
21/09/2024	3:51	49.0		51.2	45.8
21/09/2024	3:56	50.2		51.5	48.9
21/09/2024	4:01	50.1		51.5	48.4
21/09/2024	4:06	46.7		48.4	42.7
21/09/2024	4:11	48.5	48.1	49.8	46.3
21/09/2024	4:16	47.4		48.7	45.8
21/09/2024	4:21	47.3		48.4	45.8
21/09/2024	4:26	47.5		48.8	45.9
21/09/2024	4:31	46.7		48.2	40.7
21/09/2024	4:36	44.3		46.8	40.9
21/09/2024	4:41	47.1	47.6	49.6	42.7
21/09/2024	4:46	44.4		45.8	41.6
21/09/2024	4:51	49.8		51.1	48.1
21/09/2024	4:56	50.0		51.1	48.3
21/09/2024	5:01	50.3		51.4	48.4
21/09/2024	5:06	50.7		51.8	49.0
21/09/2024	5:11	50.9	51.0	51.8	49.1
21/09/2024	5:16	51.0		52.1	49.1
21/09/2024	5:21	51.6		52.4	49.9
21/09/2024	5:26	51.5		52.4	49.8
21/09/2024	5:31	51.7		52.4	50.1
21/09/2024	5:36	51.6		52.4	49.8
21/09/2024	5:41	51.8	52.0	52.6	50.1
21/09/2024	5:46	52.1		52.8	50.5
21/09/2024	5:51	52.4		53.1	51.1
21/09/2024	5:56	52.4		53.0	51.4
21/09/2024	6:01	52.4		53.0	51.4
21/09/2024	6:06	52.8		53.5	51.7
21/09/2024	6:11	52.8	51.3	53.5	51.6
21/09/2024	6:16	50.6		53.3	43.9
21/09/2024	6:21	47.3		48.6	42.7
21/09/2024	6:26	49.1		52.6	44.2
21/09/2024	6:31	46.5		47.9	44.5
21/09/2024	6:36	47.5		48.7	46.1
21/09/2024	6:41	47.5	48.9	48.9	45.7
21/09/2024	6:46	46.7		48.4	44.8
21/09/2024	6:51	53.4		57.1	44.2
21/09/2024	6:56	46.8		47.3	42.7

21/09/2024	23:01	50.0		51.3	47.8
21/09/2024	23:06	49.8		51.1	47.6
21/09/2024	23:11	50.0	50.1	51.2	48.0
21/09/2024	23:16	49.8		51.2	47.6
21/09/2024	23:21	49.5		50.9	47.5
21/09/2024	23:26	51.1		53.4	47.7
21/09/2024	23:31	50.9		53.4	47.6
21/09/2024	23:36	49.4		50.8	47.2
21/09/2024	23:41	49.3	49.6	50.8	47.1
21/09/2024	23:46	49.4		50.9	47.3
21/09/2024	23:51	49.1		50.6	47.2
21/09/2024	23:56	49.4		50.9	47.3
		Mean	48.9		
		Maximum	52.0		
		Minimum	44.2		

Station: CM15a

Date	Start Time	Leq (5mins)	Leq (30mins)	L10 (5mins)	L90 (5mins)
22/09/2024	0:01	49.2		50.7	47.1
22/09/2024	0:06	49.6		51.1	47.4
22/09/2024	0:11	49.3	49.4	50.8	47.3
22/09/2024	0:16	49.5		50.9	47.5
22/09/2024	0:21	49.3		50.7	47.3
22/09/2024	0:26	49.4		50.9	47.2
22/09/2024	0:31	49.5		51.0	47.4
22/09/2024	0:36	49.2		50.8	47.0
22/09/2024	0:41	49.1	49.3	50.5	46.9
22/09/2024	0:46	49.3		50.9	47.2
22/09/2024	0:51	49.4		50.9	47.4
22/09/2024	0:56	49.2		50.6	47.1
22/09/2024	1:01	49.2		50.7	46.9
22/09/2024	1:06	49.5		50.9	47.3
22/09/2024	1:11	49.5	49.4	50.8	47.3
22/09/2024	1:16	49.3		50.8	47.1
22/09/2024	1:21	49.6		51.1	47.6
22/09/2024	1:26	49.5		51.0	47.4
22/09/2024	1:31	49.5		51.0	47.3
22/09/2024	1:36	49.5		51.0	47.4
22/09/2024	1:41	49.8	49.7	51.1	47.8
22/09/2024	1:46	49.7		51.2	47.6
22/09/2024	1:51	49.7		51.1	47.9
22/09/2024	1:56	49.8		51.3	47.6
22/09/2024	2:01	49.5		51.0	47.4
22/09/2024	2:06	49.4		50.9	47.2
22/09/2024	2:11	50.0	49.8	51.6	47.6
22/09/2024	2:16	50.0		51.3	47.7
22/09/2024	2:21	50.0		51.3	48.0
22/09/2024	2:26	50.0		51.4	47.9
22/09/2024	2:31	49.9		51.2	47.9
22/09/2024	2:36	49.6		51.2	47.5
22/09/2024	2:41	50.1	49.9	51.4	48.0
22/09/2024	2:46	49.9		51.3	47.9
22/09/2024	2:51	49.9		51.4	47.8
22/09/2024	2:56	49.8		51.1	47.8
22/09/2024	3:01	49.9		51.4	47.8
22/09/2024	3:06	49.9		51.3	47.8
22/09/2024	3:11	50.0	50.2	51.4	48.0
22/09/2024	3:16	50.1		51.5	47.9
22/09/2024	3:21	50.6		52.3	48.3
22/09/2024	3:26	50.7		52.0	48.5
22/09/2024	3:31	51.0		52.6	48.1
22/09/2024	3:36	51.1		52.7	48.9
22/09/2024	3:41	50.0	50.5	51.5	47.7
22/09/2024	3:46	50.6		51.9	48.8
22/09/2024	3:51	50.2		51.7	48.2
22/09/2024	3:56	50.1		51.6	47.8
22/09/2024	4:01	49.9		51.4	47.5
22/09/2024	4:06	49.8		51.2	47.8
22/09/2024	4:11	49.4	49.7	50.8	47.1
22/09/2024	4:16	49.5		51.0	47.5
22/09/2024	4:21	49.6		51.1	47.5
22/09/2024	4:26	49.8		51.3	47.7
22/09/2024	4:31	49.6		51.1	47.3
22/09/2024	4:36	49.6		51.1	47.6
22/09/2024	4:41	49.8	49.7	51.1	47.7
22/09/2024	4:46	49.3		50.7	47.4
22/09/2024	4:51	49.9		51.3	47.8
22/09/2024	4:56	50.1		51.4	48.0
22/09/2024	5:01	49.8		51.3	47.9
22/09/2024	5:06	49.8		51.2	47.5
22/09/2024	5:11	49.9	50.0	51.3	47.7
22/09/2024	5:16	49.7		51.1	47.7
22/09/2024	5:21	50.6		52.2	48.2
22/09/2024	5:26	50.3		51.4	47.5
22/09/2024	5:31	50.2		51.3	47.7
22/09/2024	5:36	49.7		51.0	47.4
22/09/2024	5:41	49.8	49.7	51.1	47.8
22/09/2024	5:46	49.5		50.9	47.5
22/09/2024	5:51	49.6		51.0	47.3
22/09/2024	5:56	49.3		50.8	47.1
22/09/2024	6:01	49.9		51.4	47.7
22/09/2024	6:06	49.7		51.2	47.6
22/09/2024	6:11	49.8	50.3	51.2	47.6
22/09/2024	6:16	50.0		51.4	47.6
22/09/2024	6:21	51.3		53.4	48.4
22/09/2024	6:26	50.8		52.1	48.8
22/09/2024	6:31	50.6		52.0	48.8
22/09/2024	6:36	50.8		52.2	48.8
22/09/2024	6:41	51.0	51.2	52.4	49.3
22/09/2024	6:46	52.3		54.6	49.4
22/09/2024	6:51	50.8		52.1	48.8
22/09/2024	6:56	51.5		53.4	48.8
22/09/2024	23:01	41.7		43.7	39.6
22/09/2024	23:06	44.4		45.9	42.9
22/09/2024	23:11	45.1	44.1	46.3	42.8
22/09/2024	23:16	41.8		43.3	40.3
22/09/2024	23:21	41.2		42.1	40.1
22/09/2024	23:26	47.2		47.9	46.5
22/09/2024	23:31	47.6		48.1	47.1
22/09/2024	23:36	47.8		48.5	47.3
22/09/2024	23:41	47.8	46.0	48.2	47.3
22/09/2024	23:46	43.3		45.0	41.4
22/09/2024	23:51	42.7		43.8	41.3
22/09/2024	23:56	43.6		45.3	41.6
		Mean	49.3		
		Maximum	51.2		
		Minimum	44.1		

Date	Start Time	Leq (5mins)	Leq (30mins)	L10 (5mins)	L90 (5mins)
23/09/2024	0:01	43.8		45.5	41.9
23/09/2024	0:06	44.8		46.2	42.6
23/09/2024	0:11	45.1	45.0	46.7	43.3
23/09/2024	0:16	45.8		47.1	43.8
23/09/2024	0:21	45.6		47.6	43.1
23/09/2024	0:26	44.7		45.9	43.2
23/09/2024	0:31	45.5		46.8	43.7
23/09/2024	0:36	44.1		45.5	42.7
23/09/2024	0:41	42.7	46.9	43.7	41.7
23/09/2024	0:46	47.6		48.3	46.9
23/09/2024	0:51	48.5		49.4	47.7
23/09/2024	0:56	49.4		50.5	48.2
23/09/2024	1:01	48.3		49.3	47.5
23/09/2024	1:06	45.8		48.5	43.4
23/09/2024	1:11	46.2	46.3	48.3	43.4
23/09/2024	1:16	45.6		47.1	43.5
23/09/2024	1:21	45.9		47.7	43.7
23/09/2024	1:26	44.9		45.9	43.3
23/09/2024	1:31	46.1		48.5	43.1
23/09/2024	1:36	44.3		45.5	43.0
23/09/2024	1:41	43.6	44.5	44.7	42.4
23/09/2024	1:46	44.2		45.0	43.2
23/09/2024	1:51	43.4		44.3	42.5
23/09/2024	1:56	44.6		46.6	42.4
23/09/2024	2:01	45.8		47.9	43.7
23/09/2024	2:06	48.7		50.1	47.6
23/09/2024	2:11	48.1	48.2	48.7	47.5
23/09/2024	2:16	48.6		49.2	47.8
23/09/2024	2:21	49.7		50.9	48.4
23/09/2024	2:26	47.0		49.0	44.5
23/09/2024	2:31	46.6		48.9	43.9
23/09/2024	2:36	45.1		46.6	43.3
23/09/2024	2:41	44.6	45.0	45.5	42.7
23/09/2024	2:46	45.6		48.3	42.8
23/09/2024	2:51	43.8		44.8	42.4
23/09/2024	2:56	43.5		44.6	42.3
23/09/2024	3:01	42.7		43.6	41.6
23/09/2024	3:06	43.5		44.7	42.3
23/09/2024	3:11	44.4	43.6	46.2	42.6
23/09/2024	3:16	44.8		46.3	42.7
23/09/2024	3:21	42.9		43.7	42.1
23/09/2024	3:26	42.9		43.7	42.0
23/09/2024	3:31	43.7		44.6	42.7
23/09/2024	3:36	47.8		48.4	47.1
23/09/2024	3:41	48.4	46.9	49.1	47.6
23/09/2024	3:46	48.0		48.6	47.4
23/09/2024	3:51	47.5		47.8	47.3
23/09/2024	3:56	43.4		44.0	42.1
23/09/2024	4:01	42.7		43.7	41.6
23/09/2024	4:06	44.8		46.2	43.5
23/09/2024	4:11	44.4	44.9	45.2	43.4
23/09/2024	4:16	43.6		44.3	42.8
23/09/2024	4:21	45.7		47.9	42.9
23/09/2024	4:26	46.8		48.7	44.5
23/09/2024	4:31	45.8		48.1	43.0
23/09/2024	4:36	43.4		43.9	42.4
23/09/2024	4:41	43.4	43.8	44.3	42.5
23/09/2024	4:46	43.3		44.1	42.4
23/09/2024	4:51	42.7		43.2	42.1
23/09/2024	4:56	43.4		44.4	42.4
23/09/2024	5:01	44.2		45.5	42.9
23/09/2024	5:06	49.5		50.8	47.7
23/09/2024	5:11	53.0	51.1	55.6	48.2
23/09/2024	5:16	47.7		49.3	45.5
23/09/2024	5:21	47.3		48.7	45.1
23/09/2024	5:26	55.4		60.1	44.4
23/09/2024	5:31	47.2		48.4	44.1
23/09/2024	5:36	51.6		52.8	44.9
23/09/2024	5:41	49.2	49.8	50.6	44.5
23/09/2024	5:46	50.2		53.1	45.4
23/09/2024	5:51	50.8		56.3	44.1
23/09/2024	5:56	48.6		50.7	44.2
23/09/2024	6:01	46.0		46.6	43.6
23/09/2024	6:06	47.4		48.3	43.6
23/09/2024	6:11	53.4	49.9	56.3	45.8
23/09/2024	6:16	50.2		51.2	45.5
23/09/2024	6:21	49.5		53.4	45.1
23/09/2024	6:26	48.9		49.1	45.5
23/09/2024	6:31	52.2		56.1	46.0
23/09/2024	6:36	53.9		56.0	45.3
23/09/2024	6:41	48.0	50.0	50.7	45.1
23/09/2024	6:46	46.2		47.3	45.0
23/09/2024	6:51	45.5		46.3	44.8
23/09/2024	6:56	46.4		47.5	45.2
23/09/2024	22:56	46.0		47.2	44.4
23/09/2024	23:01	47.2		48.2	46.0
23/09/2024	23:06	47.1	49.3	48.0	46.0
23/09/2024	23:11	45.9		47.0	44.7
23/09/2024	23:16	47.8		49.3	45.6
23/09/2024	23:21	54.2		55.9	49.6
23/09/2024	23:26	55.6		56.8	54.0
23/09/2024	23:31	55.7		56.9	53.9
23/09/2024	23:36	55.5	55.7	56.8	53.8
23/09/2024	23:41	55.6		56.8	53.5
23/09/2024	23:46	56.0		57.1	54.0
23/09/2024	23:51	55.5		57.0	53.4
		Mean	47.5		
		Maximum	55.7		
		Minimum	43.6		

Date	Start Time	Leq (5mins)	Leq (30mins)	L10 (5mins)	L90 (5mins)
24/09/2024	0:01	45.2		46.4	43.6
24/09/2024	0:06	46.5		47.5	45.2
24/09/2024	0:11	45.8	46.1	46.8	44.6
24/09/2024	0:16	46.3		47.3	44.9
24/09/2024	0:21	46.6		47.6	45.3
24/09/2024	0:26	46.3		47.3	45.2
24/09/2024	0:31	46.7		47.4	45.9
24/09/2024	0:36	48.1		48.9	47.0
24/09/2024	0:41	47.5	47.2	48.7	46.4
24/09/2024	0:46	47.1		47.8	45.9
24/09/2024	0:51	46.8		47.5	45.9
24/09/2024	0:56	46.7		47.4	45.6
24/09/2024	1:01	46.7		47.7	45.0
24/09/2024	1:06	46.2		47.0	45.2
24/09/2024	1:11	46.3	46.3	47.0	45.3
24/09/2024	1:16	46.5		47.3	45.5
24/09/2024	1:21	46.1		46.9	44.8
24/09/2024	1:26	45.7		46.7	44.5
24/09/2024	1:31	44.9		46.3	42.7
24/09/2024	1:36	45.2		45.9	44.3
24/09/2024	1:41	45.6	45.5	46.5	44.5
24/09/2024	1:46	45.9		46.8	44.9
24/09/2024	1:51	45.7		46.5	44.7
24/09/2024	1:56	45.6		46.7	43.8
24/09/2024	2:01	44.7		45.8	43.1
24/09/2024	2:06	45.8		47.1	44.5
24/09/2024	2:11	46.1	45.6	47.0	45.1
24/09/2024	2:16	46.1		47.1	45.1
24/09/2024	2:21	46.2		47.2	45.1
24/09/2024	2:26	44.6		45.7	43.4
24/09/2024	2:31	44.8		45.9	43.5
24/09/2024	2:36	44.4		46.0	42.4
24/09/2024	2:41	47.4	46.9	48.4	46.0
24/09/2024	2:46	47.6		48.5	46.4
24/09/2024	2:51	48.1		48.9	47.0
24/09/2024	2:56	47.5		48.3	46.5
24/09/2024	3:01	47.3		48.1	46.2
24/09/2024	3:06	47.2		48.2	45.8
24/09/2024	3:11	47.7	47.3	48.5	46.7
24/09/2024	3:16	47.9		48.7	46.8
24/09/2024	3:21	46.8		47.7	45.5
24/09/2024	3:26	47.1		48.1	45.8
24/09/2024	3:31	47.0		48.2	45.7
24/09/2024	3:36	47.6		48.5	46.2
24/09/2024	3:41	45.8	46.3	46.6	44.5
24/09/2024	3:46	45.6		46.4	44.5
24/09/2024	3:51	45.8		46.5	44.9
24/09/2024	3:56	45.2		45.9	44.1
24/09/2024	4:01	47.3		49.4	44.3
24/09/2024	4:06	48.1		48.7	46.9
24/09/2024	4:11	48.1	47.4	48.7	46.7
24/09/2024	4:16	48.2		48.9	47.0
24/09/2024	4:21	47.7		48.8	43.3
24/09/2024	4:26	43.5		43.6	41.8
24/09/2024	4:31	42.0		42.9	40.7
24/09/2024	4:36	57.8		58.4	41.9
24/09/2024	4:41	57.1	53.9	59.1	47.6
24/09/2024	4:46	48.1		51.6	45.8
24/09/2024	4:51	50.6		52.5	45.4
24/09/2024	4:56	51.8		53.1	48.4
24/09/2024	5:01	50.7		52.7	46.8
24/09/2024	5:06	48.6		50.9	45.1
24/09/2024	5:11	48.4	48.7	50.3	45.6
24/09/2024	5:16	45.9		47.4	44.2
24/09/2024	5:21	48.0		50.4	44.2
24/09/2024	5:26	49.3		53.1	43.8
24/09/2024	5:31	47.8		50.7	43.4
24/09/2024	5:36	50.1		53.4	45.4
24/09/2024	5:41	53.9	51.1	58.5	45.8
24/09/2024	5:46	52.7		55.8	45.0
24/09/2024	5:51	51.0		55.0	42.5
24/09/2024	5:56	47.6		50.0	43.4
24/09/2024	6:01	48.0		49.2	44.6
24/09/2024	6:06	48.0		50.9	43.2
24/09/2024	6:11	51.6	52.4	55.8	43.8
24/09/2024	6:16	55.0		60.0	43.5
24/09/2024	6:21	53.7		57.9	45.2
24/09/2024	6:26	53.6		57.4	45.5
24/09/2024	6:31	56.1		57.9	46.3
24/09/2024	6:36	55.1		58.8	46.3
24/09/2024	6:41	58.0	55.7	61.3	46.3
24/09/2024	6:46	55.2		59.7	44.7
24/09/2024	6:51	51.7		55.2	44.8
24/09/2024	6:56	55.6		60.1	45.3
24/09/2024	23:01	49.0		49.5	48.3
24/09/2024	23:06	48.7		49.2	48.2
24/09/2024	23:11	48.9	48.8	49.3	48.4
24/09/2024	23:16	48.6		49.0	48.2
24/09/2024	23:21	48.7		49.0	48.2
24/09/2024	23:26	48.8		49.2	48.2
24/09/2024	23:31	48.7		49.1	48.3
24/09/2024	23:36	48.6		49.0	48.2
24/09/2024	23:41	48.8	48.8	49.3	48.4
24/09/2024	23:46	48.7		49.1	48.2
24/09/2024	23:51	49.0		49.5	48.4
24/09/2024	23:56	48.7		49.1	48.2
		Mean	48.6		
		Maximum	55.7		
		Minimum	45.5		

Station: CM15a

Date	Start Time	Leq (5mins)	Leq (30mins)	L10 (5mins)	L90 (5mins)
25/09/2024	0:01	48.9		49.4	48.5
25/09/2024	0:06	48.8		49.2	48.4
25/09/2024	0:11	48.8	49.1	49.3	48.3
25/09/2024	0:16	48.6		49.1	48.2
25/09/2024	0:21	49.1		49.6	48.6
25/09/2024	0:26	50.3		51.3	49.4
25/09/2024	0:31	49.3		49.8	48.6
25/09/2024	0:36	48.7		49.1	48.2
25/09/2024	0:41	48.7	48.8	49.1	48.3
25/09/2024	0:46	48.6		49.0	48.1
25/09/2024	0:51	48.6		49.1	48.2
25/09/2024	0:56	48.7		49.4	48.1
25/09/2024	1:01	48.6		49.0	48.2
25/09/2024	1:06	48.7		49.1	48.3
25/09/2024	1:11	48.6	48.7	49.1	48.2
25/09/2024	1:16	48.7		49.0	48.2
25/09/2024	1:21	48.6		49.1	48.1
25/09/2024	1:26	48.8		49.2	48.3
25/09/2024	1:31	48.7		49.1	48.2
25/09/2024	1:36	48.7		49.1	48.3
25/09/2024	1:41	48.7	48.8	49.1	48.3
25/09/2024	1:46	48.9		49.2	48.4
25/09/2024	1:51	48.7		49.1	48.2
25/09/2024	1:56	49.0		49.4	48.5
25/09/2024	2:01	48.7		49.1	48.2
25/09/2024	2:06	48.9		49.3	48.5
25/09/2024	2:11	48.8	48.8	49.3	48.2
25/09/2024	2:16	48.8		49.3	48.4
25/09/2024	2:21	48.7		49.0	48.3
25/09/2024	2:26	49.0		49.5	48.5
25/09/2024	2:31	49.2		50.1	48.4
25/09/2024	2:36	49.4		50.0	48.8
25/09/2024	2:41	49.4	49.2	50.1	48.6
25/09/2024	2:46	48.9		49.3	48.4
25/09/2024	2:51	48.9		49.2	48.4
25/09/2024	2:56	49.1		49.5	48.7
25/09/2024	3:01	48.9		49.3	48.5
25/09/2024	3:06	49.1		49.5	48.7
25/09/2024	3:11	49.3	49.2	49.8	48.8
25/09/2024	3:16	49.3		49.8	48.8
25/09/2024	3:21	49.4		50.1	48.8
25/09/2024	3:26	49.1		49.4	48.5
25/09/2024	3:31	49.0		49.5	48.5
25/09/2024	3:36	48.9		49.4	48.4
25/09/2024	3:41	48.8	48.9	49.1	48.4
25/09/2024	3:46	49.1		49.7	48.6
25/09/2024	3:51	48.9		49.3	48.5
25/09/2024	3:56	48.6		49.0	48.3
25/09/2024	4:01	48.7		49.1	48.3
25/09/2024	4:06	48.9		49.3	48.4
25/09/2024	4:11	49.6	49.2	52.9	48.5
25/09/2024	4:16	49.0		49.5	48.5
25/09/2024	4:21	50.0		52.7	48.6
25/09/2024	4:26	48.9		49.3	48.5
25/09/2024	4:31	49.2		49.9	48.6
25/09/2024	4:36	49.0		49.4	48.6
25/09/2024	4:41	51.9	53.9	54.4	49.0
25/09/2024	4:46	54.5		57.0	50.4
25/09/2024	4:51	54.6		57.9	49.8
25/09/2024	4:56	57.6		62.3	49.7
25/09/2024	5:01	54.0		56.2	50.0
25/09/2024	5:06	55.3		59.3	49.5
25/09/2024	5:11	51.8	54.2	53.8	49.5
25/09/2024	5:16	54.5		57.8	49.7
25/09/2024	5:21	54.6		58.2	49.7
25/09/2024	5:26	54.4		57.7	49.1
25/09/2024	5:31	52.2		54.9	49.3
25/09/2024	5:36	52.0		55.0	49.1
25/09/2024	5:41	53.5	52.8	56.7	49.7
25/09/2024	5:46	54.3		57.6	49.7
25/09/2024	5:51	53.0		55.7	49.8
25/09/2024	5:56	51.0		52.8	49.0
25/09/2024	6:01	51.6		53.1	49.7
25/09/2024	6:06	56.5		56.9	50.0
25/09/2024	6:11	57.3	54.7	59.0	50.9
25/09/2024	6:16	52.9		55.1	49.7
25/09/2024	6:21	53.1		56.0	49.6
25/09/2024	6:26	54.2		56.9	50.0
25/09/2024	6:31	56.2		59.2	50.4
25/09/2024	6:36	58.9		60.4	51.6
25/09/2024	6:41	59.0	56.9	60.0	52.1
25/09/2024	6:46	52.7		54.2	50.1
25/09/2024	6:51	56.5		57.6	51.2
25/09/2024	6:56	54.6		57.4	51.8

25/09/2024	23:01	54.9		55.3	54.2
25/09/2024	23:06	47.0		49.2	42.9
25/09/2024	23:11	45.8		48.9	40.0
25/09/2024	23:16	42.0	48.7	44.3	39.8
25/09/2024	23:21	42.9		44.5	40.9
25/09/2024	23:26	41.7		42.6	39.5
25/09/2024	23:31	39.2		39.8	38.6
25/09/2024	23:36	40.2		41.2	38.7
25/09/2024	23:41	39.4	43.4	40.1	38.7
25/09/2024	23:46	44.2		46.6	38.6
25/09/2024	23:51	46.1		46.6	45.5
25/09/2024	23:56	45.6		45.8	45.3
		Mean	50.3		
		Maximum	56.9		
		Minimum	43.4		

Date	Start Time	Leq (5mins)	Leq (30mins)	L10 (5mins)	L90 (5mins)
26/09/2024	0:01	45.7		45.9	45.5
26/09/2024	0:06	43.2		45.8	38.2
26/09/2024	0:11	39.8	42.0	40.5	38.9
26/09/2024	0:16	39.7		40.3	39.0
26/09/2024	0:21	39.7		40.4	38.9
26/09/2024	0:26	39.4		40.1	38.6
26/09/2024	0:31	39.6		40.3	38.8
26/09/2024	0:36	39.6		40.3	38.8
26/09/2024	0:41	41.8	48.4	42.6	40.0
26/09/2024	0:46	54.8		55.3	53.9
26/09/2024	0:51	48.3		54.9	39.8
26/09/2024	0:56	40.2		41.1	39.3
26/09/2024	1:01	41.0		42.8	39.2
26/09/2024	1:06	40.2		41.4	39.0
26/09/2024	1:11	41.0	45.1	42.4	39.7
26/09/2024	1:16	45.6		47.0	42.2
26/09/2024	1:21	48.9		50.1	47.0
26/09/2024	1:26	46.4		46.7	46.1
26/09/2024	1:31	46.2		46.4	45.9
26/09/2024	1:36	44.1		46.2	40.2
26/09/2024	1:41	42.8	44.5	44.7	40.7
26/09/2024	1:46	45.3		47.3	41.9
26/09/2024	1:51	43.6		46.0	40.6
26/09/2024	1:56	44.1		46.5	41.0
26/09/2024	2:01	45.0		46.9	42.8
26/09/2024	2:06	45.8		47.5	43.3
26/09/2024	2:11	43.6	44.3	45.2	42.1
26/09/2024	2:16	42.7		43.9	41.2
26/09/2024	2:21	44.4		46.6	41.7
26/09/2024	2:26	43.3		44.3	41.7
26/09/2024	2:31	45.3		46.8	41.7
26/09/2024	2:36	44.5		46.0	39.9
26/09/2024	2:41	43.2	49.2	43.5	39.0
26/09/2024	2:46	47.9		53.8	38.7
26/09/2024	2:51	55.1		55.8	54.5
26/09/2024	2:56	45.6		47.3	41.9
26/09/2024	3:01	46.9		47.1	46.3
26/09/2024	3:06	46.6		46.8	46.2
26/09/2024	3:11	46.5	45.7	47.0	46.1
26/09/2024	3:16	46.2		47.4	44.0
26/09/2024	3:21	42.7		44.6	40.7
26/09/2024	3:26	43.9		45.4	42.2
26/09/2024	3:31	44.9		46.3	43.3
26/09/2024	3:36	44.7		46.2	42.8
26/09/2024	3:41	47.4	50.3	48.5	44.6
26/09/2024	3:46	48.2		50.4	45.0
26/09/2024	3:51	46.9		50.1	43.2
26/09/2024	3:56	56.1		57.9	42.8
26/09/2024	4:01	55.7		56.6	54.7
26/09/2024	4:06	47.1		49.1	43.2
26/09/2024	4:11	49.2	51.3	51.3	46.5
26/09/2024	4:16	48.9		51.6	43.5
26/09/2024	4:21	50.0		52.6	47.1
26/09/2024	4:26	51.0		52.8	47.9
26/09/2024	4:31	49.5		51.9	45.9
26/09/2024	4:36	53.4		54.5	45.1
26/09/2024	4:41	51.9	53.7	53.5	45.3
26/09/2024	4:46	56.3		59.9	44.3
26/09/2024	4:51	51.7		53.4	46.0
26/09/2024	4:56	55.6		59.1	46.1
26/09/2024	5:01	58.6		62.6	45.9
26/09/2024	5:06	55.0		57.0	44.5
26/09/2024	5:11	52.9	53.8	56.0	43.7
26/09/2024	5:16	49.3		52.2	45.0
26/09/2024	5:21	48.0		50.6	44.1
26/09/2024	5:26	47.7		50.6	44.2
26/09/2024	5:31	49.1		51.7	45.5
26/09/2024	5:36	50.1		52.2	46.2
26/09/2024	5:41	59.6	57.7	61.2	54.2
26/09/2024	5:46	54.1		56.8	47.4
26/09/2024	5:51	59.2		63.9	48.0
26/09/2024	5:56	61.3		65.6	48.9
26/09/2024	6:01	54.2		55.9	50.4
26/09/2024	6:06	53.9		55.7	51.7
26/09/2024	6:11	55.1	56.6	57.1	51.5
26/09/2024	6:16	59.9		60.3	57.8
26/09/2024	6:21	56.8		59.1	54.3
26/09/2024	6:26	56.6		57.9	54.3
26/09/2024	6:31	64.1		68.3	56.4
26/09/2024	6:36	65.2		70.1	59.3
26/09/2024	6:41	64.0	62.3	69.0	57.2
26/09/2024	6:46	58.1		59.4	56.4
26/09/2024	6:51	57.6		59.0	55.9
26/09/2024	6:56	58.2		59.7	56.2

26/09/2024	23:01	40.3		41.7	38.6
26/09/2024	23:06	40.3		41.7	38.9
26/09/2024	23:11	40.7		41.8	39.3
26/09/2024	23:16	40.4	40.7	41.8	38.9
26/09/2024	23:21	41.1		42.6	39.5
26/09/2024	23:26	41.5		42.6	39.9
26/09/2024	23:31	41.6		43.2	39.4
26/09/2024	23:36	41.1		42.4	39.5
26/09/2024	23:41	40.3	40.7	41.7	38.7
26/09/2024	23:46	40.2		41.8	38.4
26/09/2024	23:51	40.4		41.7	38.9
26/09/2024	23:56	40.5		41.6	38.9
		Mean	49.1		
		Maximum	62.3		
		Minimum	40.7		

Date	Start Time	Leq (5mins)	Leq (30mins)	L10 (5mins)	L90 (5mins)
27/09/2024	0:01	40.7		42.1	39.3
27/09/2024	0:06	40.5		41.6	39.1
27/09/2024	0:11	41.0	40.7	42.2	39.6
27/09/2024	0:16	40.7		42.0	39.0
27/09/2024	0:21	40.5		41.9	39.2
27/09/2024	0:26	40.8		42.0	39.2
27/09/2024	0:31	40.9		42.0	39.5
27/09/2024	0:36	40.6		42.2	38.8
27/09/2024	0:41	40.4	40.8	41.7	38.9
27/09/2024	0:46	40.4		41.9	39.0
27/09/2024	0:51	41.0		42.3	39.4
27/09/2024	0:56	41.2		42.5	39.4
27/09/2024	1:01	40.2		41.5	38.8
27/09/2024	1:06	40.2		41.8	38.4
27/09/2024	1:11	40.2	40.3	41.6	38.5
27/09/2024	1:16	40.3		41.7	38.7
27/09/2024	1:21	40.1		41.3	38.5
27/09/2024	1:26	40.5		41.8	38.9
27/09/2024	1:31	40.3		41.7	38.6
27/09/2024	1:36	41.0		42.4	39.3
27/09/2024	1:41	40.6	41.1	42.0	38.9
27/09/2024	1:46	41.4		42.8	39.7
27/09/2024	1:51	42.0		43.3	40.3
27/09/2024	1:56	41.3		42.5	39.7
27/09/2024	2:01	41.4		42.7	39.8
27/09/2024	2:06	40.7		42.0	39.2
27/09/2024	2:11	40.9	41.0	42.2	39.3
27/09/2024	2:16	41.1		42.5	39.4
27/09/2024	2:21	41.1		42.4	39.6
27/09/2024	2:26	40.9		42.2	39.4
27/09/2024	2:31	40.8		42.1	39.2
27/09/2024	2:36	41.0		42.5	39.5
27/09/2024	2:41	40.1	40.3	41.7	38.4
27/09/2024	2:46	40.4		42.0	38.7
27/09/2024	2:51	39.5		41.0	38.1
27/09/2024	2:56	40.1		41.7	38.5
27/09/2024	3:01	39.6		41.1	37.7
27/09/2024	3:06	40.0		41.5	38.0
27/09/2024	3:11	40.2	44.9	41.5	38.7
27/09/2024	3:16	40.8		42.0	39.2
27/09/2024	3:21	43.4		45.1	40.9
27/09/2024	3:26	50.9		53.1	44.9
27/09/2024	3:31	49.1		50.9	45.8
27/09/2024	3:36	46.8		48.6	44.3
27/09/2024	3:41	46.2	46.5	48.5	42.7
27/09/2024	3:46	45.9		48.5	42.1
27/09/2024	3:51	45.8		49.1	42.2
27/09/2024	3:56	43.4		45.3	40.9
27/09/2024	4:01	44.9		46.8	41.1
27/09/2024	4:06	47.6		48.5	40.6
27/09/2024	4:11	46.0	46.4	48.8	42.6
27/09/2024	4:16	45.0		47.1	42.4
27/09/2024	4:21	48.4		51.6	44.1
27/09/2024	4:26	44.9		46.7	42.4
27/09/2024	4:31	45.0		47.1	42.2
27/09/2024	4:36	45.2		46.8	42.9
27/09/2024	4:41	44.9	48.7	47.2	41.9
27/09/2024	4:46	50.0		51.7	43.6
27/09/2024	4:51	51.6		53.5	44.7
27/09/2024	4:56	50.1		51.4	43.9
27/09/2024	5:01	59.6		63.9	43.4
27/09/2024	5:06	47.5		49.8	44.5
27/09/2024	5:11	46.9	53.5	48.9	44.7
27/09/2024	5:16	50.9		51.0	45.3
27/09/2024	5:21	51.5		54.6	44.3
27/09/2024	5:26	48.6		50.2	44.4
27/09/2024	5:31	53.2		55.3	47.2
27/09/2024	5:36	50.0		52.7	45.9
27/09/2024	5:41	49.4	51.7	51.6	46.8
27/09/2024	5:46	50.4		52.3	48.1
27/09/2024	5:51	52.6		55.6	47.6
27/09/2024	5:56	52.9		56.2	49.4
27/09/2024	6:01	51.7		53.1	49.8
27/09/2024	6:06	53.1		55.3	50.8
27/09/2024	6:11	55.5	55.2	57.2	53.1
27/09/2024	6:16	57.3		59.8	53.1
27/09/2024	6:21	54.9		56.3	53.0
27/09/2024	6:26	56.4		58.2	54.3
27/09/2024	6:31	56.8		58.7	54.1
27/09/2024	6:36	58.4		60.0	56.4
27/09/2024	6:41	58.7	57.4	60.1	56.4
27/09/2024	6:46	57.9		59.5	55.0
27/09/2024	6:51	56.1		57.4	54.1
27/09/2024	6:56	56.0		57.5	54.0
		Mean	46.3		
		Maximum	57.4		
		Minimum	40.3		

Summary of Noise Monitoring Results during 23:00 - 07:00 on the next day at CM15a	
	Leq (30mins)
Mean	52.4
Maximum	66.0
Minimum	40.3

Appendix 3-2-12 Baseline Noise Monitoring Data at CM16

Station: CM16

Date	Start Time	Leq (5mins)	Leq (30mins)	L10 (5mins)	L90 (5mins)
13/09/2024	13:35	73.7		76.5	70.8
13/09/2024	13:40	74.3		76.3	70.9
13/09/2024	13:45	74.4	73.6	76.4	70.5
13/09/2024	13:50	71.9		73.1	68.9
13/09/2024	13:55	72.6		75.4	69.0
13/09/2024	14:00	74.1		76.1	68.8
13/09/2024	14:05	76.0		79.3	71.5
13/09/2024	14:10	72.5		75.3	67.1
13/09/2024	14:15	72.7	73.0	74.4	67.6
13/09/2024	14:20	72.9		73.9	65.9
13/09/2024	14:25	69.1		71.9	65.7
13/09/2024	14:30	71.8		73.8	66.7
13/09/2024	14:35	72.2		74.0	67.5
13/09/2024	14:40	70.9		71.7	64.8
13/09/2024	14:45	68.7	70.6	71.0	65.4
13/09/2024	14:50	70.0		73.4	65.8
13/09/2024	14:55	68.9		70.9	65.3
13/09/2024	15:00	71.9		74.1	65.2
13/09/2024	15:05	70.6		74.1	64.7
13/09/2024	15:10	69.9		73.5	63.8
13/09/2024	15:15	70.0	70.6	73.2	63.7
13/09/2024	15:20	69.4		71.4	63.3
13/09/2024	15:25	70.9		73.8	64.5
13/09/2024	15:30	72.0		74.0	63.9
13/09/2024	15:35	69.0		70.8	65.6
13/09/2024	15:40	71.5		74.7	67.0
13/09/2024	15:45	69.8	70.4	72.5	64.3
13/09/2024	15:50	72.0		75.0	65.1
13/09/2024	15:55	69.5		72.3	65.2
13/09/2024	16:00	69.9		72.2	66.1
13/09/2024	16:05	70.5		72.0	66.6
13/09/2024	16:10	71.9		72.9	66.8
13/09/2024	16:15	70.9	70.6	73.2	66.0
13/09/2024	16:20	69.9		71.7	65.8
13/09/2024	16:25	70.0		72.7	65.9
13/09/2024	16:30	69.9		72.9	64.8
13/09/2024	16:35	71.3		74.7	63.8
13/09/2024	16:40	69.0		71.8	63.9
13/09/2024	16:45	69.9	70.7	72.5	64.5
13/09/2024	16:50	69.6		73.0	64.3
13/09/2024	16:55	70.7		73.7	65.7
13/09/2024	17:00	72.5		74.3	62.3
13/09/2024	17:05	67.3		70.0	63.2
13/09/2024	17:10	67.4		70.2	62.6
13/09/2024	17:15	68.3	69.5	71.3	63.0
13/09/2024	17:20	70.5		74.2	62.6
13/09/2024	17:25	69.3		70.8	62.2
13/09/2024	17:30	72.1		73.6	61.4
13/09/2024	17:35	70.0		71.2	63.0
13/09/2024	17:40	68.9		70.6	66.0
13/09/2024	17:45	69.4	69.8	71.3	64.7
13/09/2024	17:50	68.8		72.7	62.8
13/09/2024	17:55	70.2		73.7	64.0
13/09/2024	18:00	71.0		74.6	62.8
13/09/2024	18:05	64.5		66.7	61.7
13/09/2024	18:10	70.8		73.8	62.5
13/09/2024	18:15	65.9	68.1	68.5	61.2
13/09/2024	18:20	68.2		70.0	61.9
13/09/2024	18:25	69.0		71.5	61.4
13/09/2024	18:30	67.7		70.5	62.4
13/09/2024	18:35	71.3		75.9	64.1
13/09/2024	18:40	70.3		72.5	64.9
13/09/2024	18:45	71.4		73.2	65.6
13/09/2024	18:50	69.6		72.0	63.2
13/09/2024	18:55	66.9		69.4	61.6
		Mean	70.7		
		Maximum	73.6		
		Minimum	68.1		

Date	Start Time	Leq (5mins)	Leq (30mins)	L10 (5mins)	L90 (5mins)
14/09/2024	7:00	68.1		71.0	61.5
14/09/2024	7:05	65.7		67.1	64.2
14/09/2024	7:10	69.2	67.5	72.8	64.2
14/09/2024	7:15	67.6		71.0	63.9
14/09/2024	7:20	66.0		68.0	63.6
14/09/2024	7:25	67.4		70.9	63.9
14/09/2024	7:30	69.0		72.0	64.4
14/09/2024	7:35	68.1		68.5	63.5
14/09/2024	7:40	66.5	66.8	70.0	59.3
14/09/2024	7:45	63.7		67.0	58.9
14/09/2024	7:50	65.2		68.3	60.7
14/09/2024	7:55	66.3		68.7	63.2
14/09/2024	8:00	66.5		69.2	61.9
14/09/2024	8:05	66.3		68.9	61.9
14/09/2024	8:10	65.6	67.4	69.8	61.3
14/09/2024	8:15	67.6		69.9	64.4
14/09/2024	8:20	68.2		69.2	64.3
14/09/2024	8:25	69.1		71.3	65.8
14/09/2024	8:30	68.3		69.7	66.3
14/09/2024	8:35	69.2		72.5	62.2
14/09/2024	8:40	66.0	68.1	68.1	62.4
14/09/2024	8:45	69.8		71.5	61.7
14/09/2024	8:50	67.0		69.6	62.8
14/09/2024	8:55	66.7		68.9	61.2
14/09/2024	9:00	64.4		65.7	62.6
14/09/2024	9:05	65.9		67.8	63.5
14/09/2024	9:10	65.0	64.6	66.9	62.7
14/09/2024	9:15	64.6		66.4	62.6
14/09/2024	9:20	63.9		64.9	62.3
14/09/2024	9:25	63.7		64.8	62.3
14/09/2024	9:30	65.9		66.2	62.4
14/09/2024	9:35	65.8		67.6	62.7
14/09/2024	9:40	64.7	65.2	65.5	62.3
14/09/2024	9:45	64.7		65.9	62.7
14/09/2024	9:50	64.3		65.7	62.7
14/09/2024	9:55	65.5		67.4	63.4
14/09/2024	10:00	66.2		68.5	63.4
14/09/2024	10:05	66.0		69.4	62.8
14/09/2024	10:10	64.0	66.5	65.1	62.7
14/09/2024	10:15	66.5		68.8	63.8
14/09/2024	10:20	64.4		65.7	62.9
14/09/2024	10:25	69.5		70.6	64.0
14/09/2024	10:30	67.8		69.4	65.7
14/09/2024	10:35	69.7		70.7	64.7
14/09/2024	10:40	68.4	68.6	70.6	65.4
14/09/2024	10:45	67.4		69.5	64.3
14/09/2024	10:50	70.0		71.3	65.2
14/09/2024	10:55	67.9		70.5	64.7
14/09/2024	11:00	68.7		72.3	63.8
14/09/2024	11:05	65.3		66.9	63.5
14/09/2024	11:10	67.4	67.2	69.0	64.6
14/09/2024	11:15	67.0		68.8	64.5
14/09/2024	11:20	67.1		68.6	65.0
14/09/2024	11:25	67.2		68.7	65.2
14/09/2024	11:30	69.6		72.2	65.5
14/09/2024	11:35	69.1		71.3	66.4
14/09/2024	11:40	69.3	69.3	71.0	65.8
14/09/2024	11:45	67.9		69.3	66.3
14/09/2024	11:50	70.2		72.6	66.2
14/09/2024	11:55	69.6		72.2	66.9
14/09/2024	12:00	68.3		69.4	66.9
14/09/2024	12:05	69.4		71.4	67.4
14/09/2024	12:10	71.1	70.8	73.3	68.0
14/09/2024	12:15	72.3		74.7	68.9
14/09/2024	12:20	72.3		74.7	69.2
14/09/2024	12:25	70.1		71.9	67.9
14/09/2024	12:30	69.7		72.1	67.3
14/09/2024	12:35	70.9		71.4	66.9
14/09/2024	12:40	70.2	70.0	72.7	67.4
14/09/2024	12:45	69.5		71.0	67.5
14/09/2024	12:50	70.9		73.3	68.0
14/09/2024	12:55	68.2		71.9	68.1
14/09/2024	13:00	74.1		76.7	71.2
14/09/2024	13:05	74.7		76.8	71.1
14/09/2024	13:10	74.7	74.0	77.0	70.9
14/09/2024	13:15	72.4		74.0	69.2
14/09/2024	13:20	73.1		76.1	69.3
14/09/2024	13:25	74.7		77.1	69.2
14/09/2024	13:30	76.8		80.3	72.0
14/09/2024	13:35	73.3		77.0	67.9
14/09/2024	13:40	73.5	73.9	76.1	68.4
14/09/2024	13:45	74.8		76.3	66.4
14/09/2024	13:50	69.6		72.3	66.3
14/09/2024	13:55	72.4		74.8	67.2
14/09/2024	14:00	72.7		74.9	68.2
14/09/2024	14:05	72.1		72.9	65.3
14/09/2024	14:10	69.6	71.3	71.5	66.0
14/09/2024	14:15	70.5		73.8	66.1
14/09/2024	14:20	69.3		72.1	65.5
14/09/2024	14:25	72.4		75.1	65.7
14/09/2024	14:30	71.2		74.7	65.2
14/09/2024	14:35	70.5		74.8	64.3
14/09/2024	14:40	70.7	71.2	74.2	64.1
14/09/2024	14:45	70.4		73.3	63.6
14/09/2024	14:50	71.2		74.0	64.7
14/09/2024	14:55	72.8		75.0	64.3
14/09/2024	15:00	69.8		72.0	65.9
14/09/2024	15:05	72.0		75.7	67.3
14/09/2024	15:10	70.4	71.0	73.7	64.6
14/09/2024	15:15	72.5		76.0	65.5
14/09/2024	15:20	70.1		73.1	65.6
14/09/2024	15:25	70.4		72.5	66.3
14/09/2024	15:30	71.1		72.4	67.0
14/09/2024	15:35	72.7		74.1	67.0
14/09/2024	15:40	71.4	71.2	74.1	66.4
14/09/2024	15:45	70.5		72.4	66.2
14/09/2024	15:50	70.5		73.3	66.1
14/09/2024	15:55	70.6		73.5	65.1
14/09/2024	16:00	71.8		75.5	64.2
14/09/2024	16:05	69.6		72.6	64.2
14/09/2024	16:10	70.6	71.3	73.3	65.4
14/09/2024	16:15	70.1		73.7	64.6
14/09/2024	16:20	71.3		75.0	66.4
14/09/2024	16:25	73.4		75.5	62.9
14/09/2024	16:30	67.8		70.8	63.8
14/09/2024	16:35	68.0		70.8	63.3
14/09/2024	16:40	68.9	70.2	72.1	63.5
14/09/2024	16:45	71.1		75.1	63.4
14/09/2024	16:50	70.0		72.1	62.7
14/09/2024	16:55	73.0		74.2	61.8
14/09/2024	17:00	70.9		72.3	63.5
14/09/2024	17:05	69.3		71.2	66.3
14/09/2024	17:10	69.8	70.4	72.0	65.4
14/09/2024	17:15	69.4		73.4	63.3
14/09/2024	17:20	70.8		74.5	64.3
14/09/2024	17:25	71.5		76.0	63.4
14/09/2024	17:30	64.9		66.9	62.0
14/09/2024	17:35	71.2		74.4	62.7
14/09/2024	17:40	66.4	68.7	69.2	61.5
14/09/2024	17:45	69.0		71.5	62.3
14/09/2024	17:50	69.5		72.2	61.7
14/09/2024	17:55	68.2		71.2	63.6
14/09/2024	18:00	71.8		75.9	64.8
14/09/2024	18:05	70.9		73.9	65.2
14/09/2024	18:10	71.9	70.3	73.6	65.7
14/09/2024	18:15	70.3		72.8	63.8
14/09/2024	18:20	67.5		70.7	61.8
14/09/2024	18:25	67.0		69.9	61.9
14/09/2024	18:30	69.6		73.9	61.5
14/09/2024	18:35	67.8		70.8	62.1
14/09/2024	18:40	70.0	68.9	73.1	62.5
14/09/2024	18:45	69.5		72.1	60.2
14/09/2024	18:50	69.7		70.1	61.4
14/09/2024	18:55	65.3		67.2	61.2
		Mean	69.4		
		Maximum	74.0		
		Minimum	64.6		

Station: CM16

Date	Start Time	Leq (5mins)	Leq (30mins)	L10 (5mins)	L90 (5mins)
15/09/2024	7:00	68.6		69.1	64.1
15/09/2024	7:05	67.1		70.4	59.9
15/09/2024	7:10	64.2	66.7	67.7	59.1
15/09/2024	7:15	65.6		68.8	61.2
15/09/2024	7:20	66.7		69.2	63.6
15/09/2024	7:25	66.9		69.6	62.2
15/09/2024	7:30	66.8		69.8	62.4
15/09/2024	7:35	65.9		69.9	61.6
15/09/2024	7:40	68.0	68.1	70.9	64.5
15/09/2024	7:45	68.6		69.8	64.4
15/09/2024	7:50	69.5		71.8	65.9
15/09/2024	7:55	68.7		70.5	66.5
15/09/2024	8:00	69.6		73.1	62.7
15/09/2024	8:05	66.4		68.6	62.7
15/09/2024	8:10	71.4	68.4	72.7	62.3
15/09/2024	8:15	67.5		70.3	63.6
15/09/2024	8:20	67.4		71.0	61.6
15/09/2024	8:25	64.4		65.7	62.6
15/09/2024	8:30	65.9		67.8	63.5
15/09/2024	8:35	65.0		66.9	62.7
15/09/2024	8:40	64.6	64.9	66.4	62.6
15/09/2024	8:45	63.9		64.9	62.3
15/09/2024	8:50	63.7		64.8	62.3
15/09/2024	8:55	65.7		66.3	62.4
15/09/2024	9:00	65.8		67.6	62.7
15/09/2024	9:05	64.7		65.5	62.3
15/09/2024	9:10	64.7	65.3	65.9	62.7
15/09/2024	9:15	64.3		65.7	62.7
15/09/2024	9:20	65.5		67.4	63.4
15/09/2024	9:25	66.2		68.5	63.4
15/09/2024	9:30	66.0		69.4	62.8
15/09/2024	9:35	64.0		65.1	62.7
15/09/2024	9:40	66.5	66.8	68.8	63.8
15/09/2024	9:45	64.4		65.7	62.9
15/09/2024	9:50	69.5		70.6	64.0
15/09/2024	9:55	67.8		69.4	65.7
15/09/2024	10:00	69.7		70.7	64.7
15/09/2024	10:05	68.4		70.6	65.4
15/09/2024	10:10	67.4	68.8	69.5	64.3
15/09/2024	10:15	70.0		71.3	65.2
15/09/2024	10:20	67.9		70.5	64.7
15/09/2024	10:25	68.7		72.3	63.8
15/09/2024	10:30	65.3		66.9	63.5
15/09/2024	10:35	67.4		69.0	64.6
15/09/2024	10:40	67.0	67.5	68.8	64.5
15/09/2024	10:45	67.1		68.6	65.0
15/09/2024	10:50	67.2		68.7	65.2
15/09/2024	10:55	69.6		72.2	65.5
15/09/2024	11:00	69.1		71.3	66.4
15/09/2024	11:05	69.3		71.0	65.8
15/09/2024	11:10	67.9	69.1	69.3	66.3
15/09/2024	11:15	70.2		72.6	66.2
15/09/2024	11:20	69.6		72.2	66.9
15/09/2024	11:25	68.3		69.4	66.9
15/09/2024	11:30	69.4		71.4	67.4
15/09/2024	11:35	71.1		73.3	68.0
15/09/2024	11:40	72.3	71.0	74.7	68.9
15/09/2024	11:45	72.3		74.7	69.2
15/09/2024	11:50	70.1		71.9	67.9
15/09/2024	11:55	69.7		72.1	67.3
15/09/2024	12:00	70.9		71.4	66.9
15/09/2024	12:05	70.2		72.7	67.4
15/09/2024	12:10	69.5	73.4	71.0	67.5
15/09/2024	12:15	70.9		73.3	68.0
15/09/2024	12:20	68.2		71.9	67.8
15/09/2024	12:25	79.0		82.8	75.4
15/09/2024	12:30	77.9		79.7	75.7
15/09/2024	12:35	80.6		84.3	74.6
15/09/2024	12:40	77.4	79.2	80.3	73.4
15/09/2024	12:45	76.4		79.1	73.6
15/09/2024	12:50	80.9		84.4	73.7
15/09/2024	12:55	80.0		84.2	74.1
15/09/2024	13:00	76.9		79.7	72.5
15/09/2024	13:05	76.0		79.3	72.4
15/09/2024	13:10	75.0	76.7	76.7	71.2
15/09/2024	13:15	74.0		76.5	70.8
15/09/2024	13:20	78.0		80.9	73.8
15/09/2024	13:25	78.4		80.9	74.5
15/09/2024	13:30	74.8		77.0	71.4
15/09/2024	13:35	78.7		83.2	72.7
15/09/2024	13:40	78.1	77.7	80.3	74.4
15/09/2024	13:45	76.2		78.8	73.1
15/09/2024	13:50	79.4		83.0	72.5
15/09/2024	13:55	77.4		80.6	72.8
15/09/2024	14:00	75.5		79.0	71.2
15/09/2024	14:05	75.2		77.4	70.9
15/09/2024	14:10	74.3	76.3	76.5	70.7
15/09/2024	14:15	77.1		79.1	72.2
15/09/2024	14:20	78.9		81.4	71.1
15/09/2024	14:25	74.8		77.0	72.2
15/09/2024	14:30	79.6		83.5	73.7
15/09/2024	14:35	76.0		80.2	71.0
15/09/2024	14:40	78.1	78.3	81.3	72.4
15/09/2024	14:45	78.1		79.9	73.1
15/09/2024	14:50	78.0		79.4	76.1
15/09/2024	14:55	79.0		80.2	76.4
15/09/2024	15:00	78.3		78.9	75.5
15/09/2024	15:05	79.0		80.8	75.9
15/09/2024	15:10	77.4	77.7	78.9	75.6
15/09/2024	15:15	77.7		80.9	73.5
15/09/2024	15:20	75.9		78.7	71.0
15/09/2024	15:25	77.1		80.9	71.0
15/09/2024	15:30	75.2		77.9	71.7
15/09/2024	15:35	76.8		79.4	72.1
15/09/2024	15:40	76.0	76.5	78.9	72.4
15/09/2024	15:45	77.1		79.8	72.8
15/09/2024	15:50	78.4		83.7	69.4
15/09/2024	15:55	73.9		76.6	70.0
15/09/2024	16:00	74.1		76.8	69.7
15/09/2024	16:05	76.0		79.0	71.7
15/09/2024	16:10	78.7	76.6	81.7	71.7
15/09/2024	16:15	76.3		79.4	71.7
15/09/2024	16:20	76.9		80.5	70.2
15/09/2024	16:25	76.5		77.9	70.6
15/09/2024	16:30	74.1		76.3	71.5
15/09/2024	16:35	78.0		80.1	71.8
15/09/2024	16:40	75.4	76.0	77.4	69.5
15/09/2024	16:45	76.2		79.4	70.1
15/09/2024	16:50	77.3		81.1	69.6
15/09/2024	16:55	72.4		74.5	69.7
15/09/2024	17:00	78.4		80.0	70.9
15/09/2024	17:05	74.1		76.5	69.6
15/09/2024	17:10	75.0	76.4	76.9	70.3
15/09/2024	17:15	76.7		79.0	69.8
15/09/2024	17:20	73.7		76.2	69.7
15/09/2024	17:25	78.3		83.4	71.9
15/09/2024	17:30	77.8		79.5	72.9
15/09/2024	17:35	77.6		82.0	73.0
15/09/2024	17:40	77.2	75.9	80.4	70.2
15/09/2024	17:45	72.8		75.4	69.1
15/09/2024	17:50	71.9		74.1	69.0
15/09/2024	17:55	74.8		77.8	68.4
15/09/2024	18:00	73.2		75.3	68.6
15/09/2024	18:05	75.3		78.8	69.1
15/09/2024	18:10	73.8	73.2	76.8	67.8
15/09/2024	18:15	72.7		74.7	69.2
15/09/2024	18:20	71.8		73.0	68.5
15/09/2024	18:25	71.2		72.7	68.2
15/09/2024	18:30	73.6		77.0	68.8
15/09/2024	18:35	74.1		77.2	69.5
15/09/2024	18:40	73.9	75.0	76.6	70.2
15/09/2024	18:45	72.6		75.1	69.1
15/09/2024	18:50	76.9		79.9	71.1
15/09/2024	18:55	76.9		78.2	72.3
		Mean	72.7		
		Maximum	79.2		
		Minimum	64.9		

Date	Start Time	Leq (5mins)	Leq (30mins)	L10 (5mins)	L90 (5mins)
16/09/2024	7:00	72.8		75.4	70.2
16/09/2024	7:05	75.5		79.1	71.3
16/09/2024	7:10	74.0	74.5	75.2	71.6
16/09/2024	7:15	74.6		76.4	72.2
16/09/2024	7:20	74.9		77.0	72.7
16/09/2024	7:25	74.7		77.3	69.9
16/09/2024	7:30	73.1		75.6	69.7
16/09/2024	7:35	74.1		76.8	69.9
16/09/2024	7:40	73.4	72.8	75.5	70.1
16/09/2024	7:45	74.0		76.5	68.4
16/09/2024	7:50	69.4		70.7	67.6
16/09/2024	7:55	70.9		72.8	68.5
16/09/2024	8:00	70.0		71.9	67.7
16/09/2024	8:05	69.6		71.4	67.6
16/09/2024	8:10	68.9	69.9	69.9	67.3
16/09/2024	8:15	68.7		69.8	67.3
16/09/2024	8:20	70.7		71.3	67.4
16/09/2024	8:25	70.8		72.6	67.7
16/09/2024	8:30	69.7		70.5	67.3
16/09/2024	8:35	69.7		70.9	67.7
16/09/2024	8:40	69.3	70.3	70.7	67.7
16/09/2024	8:45	70.5		72.4	68.4
16/09/2024	8:50	71.2		73.5	68.4
16/09/2024	8:55	71.0		74.4	67.8
16/09/2024	9:00	69.0		70.1	67.7
16/09/2024	9:05	71.5		73.8	68.8
16/09/2024	9:10	69.4	72.5	70.7	67.9
16/09/2024	9:15	74.5		75.6	69.0
16/09/2024	9:20	72.8		74.4	70.7
16/09/2024	9:25	74.7		75.7	69.7
16/09/2024	9:30	73.4		75.6	70.4
16/09/2024	9:35	72.4		74.5	69.3
16/09/2024	9:40	75.0	73.2	76.3	70.2
16/09/2024	9:45	72.9		75.5	69.7
16/09/2024	9:50	73.7		77.3	68.8
16/09/2024	9:55	70.3		71.9	68.5
16/09/2024	10:00	72.4		74.0	69.6
16/09/2024	10:05	72.0		73.8	69.5
16/09/2024	10:10	72.1	73.0	73.6	70.0
16/09/2024	10:15	72.2		73.7	70.2
16/09/2024	10:20	74.6		77.2	70.5
16/09/2024	10:25	74.1		76.3	71.4
16/09/2024	10:30	74.3		76.0	70.8
16/09/2024	10:35	72.9		74.3	71.3
16/09/2024	10:40	75.2	74.2	77.6	71.2
16/09/2024	10:45	74.6		77.2	71.9
16/09/2024	10:50	73.3		74.4	71.9
16/09/2024	10:55	74.4		76.4	72.4
16/09/2024	11:00	76.1		78.3	73.0
16/09/2024	11:05	77.3		79.7	73.9
16/09/2024	11:10	77.3	76.2	79.7	74.2
16/09/2024	11:15	75.1		76.9	72.9
16/09/2024	11:20	74.7		77.1	72.3
16/09/2024	11:25	75.9		76.4	71.9
16/09/2024	11:30	75.2		77.7	72.4
16/09/2024	11:35	74.5		76.0	72.5
16/09/2024	11:40	75.9	74.3	78.3	73.0
16/09/2024	11:45	73.2		76.9	72.8
16/09/2024	11:50	70.4		73.4	64.9
16/09/2024	11:55	74.6		79.0	68.3
16/09/2024	12:00	74.2		76.4	68.4
16/09/2024	12:05	77.2		77.4	74.4
16/09/2024	12:10	76.3	74.5	78.1	72.5
16/09/2024	12:15	72.7		73.1	69.0
16/09/2024	12:20	72.4		75.2	66.6
16/09/2024	12:25	70.8		73.0	67.0
16/09/2024	12:30	72.6		76.0	68.6
16/09/2024	12:35	71.1		74.0	65.0
16/09/2024	12:40	69.0	70.6	71.5	65.9
16/09/2024	12:45	69.7		72.4	65.3
16/09/2024	12:50	70.7		73.7	65.5
16/09/2024	12:55	69.8		72.0	65.0
16/09/2024	13:00	69.6		72.3	66.3
16/09/2024	13:05	69.4		71.5	65.5
16/09/2024	13:10	72.8	70.3	73.8	65.2
16/09/2024	13:15	71.7		73.6	64.3
16/09/2024	13:20	67.6		69.4	65.0
16/09/2024	13:25	68.6		71.3	65.4
16/09/2024	13:30	71.2		73.8	65.6
16/09/2024	13:35	69.8		72.1	65.5
16/09/2024	13:40	69.5	70.5	72.2	64.5
16/09/2024	13:45	67.8		70.1	63.6
16/09/2024	13:50	71.2		74.6	64.4
16/09/2024	13:55	72.1		72.4	64.8
16/09/2024	14:00	73.2		75.3	64.1
16/09/2024	14:05	69.5		72.1	63.5
16/09/2024	14:10	71.6	71.8	75.0	64.0
16/09/2024	14:15	73.4		75.4	64.0
16/09/2024	14:20	71.9		74.9	65.0
16/09/2024	14:25	69.9		72.8	66.0
16/09/2024	14:30	71.0		72.8	66.6
16/09/2024	14:35	74.1		77.7	67.5
16/09/2024	14:40	72.7	72.4	74.6	67.7
16/09/2024	14:45	70.6		72.7	67.7
16/09/2024	14:50	72.6		76.0	68.0
16/09/2024	14:55	72.7		77.0	65.5
16/09/2024	15:00	69.6		72.6	63.9
16/09/2024	15:05	70.0		73.8	64.3
16/09/2024	15:10	68.5	70.6	71.1	63.8
16/09/2024	15:15	71.8		74.9	64.5
16/09/2024	15:20	71.6		74.9	63.4
16/09/2024	15:25	71.1		74.1	63.3
16/09/2024	15:30	71.7		75.0	63.3
16/09/2024	15:35	71.5		74.6	63.0
16/09/2024	15:40	70.9	71.3	72.8	62.9
16/09/2024	15:45	70.1		74.2	62.9
16/09/2024	15:50	68.2		71.7	62.5
16/09/2024	15:55	73.7		74.3	63.3
16/09/2024	16:00	73.0		76.3	64.5
16/09/2024	16:05	68.1		70.6	64.0
16/09/2024	16:10	71.0	70.5	73.5	64.4
16/09/2024	16:15	68.2		70.7	64.8
16/09/2024	16:20	70.4		72.5	64.3
16/09/2024	16:25	70.6		74.1	63.4
16/09/2024	16:30	69.5		72.3	65.2
16/09/2024	16:35	69.8		72.2	64.6
16/09/2024	16:40	75.0	72.4	79.2	66.4
16/09/2024	16:45	71.0		73.3	64.3
16/09/2024	16:50	72.6		76.6	64.6
16/09/2024	16:55	73.7		77.3	65.1
16/09/2024	17:00	67.9		70.4	64.1
16/09/2024	17:05	70.3		73.1	65.5
16/09/2024	17:10	69.4	70.5	71.4	65.9
16/09/2024	17:15	70.2		72.7	67.3
16/09/2024	17:20	71.2		74.1	65.8
16/09/2024	17:25	72.4		75.4	66.4
16/09/2024	17:30	71.0		74.1	65.1
16/09/2024	17:35	71.3		72.7	66.5
16/09/2024	17:40	74.5	72.1	76.9	65.8
16/09/2024	17:45	68.9		71.1	63.9
16/09/2024	17:50	72.1		74.5	66.7
16/09/2024	17:55	72.9		76.1	66.8
16/09/2024	18:00	70.8		73.8	66.8
16/09/2024	18:05	70.3		73.1	66.4
16/09/2024	18:10	69.8	70.2	72.5	65.9
16/09/2024	18:15	70.3		73.2	65.9
16/09/2024	18:20	70.2		72.8	65.3
16/09/2024	18:25	69.6		72.6	64.8
16/09/2024	18:30	69.1		71.4	64.5
16/09/2024	18:35	75.7		79.9	67.3
16/09/2024	18:40	69.7	71.8	72.8	65.4
16/09/2024	18:45	69.8		73.0	64.5
16/09/2024	18:50	71.0		73.4	65.9
16/09/2024	18:55	71.6		75.2	66.1
		Mean	72.1		
		Maximum	76.2		
		Minimum	69.9		

Station: CM16

Date	Start Time	Leq (5mins)	Leq (30mins)	L10 (5mins)	L90 (5mins)
17/09/2024	7:00	63.6		64.7	61.9
17/09/2024	7:05	63.1		63.9	61.9
17/09/2024	7:10	67.5	64.8	69.8	61.9
17/09/2024	7:15	64.8		66.5	62.4
17/09/2024	7:20	64.1		65.8	61.9
17/09/2024	7:25	64.0		65.8	61.1
17/09/2024	7:30	64.3		64.9	61.4
17/09/2024	7:35	65.6		66.2	60.8
17/09/2024	7:40	62.7	65.5	63.6	60.6
17/09/2024	7:45	67.8		69.3	61.9
17/09/2024	7:50	64.3		65.3	62.1
17/09/2024	7:55	66.6		68.7	60.7
17/09/2024	8:00	66.5		67.5	60.8
17/09/2024	8:05	64.2		65.5	61.5
17/09/2024	8:10	63.6	66.4	66.0	61.2
17/09/2024	8:15	65.6		66.5	62.5
17/09/2024	8:20	67.7		70.5	62.7
17/09/2024	8:25	68.8		71.4	63.7
17/09/2024	8:30	67.6		69.0	64.1
17/09/2024	8:35	67.6		70.4	63.2
17/09/2024	8:40	66.4	69.2	68.3	64.0
17/09/2024	8:45	67.7		69.9	62.7
17/09/2024	8:50	73.2		76.6	64.1
17/09/2024	8:55	68.5		71.4	64.3
17/09/2024	9:00	67.9		70.0	63.8
17/09/2024	9:05	70.2		72.5	65.8
17/09/2024	9:10	68.9	72.5	71.1	66.1
17/09/2024	9:15	70.3		72.9	65.5
17/09/2024	9:20	73.4		75.1	67.3
17/09/2024	9:25	77.0		80.3	70.2
17/09/2024	9:30	71.1		72.5	63.7
17/09/2024	9:35	72.6		75.9	63.8
17/09/2024	9:40	71.0	72.6	73.9	63.4
17/09/2024	9:45	72.7		75.5	65.3
17/09/2024	9:50	74.2		77.7	64.9
17/09/2024	9:55	73.2		76.1	66.0
17/09/2024	10:00	72.4		75.9	65.0
17/09/2024	10:05	73.2		76.6	65.6
17/09/2024	10:10	74.9	73.5	78.3	65.2
17/09/2024	10:15	73.6		76.8	66.2
17/09/2024	10:20	73.9		77.0	66.2
17/09/2024	10:25	72.2		74.3	64.6
17/09/2024	10:30	75.5		77.9	66.7
17/09/2024	10:35	71.8		74.5	65.7
17/09/2024	10:40	73.5	73.2	75.4	64.8
17/09/2024	10:45	72.9		75.4	64.6
17/09/2024	10:50	72.5		74.6	67.8
17/09/2024	10:55	72.1		76.0	65.3
17/09/2024	11:00	71.0		74.0	66.7
17/09/2024	11:05	70.7		72.1	66.2
17/09/2024	11:10	73.0	74.2	75.5	67.8
17/09/2024	11:15	74.9		75.8	68.3
17/09/2024	11:20	77.5		78.5	70.5
17/09/2024	11:25	74.5		78.1	66.7
17/09/2024	11:30	76.1		79.5	67.3
17/09/2024	11:35	73.5		77.1	66.2
17/09/2024	11:40	72.2	74.3	74.4	67.8
17/09/2024	11:45	74.1		77.0	69.3
17/09/2024	11:50	71.9		75.6	66.3
17/09/2024	11:55	75.9		80.1	69.7
17/09/2024	12:00	76.1		77.9	69.6
17/09/2024	12:05	78.3		79.2	75.5
17/09/2024	12:10	77.8	76.0	80.3	73.8
17/09/2024	12:15	74.4		74.8	70.3
17/09/2024	12:20	74.0		76.8	67.9
17/09/2024	12:25	72.3		74.8	68.3
17/09/2024	12:30	74.0		77.3	69.8
17/09/2024	12:35	72.5		75.7	66.1
17/09/2024	12:40	70.4	72.1	73.0	67.1
17/09/2024	12:45	71.2		74.2	66.7
17/09/2024	12:50	72.2		75.8	67.0
17/09/2024	12:55	71.3		73.6	66.4
17/09/2024	13:00	71.0		74.2	67.5
17/09/2024	13:05	70.9		72.7	66.9
17/09/2024	13:10	74.3	72.0	76.6	66.4
17/09/2024	13:15	74.0		75.1	65.5
17/09/2024	13:20	69.0		70.6	66.1
17/09/2024	13:25	70.0		72.6	66.5
17/09/2024	13:30	72.6		75.7	67.0
17/09/2024	13:35	71.5		74.1	66.7
17/09/2024	13:40	71.1	72.1	75.0	66.0
17/09/2024	13:45	69.3		71.3	65.1
17/09/2024	13:50	72.7		76.2	65.9
17/09/2024	13:55	73.9		74.7	66.4
17/09/2024	14:00	72.5		75.6	65.8
17/09/2024	14:05	71.4		73.6	64.8
17/09/2024	14:10	73.0	73.0	76.7	65.5
17/09/2024	14:15	75.1		77.3	65.6
17/09/2024	14:20	73.4		76.5	66.7
17/09/2024	14:25	71.4		74.7	67.2
17/09/2024	14:30	72.6		74.2	67.9
17/09/2024	14:35	75.7		79.9	68.8
17/09/2024	14:40	73.8	73.9	74.6	68.8
17/09/2024	14:45	71.9		74.3	68.8
17/09/2024	14:50	74.0		77.7	69.3
17/09/2024	14:55	74.4		79.5	67.4
17/09/2024	15:00	71.1		74.7	65.2
17/09/2024	15:05	71.5		75.6	65.6
17/09/2024	15:10	69.9	72.1	73.2	65.2
17/09/2024	15:15	73.4		76.7	65.7
17/09/2024	15:20	73.3		76.4	64.5
17/09/2024	15:25	72.6		75.7	64.6
17/09/2024	15:30	73.3		76.7	64.7
17/09/2024	15:35	73.0		76.6	64.3
17/09/2024	15:40	73.0	73.0	74.0	64.3
17/09/2024	15:45	71.6		75.9	64.2
17/09/2024	15:50	69.7		73.5	63.7
17/09/2024	15:55	75.5		77.1	65.1
17/09/2024	16:00	74.6		77.8	65.7
17/09/2024	16:05	69.7		72.5	65.2
17/09/2024	16:10	72.4	72.1	75.6	65.7
17/09/2024	16:15	69.8		72.1	66.0
17/09/2024	16:20	72.0		74.6	65.6
17/09/2024	16:25	72.2		75.9	64.8
17/09/2024	16:30	71.0		74.1	66.5
17/09/2024	16:35	71.3		73.4	65.9
17/09/2024	16:40	76.3	73.9	80.8	68.2
17/09/2024	16:45	72.7		75.5	65.5
17/09/2024	16:50	74.2		78.1	65.9
17/09/2024	16:55	75.3		79.0	66.6
17/09/2024	17:00	69.5		72.0	65.3
17/09/2024	17:05	71.8		75.0	66.7
17/09/2024	17:10	70.9	71.9	73.2	67.3
17/09/2024	17:15	71.6		74.6	68.5
17/09/2024	17:20	72.7		75.9	66.9
17/09/2024	17:25	73.7		76.8	67.7
17/09/2024	17:30	72.5		75.7	66.3
17/09/2024	17:35	73.0		74.0	67.7
17/09/2024	17:40	76.2	73.8	78.9	67.6
17/09/2024	17:45	70.4		73.3	65.2
17/09/2024	17:50	73.9		76.6	68.0
17/09/2024	17:55	74.7		78.3	68.2
17/09/2024	18:00	72.3		75.2	68.2
17/09/2024	18:05	71.6		74.3	67.6
17/09/2024	18:10	71.3	71.7	74.2	67.2
17/09/2024	18:15	71.7		74.5	67.2
17/09/2024	18:20	71.8		73.9	66.6
17/09/2024	18:25	71.1		74.7	66.0
17/09/2024	18:30	70.5		72.6	65.9
17/09/2024	18:35	77.3		81.6	69.2
17/09/2024	18:40	71.3	73.4	74.5	66.8
17/09/2024	18:45	71.4		74.9	65.9
17/09/2024	18:50	72.4		74.8	67.4
17/09/2024	18:55	73.2		77.2	67.4
		Mean	72.0		
		Maximum	76.0		
		Minimum	64.8		

Date	Start Time	Leq (5mins)	Leq (30mins)	L10 (5mins)	L90 (5mins)
18/09/2024	7:00	65.0		65.7	63.1
18/09/2024	7:05	64.4		65.3	63.0
18/09/2024	7:10	69.3	66.3	72.2	63.1
18/09/2024	7:15	66.3		68.2	63.5
18/09/2024	7:20	65.5		67.6	63.0
18/09/2024	7:25	65.5		67.2	62.4
18/09/2024	7:30	66.0		66.8	62.7
18/09/2024	7:35	67.4		67.8	62.0
18/09/2024	7:40	64.1	68.0	65.0	61.7
18/09/2024	7:45	69.4		71.6	63.1
18/09/2024	7:50	65.7		67.1	63.2
18/09/2024	7:55	71.2		71.3	61.7
18/09/2024	8:00	69.1		69.3	61.9
18/09/2024	8:05	65.7		67.0	62.6
18/09/2024	8:10	65.0	68.2	67.7	62.4
18/09/2024	8:15	67.1		68.5	63.6
18/09/2024	8:20	69.3		72.7	64.0
18/09/2024	8:25	70.3		73.1	65.0
18/09/2024	8:30	69.1		70.6	65.2
18/09/2024	8:35	69.1		71.8	64.4
18/09/2024	8:40	67.8	70.8	70.2	65.2
18/09/2024	8:45	69.2		71.6	63.8
18/09/2024	8:50	75.1		79.6	65.5
18/09/2024	8:55	70.0		72.9	65.4
18/09/2024	9:00	69.7		72.6	65.2
18/09/2024	9:05	71.7		74.1	67.0
18/09/2024	9:10	70.3	74.0	72.6	67.4
18/09/2024	9:15	71.9		74.5	66.9
18/09/2024	9:20	74.9		77.3	68.5
18/09/2024	9:25	78.4		81.6	72.0
18/09/2024	9:30	72.9		74.2	65.3
18/09/2024	9:35	74.2		77.5	65.3
18/09/2024	9:40	72.4	74.2	75.3	64.5
18/09/2024	9:45	74.3		76.7	67.2
18/09/2024	9:50	75.7		79.2	66.3
18/09/2024	9:55	74.7		78.0	67.3
18/09/2024	10:00	74.1		77.4	66.6
18/09/2024	10:05	74.8		78.2	66.9
18/09/2024	10:10	76.7	75.1	80.5	66.6
18/09/2024	10:15	75.1		78.4	67.5
18/09/2024	10:20	75.7		78.7	67.7
18/09/2024	10:25	73.7		76.2	66.0
18/09/2024	10:30	77.0		79.6	68.1
18/09/2024	10:35	73.6		76.3	67.3
18/09/2024	10:40	75.2	74.9	77.2	66.3
18/09/2024	10:45	74.3		76.5	66.0
18/09/2024	10:50	74.2		76.5	69.1
18/09/2024	10:55	73.8		77.9	66.8
18/09/2024	11:00	72.5		75.5	68.4
18/09/2024	11:05	72.3		73.5	67.7
18/09/2024	11:10	74.5	76.3	77.1	69.1
18/09/2024	11:15	77.3		79.3	70.1
18/09/2024	11:20	79.8		80.7	73.2
18/09/2024	11:25	76.6		79.8	68.8
18/09/2024	11:30	77.7		81.2	69.1
18/09/2024	11:35	75.6		79.3	69.0
18/09/2024	11:40	74.2	74.9	76.5	69.9
18/09/2024	11:45	76.1		78.7	70.9
18/09/2024	11:50	68.7		72.7	62.6
18/09/2024	11:55	72.5		76.5	66.0
18/09/2024	12:00	74.1		74.5	65.9
18/09/2024	12:05	75.6		77.5	71.8
18/09/2024	12:10	75.1	73.3	77.0	70.2
18/09/2024	12:15	71.1		71.4	66.6
18/09/2024	12:20	71.1		73.8	64.2
18/09/2024	12:25	69.2		71.9	64.6
18/09/2024	12:30	70.6		73.7	66.1
18/09/2024	12:35	69.1		72.0	62.5
18/09/2024	12:40	67.4	68.8	69.9	63.5
18/09/2024	12:45	68.0		71.0	62.9
18/09/2024	12:50	68.9		73.1	63.3
18/09/2024	12:55	68.1		71.0	62.7
18/09/2024	13:00	67.9		71.1	63.7
18/09/2024	13:05	67.6		69.6	63.0
18/09/2024	13:10	71.0	69.2	73.4	62.9
18/09/2024	13:15	72.3		73.3	61.8
18/09/2024	13:20	65.7		67.5	62.4
18/09/2024	13:25	66.6		69.3	62.8
18/09/2024	13:30	69.4		73.0	63.2
18/09/2024	13:35	68.4		70.3	63.0
18/09/2024	13:40	67.8	68.7	71.4	62.1
18/09/2024	13:45	66.2		68.4	61.6
18/09/2024	13:50	69.4		73.2	62.3
18/09/2024	13:55	70.0		72.9	62.5
18/09/2024	14:00	71.7		73.4	62.0
18/09/2024	14:05	69.6		70.5	61.2
18/09/2024	14:10	69.6	70.4	72.9	61.9
18/09/2024	14:15	72.1		74.2	61.8
18/09/2024	14:20	70.1		73.0	62.8
18/09/2024	14:25	68.1		71.3	63.4
18/09/2024	14:30	69.4		70.6	64.1
18/09/2024	14:35	72.5		76.8	65.0
18/09/2024	14:40	70.5	70.8	71.4	65.0
18/09/2024	14:45	68.5		71.1	65.0
18/09/2024	14:50	70.5		74.0	65.7
18/09/2024	14:55	72.0		75.0	63.8
18/09/2024	15:00	68.1		71.5	61.4
18/09/2024	15:05	68.5		72.5	61.9
18/09/2024	15:10	66.6	69.0	69.4	61.4
18/09/2024	15:15	70.1		73.2	62.0
18/09/2024	15:20	70.4		73.1	60.8
18/09/2024	15:25	69.3		72.1	60.9
18/09/2024	15:30	70.1		73.1	61.0
18/09/2024	15:35	69.6		72.8	60.4
18/09/2024	15:40	69.6	69.7	70.5	60.5
18/09/2024	15:45	68.2		72.2	60.4
18/09/2024	15:50	66.4		70.1	60.0
18/09/2024	15:55	72.1		73.2	61.2
18/09/2024	16:00	71.2		74.0	62.1
18/09/2024	16:05	66.7		69.7	61.5
18/09/2024	16:10	69.2	68.8	71.9	62.0
18/09/2024	16:15	66.3		68.7	62.2
18/09/2024	16:20	68.6		71.2	61.9
18/09/2024	16:25	69.2		72.3	61.0
18/09/2024	16:30	67.7		70.5	62.8
18/09/2024	16:35	67.9		69.9	62.0
18/09/2024	16:40	73.2	70.8	77.1	64.3
18/09/2024	16:45	70.0		71.6	61.8
18/09/2024	16:50	70.8		74.4	62.2
18/09/2024	16:55	72.2		75.6	62.7
18/09/2024	17:00	67.3		68.6	61.5
18/09/2024	17:05	68.6		71.4	62.9
18/09/2024	17:10	68.2	68.7	69.6	63.5
18/09/2024	17:15	68.1		71.1	65.0
18/09/2024	17:20	69.1		72.0	63.3
18/09/2024	17:25	70.2		73.3	64.0
18/09/2024	17:30	69.5		72.4	62.6
18/09/2024	17:35	70.6		71.0	64.0
18/09/2024	17:40	73.5	71.1	75.8	63.7
18/09/2024	17:45	67.7		70.5	61.5
18/09/2024	17:50	70.9		73.2	64.1
18/09/2024	17:55	72.2		74.3	64.4
18/09/2024	18:00	68.9		71.8	64.4
18/09/2024	18:05	68.2		71.1	63.9
18/09/2024	18:10	68.2	68.4	71.0	63.5
18/09/2024	18:15	68.2		71.6	63.5
18/09/2024	18:20	68.7		71.6	62.9
18/09/2024	18:25	67.9		71.7	62.3
18/09/2024	18:30	67.3		69.3	62.3
18/09/2024	18:35	74.5		78.3	65.7
18/09/2024	18:40	68.8	70.5	71.9	63.3
18/09/2024	18:45	68.8		71.5	62.0
18/09/2024	18:50	69.0		71.8	63.7
18/09/2024	18:55	70.2		73.6	63.8
		Mean	70.9		
		Maximum	76.3		
		Minimum	66.3		

Station: CM16

Date	Start Time	Leq (5mins)	Leq (30mins)	L10 (5mins)	L90 (5mins)
19/09/2024	7:00	66.8		68.3	64.3
19/09/2024	7:05	66.1		67.9	64.2
19/09/2024	7:10	71.1	68.3	73.3	64.3
19/09/2024	7:15	68.7		69.3	64.7
19/09/2024	7:20	67.3		69.2	64.3
19/09/2024	7:25	67.5		69.2	63.6
19/09/2024	7:30	68.6		69.1	63.9
19/09/2024	7:35	69.1		69.7	63.1
19/09/2024	7:40	66.0	69.6	67.6	63.0
19/09/2024	7:45	71.1		72.5	64.2
19/09/2024	7:50	67.4		70.0	64.4
19/09/2024	7:55	72.4		75.0	63.0
19/09/2024	8:00	69.5		71.2	63.2
19/09/2024	8:05	67.7		68.8	63.8
19/09/2024	8:10	66.7	69.8	69.7	63.6
19/09/2024	8:15	69.0		69.4	64.8
19/09/2024	8:20	71.0		75.2	65.1
19/09/2024	8:25	72.3		75.0	66.3
19/09/2024	8:30	70.6		72.1	66.4
19/09/2024	8:35	70.8		73.5	65.6
19/09/2024	8:40	69.5	72.5	71.3	66.3
19/09/2024	8:45	70.8		72.8	65.0
19/09/2024	8:50	76.9		80.4	66.7
19/09/2024	8:55	71.6		74.5	66.7
19/09/2024	9:00	72.0		74.9	66.3
19/09/2024	9:05	73.3		75.6	68.3
19/09/2024	9:10	72.2	73.2	74.7	68.7
19/09/2024	9:15	74.1		77.5	68.1
19/09/2024	9:20	71.7		73.3	65.2
19/09/2024	9:25	75.1		77.9	68.1
19/09/2024	9:30	70.3		73.1	61.3
19/09/2024	9:35	71.0		74.3	62.1
19/09/2024	9:40	69.3	71.0	72.3	61.1
19/09/2024	9:45	70.9		73.8	63.5
19/09/2024	9:50	72.3		75.8	62.8
19/09/2024	9:55	71.4		74.3	63.7
19/09/2024	10:00	70.9		74.6	63.0
19/09/2024	10:05	71.5		74.2	63.4
19/09/2024	10:10	73.9	72.2	77.1	62.9
19/09/2024	10:15	71.8		75.2	64.4
19/09/2024	10:20	73.6		75.5	63.7
19/09/2024	10:25	70.2		72.8	62.5
19/09/2024	10:30	73.7		76.3	64.7
19/09/2024	10:35	71.5		75.0	63.8
19/09/2024	10:40	71.8	71.8	73.5	62.8
19/09/2024	10:45	71.1		74.1	62.2
19/09/2024	10:50	70.8		73.8	65.6
19/09/2024	10:55	71.5		74.3	63.2
19/09/2024	11:00	69.5		72.2	64.5
19/09/2024	11:05	69.1		70.7	63.9
19/09/2024	11:10	71.5	74.7	73.9	65.4
19/09/2024	11:15	76.8		77.2	66.1
19/09/2024	11:20	78.0		79.3	69.2
19/09/2024	11:25	75.3		79.3	64.6
19/09/2024	11:30	74.9		78.9	65.4
19/09/2024	11:35	74.2		77.8	64.6
19/09/2024	11:40	73.0	73.8	74.9	66.0
19/09/2024	11:45	74.5		76.5	67.2
19/09/2024	11:50	73.1		75.8	68.8
19/09/2024	11:55	72.6		75.6	67.3
19/09/2024	12:00	76.2		77.6	70.5
19/09/2024	12:05	74.7		75.0	67.2
19/09/2024	12:10	74.4	74.3	75.4	64.8
19/09/2024	12:15	73.8		76.2	68.6
19/09/2024	12:20	73.5		77.3	69.1
19/09/2024	12:25	72.6		74.9	68.5
19/09/2024	12:30	72.9		75.2	67.6
19/09/2024	12:35	71.3		72.6	67.6
19/09/2024	12:40	70.8	71.2	72.3	67.5
19/09/2024	12:45	70.4		72.7	67.9
19/09/2024	12:50	70.7		72.6	68.2
19/09/2024	12:55	70.6		72.3	67.7
19/09/2024	13:00	70.5		73.2	67.3
19/09/2024	13:05	71.7		74.1	68.0
19/09/2024	13:10	73.3	72.7	75.4	68.0
19/09/2024	13:15	71.9		72.7	66.1
19/09/2024	13:20	71.5		74.1	66.6
19/09/2024	13:25	75.3		76.6	67.3
19/09/2024	13:36	76.9		81.1	67.2
19/09/2024	13:41	73.3		75.2	67.4
19/09/2024	13:46	73.3	73.3	75.3	65.2
19/09/2024	13:51	72.1		75.7	65.8
19/09/2024	13:56	71.2		73.4	65.7
19/09/2024	14:01	68.2		70.6	64.8
19/09/2024	14:06	72.1		74.9	65.0
19/09/2024	14:11	69.2		71.6	63.4
19/09/2024	14:16	70.9	70.6	74.0	63.3
19/09/2024	14:21	69.9		72.5	62.7
19/09/2024	14:26	70.5		73.7	65.2
19/09/2024	14:31	70.6		74.1	65.1
19/09/2024	14:36	68.9		70.7	62.8
19/09/2024	14:41	69.3		72.5	62.5
19/09/2024	14:46	67.0	69.6	69.3	61.6
19/09/2024	14:51	71.7		74.9	61.8
19/09/2024	14:56	69.7		72.7	64.5
19/09/2024	15:01	69.8		74.0	63.5
19/09/2024	15:06	70.2		72.4	62.7
19/09/2024	15:11	71.1		71.3	63.3
19/09/2024	15:16	71.8	72.0	74.6	68.4
19/09/2024	15:21	68.9		72.0	64.2
19/09/2024	15:26	76.0		78.9	70.5
19/09/2024	15:31	69.3		72.4	62.6
19/09/2024	15:36	65.1		67.2	62.3
19/09/2024	15:41	70.7		75.6	62.3
19/09/2024	15:46	69.3	69.0	72.9	63.2
19/09/2024	15:51	69.7		73.8	63.1
19/09/2024	15:56	69.4		73.0	63.2
19/09/2024	16:01	67.7		70.2	64.2
19/09/2024	16:06	71.9		74.7	66.8
19/09/2024	16:11	73.4		76.2	67.2
19/09/2024	16:16	70.8	72.7	73.0	65.9
19/09/2024	16:21	73.7		76.4	68.7
19/09/2024	16:26	72.5		74.8	67.5
19/09/2024	16:31	73.3		76.6	68.1
19/09/2024	16:36	71.9		74.6	66.7
19/09/2024	16:41	71.0		73.2	66.1
19/09/2024	16:46	74.1	73.2	76.7	68.6
19/09/2024	16:51	74.6		77.8	66.8
19/09/2024	16:56	73.9		76.9	67.3
19/09/2024	17:01	72.4		75.0	67.6
19/09/2024	17:06	75.0		75.5	66.6
19/09/2024	17:11	71.4		73.5	67.3
19/09/2024	17:16	71.2	73.9	72.6	67.8
19/09/2024	17:21	72.4		74.2	67.4
19/09/2024	17:26	73.7		77.2	68.1
19/09/2024	17:31	76.9		77.8	69.7
19/09/2024	17:36	77.3		78.1	69.8
19/09/2024	17:41	74.5		75.6	68.9
19/09/2024	17:46	73.7	74.1	75.0	69.1
19/09/2024	17:51	72.8		75.2	68.2
19/09/2024	17:56	71.5		73.4	67.9
19/09/2024	18:01	71.9		74.4	68.7
19/09/2024	18:06	71.4		74.0	67.7
19/09/2024	18:11	71.7		73.0	67.4
19/09/2024	18:16	70.2	71.9	71.9	66.4
19/09/2024	18:21	72.7		76.4	65.9
19/09/2024	18:26	72.7		75.0	66.0
19/09/2024	18:31	72.1		75.0	67.4
19/09/2024	18:36	71.4		73.1	67.1
19/09/2024	18:41	70.3		72.3	66.8
19/09/2024	18:46	70.2		72.8	66.1
19/09/2024	18:51	72.5		74.0	65.3
19/09/2024	18:56	72.8		75.4	67.9
		Mean	72.0		
		Maximum	74.7		
		Minimum	68.3		

Date	Start Time	Leq (5mins)	Leq (30mins)	L10 (5mins)	L90 (5mins)
20/09/2024	7:01	63.9		65.1	61.5
20/09/2024	7:06	66.3		67.0	61.4
20/09/2024	7:11	63.4	64.7	65.1	60.8
20/09/2024	7:16	64.5		66.5	61.1
20/09/2024	7:21	65.5		66.2	61.5
20/09/2024	7:26	63.5		65.9	61.2
20/09/2024	7:31	67.1		69.3	60.6
20/09/2024	7:36	64.9		67.5	61.5
20/09/2024	7:41	63.4	65.9	65.1	61.6
20/09/2024	7:46	65.6		68.5	62.0
20/09/2024	7:51	65.5		67.7	62.3
20/09/2024	7:56	67.4		69.4	61.5
20/09/2024	8:01	63.2		64.5	61.7
20/09/2024	8:06	68.1		70.7	61.9
20/09/2024	8:11	65.5	66.8	67.3	62.7
20/09/2024	8:16	67.7		69.1	61.7
20/09/2024	8:21	65.3		66.7	62.3
20/09/2024	8:26	68.6		71.3	62.8
20/09/2024	8:31	66.9		68.7	62.7
20/09/2024	8:36	65.7		66.8	63.4
20/09/2024	8:41	69.3	67.5	72.4	63.9
20/09/2024	8:46	66.4		68.5	63.6
20/09/2024	8:51	67.0		68.9	64.0
20/09/2024	8:56	68.7		71.4	63.4
20/09/2024	9:01	70.2		71.1	60.1
20/09/2024	9:06	64.2		65.7	60.2
20/09/2024	9:11	67.9	69.6	70.5	60.5
20/09/2024	9:16	66.7		70.0	60.2
20/09/2024	9:21	67.9		71.0	62.1
20/09/2024	9:26	73.8		77.6	65.4
20/09/2024	9:31	71.7		74.1	64.7
20/09/2024	9:36	70.5		73.4	64.2
20/09/2024	9:41	68.8	69.8	71.2	60.5
20/09/2024	9:46	65.1		66.4	60.8
20/09/2024	9:51	69.7		73.7	61.5
20/09/2024	9:56	70.6		73.2	65.8
20/09/2024	10:01	68.0		70.6	61.5
20/09/2024	10:06	72.5		75.4	63.9
20/09/2024	10:11	70.2	70.0	74.1	64.6
20/09/2024	10:16	70.4		71.9	65.2
20/09/2024	10:21	69.1		73.5	60.1
20/09/2024	10:26	68.3		71.0	62.4
20/09/2024	10:31	72.9		75.1	66.1
20/09/2024	10:36	72.9		75.3	64.1
20/09/2024	10:41	69.9	70.7	72.5	64.7
20/09/2024	10:46	69.1		72.9	62.2
20/09/2024	10:51	67.4		70.2	61.1
20/09/2024	10:56	68.9		72.4	62.3
20/09/2024	11:01	70.8		72.8	62.5
20/09/2024	11:06	72.8		76.0	64.6
20/09/2024	11:11	72.1	71.7	73.5	65.8
20/09/2024	11:16	73.2		74.2	67.4
20/09/2024	11:21	71.4		74.4	67.4
20/09/2024	11:26	68.9		71.3	65.7
20/09/2024	11:31	71.0		74.2	64.6
20/09/2024	11:36	72.5		74.9	65.7
20/09/2024	11:41	74.2	73.3	75.7	65.7
20/09/2024	11:46	70.5		73.3	64.8
20/09/2024	11:51	73.3		75.5	65.4
20/09/2024	11:56	75.8		77.5	69.9
20/09/2024	12:01	75.0		77.9	68.7
20/09/2024	12:06	79.7		80.1	71.5
20/09/2024	12:11	77.6	77.0	78.0	68.5
20/09/2024	12:16	76.4		79.1	66.0
20/09/2024	12:21	75.3		78.6	69.3
20/09/2024	12:26	75.9		78.8	69.7
20/09/2024	12:31	74.3		76.8	69.0
20/09/2024	12:36	74.5		77.5	68.3
20/09/2024	12:41	74.6	73.5	75.1	68.1
20/09/2024	12:46	72.5		74.2	68.2
20/09/2024	12:51	72.0		74.7	68.4
20/09/2024	12:56	71.9		74.4	68.8
20/09/2024	13:01	72.3		74.0	68.4
20/09/2024	13:06	73.3		76.3	68.0
20/09/2024	13:11	74.7	74.2	77.0	68.7
20/09/2024	13:16	75.0		77.7	69.1
20/09/2024	13:21	75.1		75.6	66.8
20/09/2024	13:26	74.2		77.2	67.7
20/09/2024	13:31	80.1		81.1	68.1
20/09/2024	13:36	82.1		85.4	68.3
20/09/2024	13:41	77.2	78.7	77.3	68.3
20/09/2024	13:46	77.6		79.2	66.3
20/09/2024	13:51	76.0		78.1	66.5
20/09/2024	13:56	74.5		75.1	66.8
20/09/2024	14:01	70.3		73.0	65.4
20/09/2024	14:06	75.5		77.5	66.3
20/09/2024	14:11	72.2	72.9	74.7	64.4
20/09/2024	14:16	73.7		75.6	64.6
20/09/2024	14:21	72.2		74.9	63.8
20/09/2024	14:26	71.5		74.6	66.5
20/09/2024	14:31	72.1		75.5	66.0
20/09/2024	14:36	70.9		72.1	63.4
20/09/2024	14:41	70.4	71.6	74.0	62.9
20/09/2024	14:46	68.8		71.2	62.2
20/09/2024	14:51	73.4		76.6	63.0
20/09/2024	14:56	72.3		74.2	65.1
20/09/2024	15:01	71.5		75.9	64.3
20/09/2024	15:06	72.2		74.9	63.4
20/09/2024	15:11	72.3	73.6	74.0	63.9
20/09/2024	15:16	72.6		75.4	68.9
20/09/2024	15:21	70.0		73.1	64.7
20/09/2024	15:26	77.9		80.2	71.3
20/09/2024	15:31	70.6		74.6	63.2
20/09/2024	15:36	66.1		68.5	62.8
20/09/2024	15:41	72.0	70.4	76.2	63.1
20/09/2024	15:46	70.6		74.3	64.0
20/09/2024	15:51	70.7		74.9	63.6
20/09/2024	15:56	70.5		73.7	63.7
20/09/2024	16:01	70.0		72.3	64.9
20/09/2024	16:06	73.4		76.2	67.6
20/09/2024	16:11	75.4	74.4	78.3	68.4
20/09/2024	16:16	74.0		75.7	67.1
20/09/2024	16:21	76.1		79.7	70.1
20/09/2024	16:26	75.1		77.2	68.4
20/09/2024	16:31	75.9		79.7	69.1
20/09/2024	16:36	74.2		76.7	67.5
20/09/2024	16:41	74.5	76.9	75.8	66.9
20/09/2024	16:46	78.3		81.3	70.5
20/09/2024	16:51	78.9		83.0	68.4
20/09/2024	16:56	77.4		80.2	68.4
20/09/2024	17:01	75.4		77.5	68.7
20/09/2024	17:06	78.6		79.9	67.7
20/09/2024	17:11	73.4	76.0	75.9	68.2
20/09/2024	17:16	74.2		74.5	68.6
20/09/2024	17:21	76.2		78.6	68.2
20/09/2024	17:26	76.2		79.3	68.8
20/09/2024	17:31	81.3		81.5	71.0
20/09/2024	17:36	80.5		82.3	70.9
20/09/2024	17:41	78.7	78.5	79.0	70.0
20/09/2024	17:46	76.1		77.2	69.7
20/09/2024	17:51	75.3		78.2	69.6
20/09/2024	17:56	74.2		76.3	68.9
20/09/2024	18:01	74.0		76.2	69.3
20/09/2024	18:06	73.5		76.4	68.4
20/09/2024	18:11	74.6	75.0	75.0	68.1
20/09/2024	18:16	73.3		73.9	67.2
20/09/2024	18:21	76.7		79.9	66.4
20/09/2024	18:26	76.5		78.4	66.9
20/09/2024	18:31	74.3		77.5	68.1
20/09/2024	18:36	73.5		74.6	67.6
20/09/2024	18:41	72.0	73.9	74.0	67.5
20/09/2024	18:46	72.4		75.4	66.9
20/09/2024	18:51	76.1		77.6	66.1
20/09/2024	18:56	73.9		76.8	68.6
		Mean	72.3		
		Maximum	78.7		
		Minimum	64.7		

Station: CM16

Date	Start Time	Leq (5mins)	Leq (30mins)	L10 (5mins)	L90 (5mins)
21/09/2024	7:01	65.2		66.5	61.8
21/09/2024	7:06	67.8		68.3	61.7
21/09/2024	7:11	64.2	65.8	65.8	61.3
21/09/2024	7:16	65.4		67.6	61.5
21/09/2024	7:21	66.5		67.9	61.8
21/09/2024	7:26	64.3		66.8	61.6
21/09/2024	7:31	68.2		70.4	60.9
21/09/2024	7:36	66.2		69.1	61.8
21/09/2024	7:41	64.2	67.1	66.0	61.9
21/09/2024	7:46	66.8		69.5	62.4
21/09/2024	7:51	67.4		69.3	62.6
21/09/2024	7:56	68.6		70.9	61.8
21/09/2024	8:01	64.2		65.4	62.1
21/09/2024	8:06	69.4		72.1	62.2
21/09/2024	8:11	66.3	68.9	68.5	63.2
21/09/2024	8:16	72.0		78.7	62.0
21/09/2024	8:21	66.7		68.0	62.6
21/09/2024	8:26	70.0		72.2	63.1
21/09/2024	8:31	68.1		69.7	63.0
21/09/2024	8:36	66.5		67.7	63.8
21/09/2024	8:41	70.6	68.6	73.8	64.3
21/09/2024	8:46	67.7		69.6	64.1
21/09/2024	8:51	67.8		69.9	64.5
21/09/2024	8:56	69.7		73.1	63.9
21/09/2024	9:01	77.8		78.6	63.8
21/09/2024	9:06	68.5		70.3	63.7
21/09/2024	9:11	70.1	73.2	73.8	61.4
21/09/2024	9:16	68.8		73.2	60.9
21/09/2024	9:21	70.2		72.9	62.9
21/09/2024	9:26	74.6		78.1	66.1
21/09/2024	9:31	73.0		75.5	66.7
21/09/2024	9:36	71.7		75.0	65.2
21/09/2024	9:41	70.1	71.1	72.8	61.2
21/09/2024	9:46	66.7		67.9	61.5
21/09/2024	9:51	70.8		74.7	62.4
21/09/2024	9:56	71.9		74.4	66.3
21/09/2024	10:01	69.4		72.3	62.3
21/09/2024	10:06	74.1		77.3	65.2
21/09/2024	10:11	72.0	71.6	75.6	65.1
21/09/2024	10:16	71.9		72.8	66.5
21/09/2024	10:21	70.4		74.6	60.8
21/09/2024	10:26	69.8		72.5	63.0
21/09/2024	10:31	74.5		76.5	67.2
21/09/2024	10:36	75.1		77.9	64.9
21/09/2024	10:41	71.1	72.3	73.8	65.5
21/09/2024	10:46	70.4		74.3	63.1
21/09/2024	10:51	68.6		71.7	61.9
21/09/2024	10:56	70.1		73.3	63.2
21/09/2024	11:01	73.0		75.2	63.5
21/09/2024	11:06	74.8		78.1	65.8
21/09/2024	11:11	74.2	73.9	75.3	67.0
21/09/2024	11:16	75.3		76.3	68.7
21/09/2024	11:21	73.7		76.3	68.3
21/09/2024	11:26	71.0		74.2	66.6
21/09/2024	11:31	73.9		76.8	65.6
21/09/2024	11:36	74.8		77.4	67.0
21/09/2024	11:41	77.8	74.8	80.9	66.8
21/09/2024	11:46	72.7		75.6	66.2
21/09/2024	11:51	75.5		77.8	66.5
21/09/2024	11:56	71.5		73.9	66.5
21/09/2024	12:01	69.1		71.6	63.9
21/09/2024	12:06	70.4		72.7	65.0
21/09/2024	12:11	73.4	71.2	76.8	65.4
21/09/2024	12:16	70.9		74.8	65.3
21/09/2024	12:21	71.4		74.9	65.5
21/09/2024	12:26	70.6		74.6	64.8
21/09/2024	12:31	71.1		73.6	64.1
21/09/2024	12:36	72.4		75.6	65.3
21/09/2024	12:41	69.0	70.6	72.2	64.6
21/09/2024	12:46	69.2		72.2	64.9
21/09/2024	12:51	72.0		74.6	64.1
21/09/2024	12:56	67.8		69.9	63.8
21/09/2024	13:01	71.1		73.7	64.0
21/09/2024	13:06	71.6		74.8	63.3
21/09/2024	13:11	74.7	72.0	75.4	64.3
21/09/2024	13:16	70.5		70.9	67.7
21/09/2024	13:21	73.1		76.3	68.6
21/09/2024	13:26	68.3		71.2	64.0
21/09/2024	13:31	69.8		73.3	65.0
21/09/2024	13:36	71.4		74.5	64.0
21/09/2024	13:41	71.8	70.4	75.1	64.7
21/09/2024	13:46	69.0		72.2	64.3
21/09/2024	13:51	69.6		71.3	64.9
21/09/2024	13:56	70.2		72.8	64.8
21/09/2024	14:01	68.4		71.1	63.8
21/09/2024	14:06	67.7		69.9	64.3
21/09/2024	14:11	70.2	70.6	72.7	65.1
21/09/2024	14:16	72.8		74.2	66.7
21/09/2024	14:21	70.7		72.5	66.4
21/09/2024	14:26	71.9		74.7	67.1
21/09/2024	14:31	72.9		74.2	66.9
21/09/2024	14:36	75.3		78.0	66.6
21/09/2024	14:41	71.8	74.1	73.3	66.1
21/09/2024	14:46	72.2		75.1	67.5
21/09/2024	14:51	71.1		74.2	65.8
21/09/2024	14:56	77.5		78.4	67.6
21/09/2024	15:01	71.1		74.0	67.0
21/09/2024	15:06	69.8		72.3	66.4
21/09/2024	15:11	72.5	71.6	74.9	67.6
21/09/2024	15:16	72.7		75.2	68.9
21/09/2024	15:21	72.2		75.3	68.1
21/09/2024	15:26	70.6		72.7	67.6
21/09/2024	15:31	72.4		75.3	68.0
21/09/2024	15:36	72.3		75.0	67.6
21/09/2024	15:41	71.8	71.6	74.7	65.5
21/09/2024	15:46	68.5		71.3	64.2
21/09/2024	15:51	70.5		73.2	63.7
21/09/2024	15:56	72.7		75.7	65.9
21/09/2024	16:01	69.3		71.6	65.7
21/09/2024	16:06	70.1		72.7	65.1
21/09/2024	16:11	72.2	71.7	75.5	67.2
21/09/2024	16:16	73.6		74.9	66.9
21/09/2024	16:21	72.1		75.8	66.0
21/09/2024	16:26	71.6		74.4	66.1
21/09/2024	16:31	72.0		74.4	67.1
21/09/2024	16:36	72.9		75.8	69.4
21/09/2024	16:41	72.5	71.6	75.1	69.1
21/09/2024	16:46	72.3		75.2	64.9
21/09/2024	16:51	69.9		73.7	61.4
21/09/2024	16:56	68.1		70.4	63.3
21/09/2024	17:01	69.8		72.6	64.5
21/09/2024	17:06	69.5		73.2	62.2
21/09/2024	17:11	71.1	70.2	72.9	65.1
21/09/2024	17:16	71.5		72.9	65.2
21/09/2024	17:21	70.5		73.6	63.0
21/09/2024	17:26	67.4		70.2	63.2
21/09/2024	17:31	69.3		72.8	61.9
21/09/2024	17:36	68.1		70.3	61.9
21/09/2024	17:41	69.8	69.2	72.1	62.0
21/09/2024	17:46	68.5		71.2	62.0
21/09/2024	17:51	67.8		70.0	62.8
21/09/2024	17:56	70.9		73.1	63.4
21/09/2024	18:01	71.9		72.1	62.1
21/09/2024	18:06	69.7		72.7	62.7
21/09/2024	18:11	70.7	69.9	74.2	61.7
21/09/2024	18:16	67.5		69.8	62.8
21/09/2024	18:21	68.3		71.4	62.6
21/09/2024	18:26	70.0		72.8	62.7
21/09/2024	18:31	67.1		69.9	61.9
21/09/2024	18:36	68.6		72.1	62.3
21/09/2024	18:41	66.6	68.1	70.1	60.7
21/09/2024	18:46	69.2		71.8	61.8
21/09/2024	18:51	69.1		71.8	60.3
21/09/2024	18:56	67.2		70.4	61.5
		Mean	70.8		
		Maximum	74.8		
		Minimum	65.8		

Date	Start Time	Leq (5mins)	Leq (30mins)	L10 (5mins)	L90 (5mins)
22/09/2024	7:01	64.2		65.2	61.3
22/09/2024	7:06	64.7		66.4	60.6
22/09/2024	7:11	65.9	65.4	68.1	60.5
22/09/2024	7:16	64.9		67.5	59.7
22/09/2024	7:21	63.8		66.6	60.0
22/09/2024	7:26	67.5		69.2	60.0
22/09/2024	7:31	67.9		71.4	62.1
22/09/2024	7:36	68.7		70.9	63.0
22/09/2024	7:41	67.0	67.6	69.4	62.1
22/09/2024	7:46	66.7		68.6	61.4
22/09/2024	7:51	69.2		71.2	61.8
22/09/2024	7:56	65.2		67.1	62.3
22/09/2024	8:01	66.1		67.4	61.3
22/09/2024	8:06	67.2		69.8	61.9
22/09/2024	8:11	70.2	68.8	72.2	63.1
22/09/2024	8:16	72.3		74.6	64.3
22/09/2024	8:21	66.5		68.9	62.9
22/09/2024	8:26	66.6		68.9	63.2
22/09/2024	8:31	68.4		71.2	63.5
22/09/2024	8:36	68.3		70.9	62.6
22/09/2024	8:41	68.8	68.1	72.3	62.7
22/09/2024	8:46	68.3		70.1	62.4
22/09/2024	8:51	68.0		70.5	63.7
22/09/2024	8:56	66.4		68.9	63.1
22/09/2024	9:01	66.9		68.9	63.8
22/09/2024	9:06	65.7		67.7	63.8
22/09/2024	9:11	68.1	67.5	71.3	63.8
22/09/2024	9:16	66.5		68.2	64.6
22/09/2024	9:21	67.4		69.2	64.0
22/09/2024	9:26	69.3		71.6	65.5
22/09/2024	9:31	67.3		69.1	64.1
22/09/2024	9:36	66.5		68.9	62.9
22/09/2024	9:41	69.3	67.8	72.4	64.5
22/09/2024	9:46	69.4		72.9	63.5
22/09/2024	9:51	66.4		67.8	64.1
22/09/2024	9:56	66.6		68.4	62.4
22/09/2024	10:01	68.2		69.9	63.8
22/09/2024	10:06	70.1		73.4	62.8
22/09/2024	10:11	70.8	69.8	74.5	65.0
22/09/2024	10:16	70.9		72.7	65.8
22/09/2024	10:21	69.6		73.8	60.3
22/09/2024	10:26	68.8		71.4	62.8
22/09/2024	10:31	73.6		76.0	66.8
22/09/2024	10:36	73.7		76.4	64.7
22/09/2024	10:41	70.4	71.3	73.1	65.3
22/09/2024	10:46	69.8		73.4	62.8
22/09/2024	10:51	67.9		70.1	61.6
22/09/2024	10:56	69.3		72.7	62.8
22/09/2024	11:01	71.5		74.2	63.7
22/09/2024	11:06	73.4		76.4	65.5
22/09/2024	11:11	72.7	72.4	74.4	66.7
22/09/2024	11:16	74.1		75.7	68.1
22/09/2024	11:21	72.1		75.1	68.3
22/09/2024	11:26	69.5		71.8	66.1
22/09/2024	11:31	71.8		75.0	65.3
22/09/2024	11:36	73.2		75.6	67.1
22/09/2024	11:41	77.3	73.7	77.4	66.3
22/09/2024	11:46	71.2		74.1	65.7
22/09/2024	11:51	74.2		76.3	66.0
22/09/2024	11:56	71.1		74.9	63.3
22/09/2024	12:01	72.9		75.4	67.2
22/09/2024	12:06	69.9		72.8	63.7
22/09/2024	12:11	66.4	70.0	68.7	63.1
22/09/2024	12:16	69.5		70.9	64.0
22/09/2024	12:21	66.5		68.3	63.7
22/09/2024	12:26	71.0		71.1	64.0
22/09/2024	12:31	68.4		70.1	63.6
22/09/2024	12:36	67.2		70.2	63.0
22/09/2024	12:41	69.9	68.9	70.1	63.9
22/09/2024	12:46	70.4		74.5	61.9
22/09/2024	12:51	69.1		71.6	64.1
22/09/2024	12:56	67.7		69.9	63.8
22/09/2024	13:01	70.7		73.4	64.7
22/09/2024	13:06	69.6		71.6	65.7
22/09/2024	13:11	69.6	70.9	72.4	64.6
22/09/2024	13:16	72.8		73.5	66.5
22/09/2024	13:21	71.7		74.4	66.9
22/09/2024	13:26	70.3		72.5	66.9
22/09/2024	13:31	70.7		73.7	66.5
22/09/2024	13:36	67.8		70.4	65.4
22/09/2024	13:41	69.1	68.7	71.5	63.6
22/09/2024	13:46	65.3		67.4	61.4
22/09/2024	13:51	68.1		70.4	63.9
22/09/2024	13:56	69.4		71.9	63.8
22/09/2024	14:01	67.9		69.6	63.3
22/09/2024	14:06	69.6		69.8	63.4
22/09/2024	14:11	69.1	68.4	71.9	64.2
22/09/2024	14:16	65.4		67.9	62.9
22/09/2024	14:21	69.5		70.9	61.4
22/09/2024	14:26	67.6		70.1	61.0
22/09/2024	14:31	68.6		72.8	61.0
22/09/2024	14:36	66.2		68.9	61.9
22/09/2024	14:41	67.9	67.8	70.9	62.3
22/09/2024	14:46	65.1		67.0	61.9
22/09/2024	14:51	68.4		70.7	64.0
22/09/2024	14:56	69.2		70.9	63.5
22/09/2024	15:01	70.9		73.1	67.4
22/09/2024	15:06	70.2		73.0	62.9
22/09/2024	15:11	70.0	69.8	74.4	63.8
22/09/2024	15:16	68.4		71.5	64.4
22/09/2024	15:21	67.0		68.4	62.9
22/09/2024	15:26	70.9		74.7	62.2
22/09/2024	15:31	67.9		70.7	64.4
22/09/2024	15:36	68.9		71.9	64.0
22/09/2024	15:41	66.6	68.4	68.6	63.7
22/09/2024	15:46	66.8		69.4	63.4
22/09/2024	15:51	67.9		70.0	62.8
22/09/2024	15:56	70.7		72.0	64.0
22/09/2024	16:01	67.3		69.1	64.6
22/09/2024	16:06	68.8		71.2	64.4
22/09/2024	16:11	68.8	69.5	71.0	65.5
22/09/2024	16:16	68.5		70.3	63.8
22/09/2024	16:21	70.4		74.2	63.9
22/09/2024	16:26	71.6		75.0	64.0
22/09/2024	16:31	67.8		70.0	64.1
22/09/2024	16:36	66.9		69.0	64.6
22/09/2024	16:41	68.1	68.1	70.4	64.3
22/09/2024	16:46	67.4		70.6	63.3
22/09/2024	16:51	68.0		71.1	63.6
22/09/2024	16:56	69.6		70.5	63.7
22/09/2024	17:01	68.4		71.8	62.8
22/09/2024	17:06	66.0		68.1	62.6
22/09/2024	17:11	68.2	67.9	70.4	63.7
22/09/2024	17:16	68.5		71.6	63.3
22/09/2024	17:21	68.1		70.7	64.0
22/09/2024	17:26	67.6		69.1	63.2
22/09/2024	17:31	70.0		73.2	63.7
22/09/2024	17:36	64.7		67.2	62.6
22/09/2024	17:41	67.8	67.9	69.9	62.8
22/09/2024	17:46	65.6		68.1	62.2
22/09/2024	17:51	67.6		70.2	63.6
22/09/2024	17:56	69.2		72.1	64.0
22/09/2024	18:01	66.2		69.3	63.0
22/09/2024	18:06	66.0		67.7	62.4
22/09/2024	18:11	69.3	67.4	69.9	65.3
22/09/2024	18:16	68.3		70.4	63.0
22/09/2024	18:21	66.8		69.9	62.0
22/09/2024	18:26	66.6		69.8	61.1
22/09/2024	18:31	65.9		69.1	61.6
22/09/2024	18:36	66.4		69.3	61.1
22/09/2024	18:41	68.6	67.2	71.3	60.9
22/09/2024	18:46	65.5		67.3	62.6
22/09/2024	18:51	68.0		70.5	63.1
22/09/2024	18:56	67.9		70.0	63.0
		Mean	68.9		
		Maximum	73.7		
		Minimum	65.4		

Station: CM16

Date	Start Time	Leq (5mins)	Leq (30mins)	L10 (5mins)	L90 (5mins)
23/09/2024	7:01	60.4		61.4	57.9
23/09/2024	7:06	61.6		64.8	58.1
23/09/2024	7:11	62.0	65.0	64.5	57.9
23/09/2024	7:16	64.5		65.4	58.9
23/09/2024	7:21	63.7		66.1	61.4
23/09/2024	7:26	69.8		72.5	61.6
23/09/2024	7:31	66.6		68.0	64.8
23/09/2024	7:36	65.8		66.1	63.4
23/09/2024	7:41	64.4	66.2	66.0	62.5
23/09/2024	7:46	68.8		68.9	62.0
23/09/2024	7:51	64.0		64.5	61.8
23/09/2024	7:56	66.1		66.6	62.5
23/09/2024	8:01	65.5		66.8	63.2
23/09/2024	8:06	66.6		67.0	63.1
23/09/2024	8:11	65.9	67.0	68.5	62.9
23/09/2024	8:16	67.9		71.1	62.8
23/09/2024	8:21	68.4		71.7	63.5
23/09/2024	8:26	67.0		69.3	62.7
23/09/2024	8:31	66.4		68.0	62.7
23/09/2024	8:36	69.4		70.3	64.4
23/09/2024	8:41	68.4	69.4	70.9	64.5
23/09/2024	8:46	68.1		69.7	64.8
23/09/2024	8:51	70.8		73.7	65.4
23/09/2024	8:56	71.5		75.2	65.7
23/09/2024	9:01	68.4		70.2	64.7
23/09/2024	9:06	70.2		72.5	64.8
23/09/2024	9:11	70.4	71.2	72.0	66.8
23/09/2024	9:16	73.6		75.5	68.0
23/09/2024	9:21	71.2		74.0	67.8
23/09/2024	9:26	71.6		73.7	66.8
23/09/2024	9:31	72.2		74.7	67.6
23/09/2024	9:36	72.3		74.9	66.8
23/09/2024	9:41	73.4	72.5	76.0	67.3
23/09/2024	9:46	73.5		77.0	65.6
23/09/2024	9:51	72.5		76.1	64.8
23/09/2024	9:56	70.5		74.3	63.8
23/09/2024	10:01	71.8		75.4	59.3
23/09/2024	10:06	70.5		74.0	62.1
23/09/2024	10:11	70.2	70.8	73.7	63.8
23/09/2024	10:16	69.2		72.8	62.7
23/09/2024	10:21	71.9		73.5	61.5
23/09/2024	10:26	70.5		73.9	63.3
23/09/2024	10:31	70.7		73.3	64.9
23/09/2024	10:36	69.2		72.4	62.5
23/09/2024	10:41	68.3	69.9	71.1	63.3
23/09/2024	10:46	67.8		71.7	63.3
23/09/2024	10:51	73.1		76.0	64.7
23/09/2024	10:56	67.5		70.6	63.4
23/09/2024	11:01	69.1		71.4	63.9
23/09/2024	11:06	69.5		72.7	64.7
23/09/2024	11:11	71.0	71.1	74.1	65.4
23/09/2024	11:16	71.1		74.8	64.9
23/09/2024	11:21	72.4		75.9	64.9
23/09/2024	11:26	72.2		72.4	67.0
23/09/2024	11:31	72.3		74.6	67.6
23/09/2024	11:36	74.5		76.8	67.2
23/09/2024	11:41	71.0	72.5	73.6	64.3
23/09/2024	11:46	71.4		74.2	64.9
23/09/2024	11:51	72.6		74.5	66.7
23/09/2024	11:56	72.2		74.5	66.1
23/09/2024	12:01	75.4		77.7	68.1
23/09/2024	12:06	74.2		76.3	71.3
23/09/2024	12:11	73.2	73.8	75.2	68.9
23/09/2024	12:16	75.2		77.2	69.5
23/09/2024	12:21	71.3		73.9	65.8
23/09/2024	12:26	72.2		75.1	64.9
23/09/2024	12:31	71.6		74.7	64.7
23/09/2024	12:36	71.5		74.1	66.9
23/09/2024	12:41	71.8	72.1	73.9	66.7
23/09/2024	12:46	73.0		75.2	69.2
23/09/2024	12:51	71.8		74.7	68.8
23/09/2024	12:56	72.6		74.6	68.7
23/09/2024	13:01	71.7		73.3	69.3
23/09/2024	13:06	73.9		74.0	67.6
23/09/2024	13:11	72.0	72.8	75.3	67.9
23/09/2024	13:16	71.6		74.3	67.3
23/09/2024	13:21	73.6		76.5	66.8
23/09/2024	13:26	73.4		76.0	67.6
23/09/2024	13:31	75.5		77.8	71.3
23/09/2024	13:36	75.5		78.5	69.6
23/09/2024	13:41	72.6	73.8	75.7	67.9
23/09/2024	13:46	71.9		74.6	67.7
23/09/2024	13:51	70.7		72.4	68.3
23/09/2024	13:56	74.3		76.2	68.8
23/09/2024	14:01	73.0		73.8	68.6
23/09/2024	14:06	70.6		72.6	67.2
23/09/2024	14:11	71.1	71.7	73.8	66.9
23/09/2024	14:16	71.0		72.8	67.8
23/09/2024	14:21	70.9		73.3	66.1
23/09/2024	14:26	73.1		77.3	65.8
23/09/2024	14:31	71.5		74.7	67.0
23/09/2024	14:36	71.0		72.7	65.7
23/09/2024	14:41	72.3	73.2	74.7	67.1
23/09/2024	14:46	73.9		75.5	67.7
23/09/2024	14:51	73.3		75.1	66.1
23/09/2024	14:56	75.6		77.4	66.2
23/09/2024	15:01	72.7		74.6	66.7
23/09/2024	15:06	72.3		74.9	67.5
23/09/2024	15:11	74.5	72.4	76.5	68.6
23/09/2024	15:16	73.2		74.8	68.3
23/09/2024	15:21	69.6		72.0	64.9
23/09/2024	15:26	69.7		71.8	65.9
23/09/2024	15:31	70.2		73.9	65.7
23/09/2024	15:36	71.5		74.7	65.3
23/09/2024	15:41	71.2	72.0	74.4	65.3
23/09/2024	15:46	74.3		77.6	69.3
23/09/2024	15:51	71.6		74.7	66.7
23/09/2024	15:56	72.3		73.9	67.0
23/09/2024	16:01	74.8		77.1	70.5
23/09/2024	16:06	73.0		75.1	68.7
23/09/2024	16:11	75.3	74.5	75.4	69.7
23/09/2024	16:16	76.0		77.2	71.6
23/09/2024	16:21	73.3		75.1	70.2
23/09/2024	16:26	73.9		77.4	69.9
23/09/2024	16:31	74.4		74.8	68.6
23/09/2024	16:36	75.1		77.3	70.3
23/09/2024	16:41	73.2	74.4	75.2	69.9
23/09/2024	16:46	74.0		76.3	69.4
23/09/2024	16:51	74.6		76.4	70.8
23/09/2024	16:56	74.6		76.7	70.7
23/09/2024	17:01	76.3		78.6	70.8
23/09/2024	17:06	74.9		75.2	70.0
23/09/2024	17:11	73.7	75.3	75.8	69.8
23/09/2024	17:16	76.2		76.8	71.2
23/09/2024	17:21	73.7		76.3	69.7
23/09/2024	17:26	76.0		79.0	67.9
23/09/2024	17:31	75.2		77.0	70.4
23/09/2024	17:36	73.8		75.7	70.8
23/09/2024	17:41	73.0	73.0	74.4	69.9
23/09/2024	17:46	73.1		75.9	68.5
23/09/2024	17:51	72.4		75.5	65.6
23/09/2024	17:56	67.3		70.1	63.0
23/09/2024	18:01	68.8		71.8	63.8
23/09/2024	18:06	69.4		71.4	67.0
23/09/2024	18:11	69.9	69.5	71.5	67.7
23/09/2024	18:16	70.2		72.2	67.3
23/09/2024	18:21	68.2		70.7	64.1
23/09/2024	18:26	69.9		73.2	64.9
23/09/2024	18:31	70.2		73.3	65.3
23/09/2024	18:36	71.8		74.4	65.4
23/09/2024	18:41	71.4	71.9	74.6	66.9
23/09/2024	18:46	72.5		72.6	67.1
23/09/2024	18:51	73.6		75.2	65.8
23/09/2024	18:56	70.8		72.2	65.8
		Mean	71.5		
		Maximum	75.3		
		Minimum	65.0		

Date	Start Time	Leq (5mins)	Leq (30mins)	L10 (5mins)	L90 (5mins)
24/09/2024	7:01	64.6		67.8	61.1
24/09/2024	7:06	65.0		67.5	60.9
24/09/2024	7:11	67.5	68.1	68.4	61.9
24/09/2024	7:16	66.7		69.1	64.4
24/09/2024	7:21	72.8		75.5	64.6
24/09/2024	7:26	65.6		67.0	63.8
24/09/2024	7:31	64.8		65.1	62.4
24/09/2024	7:36	63.4		65.0	61.5
24/09/2024	7:41	67.8	65.1	67.9	61.0
24/09/2024	7:46	63.0		63.5	60.8
24/09/2024	7:51	65.1		65.6	61.5
24/09/2024	7:56	64.5		65.8	62.2
24/09/2024	8:01	65.6		66.0	62.1
24/09/2024	8:06	64.9		67.5	61.9
24/09/2024	8:11	66.9	66.1	70.1	61.8
24/09/2024	8:16	67.4		70.7	62.5
24/09/2024	8:21	66.0		68.3	61.7
24/09/2024	8:26	65.4		67.0	61.7
24/09/2024	8:31	68.4		69.3	63.4
24/09/2024	8:36	67.4		69.9	63.5
24/09/2024	8:41	67.1	67.1	68.7	63.8
24/09/2024	8:46	66.8		69.7	61.4
24/09/2024	8:51	67.5		71.2	61.7
24/09/2024	8:56	64.4		66.2	60.7
24/09/2024	9:01	66.2		68.5	60.8
24/09/2024	9:06	66.4		68.0	62.8
24/09/2024	9:11	69.6	67.7	71.5	64.0
24/09/2024	9:16	67.2		70.0	63.8
24/09/2024	9:21	67.6		69.7	62.8
24/09/2024	9:26	68.2		70.7	63.6
24/09/2024	9:31	68.3		70.9	62.8
24/09/2024	9:36	69.4		72.0	63.3
24/09/2024	9:41	69.5	70.6	73.0	61.6
24/09/2024	9:46	72.5		76.1	64.8
24/09/2024	9:51	70.5		74.3	63.8
24/09/2024	9:56	71.8		75.4	59.3
24/09/2024	10:01	70.5		74.0	62.1
24/09/2024	10:06	70.2		73.7	63.8
24/09/2024	10:11	69.2	70.6	72.8	62.7
24/09/2024	10:16	71.9		73.5	61.5
24/09/2024	10:21	70.5		73.9	63.3
24/09/2024	10:26	70.7		73.3	64.9
24/09/2024	10:31	69.2		72.4	62.5
24/09/2024	10:36	68.3		71.1	63.3
24/09/2024	10:41	67.8	69.6	71.7	63.3
24/09/2024	10:46	73.1		76.0	64.7
24/09/2024	10:51	67.5		70.6	63.4
24/09/2024	10:56	69.1		71.4	63.9
24/09/2024	11:01	69.5		72.7	64.7
24/09/2024	11:06	71.0		74.1	65.4
24/09/2024	11:11	71.1	71.5	74.8	64.9
24/09/2024	11:16	72.4		75.9	64.9
24/09/2024	11:21	72.2		72.4	67.0
24/09/2024	11:26	72.3		74.6	67.6
24/09/2024	11:31	74.5		76.8	67.2
24/09/2024	11:36	71.0		73.6	64.3
24/09/2024	11:41	71.4	75.1	74.2	64.9
24/09/2024	11:46	76.8		77.1	67.7
24/09/2024	11:51	74.1		76.0	66.9
24/09/2024	11:56	78.3		80.1	69.3
24/09/2024	12:01	76.2		78.2	73.2
24/09/2024	12:06	76.2		77.5	70.0
24/09/2024	12:11	78.1	75.8	79.8	70.9
24/09/2024	12:16	72.7		75.0	66.6
24/09/2024	12:21	75.0		76.2	65.6
24/09/2024	12:26	74.6		78.2	65.7
24/09/2024	12:31	73.2		76.3	67.7
24/09/2024	12:36	74.0		75.8	67.5
24/09/2024	12:41	75.1	74.2	76.7	69.8
24/09/2024	12:46	73.2		75.6	69.5
24/09/2024	12:51	75.7		75.8	69.6
24/09/2024	12:56	73.1		74.8	70.2
24/09/2024	13:01	75.4		77.0	68.3
24/09/2024	13:06	73.6		76.8	68.4
24/09/2024	13:11	74.6	76.0	78.4	68.6
24/09/2024	13:16	76.4		79.9	68.0
24/09/2024	13:21	76.5		77.9	68.5
24/09/2024	13:26	78.1		80.4	73.5
24/09/2024	13:31	77.7		81.0	70.7
24/09/2024	13:36	74.1		77.5	68.7
24/09/2024	13:41	73.3	75.4	76.1	68.4
24/09/2024	13:46	72.8		74.0	68.9
24/09/2024	13:51	77.4		77.8	69.5
24/09/2024	13:56	74.8		75.3	69.7
24/09/2024	14:01	71.9		73.8	67.6
24/09/2024	14:06	72.2		75.0	67.5
24/09/2024	14:11	72.1	72.9	74.7	68.4
24/09/2024	14:16	72.5		75.7	66.6
24/09/2024	14:21	75.0		79.1	66.3
24/09/2024	14:26	72.8		76.3	67.7
24/09/2024	14:31	72.9		74.8	66.3
24/09/2024	14:36	74.3		75.7	67.7
24/09/2024	14:41	76.9	76.6	77.4	68.3
24/09/2024	14:46	75.9		76.5	66.6
24/09/2024	14:51	80.4		80.6	67.1
24/09/2024	14:56	74.4		77.2	67.3
24/09/2024	15:01	74.4		77.6	68.2
24/09/2024	15:06	76.2		78.0	69.6
24/09/2024	15:11	75.9	73.9	77.5	69.0
24/09/2024	15:16	70.7		73.6	65.6
24/09/2024	15:21	71.8		73.3	66.4
24/09/2024	15:26	71.2		74.9	66.1
24/09/2024	15:31	72.9		76.2	65.8
24/09/2024	15:36	72.7		75.9	65.9
24/09/2024	15:41	76.1	74.6	79.2	70.0
24/09/2024	15:46	73.2		76.2	67.2
24/09/2024	15:51	73.7		75.8	67.8
24/09/2024	15:56	77.0		78.5	72.3
24/09/2024	16:01	75.1		77.5	69.6
24/09/2024	16:06	78.3		79.1	70.3
24/09/2024	16:11	79.4	77.3	79.7	72.2
24/09/2024	16:16	75.6		77.2	70.7
24/09/2024	16:21	76.5		79.9	70.6
24/09/2024	16:26	77.2		79.6	69.3
24/09/2024	16:31	77.8		78.5	71.1
24/09/2024	16:36	75.8		78.0	70.5
24/09/2024	16:41	76.9	77.6	79.7	70.2
24/09/2024	16:46	77.3		78.6	71.5
24/09/2024	16:51	76.7		78.3	72.0
24/09/2024	16:56	80.0		81.2	71.4
24/09/2024	17:01	77.9		80.0	70.8
24/09/2024	17:06	75.1		77.4	70.9
24/09/2024	17:11	78.6	77.9	80.0	71.9
24/09/2024	17:16	75.5		78.4	70.3
24/09/2024	17:21	79.4		83.0	69.1
24/09/2024	17:26	78.9		79.5	71.2
24/09/2024	17:31	75.4		77.0	71.5
24/09/2024	17:36	75.7		76.5	70.9
24/09/2024	17:41	75.3	74.2	77.4	69.1
24/09/2024	17:46	75.2		77.1	66.8
24/09/2024	17:51	68.7		71.5	63.9
24/09/2024	17:56	70.5		73.3	64.5
24/09/2024	18:01	70.6		72.6	67.6
24/09/2024	18:06	70.9		73.1	68.3
24/09/2024	18:11	71.6	71.4	74.4	67.9
24/09/2024	18:16	70.5		73.4	64.9
24/09/2024	18:21	71.9		75.6	65.6
24/09/2024	18:26	72.5		75.2	66.0
24/09/2024	18:31	74.2		75.9	66.1
24/09/2024	18:36	73.6		76.4	67.7
24/09/2024	18:41	75.2	75.0	76.8	67.8
24/09/2024	18:46	76.5		77.6	66.5
24/09/2024	18:51	74.8		75.0	66.7
24/09/2024	18:56	75.2		78.2	68.0
		Mean	72.7		
		Maximum	77.9		
		Minimum	65.1		

Station: CM16

Date	Start Time	Leq (5mins)	Leq (30mins)	L10 (5mins)	L90 (5mins)
25/09/2024	7:01	62.0		64.5	57.9
25/09/2024	7:06	64.5		65.4	58.9
25/09/2024	7:11	63.7	65.8	66.1	61.4
25/09/2024	7:16	69.8		72.5	61.6
25/09/2024	7:21	65.6		67.0	63.8
25/09/2024	7:26	64.8		65.1	62.4
25/09/2024	7:31	63.4		65.0	61.5
25/09/2024	7:36	67.8		67.9	61.0
25/09/2024	7:41	63.0	65.2	63.5	60.8
25/09/2024	7:46	65.1		65.6	61.5
25/09/2024	7:51	64.5		65.8	62.2
25/09/2024	7:56	65.6		66.0	62.1
25/09/2024	8:01	64.9		67.5	61.9
25/09/2024	8:06	66.9		70.1	61.8
25/09/2024	8:11	67.4	66.7	70.7	62.5
25/09/2024	8:16	66.0		68.3	61.7
25/09/2024	8:21	65.4		67.0	61.7
25/09/2024	8:26	68.4		69.3	63.4
25/09/2024	8:31	67.4		69.9	63.5
25/09/2024	8:36	67.1		68.7	63.8
25/09/2024	8:41	69.8	68.8	72.7	64.4
25/09/2024	8:46	70.5		74.2	64.7
25/09/2024	8:51	67.4		69.2	63.7
25/09/2024	8:56	69.2		71.5	63.8
25/09/2024	9:01	69.4		71.0	65.8
25/09/2024	9:06	72.6		74.5	67.0
25/09/2024	9:11	70.2	71.0	73.0	66.8
25/09/2024	9:16	70.6		72.7	65.8
25/09/2024	9:21	71.2		73.7	66.6
25/09/2024	9:26	71.3		73.9	65.8
25/09/2024	9:31	72.4		75.0	66.3
25/09/2024	9:36	72.5		76.0	64.6
25/09/2024	9:41	75.5	73.9	79.1	67.8
25/09/2024	9:46	73.5		77.3	66.8
25/09/2024	9:51	74.8		78.4	62.3
25/09/2024	9:56	73.5		77.0	65.1
25/09/2024	10:01	73.2		76.7	66.8
25/09/2024	10:06	72.2		75.8	65.7
25/09/2024	10:11	74.9	73.4	76.5	64.5
25/09/2024	10:16	73.5		76.9	66.3
25/09/2024	10:21	73.7		76.3	67.9
25/09/2024	10:26	72.2		75.4	65.5
25/09/2024	10:31	71.3		74.1	66.3
25/09/2024	10:36	70.8		74.7	66.3
25/09/2024	10:41	76.1	72.7	79.0	67.7
25/09/2024	10:46	70.5		73.6	66.4
25/09/2024	10:51	72.1		74.4	66.9
25/09/2024	10:56	72.5		75.7	67.7
25/09/2024	11:01	74.0		77.1	68.4
25/09/2024	11:06	74.1		77.8	67.9
25/09/2024	11:11	75.4	75.4	78.9	67.9
25/09/2024	11:16	75.2		75.4	70.0
25/09/2024	11:21	75.3		77.6	70.6
25/09/2024	11:26	77.5		79.8	70.2
25/09/2024	11:31	74.0		76.6	67.3
25/09/2024	11:36	74.4		77.2	67.9
25/09/2024	11:41	77.1	76.9	80.4	72.7
25/09/2024	11:46	78.4		81.3	73.3
25/09/2024	11:51	77.8		80.3	73.6
25/09/2024	11:56	77.6		80.5	75.0
25/09/2024	12:01	77.8		79.4	74.7
25/09/2024	12:06	79.1		81.1	76.1
25/09/2024	12:11	78.8	78.3	81.1	73.6
25/09/2024	12:16	78.3		82.6	72.5
25/09/2024	12:21	77.8		81.7	72.5
25/09/2024	12:26	77.5		79.8	73.4
25/09/2024	12:31	76.5		79.0	72.5
25/09/2024	12:36	78.0		80.3	74.6
25/09/2024	12:41	78.6	77.6	82.3	73.3
25/09/2024	12:46	77.5		80.4	73.7
25/09/2024	12:51	77.6		79.8	75.2
25/09/2024	12:56	77.4		78.2	74.6
25/09/2024	13:01	78.2		81.5	74.8
25/09/2024	13:06	76.4		78.4	73.6
25/09/2024	13:11	78.0	79.0	80.3	75.2
25/09/2024	13:16	79.7		82.4	75.5
25/09/2024	13:21	80.1		82.8	77.0
25/09/2024	13:26	80.2		82.4	76.9
25/09/2024	13:31	77.7		79.3	75.8
25/09/2024	13:36	78.4		80.1	76.3
25/09/2024	13:41	77.6	78.8	79.1	76.0
25/09/2024	13:46	80.4		83.2	76.5
25/09/2024	13:51	78.8		80.7	76.5
25/09/2024	13:56	79.0		81.2	75.9
25/09/2024	14:01	78.3		80.5	75.8
25/09/2024	14:06	79.1		81.1	76.8
25/09/2024	14:11	79.4	78.6	82.2	76.3
25/09/2024	14:16	77.6		79.8	75.3
25/09/2024	14:21	79.3		82.0	76.3
25/09/2024	14:26	77.7		79.6	74.8
25/09/2024	14:31	79.9		82.4	76.0
25/09/2024	14:36	79.4		81.1	75.9
25/09/2024	14:41	78.3	79.7	80.1	74.8
25/09/2024	14:46	80.8		83.2	75.9
25/09/2024	14:51	79.8		81.8	76.6
25/09/2024	14:56	79.7		81.5	76.3
25/09/2024	15:01	82.1		85.7	77.4
25/09/2024	15:06	80.0		81.9	76.9
25/09/2024	15:11	78.1	79.9	80.1	75.4
25/09/2024	15:16	77.7		79.5	75.7
25/09/2024	15:21	79.3		82.1	75.5
25/09/2024	15:26	80.5		83.3	75.9
25/09/2024	15:31	79.1		81.7	75.7
25/09/2024	15:36	81.5		84.5	77.2
25/09/2024	15:41	78.4	79.8	80.8	75.9
25/09/2024	15:46	78.7		79.7	76.6
25/09/2024	15:51	81.0		83.1	77.4
25/09/2024	15:56	78.8		80.4	76.9
25/09/2024	16:01	80.2		82.5	77.3
25/09/2024	16:06	81.1		83.3	78.1
25/09/2024	16:11	79.8	80.4	81.7	76.9
25/09/2024	16:16	81.7		84.5	77.9
25/09/2024	16:21	79.2		80.5	76.8
25/09/2024	16:26	80.2		81.8	77.4
25/09/2024	16:31	79.6		81.3	77.8
25/09/2024	16:36	80.4		83.6	77.5
25/09/2024	16:41	81.3	80.3	83.5	77.7
25/09/2024	16:46	79.1		80.8	77.1
25/09/2024	16:51	81.1		83.9	77.9
25/09/2024	16:56	80.0		81.3	77.3
25/09/2024	17:01	79.7		81.6	77.2
25/09/2024	17:06	79.9		81.0	77.7
25/09/2024	17:11	79.6	80.0	81.9	76.7
25/09/2024	17:16	80.5		82.8	77.1
25/09/2024	17:21	80.3		81.6	77.4
25/09/2024	17:26	80.2		81.9	78.1
25/09/2024	17:31	77.8		79.7	75.1
25/09/2024	17:36	78.6		80.9	75.3
25/09/2024	17:41	79.4	77.3	83.6	73.9
25/09/2024	17:46	74.1		76.2	71.9
25/09/2024	17:51	75.5		78.2	71.6
25/09/2024	17:56	76.1		78.5	73.0
25/09/2024	18:01	75.6		76.9	73.9
25/09/2024	18:06	77.4		78.8	74.2
25/09/2024	18:11	74.5	77.2	76.8	72.1
25/09/2024	18:16	76.7		79.1	72.1
25/09/2024	18:21	78.1		80.8	71.6
25/09/2024	18:26	79.1		82.2	73.0
25/09/2024	18:31	76.8		79.3	72.9
25/09/2024	18:36	76.4		78.0	72.5
25/09/2024	18:41	77.6	76.5	79.9	72.2
25/09/2024	18:46	75.4		77.4	72.5
25/09/2024	18:51	76.0		78.3	72.2
25/09/2024	18:56	76.7		80.3	71.5
		Mean	75.5		
		Maximum	80.4		
		Minimum	65.2		

Date	Start Time	Leq (5mins)	Leq (30mins)	L10 (5mins)	L90 (5mins)
26/09/2024	7:01	67.5		68.4	61.9
26/09/2024	7:06	66.7		69.1	64.4
26/09/2024	7:11	72.8	68.0	75.5	64.6
26/09/2024	7:16	65.6		67.0	63.8
26/09/2024	7:21	64.8		65.1	62.4
26/09/2024	7:26	63.4		65.0	61.5
26/09/2024	7:31	67.8		67.9	61.0
26/09/2024	7:36	63.0		63.5	60.8
26/09/2024	7:41	65.1	65.4	65.6	61.5
26/09/2024	7:46	64.5		65.8	62.2
26/09/2024	7:51	65.6		65.9	62.1
26/09/2024	7:56	64.9		67.5	61.9
26/09/2024	8:01	66.9		70.1	61.8
26/09/2024	8:06	67.4		70.7	62.5
26/09/2024	8:11	66.0	67.0	68.3	61.7
26/09/2024	8:16	65.4		67.0	61.7
26/09/2024	8:21	68.4		69.3	63.4
26/09/2024	8:26	67.4		69.9	63.5
26/09/2024	8:31	67.1		68.7	63.8
26/09/2024	8:36	69.8		72.7	64.4
26/09/2024	8:41	70.5	69.1	74.2	64.7
26/09/2024	8:46	67.4		69.2	63.7
26/09/2024	8:51	69.2		71.5	63.8
26/09/2024	8:56	69.4		71.0	65.8
26/09/2024	9:01	69.6		71.5	64.0
26/09/2024	9:06	67.2		70.0	63.8
26/09/2024	9:11	67.6	68.5	69.7	62.8
26/09/2024	9:16	68.2		70.7	63.6
26/09/2024	9:21	68.3		70.9	62.8
26/09/2024	9:26	69.4		72.0	63.3
26/09/2024	9:31	69.5		73.0	61.6
26/09/2024	9:36	72.5		76.1	64.8
26/09/2024	9:41	70.5	71.0	74.3	63.8
26/09/2024	9:46	71.8		75.4	59.3
26/09/2024	9:51	70.5		74.0	62.1
26/09/2024	9:56	70.2		73.7	63.8
26/09/2024	10:01	69.2		72.8	62.7
26/09/2024	10:06	71.9		73.5	61.5
26/09/2024	10:11	70.5	70.1	73.9	63.3
26/09/2024	10:16	70.7		73.3	64.9
26/09/2024	10:21	69.2		72.4	62.5
26/09/2024	10:26	68.3		71.1	63.3
26/09/2024	10:31	67.8		71.7	63.3
26/09/2024	10:36	73.1		76.0	64.7
26/09/2024	10:41	67.5	70.1	70.6	63.4
26/09/2024	10:46	69.1		71.4	63.9
26/09/2024	10:51	69.5		72.7	64.7
26/09/2024	10:56	71.0		74.1	65.4
26/09/2024	11:01	71.1		74.8	64.9
26/09/2024	11:06	72.4		75.9	64.9
26/09/2024	11:11	72.2	72.4	72.4	67.0
26/09/2024	11:16	72.3		74.6	67.6
26/09/2024	11:21	74.5		76.8	67.2
26/09/2024	11:26	71.0		73.6	64.3
26/09/2024	11:31	71.4		74.2	64.9
26/09/2024	11:36	72.6		75.8	67.8
26/09/2024	11:41	71.3	72.1	75.0	66.8
26/09/2024	11:46	73.0		75.9	68.2
26/09/2024	11:51	71.3		74.0	68.1
26/09/2024	11:56	72.7		75.2	69.0
26/09/2024	12:01	72.3		74.7	69.4
26/09/2024	12:06	73.7		76.3	70.2
26/09/2024	12:11	72.7	72.6	75.2	68.5
26/09/2024	12:16	72.9		76.9	67.3
26/09/2024	12:21	71.7		75.1	66.6
26/09/2024	12:26	72.1		74.9	67.3
26/09/2024	12:31	71.4		74.4	66.2
26/09/2024	12:36	72.4		75.4	68.7
26/09/2024	12:41	73.1	72.2	78.0	67.3
26/09/2024	12:46	71.7		74.1	68.0
26/09/2024	12:51	72.2		74.5	69.1
26/09/2024	12:56	72.2		74.2	68.9
26/09/2024	13:01	72.4		75.6	68.9
26/09/2024	13:06	71.4		73.8	67.9
26/09/2024	13:11	71.5	72.8	73.4	68.7
26/09/2024	13:16	73.3		75.6	70.0
26/09/2024	13:21	73.5		76.1	70.7
26/09/2024	13:26	74.2		76.3	70.4
26/09/2024	13:31	72.8		74.9	69.8
26/09/2024	13:36	74.8		76.9	70.7
26/09/2024	13:41	72.3	73.2	74.3	69.6
26/09/2024	13:46	73.7		76.1	70.0
26/09/2024	13:51	72.1		73.5	69.4
26/09/2024	13:56	73.1		76.1	70.0
26/09/2024	14:01	73.1		76.2	69.4
26/09/2024	14:06	73.8		75.7	71.0
26/09/2024	14:11	74.2	73.3	76.7	70.7
26/09/2024	14:16	72.4		74.7	69.5
26/09/2024	14:21	74.0		76.5	70.3
26/09/2024	14:26	72.1		74.6	68.7
26/09/2024	14:31	75.2		78.3	70.1
26/09/2024	14:36	73.0		75.5	69.9
26/09/2024	14:41	72.4	74.2	75.1	68.7
26/09/2024	14:46	74.1		76.7	69.9
26/09/2024	14:51	75.6		78.3	70.8
26/09/2024	14:56	74.3		77.1	70.4
26/09/2024	15:01	75.7		79.0	71.2
26/09/2024	15:06	74.2		76.8	70.4
26/09/2024	15:11	73.5	74.0	76.2	69.8
26/09/2024	15:16	72.4		74.5	69.7
26/09/2024	15:21	73.3		75.9	69.3
26/09/2024	15:26	74.1		76.9	70.0
26/09/2024	15:31	73.8		75.9	69.8
26/09/2024	15:36	75.3		78.1	71.3
26/09/2024	15:41	72.3	74.3	74.8	69.8
26/09/2024	15:46	73.4		75.1	70.7
26/09/2024	15:51	74.6		76.7	71.1
26/09/2024	15:56	75.6		78.7	71.5
26/09/2024	16:01	73.6		75.9	70.8
26/09/2024	16:06	74.7		77.3	71.6
26/09/2024	16:11	73.0	74.1	74.8	70.2
26/09/2024	16:16	75.5		78.1	72.0
26/09/2024	16:21	73.7		75.3	70.8
26/09/2024	16:26	73.9		75.7	71.2
26/09/2024	16:31	73.2		74.4	71.3
26/09/2024	16:36	74.8		76.7	72.4
26/09/2024	16:41	75.6	74.2	77.5	73.0
26/09/2024	16:46	74.2		76.1	72.1
26/09/2024	16:51	74.0		75.8	72.2
26/09/2024	16:56	72.7		73.8	71.0
26/09/2024	17:01	72.5		73.8	71.0
26/09/2024	17:06	73.4		74.6	71.6
26/09/2024	17:11	73.1	72.4	74.6	71.3
26/09/2024	17:16	72.2		73.5	70.6
26/09/2024	17:21	71.7		72.8	70.1
26/09/2024	17:26	70.7		71.6	69.1
26/09/2024	17:31	71.5		72.9	70.0
26/09/2024	17:36	73.2		74.4	71.6
26/09/2024	17:41	74.1	72.9	75.5	72.4
26/09/2024	17:46	73.3		74.8	71.2
26/09/2024	17:51	72.6		74.4	70.5
26/09/2024	17:56	72.2		73.4	70.1
26/09/2024	18:01	74.5		76.6	72.1
26/09/2024	18:06	76.3		78.2	72.4
26/09/2024	18:11	77.2	74.9	79.9	73.0
26/09/2024	18:16	74.2		75.7	71.5
26/09/2024	18:21	72.3		73.9	70.3
26/09/2024	18:26	73.1		74.5	70.9
26/09/2024	18:31	71.9		73.2	69.9
26/09/2024	18:36	72.8		74.3	71.4
26/09/2024	18:41	70.9	72.1	72.3	69.2
26/09/2024	18:46	72.0		73.4	70.2
26/09/2024	18:51	73.6		75.1	69.2
26/09/2024	18:56	70.8		71.7	69.2
		Mean	71.7		
		Maximum	74.9		
		Minimum	65.4		

Station: CM16

Date	Start Time	Leq (5mins)	Leq (30mins)	L10 (5mins)	L90 (5mins)
27/09/2024	7:01	66.6	66.4	67.7	64.8
27/09/2024	7:06	65.6		66.3	64.7
27/09/2024	7:11	66.2		67.0	65.5
27/09/2024	7:16	66.2		66.8	65.2
27/09/2024	7:21	66.6		67.6	65.4
27/09/2024	7:26	67.2		68.2	66.0
27/09/2024	7:31	68.1	67.4	69.3	66.4
27/09/2024	7:36	68.5		69.6	66.7
27/09/2024	7:41	67.3		68.3	66.3
27/09/2024	7:46	67.2		68.3	66.1
27/09/2024	7:51	66.2		66.7	65.5
27/09/2024	7:56	66.8		67.5	65.8
27/09/2024	8:01	67.8	70.2	68.7	66.8
27/09/2024	8:06	68.8		69.8	67.7
27/09/2024	8:11	68.9		70.3	67.4
27/09/2024	8:16	69.6		70.5	68.4
27/09/2024	8:21	71.0		72.1	69.2
27/09/2024	8:26	73.0		76.2	70.0
27/09/2024	8:31	72.0	75.0	73.4	70.2
27/09/2024	8:36	72.3		73.8	70.5
27/09/2024	8:41	74.2		76.1	72.1
27/09/2024	8:46	74.0		75.6	71.7
27/09/2024	8:51	75.6		77.2	73.7
27/09/2024	8:56	78.3		81.4	73.4
27/09/2024	9:01	76.1	82.5	77.3	74.5
27/09/2024	9:06	87.2		88.0	75.7
27/09/2024	9:11	82.4		85.5	75.9
27/09/2024	9:16	77.7		79.6	74.8
27/09/2024	9:21	78.0		81.8	75.0
27/09/2024	9:26	83.3		86.4	79.6
27/09/2024	9:31	77.6	77.7	79.2	75.4
27/09/2024	9:36	74.8		75.9	73.6
27/09/2024	9:41	76.8		79.9	72.9
27/09/2024	9:46	76.3		78.7	73.4
27/09/2024	9:51	81.1		82.2	73.7
27/09/2024	9:56	76.4		78.1	73.7
27/09/2024	10:01	75.5	77.4	76.7	73.7
27/09/2024	10:06	75.4		76.9	73.8
27/09/2024	10:11	75.3		76.9	73.6
27/09/2024	10:16	81.2		82.1	74.3
27/09/2024	10:21	76.9		78.2	75.3
27/09/2024	10:26	76.4		78.0	74.5
27/09/2024	10:31	76.9	78.2	78.5	75.2
27/09/2024	10:36	79.0		82.1	75.3
27/09/2024	10:41	78.6		82.1	74.7
27/09/2024	10:46	77.8		81.6	74.0
27/09/2024	10:51	79.0		83.2	74.2
27/09/2024	10:56	77.5		80.7	74.2
27/09/2024	11:01	76.1	75.1	77.4	73.4
27/09/2024	11:06	73.4		74.6	72.2
27/09/2024	11:11	75.3		76.9	73.0
27/09/2024	11:16	75.7		78.1	72.7
27/09/2024	11:21	74.6		76.6	72.0
27/09/2024	11:26	75.3		77.9	71.7
27/09/2024	11:31	73.4	73.5	75.0	71.4
27/09/2024	11:36	72.9		74.3	71.4
27/09/2024	11:41	72.7		73.9	71.3
27/09/2024	11:46	73.5		75.0	71.8
27/09/2024	11:51	74.3		76.7	71.7
27/09/2024	11:56	74.0		75.3	72.4
27/09/2024	12:01	74.1	73.3	75.7	71.9
27/09/2024	12:06	73.7		75.0	72.3
27/09/2024	12:11	73.4		74.6	71.6
27/09/2024	12:16	73.0		74.4	71.7
27/09/2024	12:21	71.8		73.1	70.5
27/09/2024	12:26	73.7		75.1	72.1
27/09/2024	12:31	76.3	78.4	77.8	74.8
27/09/2024	12:36	77.9		79.5	75.8
27/09/2024	12:41	79.8		82.4	77.2
27/09/2024	12:46	79.9		82.5	76.5
27/09/2024	12:51	77.8		80.1	75.3
27/09/2024	12:56	77.7		79.1	75.9
27/09/2024	13:01	77.6	77.8	78.6	76.3
27/09/2024	13:06	77.8		79.3	76.2
27/09/2024	13:11	78.3		79.9	76.0
27/09/2024	13:16	76.8		78.0	75.5
27/09/2024	13:21	78.3		79.3	77.0
27/09/2024	13:26	77.8		79.0	76.3
27/09/2024	13:31	77.1		78.5	75.6
27/09/2024	13:36	78.3		79.9	76.4
		Mean	74.8		
		Maximum	82.5		
		Minimum	66.4		

Summary of Noise Monitoring Results during 07:00 - 19:00 at CM16	
	Leq (30mins)
Mean	71.9
Maximum	82.5
Minimum	64.6

Note:
1. The Leq (5mins) values within the time slots that do not have six consecutive Leq (5mins) values are not included in calculation of Leq (30mins).
2. Short periods of data gaps in tables are due to suspension of monitoring during replacement of batteries for the sound level meter.

Station: CM16

Date	Start Time	Leq (5mins)	Leq (30mins)	L10 (5mins)	L90 (5mins)
13/09/2024	19:00	66.5		69.5	61.4
13/09/2024	19:05	68.8		72.3	61.1
13/09/2024	19:10	67.4	68.3	70.3	61.8
13/09/2024	19:15	69.5		72.6	62.0
13/09/2024	19:20	68.4		70.1	60.0
13/09/2024	19:25	68.7		68.9	61.1
13/09/2024	19:30	64.9		66.8	60.9
13/09/2024	19:35	66.1		68.0	59.9
13/09/2024	19:40	68.4	67.0	73.5	60.8
13/09/2024	19:45	67.5		70.4	61.8
13/09/2024	19:50	67.2		70.2	62.7
13/09/2024	19:55	67.3		70.2	62.7
13/09/2024	20:00	67.7		70.2	61.4
13/09/2024	20:05	69.0		71.4	63.3
13/09/2024	20:10	67.3	67.7	70.2	62.3
13/09/2024	20:15	66.9		69.1	61.7
13/09/2024	20:20	68.6		71.4	63.9
13/09/2024	20:25	66.1		68.3	62.1
13/09/2024	20:30	69.2		70.1	61.9
13/09/2024	20:35	68.3		70.5	62.0
13/09/2024	20:40	67.8	69.1	69.3	61.3
13/09/2024	20:45	70.0		71.6	67.0
13/09/2024	20:50	68.6		70.1	66.7
13/09/2024	20:55	70.0		71.4	67.8
13/09/2024	21:00	67.2		68.9	61.6
13/09/2024	21:05	67.6		70.5	62.5
13/09/2024	21:10	68.7	69.4	72.4	62.8
13/09/2024	21:15	69.8		72.8	62.7
13/09/2024	21:20	69.7		72.5	62.1
13/09/2024	21:25	71.8		72.6	70.9
13/09/2024	21:30	68.8		71.9	62.9
13/09/2024	21:35	69.2		72.0	62.5
13/09/2024	21:40	66.9	68.4	68.4	63.0
13/09/2024	21:45	66.5		68.2	62.0
13/09/2024	21:50	66.0		67.9	61.5
13/09/2024	21:55	71.0		74.0	62.2
13/09/2024	22:00	66.9		68.6	61.6
13/09/2024	22:05	67.4		69.9	61.6
13/09/2024	22:10	65.8	68.1	68.4	62.2
13/09/2024	22:15	71.7		74.2	64.1
13/09/2024	22:20	66.8		68.2	61.0
13/09/2024	22:25	67.0		70.6	59.8
13/09/2024	22:30	67.1		70.3	61.8
13/09/2024	22:35	66.4		69.3	61.5
13/09/2024	22:40	68.5	66.9	72.4	61.9
13/09/2024	22:45	67.2		68.0	62.0
13/09/2024	22:50	65.5		67.0	62.6
13/09/2024	22:55	66.2		68.3	62.6
		Mean	68.1		
		Maximum	69.4		
		Minimum	66.9		

Date	Start Time	Leq (5mins)	Leq (30mins)	L10 (5mins)	L90 (5mins)
14/09/2024	19:00	66.6		68.6	60.0
14/09/2024	19:05	68.9		73.7	61.2
14/09/2024	19:10	68.2	67.9	71.5	62.5
14/09/2024	19:15	67.6		70.7	63.1
14/09/2024	19:20	67.9		70.7	63.2
14/09/2024	19:25	68.1		71.4	61.7
14/09/2024	19:30	69.6		72.0	63.5
14/09/2024	19:35	67.8		70.9	62.4
14/09/2024	19:40	67.5	68.6	70.3	62.0
14/09/2024	19:45	69.0		72.0	64.2
14/09/2024	19:50	66.6		69.4	62.4
14/09/2024	19:55	70.1		71.0	62.3
14/09/2024	20:00	68.8		71.5	62.3
14/09/2024	20:05	68.1		69.6	61.8
14/09/2024	20:10	70.3	69.2	72.1	67.5
14/09/2024	20:15	69.0		70.5	67.1
14/09/2024	20:20	70.4		72.1	68.2
14/09/2024	20:25	68.1		69.5	62.1
14/09/2024	20:30	68.0		71.2	62.7
14/09/2024	20:35	69.2		72.9	63.2
14/09/2024	20:40	70.3	70.0	73.3	63.2
14/09/2024	20:45	70.0		72.7	62.5
14/09/2024	20:50	72.0		73.0	71.1
14/09/2024	20:55	69.1		71.9	63.4
14/09/2024	21:00	69.8		73.3	62.7
14/09/2024	21:05	67.1		68.6	63.1
14/09/2024	21:10	67.0	68.9	68.9	62.2
14/09/2024	21:15	66.5		68.6	61.7
14/09/2024	21:20	72.2		76.0	63.1
14/09/2024	21:25	67.5		69.2	62.1
14/09/2024	21:30	68.1		70.9	61.9
14/09/2024	21:35	66.1		68.8	62.5
14/09/2024	21:40	72.6	68.8	76.2	64.7
14/09/2024	21:45	67.7		69.6	62.0
14/09/2024	21:50	67.5		70.7	60.4
14/09/2024	21:55	67.6		70.9	62.3
14/09/2024	22:00	66.7		69.6	62.0
14/09/2024	22:05	69.0		73.2	62.5
14/09/2024	22:10	68.2	67.3	68.9	62.9
14/09/2024	22:15	65.9		67.7	62.9
14/09/2024	22:20	66.6		68.6	63.0
14/09/2024	22:25	66.7		69.8	61.1
14/09/2024	22:30	64.7		66.4	59.5
14/09/2024	22:35	67.8		70.6	60.6
14/09/2024	22:40	70.8	67.1	75.4	59.1
14/09/2024	22:45	66.1		71.1	58.7
14/09/2024	22:50	65.1		68.5	58.9
14/09/2024	22:55	63.9		66.5	59.6
		Mean	68.5		
		Maximum	70.0		
		Minimum	67.1		

Date	Start Time	Leq (5mins)	Leq (30mins)	L10 (5mins)	L90 (5mins)
15/09/2024	19:00	74.4		77.0	70.8
15/09/2024	19:05	73.0		75.4	69.8
15/09/2024	19:10	75.1	74.7	77.3	71.9
15/09/2024	19:15	72.2		73.9	70.2
15/09/2024	19:20	75.1		78.3	69.9
15/09/2024	19:25	76.8		80.3	72.0
15/09/2024	19:30	73.5		75.6	69.4
15/09/2024	19:35	75.0		77.3	71.1
15/09/2024	19:40	72.7	74.6	74.1	70.9
15/09/2024	19:45	77.0		80.1	72.3
15/09/2024	19:50	73.0		74.8	69.3
15/09/2024	19:55	74.8		77.7	71.7
15/09/2024	20:00	76.7		79.4	71.6
15/09/2024	20:05	78.2		79.2	70.8
15/09/2024	20:10	78.5	78.5	81.4	69.4
15/09/2024	20:15	81.8		82.3	81.1
15/09/2024	20:20	77.5		81.4	71.0
15/09/2024	20:25	75.1		78.6	71.8
15/09/2024	20:30	74.4		75.5	72.9
15/09/2024	20:35	73.9		75.8	70.6
15/09/2024	20:40	74.1	75.0	74.8	69.9
15/09/2024	20:45	76.1		79.8	70.1
15/09/2024	20:50	74.2		76.0	70.1
15/09/2024	20:55	76.4		77.5	70.9
15/09/2024	21:00	74.2		76.6	70.6
15/09/2024	21:05	78.5		80.5	71.8
15/09/2024	21:10	71.6	74.9	73.4	68.1
15/09/2024	21:15	73.5		76.2	68.3
15/09/2024	21:20	73.7		76.4	69.3
15/09/2024	21:25	74.4		78.3	68.9
15/09/2024	21:30	77.9		82.1	69.4
15/09/2024	21:35	73.0		75.2	68.8
15/09/2024	21:40	72.1	72.9	74.3	68.2
15/09/2024	21:45	68.2		75.0	67.6
15/09/2024	21:50	67.2		75.5	65.1
15/09/2024	21:55	67.9		72.1	66.1
15/09/2024	22:00	71.7		76.4	67.1
15/09/2024	22:05	67.3		81.4	67.2
15/09/2024	22:10	67.6	69.3	75.4	67.4
15/09/2024	22:15	68.1		75.4	65.9
15/09/2024	22:20	68.1		73.0	65.9
15/09/2024	22:25	70.7		72.7	69.4
15/09/2024	22:30	70.3		79.4	70.1
15/09/2024	22:35	70.8		78.1	65.7
15/09/2024	22:40	68.2	69.5	73.2	67.0
15/09/2024	22:45	68.0		76.3	67.1
15/09/2024	22:50	70.0		74.9	68.0
15/09/2024	22:55	68.6		78.6	67.4
		Mean	73.7		
		Maximum	78.5		
		Minimum	69.3		

Station: CM16

Date	Start Time	Leq (5mins)	Leq (30mins)	L10 (5mins)	L90 (5mins)
16/09/2024	19:00	70.9		74.0	65.3
16/09/2024	19:05	67.7		69.4	65.3
16/09/2024	19:10	70.1	70.8	72.3	66.7
16/09/2024	19:15	71.9		74.6	66.7
16/09/2024	19:20	70.7		72.2	65.5
16/09/2024	19:25	72.0		74.5	65.4
16/09/2024	19:30	73.5		75.7	68.3
16/09/2024	19:35	70.0		72.3	64.2
16/09/2024	19:40	69.2	70.6	71.8	65.2
16/09/2024	19:45	71.0		74.0	65.1
16/09/2024	19:50	69.0		72.3	64.9
16/09/2024	19:55	69.0		71.9	64.6
16/09/2024	20:00	72.2		74.8	66.0
16/09/2024	20:05	72.6		75.5	66.3
16/09/2024	20:10	70.8	70.8	73.3	65.7
16/09/2024	20:15	69.3		72.4	64.1
16/09/2024	20:20	68.9		71.6	64.2
16/09/2024	20:25	69.4		73.4	63.2
16/09/2024	20:30	71.3		75.0	65.0
16/09/2024	20:35	72.2		74.7	64.4
16/09/2024	20:40	69.8	71.4	71.8	64.2
16/09/2024	20:45	71.5		75.3	65.0
16/09/2024	20:50	70.0		72.5	64.6
16/09/2024	20:55	72.6		74.9	64.8
16/09/2024	21:00	72.2		74.7	64.4
16/09/2024	21:05	72.0		75.1	65.1
16/09/2024	21:10	70.2	71.4	72.2	66.7
16/09/2024	21:15	69.9		71.7	64.5
16/09/2024	21:20	71.4		73.2	64.6
16/09/2024	21:25	71.9		75.2	64.9
16/09/2024	21:30	69.0		71.9	63.6
16/09/2024	21:35	73.4		78.3	63.4
16/09/2024	21:40	67.4	70.6	70.0	63.3
16/09/2024	21:45	71.4		74.1	64.7
16/09/2024	21:50	69.1		72.5	64.6
16/09/2024	21:55	70.7		73.5	66.5
16/09/2024	22:00	71.2		73.4	64.6
16/09/2024	22:05	69.2		72.2	64.6
16/09/2024	22:10	68.0	69.2	70.6	63.1
16/09/2024	22:15	66.7		69.7	62.5
16/09/2024	22:20	69.9		73.4	63.4
16/09/2024	22:25	68.8		72.3	63.7
16/09/2024	22:30	72.4		74.6	68.4
16/09/2024	22:35	72.7		76.6	64.9
16/09/2024	22:40	70.8	71.6	74.1	64.2
16/09/2024	22:45	73.0		76.0	66.5
16/09/2024	22:50	69.2		71.9	64.6
16/09/2024	22:55	70.2		72.1	65.3
		Mean	70.8		
		Maximum	71.6		
		Minimum	69.2		

Date	Start Time	Leq (5mins)	Leq (30mins)	L10 (5mins)	L90 (5mins)
17/09/2024	19:00	72.4		75.1	67.0
17/09/2024	19:05	68.9		70.7	66.5
17/09/2024	19:10	71.6	72.3	74.0	68.1
17/09/2024	19:15	73.6		76.5	68.5
17/09/2024	19:20	72.2		73.8	66.7
17/09/2024	19:25	73.4		75.8	66.8
17/09/2024	19:30	75.1		77.6	69.9
17/09/2024	19:35	71.4		73.7	65.6
17/09/2024	19:40	70.6	72.1	73.6	66.5
17/09/2024	19:45	72.5		75.3	67.1
17/09/2024	19:50	70.4		73.9	66.2
17/09/2024	19:55	70.4		73.3	66.0
17/09/2024	20:00	73.7		76.4	67.3
17/09/2024	20:05	74.1		76.8	67.8
17/09/2024	20:10	72.3	72.3	75.0	66.9
17/09/2024	20:15	70.6		73.4	65.5
17/09/2024	20:20	70.8		72.9	66.9
17/09/2024	20:25	71.0		74.9	65.2
17/09/2024	20:30	72.9		76.5	66.6
17/09/2024	20:35	74.1		76.9	66.1
17/09/2024	20:40	71.7	73.1	74.4	65.6
17/09/2024	20:45	73.2		76.9	66.2
17/09/2024	20:50	71.7		74.2	66.6
17/09/2024	20:55	74.3		76.5	66.1
17/09/2024	21:00	74.3		77.1	65.9
17/09/2024	21:05	73.6		77.8	66.2
17/09/2024	21:10	71.8	73.1	74.1	68.3
17/09/2024	21:15	71.5		73.3	66.2
17/09/2024	21:20	73.2		74.4	66.1
17/09/2024	21:25	73.5		77.3	66.7
17/09/2024	21:30	70.5		73.1	65.0
17/09/2024	21:35	74.8		79.5	64.8
17/09/2024	21:40	68.9	72.2	71.9	64.5
17/09/2024	21:45	73.3		76.2	65.8
17/09/2024	21:50	70.7		74.1	65.8
17/09/2024	21:55	72.3		74.9	67.8
17/09/2024	22:00	72.8		74.9	66.0
17/09/2024	22:05	70.6		73.4	65.8
17/09/2024	22:10	69.6	70.8	72.0	64.5
17/09/2024	22:15	68.3		71.3	63.8
17/09/2024	22:20	71.5		75.4	64.8
17/09/2024	22:25	70.4		74.4	65.0
17/09/2024	22:30	73.9		75.7	70.2
17/09/2024	22:35	74.6		78.4	66.1
17/09/2024	22:40	72.4	73.2	75.6	65.5
17/09/2024	22:45	74.3		77.3	67.9
17/09/2024	22:50	70.8		73.5	65.8
17/09/2024	22:55	71.6		73.8	66.6
		Mean	72.4		
		Maximum	73.2		
		Minimum	70.8		

Date	Start Time	Leq (5mins)	Leq (30mins)	L10 (5mins)	L90 (5mins)
18/09/2024	19:00	69.3		72.6	63.2
18/09/2024	19:05	65.6		67.4	62.8
18/09/2024	19:10	68.5	69.1	71.2	64.4
18/09/2024	19:15	70.6		73.5	64.6
18/09/2024	19:20	68.8		71.0	63.0
18/09/2024	19:25	70.3		72.9	63.4
18/09/2024	19:30	72.7		74.3	66.5
18/09/2024	19:35	68.0		70.6	62.2
18/09/2024	19:40	67.1	69.1	70.2	62.7
18/09/2024	19:45	69.2		71.8	63.3
18/09/2024	19:50	67.2		70.6	62.7
18/09/2024	19:55	67.5		69.9	62.5
18/09/2024	20:00	70.6		73.7	63.4
18/09/2024	20:05	71.3		74.6	64.0
18/09/2024	20:10	69.3	69.5	72.6	63.3
18/09/2024	20:15	67.5		70.3	61.9
18/09/2024	20:20	68.6		71.5	63.3
18/09/2024	20:25	68.4		72.1	61.4
18/09/2024	20:30	70.4		74.7	62.9
18/09/2024	20:35	71.9		74.0	62.3
18/09/2024	20:40	69.7	70.4	70.7	61.8
18/09/2024	20:45	70.0		73.6	62.6
18/09/2024	20:50	69.2		72.2	62.4
18/09/2024	20:55	70.8		73.3	62.6
18/09/2024	21:00	72.8		75.1	62.1
18/09/2024	21:05	70.5		73.9	62.6
18/09/2024	21:10	68.9	70.5	71.3	64.8
18/09/2024	21:15	68.4		70.3	62.6
18/09/2024	21:20	70.6		71.7	62.5
18/09/2024	21:25	70.3		74.1	63.1
18/09/2024	21:30	67.3		70.5	61.3
18/09/2024	21:35	71.3		75.7	61.1
18/09/2024	21:40	66.0	69.2	68.8	60.9
18/09/2024	21:45	70.8		72.9	62.2
18/09/2024	21:50	67.6		70.8	62.0
18/09/2024	21:55	69.5		72.7	64.2
18/09/2024	22:00	69.6		71.4	62.4
18/09/2024	22:05	67.2		70.2	62.0
18/09/2024	22:10	66.9	67.7	69.2	60.6
18/09/2024	22:15	65.1		68.3	60.0
18/09/2024	22:20	68.8		72.4	61.2
18/09/2024	22:25	67.3		70.5	61.3
18/09/2024	22:30	70.9		72.8	66.5
18/09/2024	22:35	72.4		75.2	62.4
18/09/2024	22:40	69.2	70.2	72.7	61.7
18/09/2024	22:45	70.8		73.8	64.0
18/09/2024	22:50	68.0		70.1	62.3
18/09/2024	22:55	68.3		70.3	63.0
		Mean	69.5		
		Maximum	70.5		
		Minimum	67.7		

Station: CM16

Date	Start Time	Leq (5mins)	Leq (30mins)	L10 (5mins)	L90 (5mins)
19/09/2024	19:01	73.4		75.1	67.9
19/09/2024	19:06	74.4		76.7	68.2
19/09/2024	19:11	72.3	72.9	74.6	68.1
19/09/2024	19:16	72.7		75.4	67.8
19/09/2024	19:21	73.0		76.2	66.9
19/09/2024	19:26	71.2		73.1	67.6
19/09/2024	19:31	74.0		76.3	70.0
19/09/2024	19:36	74.9		76.1	70.1
19/09/2024	19:41	74.8	74.1	77.1	68.5
19/09/2024	19:46	72.4		74.9	67.8
19/09/2024	19:51	71.2		73.7	65.2
19/09/2024	19:56	75.6		77.7	68.9
19/09/2024	20:01	72.7		76.5	67.5
19/09/2024	20:06	73.9		77.0	68.5
19/09/2024	20:11	74.6	72.6	79.1	66.7
19/09/2024	20:16	71.1		72.9	64.9
19/09/2024	20:21	69.1		72.0	64.7
19/09/2024	20:26	72.4		75.1	64.9
19/09/2024	20:31	70.9		74.1	65.7
19/09/2024	20:36	73.1		75.4	66.6
19/09/2024	20:41	72.3	71.5	75.1	65.8
19/09/2024	20:46	73.2		75.5	65.2
19/09/2024	20:51	68.1		70.3	63.4
19/09/2024	20:56	69.1		73.0	61.9
19/09/2024	21:01	71.2		74.3	62.9
19/09/2024	21:06	71.8		73.5	63.4
19/09/2024	21:11	70.4	70.1	73.9	62.7
19/09/2024	21:16	66.1		69.4	60.3
19/09/2024	21:21	68.2		71.2	62.4
19/09/2024	21:26	70.6		74.9	62.3
19/09/2024	21:31	68.1		71.2	62.8
19/09/2024	21:36	68.5		72.0	62.6
19/09/2024	21:41	69.4	68.3	73.6	61.1
19/09/2024	21:46	66.9		69.9	60.8
19/09/2024	21:51	69.7		73.1	60.8
19/09/2024	21:56	66.0		69.0	60.6
19/09/2024	22:01	70.0		73.2	62.1
19/09/2024	22:06	71.6		73.9	64.7
19/09/2024	22:11	69.6	70.7	71.7	62.5
19/09/2024	22:16	68.0		71.9	62.9
19/09/2024	22:21	70.2		73.7	63.1
19/09/2024	22:26	73.0		75.3	62.5
19/09/2024	22:31	69.3		72.2	61.2
19/09/2024	22:36	68.0		71.1	62.3
19/09/2024	22:41	68.7	68.0	72.1	62.0
19/09/2024	22:46	67.7		73.1	59.3
19/09/2024	22:51	67.2		69.2	60.7
19/09/2024	22:56	66.9		69.6	61.4
		Mean	71.0		
		Maximum	74.1		
		Minimum	68.0		

Date	Start Time	Leq (5mins)	Leq (30mins)	L10 (5mins)	L90 (5mins)
20/09/2024	19:01	76.9		77.2	68.6
20/09/2024	19:06	77.7		80.0	69.0
20/09/2024	19:11	75.2	76.0	78.0	69.2
20/09/2024	19:16	75.5		78.0	69.1
20/09/2024	19:21	75.9		79.6	68.1
20/09/2024	19:26	73.5		75.8	68.5
20/09/2024	19:31	77.3		78.4	70.5
20/09/2024	19:36	77.7		79.0	70.8
20/09/2024	19:41	76.7	77.0	78.7	69.6
20/09/2024	19:46	75.2		77.0	68.7
20/09/2024	19:51	73.0		75.6	66.1
20/09/2024	19:56	79.4		80.6	69.8
20/09/2024	20:01	75.7		79.7	68.4
20/09/2024	20:06	77.3		81.0	69.2
20/09/2024	20:11	77.5	75.4	82.0	67.3
20/09/2024	20:16	73.1		75.0	65.7
20/09/2024	20:21	71.8		75.2	66.2
20/09/2024	20:26	74.2		76.2	65.5
20/09/2024	20:31	74.1		77.7	66.2
20/09/2024	20:36	76.5		78.2	67.2
20/09/2024	20:41	75.4	74.3	78.5	66.3
20/09/2024	20:46	75.3		78.1	65.9
20/09/2024	20:51	69.3		71.8	64.5
20/09/2024	20:56	70.9		74.0	62.5
20/09/2024	21:01	73.5		76.4	64.3
20/09/2024	21:06	73.9		75.0	64.2
20/09/2024	21:11	71.9	71.9	75.4	63.6
20/09/2024	21:16	68.4		71.3	60.8
20/09/2024	21:21	69.3		72.2	63.0
20/09/2024	21:26	72.0		75.8	63.0
20/09/2024	21:31	69.9		72.7	63.7
20/09/2024	21:36	69.8		73.0	63.4
20/09/2024	21:41	70.9	69.7	75.8	61.9
20/09/2024	21:46	68.0		70.9	61.3
20/09/2024	21:51	70.7		74.1	61.4
20/09/2024	21:56	68.3		71.2	61.2
20/09/2024	22:01	71.2		74.3	62.9
20/09/2024	22:06	72.7		75.0	65.5
20/09/2024	22:11	71.5	72.0	73.3	63.4
20/09/2024	22:16	69.0		72.7	63.9
20/09/2024	22:21	71.5		74.8	63.8
20/09/2024	22:26	74.3		76.7	63.1
20/09/2024	22:31	70.5		73.4	62.0
20/09/2024	22:36	69.5		72.2	63.2
20/09/2024	22:41	73.0	71.7	76.3	65.8
20/09/2024	22:46	71.8		77.0	63.3
20/09/2024	22:51	72.3		74.8	64.5
20/09/2024	22:56	72.4		74.5	65.2
		Mean	73.5		
		Maximum	77.0		
		Minimum	69.7		

Date	Start Time	Leq (5mins)	Leq (30mins)	L10 (5mins)	L90 (5mins)
21/09/2024	19:01	67.9		69.0	61.0
21/09/2024	19:06	65.7		69.6	60.4
21/09/2024	19:11	70.3	68.9	73.2	61.6
21/09/2024	19:16	67.6		70.8	63.7
21/09/2024	19:21	67.5		70.2	62.3
21/09/2024	19:26	71.7		73.9	63.9
21/09/2024	19:31	65.8		68.3	61.6
21/09/2024	19:36	66.8		68.9	62.2
21/09/2024	19:41	68.0	68.6	70.1	63.0
21/09/2024	19:46	71.9		75.5	61.8
21/09/2024	19:51	67.1		69.8	61.3
21/09/2024	19:56	69.0		71.7	63.2
21/09/2024	20:01	66.9		70.0	61.2
21/09/2024	20:06	66.2		67.9	62.1
21/09/2024	20:11	66.9	67.0	69.2	60.4
21/09/2024	20:16	68.7		69.1	60.5
21/09/2024	20:21	66.8		69.3	62.0
21/09/2024	20:26	66.1		68.7	63.1
21/09/2024	20:31	68.1		70.9	62.3
21/09/2024	20:36	67.8		69.0	65.7
21/09/2024	20:41	70.0	68.5	74.0	64.8
21/09/2024	20:46	67.8		69.7	61.9
21/09/2024	20:51	66.9		70.1	61.0
21/09/2024	20:56	69.5		71.4	63.0
21/09/2024	21:01	68.4		72.3	62.0
21/09/2024	21:06	68.0		71.1	60.2
21/09/2024	21:11	65.9	67.5	68.6	61.2
21/09/2024	21:16	68.6		72.4	62.4
21/09/2024	21:21	66.3		69.1	62.0
21/09/2024	21:26	67.1		70.2	62.9
21/09/2024	21:31	68.9		71.0	64.0
21/09/2024	21:36	68.2		69.8	63.8
21/09/2024	21:41	67.3	68.3	68.5	62.4
21/09/2024	21:46	67.3		69.4	62.4
21/09/2024	21:51	69.4		73.0	64.1
21/09/2024	21:56	68.5		70.8	63.1
21/09/2024	22:01	66.5		69.3	62.6
21/09/2024	22:06	67.6		69.6	63.0
21/09/2024	22:11	66.4	66.5	68.8	62.0
21/09/2024	22:16	65.9		69.1	60.9
21/09/2024	22:21	66.4		69.6	61.2
21/09/2024	22:26	66.0		67.7	62.5
21/09/2024	22:31	66.8		69.5	61.9
21/09/2024	22:36	65.5		68.5	61.1
21/09/2024	22:41	69.5	67.6	71.1	62.0
21/09/2024	22:46	67.5		70.4	62.3
21/09/2024	22:51	67.9		70.0	61.4
21/09/2024	22:56	67.4		70.4	62.9
		Mean	67.9		
		Maximum	68.9		
		Minimum	66.5		

Station: CM16

Date	Start Time	Leq (5mins)	Leq (30mins)	L10 (5mins)	L90 (5mins)
22/09/2024	19:01	68.0	68.6	70.0	63.3
22/09/2024	19:06	68.8		71.0	63.5
22/09/2024	19:11	71.3		75.1	63.7
22/09/2024	19:16	67.6		70.5	62.8
22/09/2024	19:21	67.0		69.6	62.2
22/09/2024	19:26	67.6		70.7	62.4
22/09/2024	19:31	66.6	68.7	69.3	62.2
22/09/2024	19:36	71.8		74.0	64.5
22/09/2024	19:41	69.2		70.3	62.1
22/09/2024	19:46	66.9		69.9	61.3
22/09/2024	19:51	67.5		70.6	61.9
22/09/2024	19:56	67.9		70.6	62.4
22/09/2024	20:01	69.0	68.8	72.1	63.6
22/09/2024	20:06	71.3		72.5	67.4
22/09/2024	20:11	70.0		71.8	67.0
22/09/2024	20:16	66.6		69.9	62.1
22/09/2024	20:21	65.8		68.7	60.8
22/09/2024	20:26	67.5		71.3	60.9
22/09/2024	20:31	67.2	67.5	70.2	61.2
22/09/2024	20:36	66.4		69.8	60.9
22/09/2024	20:41	67.3		71.2	61.0
22/09/2024	20:46	67.3		68.2	60.5
22/09/2024	20:51	68.6		72.2	60.7
22/09/2024	20:56	67.9		70.8	61.4
22/09/2024	21:01	68.8	67.1	71.0	63.9
22/09/2024	21:06	66.2		69.1	61.2
22/09/2024	21:11	64.6		67.3	60.9
22/09/2024	21:16	68.5		72.0	61.4
22/09/2024	21:21	66.3		69.0	60.8
22/09/2024	21:26	66.9		68.5	62.6
22/09/2024	21:31	69.2	67.3	72.4	60.9
22/09/2024	21:36	64.2		66.9	60.4
22/09/2024	21:41	67.9		71.7	61.1
22/09/2024	21:46	65.0		68.3	60.5
22/09/2024	21:51	68.0		70.0	61.7
22/09/2024	21:56	67.5		70.0	62.4
22/09/2024	22:01	66.4	67.0	68.6	61.4
22/09/2024	22:06	67.6		70.6	61.5
22/09/2024	22:11	67.6		69.1	60.9
22/09/2024	22:16	68.3		71.2	61.6
22/09/2024	22:21	65.6		67.6	61.5
22/09/2024	22:26	65.5		68.6	61.0
22/09/2024	22:31	68.5	67.1	71.2	61.7
22/09/2024	22:36	68.7		71.2	63.6
22/09/2024	22:41	65.9		68.1	61.6
22/09/2024	22:46	66.2		68.8	61.8
22/09/2024	22:51	66.0		68.1	62.0
22/09/2024	22:56	65.9		68.2	61.3
		Mean	67.8		
		Maximum	68.8		
		Minimum	67.0		

Date	Start Time	Leq (5mins)	Leq (30mins)	L10 (5mins)	L90 (5mins)
23/09/2024	19:01	71.9	71.5	74.5	67.2
23/09/2024	19:06	70.0		73.0	65.0
23/09/2024	19:11	73.4		74.7	66.3
23/09/2024	19:16	71.4		73.7	66.3
23/09/2024	19:21	70.6		74.2	64.3
23/09/2024	19:26	70.6		73.1	63.9
23/09/2024	19:31	69.4	70.5	71.7	63.6
23/09/2024	19:36	70.5		72.6	64.5
23/09/2024	19:41	68.7		70.4	62.9
23/09/2024	19:46	70.2		73.0	63.1
23/09/2024	19:51	72.3		74.8	63.5
23/09/2024	19:56	71.2		72.7	66.0
23/09/2024	20:01	71.5	70.9	73.8	65.2
23/09/2024	20:06	71.1		74.5	65.9
23/09/2024	20:11	71.8		75.4	63.6
23/09/2024	20:16	70.5		73.3	63.6
23/09/2024	20:21	69.8		71.9	64.3
23/09/2024	20:26	70.1		72.9	61.6
23/09/2024	20:31	67.9	69.6	70.0	63.4
23/09/2024	20:36	70.2		73.1	64.3
23/09/2024	20:41	68.2		70.9	63.2
23/09/2024	20:46	71.7		73.9	65.2
23/09/2024	20:51	69.3		72.2	65.7
23/09/2024	20:56	68.8		71.9	64.4
23/09/2024	21:01	69.8	70.2	71.9	64.9
23/09/2024	21:06	68.4		70.9	64.6
23/09/2024	21:11	70.3		73.6	64.0
23/09/2024	21:16	71.8		73.7	64.7
23/09/2024	21:21	67.8		71.2	62.2
23/09/2024	21:26	71.4		74.3	64.5
23/09/2024	21:31	66.0	66.9	69.3	60.4
23/09/2024	21:36	67.9		71.7	61.1
23/09/2024	21:41	65.0		68.3	60.5
23/09/2024	21:46	68.0		70.0	61.7
23/09/2024	21:51	67.5		70.0	62.4
23/09/2024	21:56	66.4		68.6	61.4
23/09/2024	22:01	67.6	67.3	70.6	61.5
23/09/2024	22:06	67.6		69.1	60.9
23/09/2024	22:11	68.3		71.2	61.6
23/09/2024	22:16	65.6		67.6	61.5
23/09/2024	22:21	65.5		68.6	61.0
23/09/2024	22:26	68.5		71.2	61.7
23/09/2024	22:31	68.7	66.7	71.2	63.6
23/09/2024	22:36	65.9		68.1	61.6
23/09/2024	22:41	66.2		68.8	61.8
23/09/2024	22:46	66.0		68.1	62.0
23/09/2024	22:51	65.9		68.2	61.3
23/09/2024	22:56	66.8		69.7	62.1
		Mean	69.2		
		Maximum	71.5		
		Minimum	66.7		

Date	Start Time	Leq (5mins)	Leq (30mins)	L10 (5mins)	L90 (5mins)
24/09/2024	19:01	71.9	73.4	75.7	65.7
24/09/2024	19:06	77.1		77.5	67.0
24/09/2024	19:11	73.3		76.7	66.9
24/09/2024	19:16	71.7		75.4	65.3
24/09/2024	19:21	72.1		74.1	64.7
24/09/2024	19:26	71.3		73.9	64.4
24/09/2024	19:31	73.7	73.3	75.7	65.3
24/09/2024	19:36	72.3		72.6	63.8
24/09/2024	19:41	72.2		74.4	64.0
24/09/2024	19:46	73.9		76.9	64.1
24/09/2024	19:51	72.8		74.0	66.8
24/09/2024	19:56	74.6		75.8	65.8
24/09/2024	20:01	72.3	71.6	75.7	66.5
24/09/2024	20:06	73.1		77.1	64.1
24/09/2024	20:11	71.7		74.1	64.2
24/09/2024	20:16	70.9		73.0	65.1
24/09/2024	20:21	71.6		74.0	62.1
24/09/2024	20:26	69.0		71.5	64.1
24/09/2024	20:31	71.3	71.4	74.5	64.9
24/09/2024	20:36	70.3		72.4	63.8
24/09/2024	20:41	73.5		75.7	65.8
24/09/2024	20:46	70.9		74.0	66.2
24/09/2024	20:51	70.4		74.0	65.0
24/09/2024	20:56	71.3		74.4	65.4
24/09/2024	21:01	70.4	71.7	72.7	65.1
24/09/2024	21:06	71.7		75.2	64.7
24/09/2024	21:11	74.1		76.3	65.8
24/09/2024	21:16	70.3		73.4	63.0
24/09/2024	21:21	73.1		76.3	65.8
24/09/2024	21:26	67.3		71.2	60.4
24/09/2024	21:31	67.9	67.2	71.7	61.1
24/09/2024	21:36	65.0		68.3	60.5
24/09/2024	21:41	68.0		70.0	61.7
24/09/2024	21:46	67.5		70.0	62.4
24/09/2024	21:51	66.4		68.6	61.4
24/09/2024	21:56	67.6		70.6	61.5
24/09/2024	22:01	67.6	67.6	69.1	60.9
24/09/2024	22:06	68.3		71.2	61.6
24/09/2024	22:11	65.6		67.6	61.5
24/09/2024	22:16	65.5		68.6	61.0
24/09/2024	22:21	68.5		71.2	61.7
24/09/2024	22:26	68.7		71.2	63.6
24/09/2024	22:31	65.9	66.0	68.1	61.6
24/09/2024	22:36	66.2		68.8	61.8
24/09/2024	22:41	66.0		68.1	62.0
24/09/2024	22:46	65.9		68.2	61.3
24/09/2024	22:51	66.8		69.7	62.1
24/09/2024	22:56	65.2		67.6	61.6
		Mean	70.3		
		Maximum	73.4		
		Minimum	66.0		

Station: CM16

Date	Start Time	Leq (5mins)	Leq (30mins)	L10 (5mins)	L90 (5mins)
25/09/2024	19:01	77.2	77.7	79.8	72.5
25/09/2024	19:06	77.1		80.0	73.5
25/09/2024	19:11	80.0		84.9	71.5
25/09/2024	19:16	76.1		79.5	70.8
25/09/2024	19:21	77.8		80.4	70.9
25/09/2024	19:26	76.6		80.8	71.5
25/09/2024	19:31	73.6	77.7	76.0	70.2
25/09/2024	19:36	77.5		81.0	71.5
25/09/2024	19:41	77.8		81.4	70.7
25/09/2024	19:46	78.4		80.8	74.6
25/09/2024	19:51	77.4		80.2	74.0
25/09/2024	19:56	79.4		83.1	74.4
25/09/2024	20:01	77.7	77.2	80.7	72.9
25/09/2024	20:06	77.9		81.3	73.0
25/09/2024	20:11	77.3		79.4	72.2
25/09/2024	20:16	77.8		80.7	71.8
25/09/2024	20:21	74.9		77.0	72.0
25/09/2024	20:26	76.9		80.2	72.1
25/09/2024	20:31	74.3	77.3	76.6	71.5
25/09/2024	20:36	79.8		82.4	73.3
25/09/2024	20:41	78.2		79.8	73.5
25/09/2024	20:46	75.1		77.3	72.3
25/09/2024	20:51	78.3		81.9	73.1
25/09/2024	20:56	75.3		77.3	73.0
25/09/2024	21:01	78.5	76.6	80.8	72.9
25/09/2024	21:06	79.8		80.8	72.2
25/09/2024	21:11	74.2		76.7	70.2
25/09/2024	21:16	78.1		79.7	71.4
25/09/2024	21:21	71.3		75.9	60.4
25/09/2024	21:26	67.9		71.7	61.1
25/09/2024	21:31	65.0	67.1	68.3	60.5
25/09/2024	21:36	68.0		70.0	61.7
25/09/2024	21:41	67.5		70.0	62.4
25/09/2024	21:46	66.4		68.6	61.4
25/09/2024	21:51	67.6		70.6	61.5
25/09/2024	21:56	67.6		69.1	60.9
25/09/2024	22:01	68.3	67.3	71.2	61.6
25/09/2024	22:06	65.6		67.6	61.5
25/09/2024	22:11	65.5		68.6	61.0
25/09/2024	22:16	68.5		71.2	61.7
25/09/2024	22:21	68.7		71.2	63.6
25/09/2024	22:26	65.9		68.1	61.6
25/09/2024	22:31	66.2	66.1	68.8	61.8
25/09/2024	22:36	66.0		68.1	62.0
25/09/2024	22:41	65.9		68.2	61.3
25/09/2024	22:46	66.8		69.7	62.1
25/09/2024	22:51	65.2		67.6	61.6
25/09/2024	22:56	66.1		68.9	61.4
		Mean	73.4		
		Maximum	77.7		
		Minimum	66.1		

Date	Start Time	Leq (5mins)	Leq (30mins)	L10 (5mins)	L90 (5mins)
26/09/2024	19:01	73.2	77.9	76.1	70.5
26/09/2024	19:06	73.5		75.3	71.2
26/09/2024	19:11	74.8		76.0	71.1
26/09/2024	19:16	71.8		73.4	69.3
26/09/2024	19:21	74.4		77.0	71.6
26/09/2024	19:26	84.0		84.1	72.8
26/09/2024	19:31	73.3	73.4	74.7	71.5
26/09/2024	19:36	72.5		74.1	71.0
26/09/2024	19:41	71.1		72.2	69.8
26/09/2024	19:46	72.5		73.8	71.2
26/09/2024	19:51	73.0		76.2	69.8
26/09/2024	19:56	76.1		77.6	72.9
26/09/2024	20:01	71.8	71.8	73.2	70.1
26/09/2024	20:06	71.9		73.0	70.2
26/09/2024	20:11	71.8		73.8	69.1
26/09/2024	20:16	72.2		74.0	69.5
26/09/2024	20:21	71.6		72.7	70.5
26/09/2024	20:26	71.6		72.5	70.3
26/09/2024	20:31	71.4	72.9	72.5	70.1
26/09/2024	20:36	71.8		73.2	70.0
26/09/2024	20:41	71.9		73.4	70.6
26/09/2024	20:46	74.2		75.9	71.9
26/09/2024	20:51	74.3		76.8	71.4
26/09/2024	20:56	72.7		73.7	71.5
26/09/2024	21:01	72.5	72.2	73.4	71.1
26/09/2024	21:06	72.0		73.2	70.0
26/09/2024	21:11	72.1		73.1	70.2
26/09/2024	21:16	71.8		73.0	70.4
26/09/2024	21:21	72.7		73.9	71.2
26/09/2024	21:26	72.0		73.2	70.2
26/09/2024	21:31	70.8	71.6	72.5	68.2
26/09/2024	21:36	71.6		73.2	69.5
26/09/2024	21:41	72.1		73.8	68.7
26/09/2024	21:46	71.5		73.8	68.9
26/09/2024	21:51	71.4		73.1	69.1
26/09/2024	21:56	72.2		73.8	70.2
26/09/2024	22:01	70.8	70.9	72.8	66.7
26/09/2024	22:06	69.8		71.4	66.8
26/09/2024	22:11	69.9		71.0	67.8
26/09/2024	22:16	71.6		72.8	70.1
26/09/2024	22:21	72.2		73.7	70.4
26/09/2024	22:26	70.6		72.6	66.8
26/09/2024	22:31	71.3	70.0	72.8	69.5
26/09/2024	22:36	70.3		72.3	68.0
26/09/2024	22:41	71.3		72.7	69.3
26/09/2024	22:46	69.1		70.9	67.2
26/09/2024	22:51	69.7		70.9	66.8
26/09/2024	22:56	66.8		67.8	66.0
		Mean	72.6		
		Maximum	77.9		
		Minimum	70.0		

Summary of Noise Monitoring Results during 19:00 - 23:00 at CM16	
	Leq (30mins)
Mean	70.6
Maximum	78.5
Minimum	66.0

Station: CM16

Date	Start Time	Leq (5mins)	Leq (30mins)	L10 (5mins)	L90 (5mins)
13/09/2024	23:00	66.1	66.9	69.0	60.2
13/09/2024	23:05	63.9		65.9	58.9
13/09/2024	23:10	67.3		70.1	59.8
13/09/2024	23:15	70.3		75.1	58.9
13/09/2024	23:20	65.7		70.6	58.6
13/09/2024	23:25	64.5		67.9	58.7
13/09/2024	23:30	63.5	65.7	66.2	59.4
13/09/2024	23:35	65.0		66.4	61.1
13/09/2024	23:40	66.2		69.0	61.5
13/09/2024	23:45	68.6		70.4	62.0
13/09/2024	23:50	62.8		65.2	58.3
13/09/2024	23:55	65.5		67.5	59.0
		Mean	66.3		
		Maximum	66.9		
		Minimum	65.7		

Date	Start Time	Leq (5mins)	Leq (30mins)	L10 (5mins)	L90 (5mins)
14/09/2024	0:00	65.0	65.4	67.3	60.1
14/09/2024	0:05	68.2		71.1	59.6
14/09/2024	0:10	64.2		67.9	59.4
14/09/2024	0:15	67.2		71.3	59.3
14/09/2024	0:20	61.8		64.4	58.7
14/09/2024	0:25	62.7		66.2	58.3
14/09/2024	0:30	65.6	65.3	67.2	58.3
14/09/2024	0:35	63.4		65.6	59.4
14/09/2024	0:40	63.7		65.6	58.0
14/09/2024	0:45	63.2		66.5	57.7
14/09/2024	0:50	67.4		69.5	58.8
14/09/2024	0:55	66.6		68.1	58.5
14/09/2024	1:00	64.5	64.5	68.3	58.3
14/09/2024	1:05	64.2		67.1	59.2
14/09/2024	1:10	64.6		67.2	59.5
14/09/2024	1:15	66.9		67.6	59.1
14/09/2024	1:20	63.2		65.5	57.7
14/09/2024	1:25	62.4		65.4	58.6
14/09/2024	1:30	62.3	62.6	65.5	59.1
14/09/2024	1:35	63.9		66.6	58.0
14/09/2024	1:40	63.1		65.0	58.5
14/09/2024	1:45	62.1		64.7	57.7
14/09/2024	1:50	61.1		62.9	57.8
14/09/2024	1:55	62.6		65.5	58.5
14/09/2024	2:00	61.2	63.9	63.9	57.8
14/09/2024	2:05	63.6		66.6	57.8
14/09/2024	2:10	65.5		68.0	58.5
14/09/2024	2:15	64.1		67.0	58.4
14/09/2024	2:20	65.0		67.5	57.7
14/09/2024	2:25	62.3		65.2	57.8
14/09/2024	2:30	60.7	61.9	63.6	57.7
14/09/2024	2:35	62.4		65.6	58.7
14/09/2024	2:40	62.9		65.0	58.4
14/09/2024	2:45	62.8		67.2	57.3
14/09/2024	2:50	60.3		60.5	57.3
14/09/2024	2:55	61.3		63.3	58.0
14/09/2024	3:00	60.9	63.2	61.2	57.1
14/09/2024	3:05	63.7		65.2	57.1
14/09/2024	3:10	63.8		66.8	57.6
14/09/2024	3:15	61.3		63.2	57.3
14/09/2024	3:20	64.6		66.7	57.7
14/09/2024	3:25	63.8		65.8	58.5
14/09/2024	3:30	60.4	61.8	61.7	58.5
14/09/2024	3:35	63.2		65.6	58.1
14/09/2024	3:40	61.1		63.9	57.6
14/09/2024	3:45	63.6		65.4	57.8
14/09/2024	3:50	60.0		61.3	57.3
14/09/2024	3:55	61.0		62.6	57.4
14/09/2024	4:00	61.8	62.3	64.7	58.5
14/09/2024	4:05	62.7		64.0	59.4
14/09/2024	4:10	62.5		65.2	59.5
14/09/2024	4:15	63.5		66.1	59.0
14/09/2024	4:20	61.5		64.2	59.0
14/09/2024	4:25	61.7		62.7	58.8
14/09/2024	4:30	62.6	62.6	66.0	58.3
14/09/2024	4:35	60.4		62.3	57.6
14/09/2024	4:40	58.9		59.6	57.6
14/09/2024	4:45	62.1		63.6	58.3
14/09/2024	4:50	63.9		66.8	59.4
14/09/2024	4:55	65.1		67.2	59.3
14/09/2024	5:00	60.2	63.2	61.0	58.7
14/09/2024	5:05	62.5		64.0	58.7
14/09/2024	5:10	64.0		67.5	58.3
14/09/2024	5:15	62.7		65.5	59.3
14/09/2024	5:20	63.4		63.7	59.4
14/09/2024	5:25	65.0		66.8	60.9
14/09/2024	5:30	69.7	68.0	73.1	60.9
14/09/2024	5:35	73.1		73.6	63.4
14/09/2024	5:40	64.6		67.9	60.6
14/09/2024	5:45	62.9		64.9	61.0
14/09/2024	5:50	62.4		64.8	60.5
14/09/2024	5:55	62.1		64.3	60.1
14/09/2024	6:00	67.6	64.8	72.1	59.9
14/09/2024	6:05	64.1		65.8	61.3
14/09/2024	6:10	63.0		64.7	60.2
14/09/2024	6:15	64.8		66.3	60.4
14/09/2024	6:20	64.5		67.0	59.8
14/09/2024	6:25	62.5		65.0	59.6
14/09/2024	6:30	66.5	67.8	70.6	60.5
14/09/2024	6:35	67.7		71.4	61.8
14/09/2024	6:40	67.2		70.2	61.0
14/09/2024	6:45	69.3		73.5	60.9
14/09/2024	6:50	69.3		72.8	59.9
14/09/2024	6:55	65.1		69.1	59.1
14/09/2024	23:00	65.8	66.5	68.5	61.1
14/09/2024	23:05	66.6		69.7	61.8
14/09/2024	23:10	69.2		71.8	62.4
14/09/2024	23:15	63.4		66.6	58.4
14/09/2024	23:20	66.2		69.0	59.1
14/09/2024	23:25	65.4		67.8	60.2
14/09/2024	23:30	69.0	66.1	71.7	59.7
14/09/2024	23:35	64.6		68.5	59.6
14/09/2024	23:40	67.6		71.8	59.5
14/09/2024	23:45	62.2		65.2	58.8
14/09/2024	23:50	63.1		66.5	58.3
14/09/2024	23:55	66.3		68.6	58.4
		Mean	64.4		
		Maximum	68.0		
		Minimum	61.8		

Date	Start Time	Leq (5mins)	Leq (30mins)	L10 (5mins)	L90 (5mins)
15/09/2024	0:00	63.9	65.6	66.3	59.6
15/09/2024	0:05	64.2		66.8	58.4
15/09/2024	0:10	63.7		66.9	57.8
15/09/2024	0:15	67.9		70.4	59.0
15/09/2024	0:20	67.1		68.5	58.6
15/09/2024	0:25	65.1		69.2	58.5
15/09/2024	0:30	64.8	64.8	68.3	59.3
15/09/2024	0:35	65.3		68.7	59.6
15/09/2024	0:40	67.5		68.1	59.2
15/09/2024	0:45	63.7		66.2	57.9
15/09/2024	0:50	62.8		66.0	58.8
15/09/2024	0:55	62.7		66.0	59.4
15/09/2024	1:00	64.4	62.9	67.3	58.1
15/09/2024	1:05	63.7		66.0	58.8
15/09/2024	1:10	62.6		65.5	57.9
15/09/2024	1:15	61.5		63.8	57.9
15/09/2024	1:20	63.0		66.2	58.6
15/09/2024	1:25	61.6		64.4	57.9
15/09/2024	1:30	64.1	64.4	67.2	57.9
15/09/2024	1:35	65.9		68.9	58.7
15/09/2024	1:40	64.8		67.9	58.7
15/09/2024	1:45	65.7		68.7	57.8
15/09/2024	1:50	63.0		66.0	57.9
15/09/2024	1:55	61.1		64.5	57.8
15/09/2024	2:00	62.8	62.4	66.0	58.8
15/09/2024	2:05	63.5		66.0	58.5
15/09/2024	2:10	63.4		67.8	57.5
15/09/2024	2:15	60.7		61.1	57.4
15/09/2024	2:20	61.9		64.0	58.1
15/09/2024	2:25	61.5		62.5	57.2
15/09/2024	2:30	64.7	64.0	67.8	57.2
15/09/2024	2:35	64.4		67.7	57.7
15/09/2024	2:40	61.7		64.1	57.5
15/09/2024	2:45	65.5		67.6	57.8
15/09/2024	2:50	65.2		66.6	58.6
15/09/2024	2:55	60.7		62.2	58.6
15/09/2024	3:00	63.8	62.5	66.7	58.4
15/09/2024	3:05	61.7		65.1	57.8
15/09/2024	3:10	64.1		66.3	57.9
15/09/2024	3:15	60.2		62.2	57.5
15/09/2024	3:20	61.6		63.5	57.4
15/09/2024	3:25	62.3		65.3	58.7
15/09/2024	3:30	63.0	62.9	64.6	59.6
15/09/2024	3:35	63.1		66.1	59.6
15/09/2024	3:40	64.0		66.8	59.2
15/09/2024	3:45	61.9		64.9	59.2
15/09/2024	3:50	61.7		63.2	59.0
15/09/2024	3:55	63.3		66.8	58.9
15/09/2024	4:00	60.9	62.9	63.8	57.7
15/09/2024	4:05	58.9		59.8	57.7
15/09/2024	4:10	62.7		64.1	58.3
15/09/2024	4:15	64.4		67.5	59.5
15/09/2024	4:20	65.9		68.9	59.5
15/09/2024	4:25	60.4		61.7	58.7
15/09/2024	4:30	63.0	65.9	64.8	58.8
15/09/2024	4:35	64.5		68.3	58.4
15/09/2024	4:40	63.2		66.1	59.8
15/09/2024	4:45	64.2		64.9	59.9
15/09/2024	4:50	65.4		67.5	61.1
15/09/2024	4:55	70.1		73.6	61.0
15/09/2024	5:00	73.9	68.3	75.2	65.3
15/09/2024	5:05	65.1		68.4	60.7
15/09/2024	5:10	63.3		65.2	61.2
15/09/2024	5:15	62.7		65.1	60.7
15/09/2024	5:20	62.4		64.8	60.2
15/09/2024	5:25	68.2		73.0	60.2
15/09/2024	5:30	64.6	65.0	66.7	61.5
15/09/2024	5:35	63.4		65.0	60.4
15/09/2024	5:40	65.5		67.2	60.8
15/09/2024	5:45	65.2		67.3	60.2
15/09/2024	5:50	62.9		65.7	59.9
15/09/2024	5:55	67.2		71.5	61.3
15/09/2024	6:00	68.5	68.8	72.4	63.4
15/09/2024	6:05	68.6		71.6	62.0
15/09/2024	6:10	69.9		74.3	61.8
15/09/2024	6:15	70.2		73.6	60.5
15/09/2024	6:20	65.8		69.3	59.3
15/09/2024	6:25	68.8		71.4	61.8
15/09/2024	6:30	65.9	68.1	67.8	64.3
15/09/2024	6:35	69.7		73.6	64.3
15/09/2024	6:40	68.1		71.2	64.1
15/09/2024	6:45	66.3		68.7	63.8
15/09/2024	6:50	67.7		71.6	64.0
15/09/2024	6:55	69.7		72.9	64.5
15/09/2024	23:00	70.0	67.9	75.3	68.6
15/09/2024	23:05	68.3		79.8	64.9
15/09/2024	23:10	67.3		71.9	64.7
15/09/2024	23:15	66.2		72.3	65.8
15/09/2024	23:20	68.1		73.7	65.5
15/09/2024	23:25	66.2		77.9	65.4
15/09/2024	23:30	65.1	67.2	72.6	64.7
15/09/2024	23:35	68.8		73.4	65.1
15/09/2024	23:40	68.8		77.1	67.0
15/09/2024	23:45	67.2		74.0	66.4
15/09/2024	23:50	65.4		73.9	65.0
15/09/2024	23:55	66.7		73.9	65.1
		Mean	65.2		
		Maximum	68.8		
		Minimum	62.4		

Station: CM16

Date	Start Time	Leq (5mins)	Leq (30mins)	L10 (5mins)	L90 (5mins)
16/09/2024	0:00	67.5		75.0	66.9
16/09/2024	0:05	67.5		74.2	66.1
16/09/2024	0:10	65.4	66.9	72.6	64.7
16/09/2024	0:15	66.7		72.8	65.2
16/09/2024	0:20	67.5		72.8	65.2
16/09/2024	0:25	66.2		73.2	65.6
16/09/2024	0:30	65.9		71.1	63.9
16/09/2024	0:35	64.6		70.4	62.9
16/09/2024	0:40	64.6	65.3	69.8	62.8
16/09/2024	0:45	66.8		71.8	64.6
16/09/2024	0:50	65.0		70.1	62.7
16/09/2024	0:55	64.7		73.3	60.9
16/09/2024	1:00	65.6		76.4	63.0
16/09/2024	1:05	65.7		71.7	60.2
16/09/2024	1:10	66.3	65.8	73.5	64.5
16/09/2024	1:15	65.4		72.2	64.9
16/09/2024	1:20	65.0		70.0	63.6
16/09/2024	1:25	66.4		74.0	66.3
16/09/2024	1:30	65.4		70.5	64.3
16/09/2024	1:35	64.3		70.0	63.0
16/09/2024	1:40	64.3	64.8	67.6	62.1
16/09/2024	1:45	65.5		71.0	64.6
16/09/2024	1:50	64.6		68.5	62.9
16/09/2024	1:55	64.5		70.3	64.0
16/09/2024	2:00	65.5		72.5	64.9
16/09/2024	2:05	64.8		71.1	64.5
16/09/2024	2:10	64.8	65.2	71.5	60.8
16/09/2024	2:15	65.4		70.9	64.5
16/09/2024	2:20	66.2		69.7	65.3
16/09/2024	2:25	64.5		72.4	64.0
16/09/2024	2:30	66.2		70.1	64.4
16/09/2024	2:35	64.9		71.2	63.4
16/09/2024	2:40	64.8	65.7	68.0	64.2
16/09/2024	2:45	64.1		69.0	62.4
16/09/2024	2:50	66.5		72.9	62.8
16/09/2024	2:55	66.9		72.6	65.8
16/09/2024	3:00	67.2		71.5	66.2
16/09/2024	3:05	66.6		71.7	65.4
16/09/2024	3:10	66.4	66.2	69.8	65.5
16/09/2024	3:15	66.4		70.5	64.2
16/09/2024	3:20	65.2		70.4	63.2
16/09/2024	3:25	64.8		68.1	64.2
16/09/2024	3:30	64.4		67.4	62.7
16/09/2024	3:35	65.4		69.7	62.0
16/09/2024	3:40	66.4	66.1	71.4	63.9
16/09/2024	3:45	66.3		74.8	65.0
16/09/2024	3:50	67.2		68.2	66.1
16/09/2024	3:55	66.4		69.6	59.4
16/09/2024	4:00	66.3		72.4	60.4
16/09/2024	4:05	66.7		71.0	65.0
16/09/2024	4:10	67.1	68.8	71.9	66.0
16/09/2024	4:15	68.6		74.7	67.8
16/09/2024	4:20	69.8		76.5	68.6
16/09/2024	4:25	71.8		76.9	71.2
16/09/2024	4:30	68.6		74.9	68.1
16/09/2024	4:35	69.0		72.8	67.0
16/09/2024	4:40	68.6	69.4	72.4	66.4
16/09/2024	4:45	68.7		72.3	66.7
16/09/2024	4:50	71.8		80.7	67.7
16/09/2024	4:55	68.7		73.4	67.5
16/09/2024	5:00	68.4		71.8	66.3
16/09/2024	5:05	68.0		72.7	66.7
16/09/2024	5:10	67.5	68.6	73.1	66.8
16/09/2024	5:15	67.9		72.1	66.0
16/09/2024	5:20	68.9		76.2	68.0
16/09/2024	5:25	70.3		74.9	68.7
16/09/2024	5:30	69.0		74.0	68.6
16/09/2024	5:35	71.2		76.5	68.5
16/09/2024	5:40	68.8	70.3	74.7	66.7
16/09/2024	5:45	69.7		75.6	66.0
16/09/2024	5:50	71.3		76.9	71.1
16/09/2024	5:55	71.2		74.4	69.9
16/09/2024	6:00	70.8		76.6	70.6
16/09/2024	6:05	72.0		79.5	69.0
16/09/2024	6:10	69.1	72.4	73.3	68.8
16/09/2024	6:15	72.1		78.2	69.6
16/09/2024	6:20	72.1		77.8	70.3
16/09/2024	6:25	75.5		77.6	72.0
16/09/2024	6:30	73.0		76.5	67.0
16/09/2024	6:35	69.9		72.7	65.9
16/09/2024	6:40	72.0	73.0	74.2	68.9
16/09/2024	6:45	74.1		77.3	70.8
16/09/2024	6:50	73.9		75.4	70.7
16/09/2024	6:55	73.8		77.2	69.8
16/09/2024	23:00	70.4		73.6	65.8
16/09/2024	23:05	70.7		72.6	65.1
16/09/2024	23:10	68.7	70.8	70.8	65.7
16/09/2024	23:15	71.4		73.7	66.4
16/09/2024	23:20	71.1		73.3	66.9
16/09/2024	23:25	71.9		74.9	67.7
16/09/2024	23:30	74.3		77.6	69.7
16/09/2024	23:35	72.6		76.2	65.9
16/09/2024	23:40	70.5	71.1	73.1	65.2
16/09/2024	23:45	67.4		69.7	64.3
16/09/2024	23:50	68.2		70.7	64.4
16/09/2024	23:55	69.1		71.9	64.4
		Mean	68.2		
		Maximum	73.0		
		Minimum	64.8		

Date	Start Time	Leq (5mins)	Leq (30mins)	L10 (5mins)	L90 (5mins)
17/09/2024	0:00	70.5		72.8	64.5
17/09/2024	0:05	71.0		74.3	65.0
17/09/2024	0:10	70.4	70.3	73.8	63.6
17/09/2024	0:15	71.8		76.5	63.1
17/09/2024	0:20	68.2		71.7	62.4
17/09/2024	0:25	69.3		72.4	63.4
17/09/2024	0:30	70.9		74.2	63.5
17/09/2024	0:35	67.7		70.1	63.9
17/09/2024	0:40	73.7	70.1	75.1	63.7
17/09/2024	0:45	69.8		73.0	62.8
17/09/2024	0:50	65.7		68.5	62.3
17/09/2024	0:55	68.5		72.7	62.6
17/09/2024	1:00	71.4		73.9	64.7
17/09/2024	1:05	70.6		73.2	62.8
17/09/2024	1:10	67.8	70.3	70.8	62.5
17/09/2024	1:15	68.3		71.0	62.5
17/09/2024	1:20	72.8		74.7	63.7
17/09/2024	1:25	68.1		70.9	62.9
17/09/2024	1:30	71.7		74.8	64.1
17/09/2024	1:35	67.0		69.6	63.5
17/09/2024	1:40	66.6	68.3	67.9	63.5
17/09/2024	1:45	69.1		71.3	63.5
17/09/2024	1:50	66.2		68.8	63.0
17/09/2024	1:55	66.1		68.5	62.6
17/09/2024	2:00	71.7		74.2	64.4
17/09/2024	2:05	72.0		75.7	65.5
17/09/2024	2:10	66.2	69.2	69.0	62.5
17/09/2024	2:15	65.9		68.9	61.8
17/09/2024	2:20	66.3		68.0	62.3
17/09/2024	2:25	68.7		72.2	63.6
17/09/2024	2:30	68.7		71.5	62.6
17/09/2024	2:35	69.7		71.8	61.9
17/09/2024	2:40	66.3	67.8	70.5	61.6
17/09/2024	2:45	67.6		69.7	61.4
17/09/2024	2:50	65.7		68.0	62.4
17/09/2024	2:55	67.3		70.2	61.5
17/09/2024	3:00	68.6		69.9	61.3
17/09/2024	3:05	66.3		70.1	61.2
17/09/2024	3:10	67.1	67.3	69.1	61.3
17/09/2024	3:15	66.2		67.6	61.0
17/09/2024	3:20	66.3		67.5	61.3
17/09/2024	3:25	68.7		70.5	63.7
17/09/2024	3:30	68.1		72.2	62.7
17/09/2024	3:35	71.5		74.0	62.2
17/09/2024	3:40	65.7	68.5	67.3	63.4
17/09/2024	3:45	67.2		70.5	62.8
17/09/2024	3:50	69.2		70.0	61.0
17/09/2024	3:55	66.5		68.7	60.8
17/09/2024	4:00	67.5		70.4	62.6
17/09/2024	4:05	65.2		67.2	62.0
17/09/2024	4:10	64.6	66.4	66.3	61.6
17/09/2024	4:15	67.5		69.0	61.0
17/09/2024	4:20	67.5		70.9	61.4
17/09/2024	4:25	64.6		68.3	60.9
17/09/2024	4:30	63.9		65.9	61.3
17/09/2024	4:35	66.0		68.7	61.0
17/09/2024	4:40	68.9	65.7	70.3	61.8
17/09/2024	4:45	64.8		65.7	62.2
17/09/2024	4:50	64.8		66.8	62.2
17/09/2024	4:55	63.3		64.5	61.4
17/09/2024	5:00	69.3		69.5	61.3
17/09/2024	5:05	62.4		62.7	61.1
17/09/2024	5:10	65.5	66.3	66.4	61.7
17/09/2024	5:15	63.9		66.2	61.5
17/09/2024	5:20	67.7		70.2	61.9
17/09/2024	5:25	65.7		67.9	62.0
17/09/2024	5:30	63.5		64.3	61.8
17/09/2024	5:35	63.9		64.7	61.9
17/09/2024	5:40	64.8	64.4	65.7	62.0
17/09/2024	5:45	65.3		65.5	62.1
17/09/2024	5:50	62.7		63.4	61.8
17/09/2024	5:55	65.6		67.1	62.2
17/09/2024	6:00	68.1		69.3	62.2
17/09/2024	6:05	66.0		68.2	61.0
17/09/2024	6:10	61.8	65.4	62.3	60.9
17/09/2024	6:15	63.6		63.7	60.8
17/09/2024	6:20	64.2		64.4	60.7
17/09/2024	6:25	66.0		66.3	61.7
17/09/2024	6:30	64.1		65.5	61.0
17/09/2024	6:35	64.0		66.6	60.4
17/09/2024	6:40	65.7	64.7	67.4	61.6
17/09/2024	6:45	63.4		64.4	61.6
17/09/2024	6:50	62.9		65.3	61.7
17/09/2024	6:55	66.9		67.8	61.7
17/09/2024	23:00	72.0		75.5	67.1
17/09/2024	23:05	72.2		74.3	66.3
17/09/2024	23:10	70.1	70.4	72.3	67.0
17/09/2024	23:15	69.0		71.8	63.6
17/09/2024	23:20	68.5		70.8	64.2
17/09/2024	23:25	69.4		72.4	65.3
17/09/2024	23:30	71.8		75.7	67.1
17/09/2024	23:35	70.0		73.6	63.8
17/09/2024	23:40	68.0	68.5	71.0	62.5
17/09/2024	23:45	64.8		67.7	61.4
17/09/2024	23:50	65.6		68.1	61.7
17/09/2024	23:55	66.5		69.2	61.7
		Mean	67.7		
		Maximum	70.4		
		Minimum	64.4		

Date	Start Time	Leq (5mins)	Leq (30mins)	L10 (5mins)	L90 (5mins)
18/09/2024	0:00	68.0		70.7	61.6
18/09/2024	0:05	68.8		72.6	62.6
18/09/2024	0:10	68.1	67.9	71.7	60.8
18/09/2024	0:15	69.3		73.6	60.6
18/09/2024	0:20	65.6		69.3	60.0
18/09/2024	0:25	66.8		70.1	60.8
18/09/2024	0:30	68.5		71.8	60.7
18/09/2024	0:35	65.1		67.4	61.0
18/09/2024	0:40	71.5	67.8	72.9	60.9
18/09/2024	0:45	67.3		70.7	60.0
18/09/2024	0:50	63.0		66.0	59.6
18/09/2024	0:55	66.0		70.1	59.8
18/09/2024	1:00	69.0		72.5	62.2
18/09/2024	1:05	68.1		70.9	60.0
18/09/2024	1:10	65.4	68.3	68.3	59.8
18/09/2024	1:15	65.9		69.3	59.8
18/09/2024	1:20	71.7		73.1	61.1
18/09/2024	1:25	65.6		69.0	60.1
18/09/2024	1:30	69.1		72.1	61.5
18/09/2024	1:35	64.4		67.3	60.8
18/09/2024	1:40	64.2	65.8	65.6	60.8
18/09/2024	1:45	66.6		68.7	61.0
18/09/2024	1:50	63.6		66.5	60.1
18/09/2024	1:55	63.5		66.1	59.9
18/09/2024	2:00	69.3		71.9	61.7
18/09/2024	2:05	69.6		73.4	62.9
18/09/2024	2:10	63.7	66.8	66.3	59.7
18/09/2024	2:15	63.5		66.3	59.0
18/09/2024	2:20	64.0		66.3	59.4
18/09/2024	2:25	66.2		70.1	60.8
18/09/2024	2:30	66.4		69.2	59.7
18/09/2024	2:35	67.3		69.8	59.1
18/09/2024	2:40	63.7	65.3	67.8	58.7
18/09/2024	2:45	65.2		68.0	58.4
18/09/2024	2:50	63.1		66.3	59.8
18/09/2024	2:55	64.9		68.0	58.7
18/09/2024	3:00	66.4		68.2	58.5
18/09/2024	3:05	63.8		67.6	58.3
18/09/2024	3:10	64.9	65.0	67.8	58.4
18/09/2024	3:15	63.8		66.3	58.1
18/09/2024	3:20	63.9		65.9	58.4
18/09/2024	3:25	66.4		68.4	60.9
18/09/2024	3:30	65.5		69.5	59.9
18/09/2024	3:35	69.4		71.6	59.3
18/09/2024	3:40	63.0	66.2	65.4	60.5
18/09/2024	3:45	64.8		68.2	60.0
18/09/2024	3:50	67.1		68.9	58.1
18/09/2024	3:55	64.1		66.5	57.9
18/09/2024	4:00	65.1		68.2	59.9
18/09/2024	4:05	62.5		64.6	59.1
18/09/2024	4:10	61.9	63.8	64.4	58.8
18/09/2024	4:15	64.8		66.6	58.1
18/09/2024	4:20	65.2		68.6	58.5
18/09/2024	4:25	62.1		65.7	58.0
18/09/2024	4:30	61.4		63.6	58.5
18/09/2024	4:35	63.6		67.0	58.1
18/09/2024	4:40	67.0	63.4	69.0	59.0
18/09/2024	4:45	62.3		64.2	59.4
18/09/2024	4:50	62.1		64.2	59.3
18/09/2024	4:55	60.8		62.1	58.6
18/09/2024	5:00	66.7		67.7	58.4
18/09/2024	5:05	59.7		59.8	58.2
18/09/2024	5:10	63.0	63.8	64.0	58.8
18/09/2024	5:15	61.2		63.9	58.6
18/09/2024	5:20	65.4		67.7	59.0
18/09/2024	5:25	63.2		65.4	59.1
18/09/2024	5:30	60.8		61.9	58.9
18/09/2024	5:35	61.2		62.4	59.0
18/09/2024	5:40	63.1	62.0	63.4	59.1
18/09/2024	5:45	63.0		63.1	59.2
18/09/2024	5:50	59.9		60.4	58.9
18/09/2024	5:55	63.0		64.5	59.3
18/09/2024	6:00	65.7		67.2	59.3
18/09/2024	6:05	63.5		67.1	58.1
18/09/2024	6:10	59.0	62.9	59.6	58.0
18/09/2024	6:15	60.7		61.1	57.8
18/09/2024	6:20	62.0		62.3	57.8
18/09/2024	6:25	63.6		63.9	58.9
18/09/2024	6:30	61.6		63.1	58.1
18/09/2024	6:35	61.4		64.5	57.5
18/09/2024	6:40	63.3	64.7	65.4	58.8
18/09/2024	6:45	64.7		66.3	62.7
18/09/2024	6:50	64.1		66.4	62.7
18/09/2024	6:55	68.7		70.9	62.8
18/09/2024	23:00	69.2		72.7	63.4
18/09/2024	23:05	69.4		70.8	62.5
18/09/2024	23:10	67.1	69.4	69.8	63.3
18/09/2024	23:15	70.1		72.9	63.8
18/09/2024	23:20	69.3		71.4	64.4
18/09/2024	23:25	70.7		73.9	65.4
18/09/2024	23:30	72.5		76.2	67.2
18/09/2024	23:35	71.3		74.0	64.4
18/09/2024	23:40	69.0	69.4	72.2	63.0
18/09/2024	23:45	65.4		68.3	61.7
18/09/2024	23:50	66.5		69.5	62.1
18/09/2024	23:55	67.4		69.8	61.9
		Mean	65.8		
		Maximum	69.4		
		Minimum	62.0		

Station: CM16

Date	Start Time	Leq (5mins)	Leq (30mins)	L10 (5mins)	L90 (5mins)
19/09/2024	0:00	69.0		71.4	61.9
19/09/2024	0:05	70.5		73.8	62.7
19/09/2024	0:10	69.1	69.0	72.7	61.1
19/09/2024	0:15	69.9		74.2	60.9
19/09/2024	0:20	67.0		70.4	60.2
19/09/2024	0:25	67.5		70.5	61.1
19/09/2024	0:30	69.2		72.7	61.0
19/09/2024	0:35	65.8		68.3	61.2
19/09/2024	0:40	73.2	68.9	74.2	61.2
19/09/2024	0:45	67.9		70.5	60.2
19/09/2024	0:50	63.8		66.3	59.7
19/09/2024	0:55	66.8		70.9	59.9
19/09/2024	1:00	69.8		72.4	62.4
19/09/2024	1:05	68.6		71.1	60.3
19/09/2024	1:10	66.5	68.5	70.1	60.0
19/09/2024	1:15	66.4		69.1	60.0
19/09/2024	1:20	71.0		74.5	61.2
19/09/2024	1:25	66.4		69.5	60.3
19/09/2024	1:30	69.6		72.5	61.8
19/09/2024	1:35	65.1		68.5	61.2
19/09/2024	1:40	65.4	66.7	66.7	61.1
19/09/2024	1:45	68.2		69.7	61.0
19/09/2024	1:50	64.7		67.2	60.4
19/09/2024	1:55	64.3		66.7	60.1
19/09/2024	2:00	69.8		72.6	61.9
19/09/2024	2:05	70.2		74.2	63.0
19/09/2024	2:10	64.1	67.6	67.0	60.0
19/09/2024	2:15	64.9		67.3	59.3
19/09/2024	2:20	65.6		67.2	59.8
19/09/2024	2:25	66.9		70.8	61.0
19/09/2024	2:30	67.3		70.0	60.0
19/09/2024	2:35	68.3		71.0	59.3
19/09/2024	2:40	64.2	66.2	68.4	58.9
19/09/2024	2:45	66.0		68.3	58.8
19/09/2024	2:50	64.0		67.0	59.9
19/09/2024	2:55	65.8		68.8	59.0
19/09/2024	3:00	67.0		68.6	58.7
19/09/2024	3:05	64.4		68.4	58.6
19/09/2024	3:10	66.4	65.7	67.9	58.7
19/09/2024	3:15	64.3		66.0	58.3
19/09/2024	3:20	64.3		65.5	58.6
19/09/2024	3:25	67.0		68.7	61.1
19/09/2024	3:30	65.9		69.9	60.1
19/09/2024	3:35	71.1		72.1	59.5
19/09/2024	3:40	63.4	67.3	66.1	60.7
19/09/2024	3:45	65.4		69.2	60.3
19/09/2024	3:50	68.4		68.8	58.3
19/09/2024	3:55	64.7		67.1	58.1
19/09/2024	4:00	65.7		68.8	60.0
19/09/2024	4:05	63.2		65.4	59.3
19/09/2024	4:10	62.4	64.4	64.6	58.9
19/09/2024	4:15	65.6		67.1	58.4
19/09/2024	4:20	65.5		68.5	58.7
19/09/2024	4:25	62.5		65.8	58.3
19/09/2024	4:30	62.7		64.2	58.7
19/09/2024	4:35	64.6		67.8	58.3
19/09/2024	4:40	68.7	64.7	70.3	59.2
19/09/2024	4:45	63.3		64.6	59.6
19/09/2024	4:50	62.7		64.6	59.5
19/09/2024	4:55	61.8		62.9	58.8
19/09/2024	5:00	67.9		69.9	58.7
19/09/2024	5:05	60.0		60.2	58.4
19/09/2024	5:10	63.6	64.6	64.6	59.0
19/09/2024	5:15	61.9		64.5	58.9
19/09/2024	5:20	65.9		68.2	59.2
19/09/2024	5:25	64.1		66.3	59.3
19/09/2024	5:30	61.1		62.1	59.2
19/09/2024	5:35	61.7		62.8	59.2
19/09/2024	5:40	63.3	62.3	64.1	59.3
19/09/2024	5:45	63.0		63.6	59.4
19/09/2024	5:50	60.2		61.0	59.1
19/09/2024	5:55	63.6		65.0	59.5
19/09/2024	6:00	66.1		67.7	59.5
19/09/2024	6:05	64.0		67.2	58.4
19/09/2024	6:10	59.3	63.4	60.1	58.2
19/09/2024	6:15	61.1		63.0	58.1
19/09/2024	6:20	62.1		62.2	58.0
19/09/2024	6:25	64.3		64.8	59.0
19/09/2024	6:30	62.3		63.4	58.4
19/09/2024	6:35	62.0		64.7	57.7
19/09/2024	6:40	64.1	62.9	65.9	59.0
19/09/2024	6:45	61.1		62.2	58.9
19/09/2024	6:50	60.5		60.6	59.0
19/09/2024	6:55	65.5		66.9	59.0

19/09/2024	23:01	64.7		66.3	59.3
19/09/2024	23:06	67.5		70.3	61.9
19/09/2024	23:11	63.4	65.7	66.3	59.6
19/09/2024	23:16	64.9		67.7	60.3
19/09/2024	23:21	65.6		68.3	61.4
19/09/2024	23:26	67.0		69.8	62.2
19/09/2024	23:31	67.8		70.4	62.7
19/09/2024	23:36	67.6		70.6	63.2
19/09/2024	23:41	68.7	67.4	70.5	63.7
19/09/2024	23:46	66.9		67.7	59.1
19/09/2024	23:51	65.8		68.9	60.8
19/09/2024	23:56	67.2		69.6	62.3
		Mean	66.0		
		Maximum	69.0		
		Minimum	62.3		

Date	Start Time	Leq (5mins)	Leq (30mins)	L10 (5mins)	L90 (5mins)
20/09/2024	0:01	67.6		70.6	62.2
20/09/2024	0:06	67.7		70.8	62.7
20/09/2024	0:11	69.0	67.8	72.1	63.5
20/09/2024	0:16	67.8		70.2	62.3
20/09/2024	0:21	66.0		69.2	58.8
20/09/2024	0:26	68.1		71.8	61.6
20/09/2024	0:31	66.6		69.8	61.3
20/09/2024	0:36	65.8		69.2	60.6
20/09/2024	0:41	63.3	65.9	65.7	60.4
20/09/2024	0:46	65.4		67.0	61.1
20/09/2024	0:51	65.5		66.3	64.7
20/09/2024	0:56	67.7		68.2	64.2
20/09/2024	1:01	66.3		67.6	64.5
20/09/2024	1:06	68.0		70.8	64.4
20/09/2024	1:11	67.7	67.5	69.5	64.1
20/09/2024	1:16	69.7		70.9	64.3
20/09/2024	1:21	66.1		67.0	64.0
20/09/2024	1:26	66.1		67.6	64.1
20/09/2024	1:31	65.4		66.8	63.8
20/09/2024	1:36	65.8		68.2	63.8
20/09/2024	1:41	63.6	64.5	67.5	56.4
20/09/2024	1:46	62.8		65.8	57.3
20/09/2024	1:51	62.9		65.8	58.5
20/09/2024	1:56	65.4		67.8	58.2
20/09/2024	2:01	62.4		65.2	59.5
20/09/2024	2:06	65.5		68.0	59.4
20/09/2024	2:11	62.6	64.9	65.1	59.4
20/09/2024	2:16	64.0		67.4	58.9
20/09/2024	2:21	65.1		67.6	59.5
20/09/2024	2:26	67.5		67.7	61.2
20/09/2024	2:31	64.8		66.9	61.0
20/09/2024	2:36	65.9		69.7	60.3
20/09/2024	2:41	64.5	64.7	69.0	62.2
20/09/2024	2:46	64.2		66.3	61.2
20/09/2024	2:51	64.6		67.6	61.0
20/09/2024	2:56	63.8		66.2	60.6
20/09/2024	3:01	69.5		71.9	61.9
20/09/2024	3:06	64.5		67.1	60.7
20/09/2024	3:11	66.5	66.4	70.3	60.8
20/09/2024	3:16	65.2		66.2	60.1
20/09/2024	3:21	65.8		67.2	60.6
20/09/2024	3:26	64.6		67.8	59.2
20/09/2024	3:31	63.1		65.7	59.1
20/09/2024	3:36	63.6		65.5	59.2
20/09/2024	3:41	62.2	63.1	63.8	59.0
20/09/2024	3:46	62.4		63.2	58.9
20/09/2024	3:51	62.9		65.1	58.6
20/09/2024	3:56	64.3		68.2	58.9
20/09/2024	4:01	64.3		65.6	59.5
20/09/2024	4:06	62.5		64.8	58.2
20/09/2024	4:11	60.6	64.3	62.3	58.3
20/09/2024	4:16	62.1		64.3	58.2
20/09/2024	4:21	60.5		61.1	59.0
20/09/2024	4:26	68.9		69.3	59.2
20/09/2024	4:31	67.5		68.1	66.5
20/09/2024	4:36	67.0		68.2	58.4
20/09/2024	4:41	61.8	64.5	63.6	58.2
20/09/2024	4:46	62.6		63.6	58.7
20/09/2024	4:51	61.2		63.2	58.7
20/09/2024	4:56	62.0		63.6	59.8
20/09/2024	5:01	65.0		66.0	59.2
20/09/2024	5:06	65.8		67.7	59.6
20/09/2024	5:11	61.0	62.8	61.6	58.2
20/09/2024	5:16	59.0		59.4	57.8
20/09/2024	5:21	59.4		60.8	57.8
20/09/2024	5:26	62.0		64.7	58.0
20/09/2024	5:31	62.9		63.8	57.8
20/09/2024	5:36	64.0		64.7	58.2
20/09/2024	5:41	61.5	63.0	62.1	58.4
20/09/2024	5:46	60.4		61.9	58.1
20/09/2024	5:51	64.5		67.8	58.3
20/09/2024	5:56	63.5		65.6	61.1
20/09/2024	6:01	63.3		64.9	61.5
20/09/2024	6:06	63.5		65.7	61.4
20/09/2024	6:11	63.9	63.6	65.5	61.5
20/09/2024	6:16	62.8		64.3	61.5
20/09/2024	6:21	63.5		64.8	61.2
20/09/2024	6:26	64.4		66.1	61.0
20/09/2024	6:31	65.8		66.3	61.3
20/09/2024	6:36	67.2		68.9	61.5
20/09/2024	6:41	64.3	65.4	65.0	61.5
20/09/2024	6:46	65.8		68.8	61.5
20/09/2024	6:51	63.9		65.8	61.3
20/09/2024	6:56	64.6		66.9	61.5

20/09/2024	23:01	69.2		70.8	63.2
20/09/2024	23:06	71.8		74.6	66.0
20/09/2024	23:11	68.2	69.7	71.3	63.7
20/09/2024	23:16	70.2		73.2	64.5
20/09/2024	23:21	69.9		72.6	65.3
20/09/2024	23:26	67.7		70.9	62.2
20/09/2024	23:31	68.7		71.7	63.4
20/09/2024	23:36	68.6		71.8	63.6
20/09/2024	23:41	70.3	68.6	71.9	64.0
20/09/2024	23:46	68.4		71.6	59.7
20/09/2024	23:51	67.3		70.3	61.5
20/09/2024	23:56	69.0		71.2	63.1
		Mean	65.4		
		Maximum	69.7		
		Minimum	62.8		

Date	Start Time	Leq (5mins)	Leq (30mins)	L10 (5mins)	L90 (5mins)
21/09/2024	0:01	68.6		71.5	62.7
21/09/2024	0:06	69.1		72.3	63.3
21/09/2024	0:11	70.1	69.0	73.8	63.8
21/09/2024	0:16	69.3		71.3	62.7
21/09/2024	0:21	67.3		70.1	59.4
21/09/2024	0:26	69.0		72.3	62.0
21/09/2024	0:31	68.3		71.3	61.6
21/09/2024	0:36	67.1		70.7	60.3
21/09/2024	0:41	63.7	66.5	66.8	59.8
21/09/2024	0:46	65.0		66.7	60.7
21/09/2024	0:51	65.0		65.9	64.0
21/09/2024	0:56	68.1		69.1	63.6
21/09/2024	1:01	66.0		67.8	63.9
21/09/2024	1:06	68.5		71.2	63.9
21/09/2024	1:11	68.3	68.0	71.2	63.6
21/09/2024	1:16	70.5		72.4	63.8
21/09/2024	1:21	66.6		67.3	63.4
21/09/2024	1:26	66.1		67.4	63.5
21/09/2024	1:31	65.1		66.8	63.2
21/09/2024	1:36	65.7		67.9	63.2
21/09/2024	1:41	63.7	64.9	67.1	55.8
21/09/2024	1:46	63.0		66.5	56.8
21/09/2024	1:51	64.0		67.5	59.0
21/09/2024	1:56	66.7		68.8	58.6
21/09/2024	2:01	63.5		66.3	60.3
21/09/2024	2:06	67.0		69.4	59.9
21/09/2024	2:11	63.6	66.1	66.3	59.9
21/09/2024	2:16	64.9		68.4	59.2
21/09/2024	2:21	66.5		69.3	59.8
21/09/2024	2:26	68.8		69.2	61.6
21/09/2024	2:31	66.8		68.8	61.4
21/09/2024	2:36	67.0		70.9	60.6
21/09/2024	2:41	70.3	67.0	72.0	62.6
21/09/2024	2:46	65.1		67.1	61.6
21/09/2024	2:51	65.6		68.6	61.3
21/09/2024	2:56	64.5		67.5	61.0
21/09/2024	3:01	71.8		73.1	62.5
21/09/2024	3:06	65.5		68.0	61.1
21/09/2024	3:11	67.6	67.9	71.4	61.1
21/09/2024	3:16	66.0		67.4	60.4
21/09/2024	3:21	67.2		67.7	60.9
21/09/2024	3:26	65.7		68.8	59.6
21/09/2024	3:31	64.0		66.9	59.5
21/09/2024	3:36	64.5		66.5	59.6
21/09/2024	3:41	63.0	64.1	65.0	59.3
21/09/2024	3:46	63.5		64.3	59.2
21/09/2024	3:51	63.9		66.4	59.0
21/09/2024	3:56	65.5		75.3	59.3
21/09/2024	4:01	65.8		67.8	59.8
21/09/2024	4:06	63.8		66.1	58.6
21/09/2024	4:11	61.6	66.3	63.3	58.6
21/09/2024	4:16	63.3		66.4	58.5
21/09/2024	4:21	61.3		62.5	59.3
21/09/2024	4:26	71.6		73.5	59.5
21/09/2024	4:31	68.5		69.0	66.9
21/09/2024	4:36	68.5		69.4	58.8
21/09/2024	4:41	62.8	65.8	65.0	58.5
21/09/2024	4:46	64.2		64.5	59.0
21/09/2024	4:51	62.5		64.4	59.0
21/09/2024	4:56	63.2		65.5	60.1
21/09/2024	5:01	66.1		67.4	59.6
21/09/2024	5:06	66.5		68.9	60.1
21/09/2024	5:11	61.9	63.7	63.0	58.6
21/09/2024	5:16	59.6		60.2	58.1
21/09/2024	5:21	60.1		61.6	58.1
21/09/2024	5:26	63.3		65.6	58.3
21/09/2024	5:31	64.6		66.6	58.1
21/09/2024	5:36	65.0		65.9	58.5
21/09/2024	5:41	62.3	63.7	65.1	58.7
21/09/2024	5:46	61.1		63.1	58.4
21/09/2024	5:51	65.8		68.9	58.6
21/09/2024	5:56	61.3		63.4	58.4
21/09/2024	6:01	64.0		65.5	61.8
21/09/2024	6:06	64.3		66.5	61.8
21/09/2024	6:11	65.0	64.4	66.1	61.8
21/09/2024	6:16	63.3		65.0	61.8
21/09/2024	6:21	64.2		65.6	61.5
21/09/2024	6:26	65.3		67.6	61.3
21/09/2024	6:31	67.1		67.4	61.6
21/09/2024	6:36	68.7		70.2	61.8
21/09/2024	6:41	65.2	66.6	65.8	61.8
21/09/2024	6:46	66.9		70.4	61.8
21/09/2024	6:51	64.8		67.2	61.7
21/09/2024	6:56	65.9		68.3	61.8

21/09/2024	23:01	74.9		79.3	63.1
21/09/2024	23:06	73.3		77.7	62.2
21/09/2024	23:11	70.3	71.4	73.5	62.9
21/09/2024	23:16	70.6		73.5	63.2
21/09/2024	23:21	66.6		70.1	61.0
21/09/2024	23:26	66.1		69.0	60.3
21/09/2024	23:31	64.5		67.3	60.4
21/09/2024	23:36	66.3		69.7	60.5
21/09/2024	23:41	66.5	65.4	69.8	59.9
21/09/2024	23:46	64.8		66.9	59.4
21/09/2024	23:51	64.8		66.9	59.2
21/09/2024	23:56	65.0		67.0	61.0
		Mean	66.3		
		Maximum	71.4		
		Minimum	63.7		

Station: CM16

Date	Start Time	Leq (5mins)	Leq (30mins)	L10 (5mins)	L90 (5mins)
22/09/2024	0:01	63.4		65.6	60.4
22/09/2024	0:06	68.3		70.0	59.3
22/09/2024	0:11	66.5	66.4	69.1	62.3
22/09/2024	0:16	66.1		67.5	61.5
22/09/2024	0:21	67.1		69.8	61.5
22/09/2024	0:26	65.6		68.5	61.8
22/09/2024	0:31	66.9		69.9	61.4
22/09/2024	0:36	64.1		66.9	60.2
22/09/2024	0:41	63.7	65.8	66.6	60.8
22/09/2024	0:46	67.2		70.5	60.2
22/09/2024	0:51	65.9		68.1	60.3
22/09/2024	0:56	65.6		68.9	59.9
22/09/2024	1:01	63.8		67.1	60.6
22/09/2024	1:06	65.8		69.1	60.2
22/09/2024	1:11	68.0	67.0	69.4	60.4
22/09/2024	1:16	67.0		69.4	60.8
22/09/2024	1:21	70.3		75.7	60.6
22/09/2024	1:26	62.2		65.4	58.4
22/09/2024	1:31	63.3		66.8	58.5
22/09/2024	1:36	62.8		65.5	58.2
22/09/2024	1:41	67.7	65.7	71.2	61.5
22/09/2024	1:46	66.6		70.2	59.5
22/09/2024	1:51	67.2		67.9	59.0
22/09/2024	1:56	64.3		67.2	59.6
22/09/2024	2:01	64.1		68.1	59.1
22/09/2024	2:06	62.5		64.8	59.2
22/09/2024	2:11	65.5	64.0	67.0	58.9
22/09/2024	2:16	66.6		70.1	59.2
22/09/2024	2:21	61.2		62.6	58.6
22/09/2024	2:26	61.0		62.7	58.4
22/09/2024	2:31	64.0		67.0	59.4
22/09/2024	2:36	61.9		65.4	57.9
22/09/2024	2:41	65.1	62.8	68.1	58.7
22/09/2024	2:46	62.9		65.5	57.6
22/09/2024	2:51	59.4		59.6	57.5
22/09/2024	2:56	61.6		64.3	57.7
22/09/2024	3:01	68.0		71.0	58.6
22/09/2024	3:06	64.5		66.2	57.6
22/09/2024	3:11	63.4	65.5	66.0	57.7
22/09/2024	3:16	66.5		69.2	59.5
22/09/2024	3:21	62.8		65.7	58.0
22/09/2024	3:26	65.4		66.5	58.8
22/09/2024	3:31	60.7		62.1	57.9
22/09/2024	3:36	64.8		69.2	57.5
22/09/2024	3:41	62.1	62.3	65.2	57.4
22/09/2024	3:46	61.6		63.8	58.4
22/09/2024	3:51	62.8		65.7	58.7
22/09/2024	3:56	60.0		62.1	57.6
22/09/2024	4:01	66.1		68.8	59.2
22/09/2024	4:06	68.2		71.2	62.7
22/09/2024	4:11	63.9	65.2	68.0	58.1
22/09/2024	4:16	63.9		66.3	58.1
22/09/2024	4:21	64.6		66.9	58.0
22/09/2024	4:26	61.6		65.6	57.6
22/09/2024	4:31	61.0		63.9	57.6
22/09/2024	4:36	61.1		63.2	59.0
22/09/2024	4:41	62.3	63.0	64.9	58.4
22/09/2024	4:46	65.7		68.8	58.2
22/09/2024	4:51	62.6		64.2	58.0
22/09/2024	4:56	63.4		66.7	58.2
22/09/2024	5:01	61.0		63.0	58.2
22/09/2024	5:06	61.8		64.0	58.1
22/09/2024	5:11	61.5	62.6	63.3	59.1
22/09/2024	5:16	60.7		62.9	57.9
22/09/2024	5:21	61.9		64.2	57.9
22/09/2024	5:26	66.1		66.3	59.9
22/09/2024	5:31	67.7		68.3	58.1
22/09/2024	5:36	62.4		64.3	57.7
22/09/2024	5:41	61.3	63.3	64.1	58.0
22/09/2024	5:46	59.8		60.0	57.7
22/09/2024	5:51	62.3		62.5	57.6
22/09/2024	5:56	61.2		63.5	57.9
22/09/2024	6:01	60.0		61.1	57.5
22/09/2024	6:06	58.4		59.1	57.3
22/09/2024	6:11	61.8	60.8	63.0	57.4
22/09/2024	6:16	60.9		61.6	57.4
22/09/2024	6:21	60.9		61.0	57.6
22/09/2024	6:26	62.1		63.9	57.9
22/09/2024	6:31	62.5		63.0	58.0
22/09/2024	6:36	65.2		67.4	57.7
22/09/2024	6:41	65.6	64.5	69.3	58.2
22/09/2024	6:46	64.3		67.8	57.4
22/09/2024	6:51	65.8		68.6	58.6
22/09/2024	6:56	62.6		64.3	59.9
22/09/2024	23:01	66.8		69.7	62.1
22/09/2024	23:06	65.2		67.6	61.6
22/09/2024	23:11	66.1		68.9	61.4
22/09/2024	23:16	67.0	66.7	69.8	62.2
22/09/2024	23:21	65.4		67.8	62.5
22/09/2024	23:26	68.6		71.2	62.9
22/09/2024	23:31	70.1		73.2	62.5
22/09/2024	23:36	66.3		69.6	60.2
22/09/2024	23:41	66.0	67.3	68.3	60.6
22/09/2024	23:46	66.7		70.0	60.5
22/09/2024	23:51	66.4		68.5	62.4
22/09/2024	23:56	66.8		70.5	60.5
		Mean	64.6		
		Maximum	67.3		
		Minimum	60.8		

Date	Start Time	Leq (5mins)	Leq (30mins)	L10 (5mins)	L90 (5mins)
23/09/2024	0:01	67.0		70.7	59.9
23/09/2024	0:06	67.3		69.4	60.8
23/09/2024	0:11	65.3	67.4	67.7	61.3
23/09/2024	0:16	68.9		72.1	61.1
23/09/2024	0:21	65.3		68.3	61.5
23/09/2024	0:26	69.1		72.9	62.2
23/09/2024	0:31	68.2		70.4	62.5
23/09/2024	0:36	68.3		73.1	59.6
23/09/2024	0:41	64.3	67.2	67.6	59.8
23/09/2024	0:46	64.3		67.2	59.4
23/09/2024	0:51	67.9		72.1	59.6
23/09/2024	0:56	68.2		68.6	59.5
23/09/2024	1:01	68.2		71.6	60.7
23/09/2024	1:06	63.5		66.5	60.0
23/09/2024	1:11	63.7	65.4	66.5	59.8
23/09/2024	1:16	65.6		67.1	59.9
23/09/2024	1:21	63.0		66.1	59.3
23/09/2024	1:26	66.2		68.7	60.6
23/09/2024	1:31	65.5		67.3	60.5
23/09/2024	1:36	66.0		67.1	60.7
23/09/2024	1:41	65.5	65.7	68.2	60.2
23/09/2024	1:46	64.2		66.7	60.5
23/09/2024	1:51	67.3		69.8	60.6
23/09/2024	1:56	65.2		68.1	59.3
23/09/2024	2:01	67.5		71.4	60.3
23/09/2024	2:06	67.0		69.9	62.9
23/09/2024	2:11	67.6	68.5	70.4	62.9
23/09/2024	2:16	70.2		74.4	66.4
23/09/2024	2:21	70.4		74.5	66.7
23/09/2024	2:26	66.6		67.9	65.3
23/09/2024	2:31	68.2		70.0	65.5
23/09/2024	2:36	68.9		69.9	59.2
23/09/2024	2:41	64.4	66.6	66.9	59.5
23/09/2024	2:46	66.8		70.5	58.6
23/09/2024	2:51	63.3		65.6	59.2
23/09/2024	2:56	65.6		69.1	60.0
23/09/2024	3:01	63.0		65.8	60.7
23/09/2024	3:06	64.4		67.7	60.1
23/09/2024	3:11	62.9	63.7	65.8	59.9
23/09/2024	3:16	62.1		64.5	59.7
23/09/2024	3:21	64.1		67.3	59.5
23/09/2024	3:26	65.0		67.3	59.4
23/09/2024	3:31	63.7		66.0	58.7
23/09/2024	3:36	64.1		64.7	58.4
23/09/2024	3:41	61.0	63.2	61.2	58.2
23/09/2024	3:46	64.0		67.2	58.6
23/09/2024	3:51	62.1		65.3	58.7
23/09/2024	3:56	63.3		65.3	58.5
23/09/2024	4:01	64.7		68.1	58.7
23/09/2024	4:06	61.4		73.0	58.6
23/09/2024	4:11	61.6	62.8	63.3	58.6
23/09/2024	4:16	61.5		63.3	59.0
23/09/2024	4:21	62.6		65.3	59.7
23/09/2024	4:26	63.8		66.5	58.6
23/09/2024	4:31	66.4		70.1	58.1
23/09/2024	4:36	60.2		62.5	57.6
23/09/2024	4:41	60.0	62.4	61.2	58.0
23/09/2024	4:46	60.9		62.0	58.4
23/09/2024	4:51	61.4		62.1	58.0
23/09/2024	4:56	61.1		61.9	57.6
23/09/2024	5:01	60.9		62.5	57.5
23/09/2024	5:06	60.7		62.9	58.6
23/09/2024	5:11	61.0	62.0	62.0	58.3
23/09/2024	5:16	61.0		63.3	58.5
23/09/2024	5:21	61.0		61.6	58.2
23/09/2024	5:26	65.2		66.4	58.5
23/09/2024	5:31	62.6		65.1	58.4
23/09/2024	5:36	61.5		63.8	58.7
23/09/2024	5:41	62.7	62.1	65.8	58.7
23/09/2024	5:46	60.3		61.7	58.8
23/09/2024	5:51	62.0		63.0	58.9
23/09/2024	5:56	63.0		64.0	58.8
23/09/2024	6:01	61.3		62.2	58.4
23/09/2024	6:06	60.6		62.1	58.6
23/09/2024	6:11	61.8	62.4	64.2	58.5
23/09/2024	6:16	60.7		62.3	58.3
23/09/2024	6:21	63.0		65.3	58.9
23/09/2024	6:26	65.1		66.3	58.9
23/09/2024	6:31	62.0		64.6	59.1
23/09/2024	6:36	62.4		64.6	59.0
23/09/2024	6:41	60.9	62.5	61.2	58.7
23/09/2024	6:46	60.4		61.1	58.2
23/09/2024	6:51	65.2		68.1	58.1
23/09/2024	6:56	62.6		64.8	57.9
23/09/2024	23:01	65.2		67.6	61.6
23/09/2024	23:06	64.1		66.9	59.4
23/09/2024	23:11	65.0	65.7	67.8	60.2
23/09/2024	23:16	63.4		65.8	60.5
23/09/2024	23:21	66.6		69.2	60.9
23/09/2024	23:26	68.1		71.2	60.5
23/09/2024	23:31	64.3		67.6	58.2
23/09/2024	23:36	64.0		66.3	58.6
23/09/2024	23:41	64.7	65.3	68.0	58.5
23/09/2024	23:46	64.4		66.5	60.4
23/09/2024	23:51	64.8		68.5	58.5
23/09/2024	23:56	65.0		68.7	57.9
		Mean	64.6		
		Maximum	68.5		
		Minimum	62.0		

Date	Start Time	Leq (5mins)	Leq (30mins)	L10 (5mins)	L90 (5mins)
24/09/2024	0:01	65.3		67.4	58.8
24/09/2024	0:06	63.3		65.7	59.3
24/09/2024	0:11	66.9	65.6	70.1	59.1
24/09/2024	0:16	63.3		66.3	59.5
24/09/2024	0:21	67.1		70.9	60.2
24/09/2024	0:26	66.2		68.4	60.5
24/09/2024	0:31	66.3		71.1	57.6
24/09/2024	0:36	62.3		65.6	57.8
24/09/2024	0:41	62.3	65.2	65.2	57.4
24/09/2024	0:46	65.9		70.1	57.6
24/09/2024	0:51	66.2		66.6	57.5
24/09/2024	0:56	66.2		69.6	58.7
24/09/2024	1:01	61.5		64.5	58.0
24/09/2024	1:06	61.7		64.5	57.8
24/09/2024	1:11	63.6	62.8	65.1	57.9
24/09/2024	1:16	61.0		64.1	57.3
24/09/2024	1:21	64.2		66.7	58.6
24/09/2024	1:26	63.5		65.3	58.5
24/09/2024	1:31	64.0		65.1	58.7
24/09/2024	1:36	63.5		66.2	58.2
24/09/2024	1:41	62.2	64.1	64.7	58.5
24/09/2024	1:46	65.3		67.8	58.6
24/09/2024	1:51	63.2		66.1	57.3
24/09/2024	1:56	65.5		69.4	58.3
24/09/2024	2:01	65.0		67.9	60.9
24/09/2024	2:06	65.6		68.4	60.9
24/09/2024	2:11	68.2	66.6	72.4	64.4
24/09/2024	2:16	68.4		72.5	64.7
24/09/2024	2:21	64.6		65.9	63.3
24/09/2024	2:26	66.2		68.0	63.5
24/09/2024	2:31	66.9		67.9	57.2
24/09/2024	2:36	64.4		66.9	59.5
24/09/2024	2:41	66.8	65.3	70.5	58.6
24/09/2024	2:46	63.3		65.6	59.2
24/09/2024	2:51	65.6		69.1	60.0
24/09/2024	2:56	63.0		65.8	60.7
24/09/2024	3:01	64.4		67.7	60.1
24/09/2024	3:06	62.9		65.8	59.9
24/09/2024	3:11	62.1	63.8	64.5	59.7
24/09/2024	3:16	64.1		67.3	59.5
24/09/2024	3:21	65.0		67.3	59.4
24/09/2024	3:26	63.7		66.0	58.7
24/09/2024	3:31	64.1		64.7	58.4
24/09/2024	3:36	61.0		61.2	58.2
24/09/2024	3:41	64.0	63.4	67.2	58.6
24/09/2024	3:46	62.1		65.3	58.7
24/09/2024	3:51	63.3		65.3	58.5
24/09/2024	3:56	64.7		68.1	58.7
24/09/2024	4:01	61.4		73.0	58.6
24/09/2024	4:06	61.6		63.3	58.6
24/09/2024	4:11	61.5	63.3	63.3	59.0
24/09/2024	4:16	62.6		65.3	59.7
24/09/2024	4:21	63.8		66.5	58.6
24/09/2024	4:26	66.4		70.1	58.1
24/09/2024	4:31	60.2		62.5	57.6
24/09/2024	4:36	60.0		61.2	58.0
24/09/2024	4:41	60.9	60.8	62.0	58.4
24/09/2024	4:46	61.4		62.1	58.0
24/09/2024	4:51	61.1		61.9	57.6
24/09/2024	4:56	60.9		62.5	57.5
24/09/2024	5:01	60.7		62.9	58.6
24/09/2024	5:06	61.0		62.0	58.3
24/09/2024	5:11	61.0	63.0	63.3	58.5
24/09/2024	5:16	61.0		61.6	58.2
24/09/2024	5:21	65.2		66.4	58.5
24/09/2024	5:26	65.6		68.1	61.4
24/09/2024	5:31	64.5		66.8	61.7
24/09/2024	5:36	65.7		68.8	61.7
24/09/2024	5:41	63.3	64.9	64.7	61.8
24/09/2024	5:46	65.0		66.0	61.9
24/09/2024	5:51	66.0		67.0	61.8
24/09/2024	5:56	64.3		65.2	61.4
24/09/2024	6:01	63.6		65.1	61.6
24/09/2024	6:06	64.8		67.2	61.5
24/09/2024	6:11	63.7	65.5	65.3	61.3
24/09/2024	6:16	66.0		68.3	61.9
24/09/2024	6:21	68.1		69.3	61.9
24/09/2024	6:26	65.0		67.6	62.1
24/09/2024	6:31	65.4		67.6	62.0
24/09/2024	6:36	63.9		64.2	61.7
24/09/2024	6:41	63.4	65.3	64.1	61.2
24/09/2024	6:46	68.2		71.1	61.1
24/09/2024	6:51	65.6		67.8	60.9
24/09/2024	6:56	63.4		64.4	60.9
24/09/2024	23:01	66.1		68.9	61.4
24/09/2024	23:06	67.0		69.8	62.2
24/09/2024	23:11	65.4	65.9	67.8	62.5
24/09/2024	23:16	65.6		68.2	59.9
24/09/2024	23:21	67.1		70.2	59.5
24/09/2024	23:26	63.3		66.6	57.2
24/09/2024	23:31	63.0		65.3	57.6
24/09/2024	23:36	63.7		67.0	57.5
24/09/2024	23:41	63.4	63.7	65.5	59.4
24/09/2024	23:46	63.8		67.5	57.5
24/09/2024	23:51	64.0		67.7	56.9
24/09/2024	23:56	64.3		66.4	57.8
		Mean	64.3		
		Maximum	66.6		
		Minimum	60.8		

Station: CM16

Date	Start Time	Leq (5mins)	Leq (30mins)	L10 (5mins)	L90 (5mins)
25/09/2024	0:01	62.3		64.7	58.3
25/09/2024	0:06	65.9		69.1	58.1
25/09/2024	0:11	62.3	64.8	65.3	58.5
25/09/2024	0:16	66.1		69.9	59.2
25/09/2024	0:21	65.2		67.4	59.5
25/09/2024	0:26	65.3		70.1	56.6
25/09/2024	0:31	61.3		64.6	56.8
25/09/2024	0:36	61.3		64.2	56.4
25/09/2024	0:41	64.9	63.5	69.1	56.6
25/09/2024	0:46	65.2		65.6	56.5
25/09/2024	0:51	65.2		68.6	57.7
25/09/2024	0:56	60.5		63.5	57.0
25/09/2024	1:01	60.7		63.5	56.8
25/09/2024	1:06	62.6		64.1	56.9
25/09/2024	1:11	60.0	62.2	63.1	56.3
25/09/2024	1:16	63.2		65.7	57.6
25/09/2024	1:21	62.5		64.3	57.5
25/09/2024	1:26	63.0		64.1	57.7
25/09/2024	1:31	62.5		65.2	57.2
25/09/2024	1:36	61.2		63.7	57.5
25/09/2024	1:41	64.3	63.3	66.8	57.6
25/09/2024	1:46	62.2		65.1	56.3
25/09/2024	1:51	64.5		68.4	57.3
25/09/2024	1:56	64.0		66.9	59.9
25/09/2024	2:01	64.6		67.4	59.9
25/09/2024	2:06	67.2		71.4	63.4
25/09/2024	2:11	67.4	65.9	71.5	63.7
25/09/2024	2:16	63.6		64.9	62.3
25/09/2024	2:21	65.2		67.0	62.5
25/09/2024	2:26	65.9		66.9	56.2
25/09/2024	2:31	61.4		63.9	56.5
25/09/2024	2:36	63.8		67.5	55.6
25/09/2024	2:41	60.3	61.8	62.6	56.2
25/09/2024	2:46	62.6		66.1	57.0
25/09/2024	2:51	60.0		62.8	57.7
25/09/2024	2:56	61.4		64.7	57.1
25/09/2024	3:01	62.9		65.8	59.9
25/09/2024	3:06	62.1		64.5	59.7
25/09/2024	3:11	64.1	63.7	67.3	59.5
25/09/2024	3:16	65.0		67.3	59.4
25/09/2024	3:21	63.7		66.0	58.7
25/09/2024	3:26	64.1		64.7	58.4
25/09/2024	3:31	61.0		61.2	58.2
25/09/2024	3:36	64.0		67.2	58.6
25/09/2024	3:41	62.1	63.0	65.3	58.7
25/09/2024	3:46	63.3		65.3	58.5
25/09/2024	3:51	64.7		68.1	58.7
25/09/2024	3:56	61.4		73.0	58.6
25/09/2024	4:01	61.6		63.3	58.6
25/09/2024	4:06	61.5		63.3	59.0
25/09/2024	4:11	62.6	63.2	65.3	59.7
25/09/2024	4:16	63.8		66.5	58.6
25/09/2024	4:21	66.4		70.1	58.1
25/09/2024	4:26	60.2		62.5	57.6
25/09/2024	4:31	60.0		61.2	58.0
25/09/2024	4:36	60.9		62.0	58.4
25/09/2024	4:41	61.4	60.9	62.1	58.0
25/09/2024	4:46	61.1		61.9	57.6
25/09/2024	4:51	60.9		62.5	57.5
25/09/2024	4:56	60.7		62.9	58.6
25/09/2024	5:01	61.0		62.0	58.3
25/09/2024	5:06	61.0		63.3	58.5
25/09/2024	5:11	61.0	62.4	61.6	58.2
25/09/2024	5:16	65.2		66.4	58.5
25/09/2024	5:21	62.6		65.1	58.4
25/09/2024	5:26	61.5		63.8	58.7
25/09/2024	5:31	62.7		65.8	58.7
25/09/2024	5:36	60.3		61.7	58.8
25/09/2024	5:41	62.0	61.8	63.0	58.9
25/09/2024	5:46	63.0		64.0	58.8
25/09/2024	5:51	61.3		62.2	58.4
25/09/2024	5:56	60.6		62.1	58.6
25/09/2024	6:01	61.8		64.2	58.5
25/09/2024	6:06	60.7		62.3	58.3
25/09/2024	6:11	63.0	62.7	65.3	58.9
25/09/2024	6:16	65.1		66.3	58.9
25/09/2024	6:21	62.0		64.6	59.1
25/09/2024	6:26	62.4		64.6	59.0
25/09/2024	6:31	60.9		61.2	58.7
25/09/2024	6:36	60.4		61.1	58.2
25/09/2024	6:41	65.2	62.2	68.1	58.1
25/09/2024	6:46	62.6		64.8	57.9
25/09/2024	6:51	60.4		61.4	57.9
25/09/2024	6:56	61.6		64.8	58.1

25/09/2024	23:01	67.0		69.8	62.2
25/09/2024	23:06	65.4		67.8	62.5
25/09/2024	23:11	68.6		71.2	62.9
25/09/2024	23:16	70.1	67.6	73.2	62.5
25/09/2024	23:21	66.3		69.6	60.2
25/09/2024	23:26	66.0		68.3	60.6
25/09/2024	23:31	66.7		70.0	60.5
25/09/2024	23:36	66.4		68.5	62.4
25/09/2024	23:41	66.8	66.6	70.5	60.5
25/09/2024	23:46	67.0		70.7	59.9
25/09/2024	23:51	67.3		69.4	60.8
25/09/2024	23:56	65.3		67.7	61.3
		Mean	63.5		
		Maximum	67.6		
		Minimum	60.9		

Date	Start Time	Leq (5mins)	Leq (30mins)	L10 (5mins)	L90 (5mins)
26/09/2024	0:01	68.9		72.1	61.1
26/09/2024	0:06	65.3		68.3	61.5
26/09/2024	0:11	69.1	67.7	72.9	62.2
26/09/2024	0:16	68.2		70.4	62.5
26/09/2024	0:21	68.3		73.1	59.6
26/09/2024	0:26	64.3		67.6	59.8
26/09/2024	0:31	64.3		67.2	59.4
26/09/2024	0:36	67.9		72.1	59.6
26/09/2024	0:41	68.2	66.5	68.6	59.5
26/09/2024	0:46	68.2		71.6	60.7
26/09/2024	0:51	63.5		66.5	60.0
26/09/2024	0:56	63.7		66.5	59.8
26/09/2024	1:01	62.6		64.1	56.9
26/09/2024	1:06	60.0		63.1	56.3
26/09/2024	1:11	63.2	62.4	65.7	57.6
26/09/2024	1:16	62.5		64.3	57.5
26/09/2024	1:21	63.0		64.1	57.7
26/09/2024	1:26	62.5		65.2	57.2
26/09/2024	1:31	61.2		63.7	57.5
26/09/2024	1:36	64.3		66.8	57.6
26/09/2024	1:41	62.2	63.6	65.1	56.3
26/09/2024	1:46	64.5		68.4	57.3
26/09/2024	1:51	64.0		66.9	59.9
26/09/2024	1:56	64.6		67.4	59.9
26/09/2024	2:01	67.2		71.4	63.4
26/09/2024	2:06	67.4		71.5	63.7
26/09/2024	2:11	63.6	65.6	64.9	62.3
26/09/2024	2:16	65.2		67.0	62.5
26/09/2024	2:21	65.9		66.9	56.2
26/09/2024	2:26	61.4		63.9	56.5
26/09/2024	2:31	63.8		67.5	55.6
26/09/2024	2:36	60.3		62.6	56.2
26/09/2024	2:41	62.6	62.1	66.1	57.0
26/09/2024	2:46	60.0		62.8	57.7
26/09/2024	2:51	61.4		64.7	57.1
26/09/2024	2:56	62.9		65.8	59.9
26/09/2024	3:01	62.1		64.5	59.7
26/09/2024	3:06	64.1		67.3	59.5
26/09/2024	3:11	65.0	63.5	67.3	59.4
26/09/2024	3:16	63.7		66.0	58.7
26/09/2024	3:21	64.1		64.7	58.4
26/09/2024	3:26	61.0		61.2	58.2
26/09/2024	3:31	64.0		67.2	58.6
26/09/2024	3:36	62.1		65.3	58.7
26/09/2024	3:41	63.3	63.0	65.3	58.5
26/09/2024	3:46	64.7		68.1	58.7
26/09/2024	3:51	61.4		73.0	58.6
26/09/2024	3:56	61.6		63.3	58.6
26/09/2024	4:01	61.5		63.3	59.0
26/09/2024	4:06	62.6		65.3	59.7
26/09/2024	4:11	63.8	63.0	66.5	58.6
26/09/2024	4:16	66.4		70.1	58.1
26/09/2024	4:21	60.2		62.5	57.6
26/09/2024	4:26	60.0		61.2	58.0
26/09/2024	4:31	60.9		62.0	58.4
26/09/2024	4:36	61.4		62.1	58.0
26/09/2024	4:41	61.1	61.0	61.9	57.6
26/09/2024	4:46	60.9		62.5	57.5
26/09/2024	4:51	60.7		62.9	58.6
26/09/2024	4:56	61.0		62.0	58.3
26/09/2024	5:01	61.0		63.3	58.5
26/09/2024	5:06	61.0		61.6	58.2
26/09/2024	5:11	65.2	62.6	66.4	58.5
26/09/2024	5:16	62.6		65.1	58.4
26/09/2024	5:21	61.5		63.8	58.7
26/09/2024	5:26	62.7		65.8	58.7
26/09/2024	5:31	60.3		61.7	58.8
26/09/2024	5:36	62.0		63.0	58.9
26/09/2024	5:41	63.0	61.6	64.0	58.8
26/09/2024	5:46	61.3		62.2	58.4
26/09/2024	5:51	60.6		62.1	58.6
26/09/2024	5:56	61.8		64.2	58.5
26/09/2024	6:01	60.7		62.3	58.3
26/09/2024	6:06	63.0		65.3	58.9
26/09/2024	6:11	65.1	64.1	66.3	58.9
26/09/2024	6:16	65.0		67.6	62.1
26/09/2024	6:21	65.4		67.6	62.0
26/09/2024	6:26	63.9		64.2	61.7
26/09/2024	6:31	63.4		64.1	61.2
26/09/2024	6:36	68.2		71.1	61.1
26/09/2024	6:41	65.6	65.4	67.8	60.9
26/09/2024	6:46	63.4		64.4	60.9
26/09/2024	6:51	64.6		67.8	61.1
26/09/2024	6:56	65.0		67.5	60.9

26/09/2024	23:01	68.5		69.6	66.4
26/09/2024	23:06	67.8		69.1	66.1
26/09/2024	23:11	67.7		69.4	65.4
26/09/2024	23:16	68.9	68.0	70.1	66.9
26/09/2024	23:21	67.0		68.4	65.7
26/09/2024	23:26	68.1		69.1	66.1
26/09/2024	23:31	65.5		66.1	64.5
26/09/2024	23:36	69.4		70.8	65.2
26/09/2024	23:41	66.1	67.7	67.2	64.8
26/09/2024	23:46	69.1		70.2	66.2
26/09/2024	23:51	66.3		67.4	65.2
26/09/2024	23:56	68.4		69.7	66.3
		Mean	64.2		
		Maximum	68.0		
		Minimum	61.0		

Date	Start Time	Leq (5mins)	Leq (30mins)	L10 (5mins)	L90 (5mins)
27/09/2024	0:01	66.4		68.3	65.0
27/09/2024	0:06	67.5		69.1	65.3
27/09/2024	0:11	66.4	66.9	68.8	64.5
27/09/2024	0:16	67.5		69.6	64.9
27/09/2024	0:21	66.6		69.0	64.7
27/09/2024	0:26	67.1		69.3	64.3
27/09/2024	0:31	67.5		69.6	64.7
27/09/2024	0:36	68.0		70.1	64.5
27/09/2024	0:41	67.7	67.2	69.5	65.4
27/09/2024	0:46	66.0		68.8	64.2
27/09/2024	0:51	67.3		68.8	64.1
27/09/2024	0:56	66.1		68.4	64.8
27/09/2024	1:01	67.8		68.9	64.2
27/09/2024	1:06	65.7		68.6	63.6
27/09/2024	1:11	68.5	67.0	70.3	63.8
27/09/2024	1:16	65.9		68.5	64.1
27/09/2024	1:21	66.9		68.6	64.8
27/09/2024	1:26	66.7		68.7	64.7
27/09/2024	1:31	66.5		68.0	64.3
27/09/2024	1:36	66.2		68.2	65.0
27/09/2024	1:41	67.0	66.4	68.6	64.2
27/09/2024	1:46	65.6		66.5	64.2
27/09/2024	1:51	67.8		69.2	64.7
27/09/2024	1:56	64.5		65.3	63.6
27/09/2024	2:01	67.0		68.3	64.2
27/09/2024	2:06	64.6		65.4	63.9
27/09/2024	2:11	67.1	66.1	68.6	64.6
27/09/2024	2:16	64.9		65.6	64.3
27/09/2024	2:21	66.7		69.1	63.8
27/09/2024	2:26	65.3		68.5	63.6
27/09/2024	2:31	66.2		68.6	63.5
27/09/2024	2:36	66.0		69.0	63.7
27/09/2024	2:41	64.6	65.5	65.2	63.8
27/09/2024	2:46	65.4		66.3	64.3
27/09/2024	2:51	65.6		66.9	64.4
27/09/2024	2:56	65.2		66.1	64.4
27/09/2024	3:01	64.7		65.3	64.1
27/09/2024	3:06	64.7		65.3	64.0
27/09/2024	3:11	64.6	66.7	65.4	63.8
27/09/2024	3:16	68.7		69.3	66.5
27/09/2024	3:21	68.7		69.2	68.2
27/09/2024	3:26	66.2		68.3	63.9
27/09/2024	3:31	68.4		68.9	67.9
27/09/2024	3:36	66.5		68.7	64.2
27/09/2024	3:41	67.7	67.4	68.7	64.1
27/09/2024	3:46	65.7		68.1	64.5
27/09/2024	3:51	69.2		70.1	68.4
27/09/2024	3:56	65.5		66.9	64.2
27/09/2024	4:01	69.0		69.5	68.3
27/09/2024	4:06	65.8		68.6	64.1
27/09/2024	4:11	65.2	66.1	66.0	64.2
27/09/2024	4:16	65.1		65.8	64.4
27/09/2024	4:21	64.6		65.2	63.9
27/09/2024	4:26	64.9		65.5	64.2
27/09/2024	4:31	64.4		65.1	63.6
27/09/2024	4:36	65.4		66.6	64.4
27/09/2024	4:41	64.9	65.0	65.5	64.2
27/09/2024	4:46	64.4		64.9	63.9
27/09/2024	4:51	65.3		66.0	64.4
27/09/2024	4:56	65.2		66.2	64.5
27/09/2024	5:01	65.5		66.7	64.2
27/09/2024	5:06	66.0		67.2	64.5
27/09/2024	5:11	64.5	64.9	65.2	63.7
27/09/2024	5:16	64.7		65.4	63.6
27/09/2024	5:21	64.4		65.1	63.5
27/09/2024	5:26	64.3		65.2	63.4
27/09/2024	5:31	64.5		65.2	63.5
27/09/2024	5:36	64.3		65.3	63.7
27/09/2024	5:41	64.7	64.6	65.4	64.0
27/09/2024	5:46	64.6		65.1	64.0
27/09/2024	5:51	64.6		65.1	63.8
27/09/2024	5:56	65.1		65.6	64.2
27/09/2024	6:01	66.0		66.8	64.2
27/09/2024	6:06	65.8		66.9	64.3
27/09/2024	6:11	65.3	65.7	66.0	64.5
27/09/2024	6:16	65.5		66.6	64.5
27/09/2024	6:21	65.6		66.5	64.2
27/09/2024	6:26	66.1		67.7	64.5
27/09/2024	6:31	65.2		66.3	64.1
27/09/2024	6:36	68.6		72.7	64.7
27/09/2024	6:41	68.2	66.7	68.9	64.6
27/09/2024	6:46	65.0		65.7	64.1
27/09/2024	6:51	65.7		66.5	64.8
27/09/2024	6:56	66.0		67.2	65.0
		Mean	66.2		
		Maximum	67.4		
		Minimum	64.6		

Summary of Noise Monitoring Results during 23:00 - 07:00 on the next day at CM16	
	Leq (30mins)
Mean	65.5
Maximum	73.0
Minimum	60.8

Appendix 3-2-13 Baseline Noise Monitoring Data at CM17a

Station: CM17a

Date	Start Time	Leq (5mins)	Leq (30mins)	L10 (5mins)	L90 (5mins)
13/09/2024	12:24	58.6		63.6	44.4
13/09/2024	12:29	59.8		62.3	45.3
13/09/2024	12:34	59.5	58.0	60.2	48.1
13/09/2024	12:39	54.5		54.8	44.5
13/09/2024	12:44	57.7		59.2	44.9
13/09/2024	12:49	55.7		59.3	46.8
13/09/2024	12:54	57.6		62.4	45.9
13/09/2024	12:59	55.3		59.4	46.2
13/09/2024	13:04	57.9	56.8	60.1	47.2
13/09/2024	13:09	51.8		54.4	46.5
13/09/2024	13:14	58.4		58.8	49.0
13/09/2024	13:19	56.9		58.0	47.8
13/09/2024	13:24	53.4		55.4	49.4
13/09/2024	13:29	56.0		58.3	49.9
13/09/2024	13:34	55.3	55.7	56.4	49.7
13/09/2024	13:39	60.1		61.6	50.4
13/09/2024	13:44	52.0		53.5	48.5
13/09/2024	13:49	50.3		51.6	48.2
13/09/2024	13:54	52.7		54.2	48.6
13/09/2024	13:59	54.3		56.5	49.1
13/09/2024	14:04	56.2	54.6	57.7	48.6
13/09/2024	14:09	50.9		52.8	48.8
13/09/2024	14:14	51.8		53.3	49.4
13/09/2024	14:19	57.7		58.5	50.6
13/09/2024	14:24	52.7		57.6	49.2
13/09/2024	14:29	53.4		56.1	49.6
13/09/2024	14:34	66.4	61.8	70.8	50.6
13/09/2024	14:39	61.2		61.4	59.6
13/09/2024	14:44	60.9		61.2	57.4
13/09/2024	14:49	62.6		64.8	49.6
13/09/2024	14:54	52.6		54.7	49.3
13/09/2024	14:59	53.7		56.6	48.2
13/09/2024	15:04	52.4	57.7	54.2	48.0
13/09/2024	15:09	54.5		56.7	51.9
13/09/2024	15:14	56.9		58.5	51.5
13/09/2024	15:19	63.3		68.3	51.0
13/09/2024	15:24	65.5		69.8	52.1
13/09/2024	15:29	64.8		71.2	51.3
13/09/2024	15:34	64.8	64.8	69.9	50.9
13/09/2024	15:39	60.2		64.9	50.8
13/09/2024	15:44	66.4		70.6	51.8
13/09/2024	15:49	64.9		69.2	50.2
13/09/2024	15:54	67.5		72.0	51.8
13/09/2024	15:59	52.0		52.4	47.5
13/09/2024	16:04	49.8	60.3	51.2	48.3
13/09/2024	16:09	52.6		53.9	49.4
13/09/2024	16:14	53.5		54.9	50.0
13/09/2024	16:19	51.7		53.6	49.4
13/09/2024	16:24	52.3		54.3	49.4
13/09/2024	16:29	52.7		53.5	49.2
13/09/2024	16:34	62.6	57.4	64.6	50.6
13/09/2024	16:39	59.1		61.0	49.3
13/09/2024	16:44	52.8		52.9	48.3
13/09/2024	16:49	50.5		51.9	48.2
13/09/2024	16:54	50.1		51.7	47.7
13/09/2024	16:59	57.6		63.9	48.7
13/09/2024	17:04	57.0	56.3	59.3	49.4
13/09/2024	17:09	59.5		70.6	49.2
13/09/2024	17:14	53.9		57.4	49.0
13/09/2024	17:19	53.4		55.8	49.1
13/09/2024	17:24	54.8		57.9	50.4
13/09/2024	17:29	57.8		59.4	50.9
13/09/2024	17:34	55.6	55.7	57.9	51.2
13/09/2024	17:39	54.9		56.5	51.1
13/09/2024	17:44	55.3		56.8	50.4
13/09/2024	17:49	54.9		56.1	49.6
13/09/2024	17:54	57.3		59.7	52.6
13/09/2024	17:59	54.2		56.3	50.8
13/09/2024	18:04	53.5	55.1	55.1	48.8
13/09/2024	18:09	54.4		55.9	50.3
13/09/2024	18:14	55.8		58.2	50.9
13/09/2024	18:19	54.3		56.3	49.0
13/09/2024	18:24	50.9		52.6	48.9
13/09/2024	18:29	53.2		57.1	49.3
13/09/2024	18:34	50.2	53.6	51.1	49.1
13/09/2024	18:39	56.6		57.7	48.7
13/09/2024	18:44	55.4		55.8	48.2
13/09/2024	18:49	51.4		52.8	48.0
13/09/2024	18:54	53.0		56.3	48.4
13/09/2024	18:59	49.3		50.1	47.6
		Mean	57.5		
		Maximum	64.8		
		Minimum	53.6		

Date	Start Time	Leq (5mins)	Leq (30mins)	L10 (5mins)	L90 (5mins)
14/09/2024	7:04	50.5		52.5	45.6
14/09/2024	7:09	49.7		51.8	44.1
14/09/2024	7:14	48.2	48.7	51.1	44.4
14/09/2024	7:19	48.6		48.7	43.9
14/09/2024	7:24	46.6		48.3	44.9
14/09/2024	7:29	47.3		48.9	45.6
14/09/2024	7:34	48.3		50.4	44.6
14/09/2024	7:39	47.3		48.9	45.2
14/09/2024	7:44	51.3	50.0	51.4	45.1
14/09/2024	7:49	51.8		55.0	45.6
14/09/2024	7:54	49.2		50.9	45.8
14/09/2024	7:59	50.3		53.1	46.6
14/09/2024	8:04	49.5		50.5	44.8
14/09/2024	8:09	54.6		55.7	45.4
14/09/2024	8:14	50.9	52.5	55.3	46.2
14/09/2024	8:19	47.4		48.5	46.2
14/09/2024	8:24	48.0		48.1	45.4
14/09/2024	8:29	56.5		60.3	45.9
14/09/2024	8:34	51.2		55.9	45.9
14/09/2024	8:39	55.9		56.8	46.2
14/09/2024	8:44	55.4	58.3	57.0	46.2
14/09/2024	8:49	53.4		54.5	47.1
14/09/2024	8:54	64.5		66.3	49.4
14/09/2024	8:59	51.1		52.5	49.3
14/09/2024	9:04	52.5		54.6	50.1
14/09/2024	9:09	50.9		53.3	49.2
14/09/2024	9:14	52.1	59.9	53.4	49.8
14/09/2024	9:19	57.5		63.0	50.6
14/09/2024	9:24	63.9		67.1	54.3
14/09/2024	9:29	63.8		67.6	51.4
14/09/2024	9:34	65.8		69.9	51.2
14/09/2024	9:39	64.5		67.8	56.4
14/09/2024	9:44	62.5	67.9	65.4	54.4
14/09/2024	9:49	63.2		66.1	52.6
14/09/2024	9:54	63.9		66.8	51.2
14/09/2024	9:59	73.8		77.7	61.1
14/09/2024	10:04	61.6		65.0	54.7
14/09/2024	10:09	67.6		71.2	59.0
14/09/2024	10:14	67.5	67.3	72.1	55.5
14/09/2024	10:19	59.6		65.7	48.9
14/09/2024	10:24	69.7		73.2	50.0
14/09/2024	10:29	69.6		73.7	63.0
14/09/2024	10:34	67.1		68.8	61.4
14/09/2024	10:39	65.8		71.4	52.6
14/09/2024	10:44	66.9	65.3	71.1	52.6
14/09/2024	10:49	65.3		69.8	48.1
14/09/2024	10:54	64.9		68.0	50.1
14/09/2024	10:59	52.1		53.8	49.7
14/09/2024	11:04	54.0		58.0	50.1
14/09/2024	11:09	60.2		65.9	50.2
14/09/2024	11:14	61.4	57.6	62.5	50.8
14/09/2024	11:19	51.9		54.0	49.6
14/09/2024	11:24	53.7		56.0	50.9
14/09/2024	11:29	56.2		57.0	51.8
14/09/2024	11:34	58.0		60.5	51.6
14/09/2024	11:39	57.7		60.0	51.2
14/09/2024	11:44	61.0	57.0	65.3	51.2
14/09/2024	11:49	53.0		53.9	50.2
14/09/2024	11:54	52.9		54.1	49.8
14/09/2024	11:59	50.8		52.2	49.3
14/09/2024	12:04	55.9		60.9	48.8
14/09/2024	12:09	57.2		57.7	48.3
14/09/2024	12:14	51.6	72.0	53.2	49.7
14/09/2024	12:19	76.2		79.2	49.2
14/09/2024	12:24	77.2		79.8	54.0
14/09/2024	12:29	52.9		54.5	49.5
14/09/2024	12:34	52.6		53.5	50.5
14/09/2024	12:39	54.7		55.8	51.4
14/09/2024	12:44	53.3	55.6	53.5	50.7
14/09/2024	12:49	60.4		63.3	51.2
14/09/2024	12:54	52.5		53.5	51.4
14/09/2024	12:59	52.8		53.7	51.2
14/09/2024	13:04	53.3		54.9	50.9
14/09/2024	13:09	60.6		64.0	54.4
14/09/2024	13:14	64.5	62.6	68.1	58.3
14/09/2024	13:19	62.7		66.7	50.9
14/09/2024	13:24	63.8		66.6	51.5
14/09/2024	13:29	63.9		66.2	55.9
14/09/2024	13:34	65.1		68.6	53.4
14/09/2024	13:39	65.4		68.6	56.9
14/09/2024	13:44	67.6	66.7	70.4	60.9
14/09/2024	13:49	68.0		70.7	62.9
14/09/2024	13:54	66.7		69.8	59.1
14/09/2024	13:59	66.7		70.1	51.7
14/09/2024	14:04	67.2		70.1	58.4
14/09/2024	14:09	66.9		69.9	59.6
14/09/2024	14:14	68.3	65.8	71.1	59.7
14/09/2024	14:19	66.4		70.6	50.8
14/09/2024	14:24	61.2		65.7	50.0
14/09/2024	14:29	54.3		55.3	49.9
14/09/2024	14:34	60.2		60.9	53.9
14/09/2024	14:39	58.5		59.8	54.1
14/09/2024	14:44	63.7	63.5	68.5	50.1
14/09/2024	14:49	55.7		56.9	51.9
14/09/2024	14:54	64.4		68.4	53.8
14/09/2024	14:59	68.0		71.6	59.1
14/09/2024	15:04	66.8		70.7	57.9
14/09/2024	15:09	64.4		67.9	51.6
14/09/2024	15:14	65.7	64.2	69.3	53.9
14/09/2024	15:19	61.5		65.5	48.7
14/09/2024	15:24	61.8		66.2	48.0
14/09/2024	15:29	62.0		63.1	48.1
14/09/2024	15:34	55.3		57.7	48.7
14/09/2024	15:39	61.1		66.6	47.0
14/09/2024	15:44	66.1	62.1	69.4	47.8
14/09/2024	15:49	65.7		70.7	44.7
14/09/2024	15:54	49.2		49.9	44.3
14/09/2024	15:59	51.1		53.8	45.7
14/09/2024	16:04	51.8		54.1	47.6
14/09/2024	16:09	60.0		65.2	46.9
14/09/2024	16:14	71.6	68.4	75.7	48.4
14/09/2024	16:19	69.6		74.4	46.8
14/09/2024	16:24	71.1		74.4	59.1
14/09/2024	16:29	66.3		70.5	48.4
14/09/2024	16:34	62.9		65.6	46.8
14/09/2024	16:39	59.4		64.2	47.1
14/09/2024	16:44	63.2	62.7	67.1	50.2
14/09/2024	16:49	64.0		67.2	54.3
14/09/2024	16:54	64.1		67.9	50.8
14/09/2024	16:59	60.8		65.9	50.0
14/09/2024	17:04	53.2		55.6	49.2
14/09/2024	17:09	54.7		57.1	50.6
14/09/2024	17:14	57.5	54.6	60.8	52.4
14/09/2024	17:19	54.1		56.0	50.9
14/09/2024	17:24	53.0		54.8	50.6
14/09/2024	17:29	53.4		54.9	49.7
14/09/2024	17:34	57.3		61.1	49.9
14/09/2024	17:39	57.9		60.9	50.5
14/09/2024	17:44	54.1	55.5	55.9	49.7
14/09/2024	17:49	51.4		52.7	48.9
14/09/2024	17:54	55.1		57.5	49.9
14/09/2024	17:59	54.2		57.1	49.5
14/09/2024	18:04	55.5		58.6	50.8
14/09/2024	18:09	55.7		58.9	50.6
14/09/2024	18:14	57.2	56.2	60.0	51.9
14/09/2024	18:19	56.0		58.9	51.5
14/09/2024	18:24	55.7		57.5	52.1
14/09/2024	18:29	56.7		57.6	48.3
14/09/2024	18:34	53.1		54.2	48.0
14/09/2024	18:39	59.0		61.2	48.4
14/09/2024	18:44	50.1	55.2	50.4	47.7
14/09/2024	18:49	56.3		60.1	48.9
14/09/2024	18:54	50.3		50.5	48.6
14/09/2024	18:59	55.4		57.0	48.7
		Mean	60.4		
		Maximum	72.0		
		Minimum	48.7		

Station: CM17a

Date	Start Time	Leq (5mins)	Leq (30mins)	L10 (5mins)	L90 (5mins)
15/09/2024	7:04	48.9		50.6	44.2
15/09/2024	7:09	46.3		47.7	43.0
15/09/2024	7:14	44.5	47.5	46.0	42.5
15/09/2024	7:19	47.8		49.4	42.4
15/09/2024	7:24	45.2		46.5	42.6
15/09/2024	7:29	49.7		50.7	43.0
15/09/2024	7:34	51.9		53.1	43.6
15/09/2024	7:39	49.2		51.8	42.5
15/09/2024	7:44	44.8	48.0	46.8	41.8
15/09/2024	7:49	44.3		45.4	42.8
15/09/2024	7:54	47.8		49.6	42.2
15/09/2024	7:59	42.9		44.5	41.6
15/09/2024	8:04	45.4		46.3	42.5
15/09/2024	8:09	44.9		46.2	40.9
15/09/2024	8:14	55.6	54.8	58.1	42.1
15/09/2024	8:19	60.7		61.9	42.5
15/09/2024	8:24	52.3		54.9	42.4
15/09/2024	8:29	46.9		48.1	42.3
15/09/2024	8:34	43.8		46.0	41.8
15/09/2024	8:39	52.1		52.9	41.7
15/09/2024	8:44	44.6	48.3	45.5	42.4
15/09/2024	8:49	50.7		56.3	42.8
15/09/2024	8:54	45.3		47.6	42.9
15/09/2024	8:59	45.6		47.7	43.5
15/09/2024	9:04	47.6		48.8	43.9
15/09/2024	9:09	46.9		48.3	43.8
15/09/2024	9:14	44.7	46.3	46.3	43.1
15/09/2024	9:19	44.9		45.8	43.3
15/09/2024	9:24	45.7		47.4	44.1
15/09/2024	9:29	47.1		49.9	44.0
15/09/2024	9:34	50.2		52.0	44.2
15/09/2024	9:39	57.7		58.1	46.7
15/09/2024	9:44	52.0	53.8	56.2	46.0
15/09/2024	9:49	53.4		56.7	47.3
15/09/2024	9:54	52.5		53.6	45.9
15/09/2024	9:59	52.9		56.9	45.2
15/09/2024	10:04	51.9		52.7	45.4
15/09/2024	10:09	47.4		49.4	44.7
15/09/2024	10:14	47.5	48.7	49.2	45.3
15/09/2024	10:19	46.5		48.1	43.6
15/09/2024	10:24	47.3		49.3	44.6
15/09/2024	10:29	49.3		50.2	44.0
15/09/2024	10:34	46.2		47.1	44.0
15/09/2024	10:39	46.9		49.7	44.1
15/09/2024	10:44	47.8	64.6	50.3	44.1
15/09/2024	10:49	53.7		54.1	44.0
15/09/2024	10:54	51.5		53.9	47.4
15/09/2024	10:59	72.2		77.8	47.0
15/09/2024	11:04	48.4		50.1	44.8
15/09/2024	11:09	49.6		53.1	44.2
15/09/2024	11:14	46.1	47.3	46.8	44.0
15/09/2024	11:19	45.2		46.4	43.7
15/09/2024	11:24	45.2		46.6	43.5
15/09/2024	11:29	47.1		47.4	44.6
15/09/2024	11:34	49.8		52.5	44.2
15/09/2024	11:39	47.6		49.1	45.4
15/09/2024	11:44	49.4	48.4	50.5	45.4
15/09/2024	11:49	48.6		49.3	45.9
15/09/2024	11:54	46.7		47.0	43.5
15/09/2024	11:59	47.5		49.5	44.3
15/09/2024	12:04	51.0		52.0	46.0
15/09/2024	12:09	49.2		50.8	44.6
15/09/2024	12:14	52.7	50.0	54.2	44.3
15/09/2024	12:19	47.1		48.2	43.0
15/09/2024	12:24	45.4		46.0	43.4
15/09/2024	12:29	50.6		52.7	43.8
15/09/2024	12:34	48.4		48.7	43.7
15/09/2024	12:39	49.9		50.0	45.8
15/09/2024	12:44	49.5	49.6	51.3	45.8
15/09/2024	12:49	52.0		54.2	47.6
15/09/2024	12:54	47.3		48.4	45.5
15/09/2024	12:59	49.0		51.3	45.8
15/09/2024	13:04	53.7		54.2	45.7
15/09/2024	13:09	48.1		49.2	46.7
15/09/2024	13:14	48.0	51.6	49.1	46.7
15/09/2024	13:19	51.2		52.5	47.3
15/09/2024	13:24	50.4		52.2	46.8
15/09/2024	13:29	54.3		54.7	46.5
15/09/2024	13:34	52.3		54.8	47.4
15/09/2024	13:39	51.0		52.2	49.6
15/09/2024	13:44	54.1	54.1	57.1	48.9
15/09/2024	13:49	51.3		51.5	47.1
15/09/2024	13:54	56.9		60.0	48.0
15/09/2024	13:59	55.6		56.3	47.7
15/09/2024	14:04	49.9		50.7	47.2
15/09/2024	14:09	51.2		53.2	46.6
15/09/2024	14:14	56.9	54.5	62.8	47.3
15/09/2024	14:19	54.7		56.5	49.5
15/09/2024	14:24	55.1		57.8	49.7
15/09/2024	14:29	55.5		58.1	49.4
15/09/2024	14:34	53.2		54.5	48.5
15/09/2024	14:39	58.1		58.7	47.8
15/09/2024	14:44	57.1	57.2	58.1	53.1
15/09/2024	14:49	61.2		63.9	49.0
15/09/2024	14:54	51.2		52.9	48.6
15/09/2024	14:59	55.2		59.0	47.8
15/09/2024	15:04	48.7		49.7	46.7
15/09/2024	15:09	47.3		48.4	45.9
15/09/2024	15:14	50.1	52.7	50.7	46.9
15/09/2024	15:19	54.0		56.2	46.9
15/09/2024	15:24	54.1		57.3	48.2
15/09/2024	15:29	55.7		56.8	48.2
15/09/2024	15:34	61.7		63.6	48.5
15/09/2024	15:39	56.6		62.9	46.9
15/09/2024	15:44	55.2	56.6	57.5	47.3
15/09/2024	15:49	52.0		55.6	47.7
15/09/2024	15:54	51.8		54.9	47.5
15/09/2024	15:59	51.5		52.7	47.7
15/09/2024	16:04	52.4		53.9	48.6
15/09/2024	16:09	51.5		54.4	48.1
15/09/2024	16:14	50.2	52.3	51.0	47.9
15/09/2024	16:19	50.0		50.6	47.0
15/09/2024	16:24	53.1		53.3	47.0
15/09/2024	16:29	54.6		56.3	48.9
15/09/2024	16:34	55.8		56.4	48.3
15/09/2024	16:39	50.3		51.6	48.3
15/09/2024	16:44	50.0	56.9	50.4	47.0
15/09/2024	16:49	62.8		64.0	46.0
15/09/2024	16:54	52.6		53.7	45.7
15/09/2024	16:59	54.7		55.9	46.6
15/09/2024	17:04	60.3		65.5	45.4
15/09/2024	17:09	56.7		58.9	45.6
15/09/2024	17:14	56.3	56.2	57.2	45.5
15/09/2024	17:19	54.9		57.0	47.0
15/09/2024	17:24	50.8		52.8	45.8
15/09/2024	17:29	51.3		56.0	45.5
15/09/2024	17:34	54.1		56.8	46.1
15/09/2024	17:39	58.0		60.2	46.7
15/09/2024	17:44	53.9	55.9	59.5	46.8
15/09/2024	17:49	57.4		62.3	46.8
15/09/2024	17:54	56.8		57.5	47.8
15/09/2024	17:59	52.6		52.8	47.9
15/09/2024	18:04	53.0		54.3	48.4
15/09/2024	18:09	55.0		57.4	49.2
15/09/2024	18:14	53.5	56.5	54.0	48.3
15/09/2024	18:19	50.6		52.9	47.4
15/09/2024	18:24	55.7		59.0	48.2
15/09/2024	18:29	61.6		64.8	51.4
15/09/2024	18:34	60.0		62.2	48.8
15/09/2024	18:39	53.9		54.9	47.6
15/09/2024	18:44	54.3	54.6	55.7	46.8
15/09/2024	18:49	48.9		51.7	46.4
15/09/2024	18:54	49.0		51.1	46.2
15/09/2024	18:59	47.6		48.1	46.1
		Mean	52.8		
		Maximum	64.6		
		Minimum	46.3		

Date	Start Time	Leq (5mins)	Leq (30mins)	L10 (5mins)	L90 (5mins)
16/09/2024	7:04	49.0		50.6	45.1
16/09/2024	7:09	51.6		56.3	45.1
16/09/2024	7:14	51.1	49.9	54.0	44.3
16/09/2024	7:19	47.7		51.3	44.3
16/09/2024	7:24	49.9		50.3	44.9
16/09/2024	7:29	48.6		48.8	44.5
16/09/2024	7:34	51.0		51.4	45.4
16/09/2024	7:39	55.8		56.0	45.4
16/09/2024	7:44	55.5	53.8	57.5	45.1
16/09/2024	7:49	56.7		60.2	45.3
16/09/2024	7:54	47.1		48.9	44.3
16/09/2024	7:59	47.3		47.7	44.2
16/09/2024	8:04	46.3		48.0	44.5
16/09/2024	8:09	46.9		48.3	44.4
16/09/2024	8:14	48.4	51.1	51.2	44.1
16/09/2024	8:19	49.9		50.7	43.5
16/09/2024	8:24	56.2		58.4	44.8
16/09/2024	8:29	50.2		52.5	44.1
16/09/2024	8:34	49.7		53.2	44.0
16/09/2024	8:39	47.7		49.2	44.8
16/09/2024	8:44	57.1	54.2	61.1	46.9
16/09/2024	8:49	57.3		59.4	45.5
16/09/2024	8:54	54.6		55.7	45.9
16/09/2024	8:59	48.7		50.8	45.6
16/09/2024	9:04	54.9		55.3	45.9
16/09/2024	9:09	48.6		50.4	45.7
16/09/2024	9:14	48.6	52.7	51.1	45.4
16/09/2024	9:19	50.1		52.4	45.7
16/09/2024	9:24	56.2		57.9	50.8
16/09/2024	9:29	51.8		52.8	47.7
16/09/2024	9:34	51.5		52.2	47.9
16/09/2024	9:39	49.7		51.1	47.8
16/09/2024	9:44	50.1	53.4	51.2	48.1
16/09/2024	9:49	56.9		60.1	49.4
16/09/2024	9:54	55.9		56.2	48.8
16/09/2024	9:59	50.3		51.6	48.4
16/09/2024	10:04	53.8		55.5	49.3
16/09/2024	10:09	51.9		54.1	48.5
16/09/2024	10:14	52.6	52.7	54.2	49.5
16/09/2024	10:19	53.7		56.6	47.7
16/09/2024	10:24	49.2		50.2	47.5
16/09/2024	10:29	53.4		57.1	47.6
16/09/2024	10:34	51.7		54.8	47.5
16/09/2024	10:39	58.5		60.2	48.3
16/09/2024	10:44	57.3	54.6	60.0	47.5
16/09/2024	10:49	50.8		53.8	46.0
16/09/2024	10:54	49.6		52.1	45.3
16/09/2024	10:59	51.4		55.6	45.9
16/09/2024	11:04	53.7		54.6	45.6
16/09/2024	11:09	62.8		68.7	45.4
16/09/2024	11:14	65.0	61.7	69.3	58.1
16/09/2024	11:19	61.2		62.0	58.0
16/09/2024	11:24	59.7		61.4	57.7
16/09/2024	11:29	60.9		63.1	58.0
16/09/2024	11:34	65.5		67.9	61.8
16/09/2024	11:39	62.6		64.8	45.2
16/09/2024	11:44	71.3	70.6	72.6	48.6
16/09/2024	11:49	72.7		74.4	67.3
16/09/2024	11:54	73.3		74.7	66.8
16/09/2024	11:59	69.8		71.2	45.8
16/09/2024	12:04	55.2		56.8	45.5
16/09/2024	12:09	46.3		47.6	44.9
16/09/2024	12:14	47.9	50.8	49.4	45.5
16/09/2024	12:19	46.8		48.5	44.5
16/09/2024	12:24	48.2		49.6	44.9
16/09/2024	12:29	52.5		55.3	45.3
16/09/2024	12:34	54.6		56.7	44.4
16/09/2024	12:39	73.1		78.2	46.2
16/09/2024	12:44	81.6	74.4	82.9	77.3
16/09/2024	12:49	49.9		51.7	45.7
16/09/2024	12:54	46.8		48.1	44.9
16/09/2024	12:59	47.0		48.9	45.2
16/09/2024	13:04	48.7		50.0	46.6
16/09/2024	13:09	69.4		76.3	45.9
16/09/2024	13:14	72.0	66.2	77.2	46.7
16/09/2024	13:19	47.5		48.7	46.2
16/09/2024	13:24	51.6		53.8	46.2
16/09/2024	13:29	47.0		48.2	45.6
16/09/2024	13:34	54.7		56.0	46.2
16/09/2024	13:39	48.1		49.3	46.7
16/09/2024	13:44	48.7	52.9	49.8	47.2
16/09/2024	13:49	49.6		52.2	46.8
16/09/2024	13:54	49.2		51.1	47.2
16/09/2024	13:59	57.4		58.8	48.2
16/09/2024	14:04	51.0		51.3	47.9
16/09/2024	14:09	49.2		50.5	47.8
16/09/2024	14:14	51.0	49.9	53.6	48.0
16/09/2024	14:19	48.2		49.1	46.8
16/09/2024	14:24	50.3		51.1	47.9
16/09/2024	14:29	48.8		49.7	47.6
16/09/2024	14:34	48.8		49.5	47.6
16/09/2024	14:39	48.3		49.1	47.3
16/09/2024	14:44	52.5	56.9	57.1	47.5
16/09/2024	14:49	57.1		57.4	47.4
16/09/2024	14:54	56.4		57.5	52.2
16/09/2024	14:59	62.3		65.9	52.1
16/09/2024	15:04	48.3		49.0	46.9
16/09/2024	15:09	49.3		50.0	46.8
16/09/2024	15:14	50.8	53.4	51.8	47.3
16/09/2024	15:19	50.4		50.8	47.3
16/09/2024	15:24	57.4		60.9	47.9
16/09/2024	15:29	55.7		57.7	46.9
16/09/2024	15:34	65.3		65.6	47.5
16/09/2024	15:39	50.3		52.7	47.5
16/09/2024	15:44	48.6	58.1	50.5	46.3
16/09/2024	15:49	49.4		50.5	46.3
16/09/2024	15:54	50.5		52.4	46.4
16/09/2024	15:59	49.3		51.0	46.9
16/09/2024	16:04	63.8		64.0	47.1
16/09/2024	16:09	53.8		56.6	46.2
16/09/2024	16:14	52.3	57.5	54.3	46.4
16/09/2024	16:19	53.8		57.0	47.1
16/09/2024	16:24	50.1		52.1	46.8
16/09/2024	16:29	53.2		54.8	46.8
16/09/2024	16:34	55.4		59.4	46.7
16/09/2024	16:39	48.5		49.5	46.6
16/09/2024	16:44	59.5	56.3	62.5	46.9
16/09/2024	16:49	60.2		66.0	47.8
16/09/2024	16:54	50.3		51.2	47.0
16/09/2024	16:59	48.4		50.7	46.5
16/09/2024	17:04	48.8		51.0	46.2
16/09/2024	17:09	56.2		58.1	47.0
16/09/2024	17:14	54.7	55.1	59.2	46.7
16/09/2024	17:19	57.6		61.1	46.9
16/09/2024	17:24	55.0		58.7	46.6
16/09/2024	17:29	54.3		56.8	46.9
16/09/2024	17:34	54.7		56.2	46.3
16/09/2024	17:39	54.9		55.2	47.1
16/09/2024	17:44	49.9	58.0	52.6	46.4
16/09/2024	17:49	53.1		55.4	46.3
16/09/2024	17:54	56.8		60.0	47.3
16/09/2024	17:59	63.8		66.0	46.5
16/09/2024	18:04	65.4		66.8	47.0
16/09/2024	18:09	52.3		53.8	46.9
16/09/2024	18:14	55.5	59.0	57.8	48.7
16/09/2024	18:19	54.5		56.9	49.0
16/09/2024	18:24	53.7		55.8	48.9
16/09/2024	18:29	53.8		55.7	50.5
16/09/2024	18:34	54.1		57.1	49.1
16/09/2024	18:39	60.1		63.3	51.6
16/09/2024	18:44	58.5	55.7	63.0	47.9
16/09/2024	18:49	51.1		56.3	45.4
16/09/2024	18:54	46.6		47.7	45.5
16/09/2024	18:59	48.2		52.7	45.1
		Mean	56.6		
		Maximum	74.4		
		Minimum	49.9		

Station: CM17a

Date	Start Time	Leq (5mins)	Leq (30mins)	L10 (5mins)	L90 (5mins)
17/09/2024	7:04	49.6		50.5	45.1
17/09/2024	7:09	46.7		48.2	44.2
17/09/2024	7:14	46.8	49.3	48.5	44.3
17/09/2024	7:19	48.9		50.5	45.8
17/09/2024	7:24	48.2		50.2	45.6
17/09/2024	7:29	52.5		56.8	44.2
17/09/2024	7:34	55.8		57.6	44.7
17/09/2024	7:39	55.6		57.5	44.4
17/09/2024	7:44	54.6	61.8	58.8	43.9
17/09/2024	7:49	57.6		58.0	44.5
17/09/2024	7:54	55.3		56.5	44.2
17/09/2024	7:59	68.5		69.9	44.6
17/09/2024	8:04	66.0		66.9	47.0
17/09/2024	8:09	49.9		54.2	44.8
17/09/2024	8:14	48.3	62.9	50.3	45.6
17/09/2024	8:19	50.4		55.5	46.0
17/09/2024	8:24	58.6		62.0	46.9
17/09/2024	8:29	68.2		72.0	45.4
17/09/2024	8:34	53.6		56.3	48.0
17/09/2024	8:39	52.3		54.3	49.1
17/09/2024	8:44	51.9	52.9	54.3	49.2
17/09/2024	8:49	55.2		57.2	49.5
17/09/2024	8:54	51.5		52.3	46.9
17/09/2024	8:59	51.2		55.2	46.6
17/09/2024	9:04	47.9		49.8	45.6
17/09/2024	9:09	49.9		51.6	46.9
17/09/2024	9:14	48.9	51.1	50.1	47.8
17/09/2024	9:19	49.5		50.0	48.0
17/09/2024	9:24	49.8		50.7	48.0
17/09/2024	9:29	55.4		58.4	47.5
17/09/2024	9:34	48.7		49.4	47.9
17/09/2024	9:39	49.0		49.7	48.2
17/09/2024	9:44	50.0	48.4	50.7	47.4
17/09/2024	9:49	47.4		49.0	45.7
17/09/2024	9:54	47.5		49.1	45.6
17/09/2024	9:59	47.1		48.3	45.6
17/09/2024	10:04	48.8		51.3	45.7
17/09/2024	10:09	50.0		51.3	46.5
17/09/2024	10:14	51.8	52.7	54.7	47.0
17/09/2024	10:19	51.8		55.8	46.3
17/09/2024	10:24	51.7		54.5	46.8
17/09/2024	10:29	56.8		60.1	46.8
17/09/2024	10:34	57.9		59.4	56.3
17/09/2024	10:39	59.4		61.2	47.1
17/09/2024	10:44	50.1	55.7	50.9	46.1
17/09/2024	10:49	52.1		53.2	50.7
17/09/2024	10:54	54.3		56.8	50.9
17/09/2024	10:59	53.2		53.7	50.9
17/09/2024	11:04	51.8		52.9	50.7
17/09/2024	11:09	52.0		52.1	50.6
17/09/2024	11:14	51.4	51.6	52.9	47.0
17/09/2024	11:19	53.3		57.8	46.0
17/09/2024	11:24	47.2		48.2	45.8
17/09/2024	11:29	51.9		53.0	45.6
17/09/2024	11:34	52.5		53.6	46.6
17/09/2024	11:39	48.8		50.1	46.2
17/09/2024	11:44	53.3	54.3	54.0	46.1
17/09/2024	11:49	50.9		52.0	46.4
17/09/2024	11:54	53.4		55.0	45.8
17/09/2024	11:59	59.1		61.9	45.2
17/09/2024	12:04	47.0		48.0	45.8
17/09/2024	12:09	46.1		47.3	45.0
17/09/2024	12:14	47.4	49.1	48.7	45.6
17/09/2024	12:19	47.5		48.9	45.7
17/09/2024	12:24	53.3		55.1	47.1
17/09/2024	12:29	48.7		50.4	46.4
17/09/2024	12:34	50.4		54.3	45.5
17/09/2024	12:39	46.4		48.1	45.1
17/09/2024	12:44	46.6	49.2	48.0	45.2
17/09/2024	12:49	50.9		52.3	46.2
17/09/2024	12:54	50.4		52.5	46.3
17/09/2024	12:59	48.5		50.4	46.5
17/09/2024	13:04	48.2		49.9	46.0
17/09/2024	13:09	57.1		57.4	45.5
17/09/2024	13:14	58.4	56.6	60.9	55.6
17/09/2024	13:19	58.1		60.0	53.4
17/09/2024	13:24	57.1		59.5	53.0
17/09/2024	13:29	54.7		58.0	48.0
17/09/2024	13:34	48.4		49.9	46.9
17/09/2024	13:39	53.6		57.6	46.5
17/09/2024	13:44	54.8	55.2	59.4	47.1
17/09/2024	13:49	58.2		60.3	53.3
17/09/2024	13:54	57.5		60.1	49.7
17/09/2024	13:59	51.8		52.5	47.9
17/09/2024	14:04	49.6		50.8	47.6
17/09/2024	14:09	50.6		52.2	48.4
17/09/2024	14:14	48.7	49.4	50.4	46.7
17/09/2024	14:19	50.7		52.9	46.1
17/09/2024	14:24	48.4		50.3	46.0
17/09/2024	14:29	47.9		49.4	46.3
17/09/2024	14:34	48.4		49.4	46.2
17/09/2024	14:39	50.8		51.1	47.2
17/09/2024	14:44	48.2	49.3	49.5	46.6
17/09/2024	14:49	51.0		51.2	46.8
17/09/2024	14:54	49.5		51.5	46.5
17/09/2024	14:59	46.2		47.1	45.3
17/09/2024	15:04	47.1		48.0	45.1
17/09/2024	15:09	47.5		49.0	45.7
17/09/2024	15:14	50.0	57.7	51.8	46.8
17/09/2024	15:19	58.1		59.9	47.3
17/09/2024	15:24	59.2		61.8	54.8
17/09/2024	15:29	62.6		66.0	46.1
17/09/2024	15:34	55.2		59.9	46.4
17/09/2024	15:39	49.7		52.8	46.1
17/09/2024	15:44	52.7	52.8	55.2	46.3
17/09/2024	15:49	51.4		53.9	46.6
17/09/2024	15:54	53.1		55.3	46.7
17/09/2024	15:59	52.9		55.7	47.6
17/09/2024	16:04	50.9		52.9	47.9
17/09/2024	16:09	50.6		52.5	48.0
17/09/2024	16:14	53.7	52.6	53.8	48.7
17/09/2024	16:19	54.4		57.2	49.0
17/09/2024	16:24	53.4		56.0	48.6
17/09/2024	16:29	51.1		53.6	48.1
17/09/2024	16:34	64.5		69.5	48.4
17/09/2024	16:39	64.7		69.5	48.8
17/09/2024	16:44	50.6	64.2	51.4	47.3
17/09/2024	16:49	55.4		57.8	47.6
17/09/2024	16:54	64.5		69.4	51.7
17/09/2024	16:59	68.2		72.7	49.9
17/09/2024	17:04	57.1		61.8	49.6
17/09/2024	17:09	55.6		59.4	48.8
17/09/2024	17:14	53.3	54.7	55.5	49.4
17/09/2024	17:19	55.9		65.5	48.2
17/09/2024	17:24	50.4		51.1	47.3
17/09/2024	17:29	52.8		54.8	48.5
17/09/2024	17:34	55.5		57.1	48.4
17/09/2024	17:39	51.4		53.2	47.3
17/09/2024	17:44	55.5	55.0	59.6	46.7
17/09/2024	17:49	59.0		61.4	46.5
17/09/2024	17:54	50.8		51.7	46.8
17/09/2024	17:59	51.6		53.3	47.2
17/09/2024	18:04	53.3		54.5	49.8
17/09/2024	18:09	55.8		56.3	50.5
17/09/2024	18:14	53.2	54.0	56.0	47.7
17/09/2024	18:19	52.5		54.0	47.4
17/09/2024	18:24	53.8		56.7	49.3
17/09/2024	18:29	54.6		57.4	48.8
17/09/2024	18:34	56.0		57.0	54.8
17/09/2024	18:39	55.1		57.0	46.6
17/09/2024	18:44	47.5	52.4	48.3	46.2
17/09/2024	18:49	49.3		55.9	46.1
17/09/2024	18:54	51.1		54.7	46.2
17/09/2024	18:59	47.2		47.8	46.0
		Mean	53.9		
		Maximum	64.2		
		Minimum	48.4		

Date	Start Time	Leq (5mins)	Leq (30mins)	L10 (5mins)	L90 (5mins)
18/09/2024	7:04	44.6		46.7	42.5
18/09/2024	7:09	45.1		47.0	43.2
18/09/2024	7:14	44.8	45.6	46.3	43.2
18/09/2024	7:19	46.2		48.4	43.4
18/09/2024	7:24	47.2		50.3	43.5
18/09/2024	7:29	45.1		46.3	42.9
18/09/2024	7:34	46.9		48.8	43.2
18/09/2024	7:39	50.0		55.3	43.0
18/09/2024	7:44	47.9	48.5	49.7	43.3
18/09/2024	7:49	47.2		50.0	43.6
18/09/2024	7:54	48.7		50.5	44.1
18/09/2024	7:59	49.6		51.9	44.1
18/09/2024	8:04	45.6		47.7	42.9
18/09/2024	8:09	44.8		45.9	43.1
18/09/2024	8:14	44.3	49.6	45.7	43.1
18/09/2024	8:19	54.9		58.4	45.0
18/09/2024	8:24	49.4		50.2	44.3
18/09/2024	8:29	47.3		48.0	43.2
18/09/2024	8:34	48.5		49.5	43.5
18/09/2024	8:39	44.8		46.2	43.4
18/09/2024	8:44	45.1	46.4	46.5	43.6
18/09/2024	8:49	45.6		45.8	43.3
18/09/2024	8:54	47.0		49.5	44.1
18/09/2024	8:59	46.3		48.1	43.7
18/09/2024	9:04	47.3		47.5	43.9
18/09/2024	9:09	58.7		63.2	44.0
18/09/2024	9:14	54.4	55.5	58.2	45.4
18/09/2024	9:19	57.7		61.7	46.0
18/09/2024	9:24	50.6		52.6	46.3
18/09/2024	9:29	55.7		57.9	45.8
18/09/2024	9:34	50.5		53.0	46.3
18/09/2024	9:39	51.1		51.3	46.7
18/09/2024	9:44	50.6	50.1	51.5	46.0
18/09/2024	9:49	47.8		49.4	45.2
18/09/2024	9:54	51.5		54.7	45.5
18/09/2024	9:59	47.0		48.7	44.7
18/09/2024	10:04	47.9		49.5	45.0
18/09/2024	10:09	50.2		52.4	45.5
18/09/2024	10:14	49.1	52.0	50.8	46.0
18/09/2024	10:19	52.5		54.1	45.5
18/09/2024	10:24	49.3		51.6	45.6
18/09/2024	10:29	56.4		60.7	45.6
18/09/2024	10:34	48.1		49.5	45.0
18/09/2024	10:39	61.9		63.2	46.0
18/09/2024	10:44	60.2	60.4	61.1	45.4
18/09/2024	10:49	49.2		49.7	45.1
18/09/2024	10:54	65.7		70.6	45.4
18/09/2024	10:59	48.3		50.8	45.6
18/09/2024	11:04	50.9		52.6	45.3
18/09/2024	11:09	47.4		48.7	46.4
18/09/2024	11:14	55.3	54.8	56.2	54.3
18/09/2024	11:19	56.1		58.3	54.3
18/09/2024	11:24	57.2		58.7	54.6
18/09/2024	11:29	55.5		56.5	54.4
18/09/2024	11:34	55.1		56.0	53.9
18/09/2024	11:39	54.6		55.8	53.4
18/09/2024	11:44	55.2	55.0	56.7	53.5
18/09/2024	11:49	54.6		55.7	53.3
18/09/2024	11:54	54.8		55.8	53.6
18/09/2024	11:59	55.5		56.1	53.9
18/09/2024	12:04	53.9		54.4	53.1
18/09/2024	12:09	54.0		55.2	52.5
18/09/2024	12:14	53.0	54.6	54.0	52.1
18/09/2024	12:19	54.3		56.1	52.4
18/09/2024	12:24	55.8		57.8	53.0
18/09/2024	12:29	55.8		57.7	52.7
18/09/2024	12:34	56.1		58.8	52.4
18/09/2024	12:39	55.2		57.4	52.0
18/09/2024	12:44	54.8	55.9	57.2	52.1
18/09/2024	12:49	53.2		54.5	51.7
18/09/2024	12:54	54.4		55.9	51.9
18/09/2024	12:59	59.2		59.7	53.9
18/09/2024	13:04	57.1		59.2	53.0
18/09/2024	13:09	57.5		59.9	53.8
18/09/2024	13:14	58.5	68.0	61.0	54.5
18/09/2024	13:19	55.3		56.9	51.7
18/09/2024	13:24	72.8		76.2	61.3
18/09/2024	13:29	72.3		76.0	58.1
18/09/2024	13:34	67.8		72.1	55.9
18/09/2024	13:39	60.8		63.8	56.0
18/09/2024	13:44	63.9	65.2	66.1	59.9
18/09/2024	13:49	65.5		68.3	60.5
18/09/2024	13:54	65.3		68.1	60.3
18/09/2024	13:59	65.2		69.2	59.6
18/09/2024	14:04	67.1		70.0	63.4
18/09/2024	14:09	57.3		58.0	55.0
18/09/2024	14:14	59.0	68.0	61.6	56.0
18/09/2024	14:19	57.5		59.0	55.5
18/09/2024	14:24	72.8		77.8	58.9
18/09/2024	14:29	70.7		77.0	60.4
18/09/2024	14:34	58.8		60.8	55.9
18/09/2024	14:39	58.5		61.1	54.9
18/09/2024	14:44	58.4	59.2	60.6	56.0
18/09/2024	14:49	60.4		62.0	57.5
18/09/2024	14:54	59.3		61.8	56.2
18/09/2024	14:59	59.2		62.1	55.5
18/09/2024	15:04	60.1		62.2	57.1
18/09/2024	15:09	58.4		59.8	54.8
18/09/2024	15:14	60.2	58.7	61.9	55.1
18/09/2024	15:19	58.6		59.9	55.1
18/09/2024	15:24	56.7		59.4	53.9
18/09/2024	15:29	56.5		57.7	54.3
18/09/2024	15:34	55.2		56.8	53.8
18/09/2024	15:39	55.6		56.4	54.2
18/09/2024	15:44	57.9	64.4	59.7	55.8
18/09/2024	15:49	64.8		69.3	57.0
18/09/2024	15:54	68.3		71.6	59.1
18/09/2024	15:59	67.3		70.7	58.8
18/09/2024	16:04	61.7		63.3	59.6
18/09/2024	16:09	68.3		72.5	57.9
18/09/2024	16:14	64.1	63.2	65.4	57.6
18/09/2024	16:19	57.9		58.5	54.8
18/09/2024	16:24	56.5		58.2	54.5
18/09/2024	16:29	57.3		61.3	54.1
18/09/2024	16:34	55.4		56.8	53.8
18/09/2024	16:39	55.3		56.2	54.0
18/09/2024	16:44	57.8	56.7	59.8	54.5
18/09/2024	16:49	55.7		57.1	54.2
18/09/2024	16:54	57.1		58.8	54.0
18/09/2024	16:59	58.0		60.7	53.8
18/09/2024	17:04	58.9		61.3	55.5
18/09/2024	17:09	61.5		64.1	56.3
18/09/2024	17:14	57.9	59.1	60.7	53.8
18/09/2024	17:19	58.0		60.1	55.3
18/09/2024	17:24	58.8		61.3	56.0
18/09/2024	17:29	58.3		60.7	55.9
18/09/2024	17:34	56.7		58.4	54.0
18/09/2024	17:39	60.5		65.4	53.5
18/09/2024	17:44	60.7	57.9	64.0	53.3
18/09/2024	17:49	53.9		54.7	53.2
18/09/2024	17:54	55.9		57.9	53.2
18/09/2024	17:59	54.2		56.6	52.2
18/09/2024	18:04	55.8		57.8	52.9
18/09/2024	18:09	53.7		55.0	52.3
18/09/2024	18:14	53.0	53.9	53.5	52.3
18/09/2024	18:19	52.9		53.6	51.6
18/09/2024	18:24	54.6		57.7	51.4
18/09/2024	18:29	52.8		54.4	51.6
18/09/2024	18:34	52.0		52.8	51.3
18/09/2024	18:39	52.1		52.6	51.4
18/09/2024	18:44	52.7	52.7	53.3	51.9
18/09/2024	18:49	53.8		55.1	52.4
18/09/2024	18:54	52.9		53.5	51.8
18/09/2024	18:59	52.2		53.1	51.1
		Mean	56.5		
		Maximum	68.0		
		Minimum	45.6		

Station: CM17a

Date	Start Time	Leq (5mins)	Leq (30mins)	L10 (5mins)	L90 (5mins)
19/09/2024	7:04	52.9		57.0	47.6
19/09/2024	7:09	51.6		54.6	46.8
19/09/2024	7:14	51.5	51.0	55.0	46.8
19/09/2024	7:19	49.3		51.3	46.7
19/09/2024	7:24	50.0		52.3	46.9
19/09/2024	7:29	49.1		50.5	47.1
19/09/2024	7:34	49.6		50.3	47.0
19/09/2024	7:39	51.3		51.7	47.0
19/09/2024	7:44	53.5	55.5	56.0	49.5
19/09/2024	7:49	57.1		60.4	52.2
19/09/2024	7:54	59.3		60.6	48.0
19/09/2024	7:59	54.9		58.6	48.4
19/09/2024	8:04	60.4		61.5	50.4
19/09/2024	8:09	55.1		57.2	50.5
19/09/2024	8:14	52.8	60.1	55.0	50.4
19/09/2024	8:19	56.0		58.4	51.9
19/09/2024	8:24	65.2		69.1	53.4
19/09/2024	8:29	59.4		60.0	52.2
19/09/2024	8:34	61.2		62.1	53.8
19/09/2024	8:39	54.5		56.3	52.4
19/09/2024	8:44	57.5	57.8	60.1	52.5
19/09/2024	8:49	58.2		61.7	54.7
19/09/2024	8:54	56.3		57.6	54.3
19/09/2024	8:59	55.3		57.1	52.9
19/09/2024	9:04	54.7		56.3	52.7
19/09/2024	9:09	54.9		56.5	53.2
19/09/2024	9:14	55.4	58.2	56.9	53.8
19/09/2024	9:19	55.2		57.3	53.2
19/09/2024	9:24	63.7		65.9	54.1
19/09/2024	9:29	55.0		55.9	53.7
19/09/2024	9:34	56.8		58.6	54.7
19/09/2024	9:39	58.9		61.8	54.7
19/09/2024	9:44	58.3	58.0	60.9	55.1
19/09/2024	9:49	59.1		61.7	55.4
19/09/2024	9:54	57.9		60.9	53.9
19/09/2024	9:59	56.3		58.0	54.3
19/09/2024	10:04	55.6		57.0	53.8
19/09/2024	10:09	58.1		60.0	55.1
19/09/2024	10:14	59.4	60.4	61.5	55.7
19/09/2024	10:19	57.2		59.4	54.9
19/09/2024	10:24	65.5		66.6	55.2
19/09/2024	10:29	58.2		59.9	55.2
19/09/2024	10:34	60.5		62.1	55.6
19/09/2024	10:39	64.2		64.3	55.8
19/09/2024	10:44	57.3	60.2	58.9	55.2
19/09/2024	10:49	57.8		61.4	55.1
19/09/2024	10:54	58.6		60.0	56.3
19/09/2024	10:59	58.1		59.4	55.8
19/09/2024	11:04	58.8		60.4	57.1
19/09/2024	11:09	58.6		59.9	56.0
19/09/2024	11:14	57.1	57.6	58.8	55.0
19/09/2024	11:19	55.7		57.7	53.8
19/09/2024	11:24	57.0		59.3	54.0
19/09/2024	11:29	57.7		60.4	53.0
19/09/2024	11:34	55.6		58.0	52.2
19/09/2024	11:39	55.6		58.7	52.4
19/09/2024	11:44	55.7	54.8	59.0	52.7
19/09/2024	11:49	54.2		55.9	52.3
19/09/2024	11:54	53.5		54.4	52.6
19/09/2024	11:59	53.6		54.8	52.3
19/09/2024	12:04	53.6		55.1	52.0
19/09/2024	12:09	54.8		56.2	52.4
19/09/2024	12:14	56.0	56.1	58.7	52.3
19/09/2024	12:19	55.5		58.0	52.4
19/09/2024	12:24	57.2		60.2	52.5
19/09/2024	12:29	58.1		62.4	52.1
19/09/2024	12:34	66.9		68.4	53.5
19/09/2024	12:39	66.4		66.7	54.7
19/09/2024	12:44	59.8	63.7	62.1	56.4
19/09/2024	12:49	60.2		62.7	57.8
19/09/2024	12:54	61.9		64.0	58.6
19/09/2024	12:59	60.9		63.7	57.4
19/09/2024	13:04	60.5		61.9	58.0
19/09/2024	13:09	60.5		62.3	58.2
19/09/2024	13:14	60.6	60.3	61.9	57.9
19/09/2024	13:19	59.8		61.0	58.2
19/09/2024	13:24	59.9		61.5	58.0
19/09/2024	13:29	60.4		62.7	58.2
19/09/2024	13:34	67.9		68.4	58.5
19/09/2024	13:42	66.9		69.3	60.1
19/09/2024	13:47	65.8		70.3	58.0
19/09/2024	13:52	61.2	63.7	63.3	58.2
19/09/2024	13:57	60.4		62.7	57.1
19/09/2024	14:02	60.9		62.6	58.5
19/09/2024	14:07	62.2		64.2	59.5
19/09/2024	14:12	60.0		61.5	58.2
19/09/2024	14:17	63.1		64.9	60.0
19/09/2024	14:22	61.3	60.9	63.9	58.5
19/09/2024	14:27	60.0		61.5	57.1
19/09/2024	14:32	59.8		61.6	57.5
19/09/2024	14:37	59.9		61.4	57.8
19/09/2024	14:42	59.7		61.7	56.9
19/09/2024	14:47	60.0		61.1	56.7
19/09/2024	14:52	58.4	59.9	59.6	57.0
19/09/2024	14:57	58.4		59.5	57.2
19/09/2024	15:02	60.9		62.6	58.8
19/09/2024	15:07	61.1		62.9	58.9
19/09/2024	15:12	60.2		61.4	58.0
19/09/2024	15:17	60.5		63.5	56.8
19/09/2024	15:22	60.7	60.1	63.2	57.4
19/09/2024	15:27	60.6		61.8	58.7
19/09/2024	15:32	59.3		60.8	57.2
19/09/2024	15:37	58.9		60.0	56.8
19/09/2024	15:42	57.5		58.9	55.9
19/09/2024	15:47	59.3		62.4	56.7
19/09/2024	15:52	58.7	59.3	60.7	56.8
19/09/2024	15:57	59.6		61.2	57.5
19/09/2024	16:02	60.1		61.2	57.1
19/09/2024	16:07	59.9		61.6	57.4
19/09/2024	16:12	58.3		60.2	56.0
19/09/2024	16:17	61.4		63.1	59.0
19/09/2024	16:22	61.3	60.1	64.3	57.0
19/09/2024	16:27	61.3		64.6	54.2
19/09/2024	16:32	54.9		55.7	53.8
19/09/2024	16:37	60.2		62.9	55.4
19/09/2024	16:42	58.9		61.1	56.9
19/09/2024	16:47	57.7		58.7	55.0
19/09/2024	16:52	55.9	57.0	57.5	54.3
19/09/2024	16:57	54.9		55.8	53.8
19/09/2024	17:02	56.6		58.6	54.5
19/09/2024	17:07	56.8		58.7	54.5
19/09/2024	17:12	58.8		61.3	54.9
19/09/2024	17:17	58.8		60.0	56.0
19/09/2024	17:22	57.8	58.3	59.8	53.7
19/09/2024	17:27	57.7		59.8	54.9
19/09/2024	17:32	59.0		60.7	49.0
19/09/2024	17:37	57.2		57.5	46.9
19/09/2024	17:42	52.3		54.9	47.7
19/09/2024	17:47	54.2		56.0	47.2
19/09/2024	17:52	50.9	53.2	53.1	47.4
19/09/2024	17:57	53.1		54.8	48.5
19/09/2024	18:02	51.7		53.7	48.7
19/09/2024	18:07	55.3		57.5	50.1
19/09/2024	18:12	52.0		54.4	48.8
19/09/2024	18:17	53.9		56.9	49.3
19/09/2024	18:22	57.8	55.5	61.0	50.4
19/09/2024	18:27	57.3		60.6	47.4
19/09/2024	18:32	54.6		56.1	45.9
19/09/2024	18:37	54.4		56.5	45.6
19/09/2024	18:42	54.8		57.3	45.9
19/09/2024	18:47	48.1		50.1	45.7
19/09/2024	18:52	47.8		48.8	45.6
19/09/2024	18:57	47.7		48.1	45.4
		Mean	58.3		
		Maximum	63.7		
		Minimum	51.0		

Date	Start Time	Leq (5mins)	Leq (30mins)	L10 (5mins)	L90 (5mins)
20/09/2024	7:02	48.4		50.3	44.7
20/09/2024	7:07	48.3		51.0	45.2
20/09/2024	7:12	54.3	52.9	59.4	43.7
20/09/2024	7:17	56.6		60.0	44.5
20/09/2024	7:22	52.4		52.6	43.2
20/09/2024	7:27	51.5		52.4	43.2
20/09/2024	7:32	52.4		56.7	42.3
20/09/2024	7:37	51.4		54.2	43.1
20/09/2024	7:42	53.8	53.3	54.6	43.7
20/09/2024	7:47	49.6		53.0	43.7
20/09/2024	7:52	51.8		55.0	45.5
20/09/2024	7:57	56.8		63.2	44.7
20/09/2024	8:02	52.1		52.7	44.5
20/09/2024	8:07	47.9		49.3	43.5
20/09/2024	8:12	55.2	54.8	60.3	44.4
20/09/2024	8:17	49.9		50.7	44.8
20/09/2024	8:22	55.5		59.6	46.0
20/09/2024	8:27	59.0		59.2	45.6
20/09/2024	8:32	54.2		55.5	45.1
20/09/2024	8:37	51.6		52.0	44.8
20/09/2024	8:42	58.7	53.8	60.2	46.0
20/09/2024	8:47	48.6		50.2	46.7
20/09/2024	8:52	49.2		50.6	47.0
20/09/2024	8:57	51.6		52.6	46.9
20/09/2024	9:02	47.4		48.5	44.8
20/09/2024	9:07	47.6		50.1	44.9
20/09/2024	9:12	53.1	53.5	58.2	45.6
20/09/2024	9:17	47.8		50.1	45.2
20/09/2024	9:22	47.7		47.8	45.2
20/09/2024	9:27	59.6		62.5	45.3
20/09/2024	9:32	47.8		49.3	46.1
20/09/2024	9:37	58.7		60.7	52.3
20/09/2024	9:42	54.9	53.4	57.0	46.0
20/09/2024	9:47	47.1		47.9	45.8
20/09/2024	9:52	46.9		48.3	45.4
20/09/2024	9:57	50.4		51.4	45.1
20/09/2024	10:02	47.4		48.9	45.2
20/09/2024	10:07	48.8		50.8	46.0
20/09/2024	10:12	48.7	54.6	50.2	45.6
20/09/2024	10:17	54.3		57.3	47.0
20/09/2024	10:22	60.8		64.0	46.7
20/09/2024	10:27	48.3		50.2	46.0
20/09/2024	10:32	52.6		56.4	46.4
20/09/2024	10:37	49.8		52.4	45.6
20/09/2024	10:42	50.6	50.0	53.1	45.8
20/09/2024	10:47	47.5		49.4	45.3
20/09/2024	10:52	48.4		49.9	45.7
20/09/2024	10:57	49.1		51.3	46.8
20/09/2024	11:02	52.4		52.9	45.3
20/09/2024	11:07	55.7		56.6	45.8
20/09/2024	11:12	47.2	69.8	48.2	44.7
20/09/2024	11:17	47.2		47.8	45.4
20/09/2024	11:22	48.7		51.1	45.2
20/09/2024	11:27	77.5		81.7	45.8
20/09/2024	11:32	74.3		80.6	45.4
20/09/2024	11:37	50.3		50.8	46.0
20/09/2024	11:42	46.7	66.6	48.4	44.7
20/09/2024	11:47	47.5		49.4	44.7
20/09/2024	11:52	47.3		49.1	44.6
20/09/2024	11:57	56.4		57.8	44.9
20/09/2024	12:02	72.9		77.8	44.8
20/09/2024	12:07	51.9		54.9	44.0
20/09/2024	12:12	48.8	65.2	51.1	45.0
20/09/2024	12:17	46.1		47.5	44.6
20/09/2024	12:22	49.0		52.0	44.9
20/09/2024	12:27	52.0		52.2	44.9
20/09/2024	12:32	50.3		54.0	45.7
20/09/2024	12:37	50.1		55.1	44.8
20/09/2024	12:42	54.1	50.6	54.8	45.5
20/09/2024	12:47	49.3		51.6	45.2
20/09/2024	12:52	48.4		49.8	45.7
20/09/2024	12:57	48.5		51.0	45.7
20/09/2024	13:02	55.4		56.4	45.9
20/09/2024	13:07	49.7		53.5	45.3
20/09/2024	13:12	47.8	50.9	49.2	45.4
20/09/2024	13:17	50.5		51.7	45.7
20/09/2024	13:22	48.4		50.3	45.5
20/09/2024	13:27	47.8		49.2	44.8
20/09/2024	13:32	47.1		48.3	45.6
20/09/2024	13:37	51.6		53.5	46.5
20/09/2024	13:42	52.2	51.2	52.5	46.2
20/09/2024	13:47	50.3		50.7	47.1
20/09/2024	13:52	50.2		50.4	46.9
20/09/2024	13:57	53.3		53.5	47.5
20/09/2024	14:02	57.3		59.4	47.0
20/09/2024	14:07	51.8		54.4	47.1
20/09/2024	14:12	52.7	55.4	55.9	48.5
20/09/2024	14:17	58.6		62.3	49.0
20/09/2024	14:22	51.4		52.8	49.0
20/09/2024	14:27	55.4		57.1	50.7
20/09/2024	14:32	53.0		54.7	50.8
20/09/2024	14:37	53.3		54.2	50.5
20/09/2024	14:42	51.5	53.8	53.2	49.4
20/09/2024	14:47	54.6		55.0	49.8
20/09/2024	14:52	53.9		56.2	49.2
20/09/2024	14:57	55.6		58.3	49.8
20/09/2024	15:02	56.1		57.2	54.3
20/09/2024	15:07	55.7		58.3	52.4
20/09/2024	15:12	54.3	70.0	57.6	47.4
20/09/2024	15:17	54.9		58.0	48.2
20/09/2024	15:22	77.0		82.4	54.7
20/09/2024	15:27	69.1		74.3	57.9
20/09/2024	15:32	80.0		85.7	51.5
20/09/2024	15:37	81.1		84.5	57.3
20/09/2024	15:42	59.6	75.9	63.6	48.7
20/09/2024	15:47	55.7		56.1	50.7
20/09/2024	15:52	54.4		56.2	49.9
20/09/2024	15:57	56.5		58.1	50.6
20/09/2024	16:02	53.0		55.0	49.8
20/09/2024	16:07	52.5		53.5	49.0
20/09/2024	16:12	52.1	52.4	53.9	49.9
20/09/2024	16:17	52.4		53.9	49.7
20/09/2024	16:22	52.4		55.4	49.3
20/09/2024	16:27	52.0		54.2	48.8
20/09/2024	16:32	55.5		58.6	49.3
20/09/2024	16:37	59.3		62.3	50.8
20/09/2024	16:42	53.3	56.0	55.7	49.1
20/09/2024	16:47	54.3		56.9	50.1
20/09/2024	16:52	57.0		59.6	50.9
20/09/2024	16:57	53.3		55.0	49.8
20/09/2024	17:02	57.1		58.4	49.9
20/09/2024	17:07	53.6		56.3	49.2
20/09/2024	17:12	51.5	54.7	53.1	48.3
20/09/2024	17:17	52.5		54.4	48.8
20/09/2024	17:22	54.0		57.3	48.7
20/09/2024	17:27	56.5		59.5	49.4
20/09/2024	17:32	61.5		62.6	51.8
20/09/2024	17:37	58.1		59.3	51.6
20/09/2024	17:42	56.6	58.2	60.1	50.8
20/09/2024	17:47	57.7		60.2	51.7
20/09/2024	17:52	56.6		60.0	50.6
20/09/2024	17:57	56.2		57.7	51.0
20/09/2024	18:02	52.9		55.4	49.5
20/09/2024	18:07	58.5		60.4	50.2
20/09/2024	18:12	55.7	56.8	56.2	50.0
20/09/2024	18:17	58.5		60.8	50.3
20/09/2024	18:22	55.8		58.9	48.6
20/09/2024	18:27	57.3		61.6	48.7
20/09/2024	18:32	56.7		57.3	48.5
20/09/2024	18:37	53.6		54.2	47.5
20/09/2024	18:42	48.8	53.0	49.9	46.9
20/09/2024	18:47	52.8		56.3	47.1
20/09/2024	18:52	52.0		53.8	47.5
20/09/2024	18:57	48.9		49.6	47.5
		Mean	57.0		
		Maximum	75.9		
		Minimum	50.0		

Station: CM17a

Date	Start Time	Leq (5mins)	Leq (30mins)	L10 (5mins)	L90 (5mins)
21/09/2024	7:02	49.4		50.9	44.1
21/09/2024	7:07	45.0		46.1	43.9
21/09/2024	7:12	46.6	52.0	47.6	44.4
21/09/2024	7:17	49.5		51.4	44.6
21/09/2024	7:22	53.3		56.1	49.2
21/09/2024	7:27	56.8		58.4	49.3
21/09/2024	7:32	62.1		65.5	53.8
21/09/2024	7:37	55.4		58.4	51.1
21/09/2024	7:42	50.4	57.8	52.5	47.7
21/09/2024	7:47	55.2		57.9	48.3
21/09/2024	7:52	59.4		60.9	55.6
21/09/2024	7:57	55.0		57.5	51.6
21/09/2024	8:02	52.6		54.7	48.9
21/09/2024	8:07	56.7		61.4	47.9
21/09/2024	8:12	58.9	55.1	59.6	47.3
21/09/2024	8:17	54.2		56.1	47.6
21/09/2024	8:22	52.1		54.5	47.0
21/09/2024	8:27	50.0		50.9	47.0
21/09/2024	8:32	52.0		54.6	46.9
21/09/2024	8:37	56.2		56.7	49.0
21/09/2024	8:42	52.2	55.5	54.1	49.0
21/09/2024	8:47	59.9		61.9	48.3
21/09/2024	8:52	50.1		52.5	47.5
21/09/2024	8:57	55.0		56.4	48.2
21/09/2024	9:02	55.7		59.2	47.5
21/09/2024	9:07	58.6		61.4	52.8
21/09/2024	9:12	56.7	57.4	61.3	49.4
21/09/2024	9:17	58.0		58.6	46.7
21/09/2024	9:22	60.2		65.0	46.7
21/09/2024	9:27	47.7		48.7	46.7
21/09/2024	9:32	51.3		53.5	46.7
21/09/2024	9:37	51.2		53.9	47.7
21/09/2024	9:42	50.5	56.3	52.5	47.4
21/09/2024	9:47	53.8		54.5	47.8
21/09/2024	9:52	59.8		63.8	47.7
21/09/2024	9:57	60.0		64.3	47.5
21/09/2024	10:02	49.6		50.8	47.3
21/09/2024	10:07	50.9		51.3	46.9
21/09/2024	10:12	66.0	65.9	70.1	47.2
21/09/2024	10:17	72.8		78.9	47.7
21/09/2024	10:22	53.6		56.8	46.4
21/09/2024	10:27	48.8		50.5	46.6
21/09/2024	10:32	48.8		51.3	46.3
21/09/2024	10:37	49.7		52.0	46.1
21/09/2024	10:42	54.1	58.2	56.9	48.1
21/09/2024	10:47	56.1		57.1	53.9
21/09/2024	10:52	56.1		57.1	52.9
21/09/2024	10:57	64.4		67.6	49.9
21/09/2024	11:02	66.1		68.6	62.4
21/09/2024	11:07	66.1		68.7	61.8
21/09/2024	11:12	64.9	64.5	67.5	60.3
21/09/2024	11:17	65.9		68.5	59.1
21/09/2024	11:22	59.5		60.6	56.6
21/09/2024	11:27	59.5		61.5	54.8
21/09/2024	11:32	56.3		58.7	52.6
21/09/2024	11:37	80.4		83.4	63.2
21/09/2024	11:42	75.2	73.9	82.1	51.5
21/09/2024	11:47	64.1		64.9	52.2
21/09/2024	11:52	60.8		63.3	59.2
21/09/2024	11:57	59.3		61.3	49.3
21/09/2024	12:02	59.1		63.3	50.5
21/09/2024	12:07	62.9		65.7	59.3
21/09/2024	12:12	57.4	60.5	59.1	55.5
21/09/2024	12:17	62.6		64.9	59.5
21/09/2024	12:22	59.7		61.4	57.6
21/09/2024	12:27	57.8		59.0	56.0
21/09/2024	12:32	58.2		59.1	56.9
21/09/2024	12:37	59.3		61.2	54.7
21/09/2024	12:42	60.3	61.1	63.0	55.1
21/09/2024	12:47	61.6		62.1	57.0
21/09/2024	12:52	61.4		62.8	54.1
21/09/2024	12:57	63.6		66.5	52.0
21/09/2024	13:02	70.2		70.8	50.7
21/09/2024	13:07	70.2		76.0	60.3
21/09/2024	13:12	66.7	66.9	68.4	64.2
21/09/2024	13:17	61.1		63.5	58.4
21/09/2024	13:22	60.2		61.6	58.5
21/09/2024	13:27	61.7		63.1	59.1
21/09/2024	13:32	63.9		66.3	61.3
21/09/2024	13:37	63.3		65.8	59.7
21/09/2024	13:42	63.9	64.0	65.3	62.0
21/09/2024	13:47	66.0		67.5	63.7
21/09/2024	13:52	64.8		66.8	61.8
21/09/2024	13:57	59.9		61.3	57.8
21/09/2024	14:02	63.2		64.7	60.2
21/09/2024	14:07	59.9		61.4	58.2
21/09/2024	14:12	61.9	60.6	63.6	57.2
21/09/2024	14:17	60.9		65.1	54.8
21/09/2024	14:22	58.5		60.5	54.0
21/09/2024	14:27	55.4		58.4	52.0
21/09/2024	14:32	57.3		59.9	51.2
21/09/2024	14:37	61.1		62.8	49.7
21/09/2024	14:42	51.1	56.9	52.0	48.8
21/09/2024	14:47	49.9		51.2	48.3
21/09/2024	14:52	53.1		56.2	49.1
21/09/2024	14:57	58.3		58.6	49.9
21/09/2024	15:02	58.7		60.3	53.3
21/09/2024	15:07	55.7		56.6	53.0
21/09/2024	15:12	65.9	60.0	68.2	49.2
21/09/2024	15:17	54.5		57.8	49.1
21/09/2024	15:22	56.7		61.0	49.6
21/09/2024	15:27	53.0		54.4	48.8
21/09/2024	15:32	55.6		56.1	49.2
21/09/2024	15:37	51.6		54.0	49.0
21/09/2024	15:42	51.6	52.1	53.9	49.1
21/09/2024	15:47	50.0		51.8	48.4
21/09/2024	15:52	51.2		51.4	48.1
21/09/2024	15:57	50.0		50.4	48.3
21/09/2024	16:02	50.8		52.1	49.3
21/09/2024	16:07	57.8		61.2	49.5
21/09/2024	16:12	51.5	53.3	52.1	49.4
21/09/2024	16:17	50.1		51.7	48.6
21/09/2024	16:22	52.1		53.1	48.3
21/09/2024	16:27	51.7		52.9	49.0
21/09/2024	16:32	56.6		60.8	48.9
21/09/2024	16:37	56.0		58.3	49.1
21/09/2024	16:42	55.1	54.8	55.5	49.0
21/09/2024	16:47	51.7		51.8	48.2
21/09/2024	16:52	49.9		51.6	47.8
21/09/2024	16:57	55.9		56.1	48.0
21/09/2024	17:02	61.2		62.8	48.1
21/09/2024	17:07	59.8		62.9	48.8
21/09/2024	17:12	56.5	57.1	59.1	48.1
21/09/2024	17:17	51.1		53.2	48.0
21/09/2024	17:22	50.6		52.5	48.4
21/09/2024	17:27	50.4		51.7	46.8
21/09/2024	17:32	56.6		58.3	50.0
21/09/2024	17:37	56.3		57.6	54.7
21/09/2024	17:42	55.3	57.7	57.4	52.3
21/09/2024	17:47	59.5		61.8	56.8
21/09/2024	17:52	59.8		62.6	54.4
21/09/2024	17:57	56.8		59.5	52.3
21/09/2024	18:02	56.7		59.4	51.5
21/09/2024	18:07	58.5		61.0	53.2
21/09/2024	18:12	56.6	57.8	60.1	50.0
21/09/2024	18:17	57.2		59.8	51.4
21/09/2024	18:22	60.9		65.0	51.2
21/09/2024	18:27	54.3		57.2	47.0
21/09/2024	18:32	53.9		57.3	47.1
21/09/2024	18:37	53.3		55.0	46.2
21/09/2024	18:42	50.9	51.3	53.1	46.1
21/09/2024	18:47	47.7		49.1	46.4
21/09/2024	18:52	47.9		48.8	46.7
21/09/2024	18:57	49.9		52.6	47.2
		Mean	58.8		
		Maximum	73.9		
		Minimum	51.3		

Date	Start Time	Leq (5mins)	Leq (30mins)	L10 (5mins)	L90 (5mins)
22/09/2024	7:02	54.9		58.1	45.7
22/09/2024	7:07	51.5		54.7	45.7
22/09/2024	7:12	48.0	50.7	50.9	43.7
22/09/2024	7:17	49.0		53.7	43.6
22/09/2024	7:22	48.9		51.9	43.2
22/09/2024	7:27	46.3		48.6	43.4
22/09/2024	7:32	52.1		54.3	43.6
22/09/2024	7:37	54.6		60.1	43.5
22/09/2024	7:42	49.0	50.7	51.1	43.9
22/09/2024	7:47	48.0		50.9	43.5
22/09/2024	7:52	46.6		49.6	42.9
22/09/2024	7:57	47.9		50.2	43.3
22/09/2024	8:02	47.9		48.0	43.4
22/09/2024	8:07	48.0		49.9	43.9
22/09/2024	8:12	51.2	48.5	54.4	44.3
22/09/2024	8:17	48.1		50.4	44.5
22/09/2024	8:22	46.3		49.0	43.1
22/09/2024	8:27	47.6		49.8	43.4
22/09/2024	8:32	55.2		58.3	45.3
22/09/2024	8:37	47.8		49.6	44.0
22/09/2024	8:42	50.8	51.8	51.1	44.3
22/09/2024	8:47	49.7		52.7	43.9
22/09/2024	8:52	54.0		56.1	45.1
22/09/2024	8:57	47.0		48.7	44.9
22/09/2024	9:02	48.6		51.2	44.7
22/09/2024	9:07	48.6		51.1	43.9
22/09/2024	9:12	51.7	48.4	54.3	44.9
22/09/2024	9:17	46.1		48.7	43.1
22/09/2024	9:22	46.1		48.1	43.4
22/09/2024	9:27	45.9		47.4	43.9
22/09/2024	9:32	48.8		49.9	43.6
22/09/2024	9:37	47.1		48.1	44.4
22/09/2024	9:42	53.6	66.6	56.9	45.5
22/09/2024	9:47	47.2		49.1	44.1
22/09/2024	9:52	50.0		50.1	44.2
22/09/2024	9:57	74.3		78.2	47.2
22/09/2024	10:02	47.7		49.2	43.8
22/09/2024	10:07	48.5		48.8	43.5
22/09/2024	10:12	49.8	47.8	52.6	45.1
22/09/2024	10:17	47.7		50.4	44.1
22/09/2024	10:22	45.2		46.5	43.3
22/09/2024	10:27	46.8		49.1	44.2
22/09/2024	10:32	49.5		52.1	45.5
22/09/2024	10:37	53.2		53.4	46.8
22/09/2024	10:42	54.6	51.6	54.8	46.5
22/09/2024	10:47	49.6		50.7	46.2
22/09/2024	10:52	49.9		52.5	46.3
22/09/2024	10:57	50.0		52.5	45.0
22/09/2024	11:02	47.9		50.0	45.4
22/09/2024	11:07	50.3		51.7	44.9
22/09/2024	11:12	48.9	49.6	50.6	44.4
22/09/2024	11:17	47.4		48.1	44.5
22/09/2024	11:22	51.7		57.2	44.6
22/09/2024	11:27	50.1		50.7	44.8
22/09/2024	11:32	63.4		68.6	45.0
22/09/2024	11:37	47.8		48.8	44.4
22/09/2024	11:42	45.7	56.2	47.0	44.7
22/09/2024	11:47	48.1		50.4	45.5
22/09/2024	11:52	47.8		50.2	45.3
22/09/2024	11:57	50.6		51.8	46.3
22/09/2024	12:02	52.2		53.2	45.5
22/09/2024	12:07	50.9		51.5	45.6
22/09/2024	12:12	49.1	52.5	51.4	45.4
22/09/2024	12:17	50.7		52.4	45.2
22/09/2024	12:22	52.3		55.6	46.1
22/09/2024	12:27	56.1		56.9	46.2
22/09/2024	12:32	50.9		53.7	45.7
22/09/2024	12:37	51.4		53.4	45.0
22/09/2024	12:42	51.3	49.9	53.6	45.9
22/09/2024	12:47	47.7		49.7	45.5
22/09/2024	12:52	49.3		51.6	45.7
22/09/2024	12:57	47.0		48.4	44.8
22/09/2024	13:02	45.9		49.2	44.9
22/09/2024	13:07	49.5		49.6	45.1
22/09/2024	13:12	49.1	56.1	51.0	45.3
22/09/2024	13:17	51.1		52.6	48.1
22/09/2024	13:22	61.4		65.5	49.3
22/09/2024	13:27	58.6		61.5	49.1
22/09/2024	13:32	63.0		63.3	48.3
22/09/2024	13:37	55.2		57.1	49.3
22/09/2024	13:42	51.8	57.6	52.2	48.9
22/09/2024	13:47	52.4		54.9	47.5
22/09/2024	13:52	56.8		59.6	48.5
22/09/2024	13:57	54.7		54.9	48.7
22/09/2024	14:02	59.3		64.5	48.6
22/09/2024	14:07	58.3		61.5	50.8
22/09/2024	14:12	53.0	56.2	55.4	49.0
22/09/2024	14:17	55.4		59.8	50.0
22/09/2024	14:22	52.6		54.4	49.9
22/09/2024	14:27	53.4		53.5	48.2
22/09/2024	14:32	55.8		57.0	48.6
22/09/2024	14:37	54.0		54.5	48.7
22/09/2024	14:42	59.0	60.3	60.1	53.0
22/09/2024	14:47	66.1		68.0	54.7
22/09/2024	14:52	54.5		56.5	52.0
22/09/2024	14:57	58.3		59.6	56.5
22/09/2024	15:02	58.8		60.7	56.8
22/09/2024	15:07	61.1		62.5	59.8
22/09/2024	15:12	64.4	63.2	65.2	62.5
22/09/2024	15:17	65.5		65.6	63.1
22/09/2024	15:22	63.9		64.8	62.5
22/09/2024	15:27	62.4		63.2	60.8
22/09/2024	15:32	64.5		65.3	63.0
22/09/2024	15:37	65.1		66.6	63.6
22/09/2024	15:42	63.7	64.2	64.4	62.7
22/09/2024	15:47	63.5		63.9	62.0
22/09/2024	15:52	64.1		64.9	61.8
22/09/2024	15:57	63.9		64.0	62.8
22/09/2024	16:02	62.4		63.5	60.8
22/09/2024	16:07	64.2		65.0	63.0
22/09/2024	16:12	64.2	63.4	65.4	62.4
22/09/2024	16:17	63.4		63.8	62.3
22/09/2024	16:22	62.9		64.0	60.7
22/09/2024	16:27	63.2		63.6	60.9
22/09/2024	16:32	58.7		60.2	56.7
22/09/2024	16:37	58.1		59.2	54.2
22/09/2024	16:42	60.0	64.0	62.1	57.0
22/09/2024	16:47	66.0		67.5	55.6
22/09/2024	16:52	68.4		73.5	53.8
22/09/2024	16:57	62.6		68.2	51.9
22/09/2024	17:02	54.6		57.8	48.6
22/09/2024	17:07	55.9		57.8	48.1
22/09/2024	17:12	52.4	53.1	54.9	47.0
22/09/2024	17:17	52.6		54.7	47.9
22/09/2024	17:22	50.6		52.5	46.8
22/09/2024	17:27	48.8		50.7	45.9
22/09/2024	17:32	59.5		62.9	48.5
22/09/2024	17:37	55.7		59.2	48.9
22/09/2024	17:42	61.3	59.0	63.1	55.2
22/09/2024	17:47	59.7		62.9	55.5
22/09/2024	17:52	57.7		61.4	52.7
22/09/2024	17:57	58.0		58.9	51.2
22/09/2024	18:02	57.1		60.8	50.7
22/09/2024	18:07	58.1		61.6	52.3
22/09/2024	18:12	59.2	58.8	62.7	51.9
22/09/2024	18:17	61.6		64.9	51.5
22/09/2024	18:22	58.1		62.1	48.2
22/09/2024	18:27	57.0		61.6	48.0
22/09/2024	18:32	52.5		55.3	47.9
22/09/2024	18:37	52.5		55.7	47.1
22/09/2024	18:42	53.9	52.4	55.4	46.6
22/09/2024	18:47	52.0		56.9	46.0
22/09/2024	18:52	53.6		55.9	45.2
22/09/2024	18:57	46.9		48.2	45.6
		Mean	55.5		
		Maximum	66.6		
		Minimum	47.8		

Station: CM17a

Date	Start Time	Leq (5mins)	Leq (30mins)	L10 (5mins)	L90 (5mins)
23/09/2024	7:02	52.4		57.0	46.3
23/09/2024	7:07	51.4		56.5	45.6
23/09/2024	7:12	49.8	50.9	50.0	45.3
23/09/2024	7:17	53.4		58.8	45.6
23/09/2024	7:22	48.0		48.2	44.8
23/09/2024	7:27	47.0		48.8	45.0
23/09/2024	7:32	50.2		56.3	45.5
23/09/2024	7:37	48.1		49.1	45.7
23/09/2024	7:42	56.1	52.4	57.1	46.5
23/09/2024	7:47	51.7		52.5	47.2
23/09/2024	7:52	52.1		52.5	46.1
23/09/2024	7:57	51.9		57.6	45.5
23/09/2024	8:02	48.4		50.2	46.1
23/09/2024	8:07	49.5		53.4	45.4
23/09/2024	8:12	53.4	51.6	56.7	46.5
23/09/2024	8:17	50.4		52.7	47.2
23/09/2024	8:22	54.3		55.1	45.2
23/09/2024	8:27	50.1		50.2	45.8
23/09/2024	8:32	53.0		56.1	47.1
23/09/2024	8:37	56.8		58.7	48.6
23/09/2024	8:42	52.6	56.7	55.5	47.6
23/09/2024	8:47	50.9		53.3	46.6
23/09/2024	8:52	58.7		62.7	49.3
23/09/2024	8:57	60.3		61.0	50.2
23/09/2024	9:02	53.5		56.4	47.5
23/09/2024	9:07	52.0		55.3	46.9
23/09/2024	9:12	49.9	51.1	52.6	46.9
23/09/2024	9:17	51.3		52.7	47.1
23/09/2024	9:22	48.5		50.5	46.1
23/09/2024	9:27	49.6		51.4	46.4
23/09/2024	9:32	55.0		55.5	46.4
23/09/2024	9:37	51.8		54.6	45.8
23/09/2024	9:42	56.6	72.1	57.9	48.3
23/09/2024	9:47	79.8		83.6	49.6
23/09/2024	9:52	52.9		55.8	47.7
23/09/2024	9:57	50.3		52.7	47.2
23/09/2024	10:02	49.3		51.3	47.1
23/09/2024	10:07	51.0		53.6	46.8
23/09/2024	10:12	51.9	55.1	53.6	45.6
23/09/2024	10:17	49.8		51.2	45.9
23/09/2024	10:22	61.0		61.3	47.8
23/09/2024	10:27	53.4		56.1	46.5
23/09/2024	10:32	48.1		49.2	45.9
23/09/2024	10:37	47.1		48.4	45.4
23/09/2024	10:42	48.6	50.4	49.1	45.6
23/09/2024	10:47	54.5		56.2	46.0
23/09/2024	10:52	50.8		52.1	47.0
23/09/2024	10:57	48.3		50.8	45.8
23/09/2024	11:02	49.7		52.3	46.2
23/09/2024	11:07	50.9		52.9	45.3
23/09/2024	11:12	54.1	60.1	55.9	46.8
23/09/2024	11:17	58.2		61.4	47.0
23/09/2024	11:22	61.5		63.3	50.6
23/09/2024	11:27	65.5		71.0	51.3
23/09/2024	11:32	71.9		72.5	70.4
23/09/2024	11:37	71.2		72.1	69.8
23/09/2024	11:42	64.3	67.3	69.9	46.9
23/09/2024	11:47	53.3		68.5	50.1
23/09/2024	11:52	56.4		60.0	49.8
23/09/2024	11:57	53.8		59.8	50.1
23/09/2024	12:02	54.9		57.8	49.6
23/09/2024	12:07	50.2		51.0	49.0
23/09/2024	12:12	55.4	67.6	57.2	49.4
23/09/2024	12:17	75.0		79.4	57.2
23/09/2024	12:22	61.5		65.8	49.9
23/09/2024	12:27	58.1		61.2	50.3
23/09/2024	12:32	62.5		64.3	49.9
23/09/2024	12:37	55.4		59.5	44.4
23/09/2024	12:42	48.6	65.5	49.9	44.7
23/09/2024	12:47	59.4		61.4	45.0
23/09/2024	12:52	64.8		69.4	44.4
23/09/2024	12:57	71.8		73.6	66.7
23/09/2024	13:02	68.8		69.6	66.3
23/09/2024	13:07	68.8		70.2	66.2
23/09/2024	13:12	68.8	67.2	69.4	67.3
23/09/2024	13:17	69.2		69.7	49.7
23/09/2024	13:22	46.8		48.6	44.5
23/09/2024	13:27	53.6		59.8	44.8
23/09/2024	13:32	58.1		62.0	45.9
23/09/2024	13:37	55.6		57.3	46.3
23/09/2024	13:42	52.4	62.4	53.2	46.6
23/09/2024	13:47	62.4		65.2	46.0
23/09/2024	13:52	66.7		70.4	46.0
23/09/2024	13:57	64.4		65.3	46.2
23/09/2024	14:02	56.1		57.0	46.3
23/09/2024	14:07	62.4		66.3	48.9
23/09/2024	14:12	57.1	61.3	57.3	47.5
23/09/2024	14:17	56.9		57.9	47.0
23/09/2024	14:22	65.1		69.5	48.0
23/09/2024	14:27	62.2		64.2	47.1
23/09/2024	14:32	60.0		61.0	47.8
23/09/2024	14:37	58.3		58.6	48.2
23/09/2024	14:42	61.5	65.3	62.7	51.5
23/09/2024	14:47	69.4		72.7	54.9
23/09/2024	14:52	67.6		72.4	53.7
23/09/2024	14:57	64.7		68.1	54.1
23/09/2024	15:02	68.9		71.7	53.2
23/09/2024	15:07	57.5		63.0	46.5
23/09/2024	15:12	48.8	61.9	51.6	46.0
23/09/2024	15:17	52.5		53.2	48.1
23/09/2024	15:22	57.4		59.0	46.0
23/09/2024	15:27	51.5		52.9	46.1
23/09/2024	15:32	63.8		66.0	46.3
23/09/2024	15:37	71.7		72.5	48.8
23/09/2024	15:42	52.0	65.4	54.3	47.2
23/09/2024	15:47	63.0		65.0	47.5
23/09/2024	15:52	57.8		60.9	54.0
23/09/2024	15:57	58.1		59.2	47.9
23/09/2024	16:02	67.1		68.1	47.0
23/09/2024	16:07	63.5		65.2	51.1
23/09/2024	16:12	54.1	61.8	54.6	52.0
23/09/2024	16:17	57.5		58.1	54.5
23/09/2024	16:22	57.8		58.0	54.2
23/09/2024	16:27	55.4		55.7	54.0
23/09/2024	16:32	54.4		55.1	53.0
23/09/2024	16:37	53.2		55.1	51.1
23/09/2024	16:42	53.6	66.7	55.8	51.3
23/09/2024	16:47	58.8		61.7	56.4
23/09/2024	16:52	67.7		69.2	62.8
23/09/2024	16:57	73.1		74.8	70.2
23/09/2024	17:02	72.8		73.3	70.2
23/09/2024	17:07	72.4		74.2	68.8
23/09/2024	17:12	74.1	72.1	74.6	73.2
23/09/2024	17:17	71.8		73.9	68.6
23/09/2024	17:22	69.4		71.4	67.1
23/09/2024	17:27	70.5		72.2	68.3
23/09/2024	17:32	68.9		70.0	67.3
23/09/2024	17:37	70.0		72.3	67.1
23/09/2024	17:42	72.9	70.4	74.6	70.9
23/09/2024	17:47	72.9		75.1	68.4
23/09/2024	17:52	67.1		68.8	65.0
23/09/2024	17:57	65.5		68.0	60.8
23/09/2024	18:02	62.1		65.1	57.7
23/09/2024	18:07	61.6		63.7	59.3
23/09/2024	18:12	58.2	60.2	61.0	55.5
23/09/2024	18:17	61.3		63.2	57.3
23/09/2024	18:22	58.5		60.3	56.4
23/09/2024	18:27	57.2		58.2	56.0
23/09/2024	18:32	57.9		59.9	54.7
23/09/2024	18:37	58.0		60.1	55.7
23/09/2024	18:42	59.0	57.2	61.4	54.2
23/09/2024	18:47	57.7		57.8	50.6
23/09/2024	18:52	53.5		55.5	49.3
23/09/2024	18:57	55.1		55.6	47.6
		Mean	61.4		
		Maximum	72.1		
		Minimum	50.4		

Date	Start Time	Leq (5mins)	Leq (30mins)	L10 (5mins)	L90 (5mins)
24/09/2024	7:02	66.5		72.0	51.7
24/09/2024	7:07	72.0		76.6	52.4
24/09/2024	7:12	62.3	67.1	62.9	50.0
24/09/2024	7:17	56.8		60.8	49.4
24/09/2024	7:22	61.4		62.1	49.5
24/09/2024	7:27	68.6		73.0	56.2
24/09/2024	7:32	53.8		54.2	48.0
24/09/2024	7:37	53.7		54.5	48.1
24/09/2024	7:42	53.3	53.7	53.5	48.9
24/09/2024	7:47	52.2		53.5	48.3
24/09/2024	7:52	53.7		57.5	48.5
24/09/2024	7:57	55.0		55.6	49.0
24/09/2024	8:02	53.6		56.3	48.2
24/09/2024	8:07	51.6		54.7	48.0
24/09/2024	8:12	50.6	65.5	52.8	47.4
24/09/2024	8:17	55.7		57.9	48.2
24/09/2024	8:22	60.3		64.2	47.8
24/09/2024	8:27	72.9		75.1	67.8
24/09/2024	8:32	72.4		74.9	67.8
24/09/2024	8:37	74.2		77.8	67.3
24/09/2024	8:42	63.4	70.7	66.7	60.4
24/09/2024	8:47	66.9		69.0	61.2
24/09/2024	8:52	70.7		73.0	67.0
24/09/2024	8:57	69.1		72.5	59.1
24/09/2024	9:02	63.1		65.0	55.6
24/09/2024	9:07	55.1		56.0	54.0
24/09/2024	9:12	56.4	57.7	56.6	53.5
24/09/2024	9:17	53.9		55.3	52.4
24/09/2024	9:22	53.1		54.3	51.7
24/09/2024	9:27	54.1		56.5	51.6
24/09/2024	9:32	56.0		58.3	51.9
24/09/2024	9:37	52.5		53.3	51.2
24/09/2024	9:42	53.3	55.6	54.9	51.4
24/09/2024	9:47	52.9		54.7	50.8
24/09/2024	9:52	53.9		57.0	50.7
24/09/2024	9:57	59.7		64.2	51.9
24/09/2024	10:02	56.8		58.9	51.9
24/09/2024	10:07	58.3		60.8	52.1
24/09/2024	10:12	62.1	58.4	62.2	52.2
24/09/2024	10:17	58.2		61.3	52.0
24/09/2024	10:22	56.0		56.6	51.1
24/09/2024	10:27	55.1		55.5	51.5
24/09/2024	10:32	53.7		55.9	50.8
24/09/2024	10:37	52.5		54.7	50.7
24/09/2024	10:42	52.8	53.0	54.4	51.2
24/09/2024	10:47	52.5		54.4	49.5
24/09/2024	10:52	52.4		53.8	49.4
24/09/2024	10:57	54.0		55.0	49.9
24/09/2024	11:02	55.1		56.6	52.3
24/09/2024	11:07	56.2		58.9	51.5
24/09/2024	11:12	54.9	55.6	56.5	53.4
24/09/2024	11:17	53.4		54.5	52.1
24/09/2024	11:22	53.2		54.4	51.9
24/09/2024	11:27	58.5		61.2	53.0
24/09/2024	11:32	54.5		58.0	50.5
24/09/2024	11:37	55.0		59.1	49.9
24/09/2024	11:42	54.3	53.7	58.5	49.5
24/09/2024	11:47	53.0		55.1	49.5
24/09/2024	11:52	53.8		55.6	49.5
24/09/2024	11:57	50.3		50.7	47.8
24/09/2024	12:02	50.6		52.5	47.8
24/09/2024	12:07	71.4		77.7	50.0
24/09/2024	12:12	53.5	63.8	54.8	48.6
24/09/2024	12:17	49.0		50.3	47.7
24/09/2024	12:22	52.3		54.2	48.1
24/09/2024	12:27	50.0		50.9	48.1
24/09/2024	12:32	49.8		51.5	47.9
24/09/2024	12:37	49.1		51.0	47.2
24/09/2024	12:42	48.4	53.6	49.5	47.3
24/09/2024	12:47	49.6		51.5	47.8
24/09/2024	12:52	58.6		61.0	51.8
24/09/2024	12:57	55.1		57.3	52.8
24/09/2024	13:02	51.3		52.9	49.1
24/09/2024	13:07	50.6		52.4	47.8
24/09/2024	13:12	54.1	53.1	55.3	47.0
24/09/2024	13:17	55.8		56.1	46.8
24/09/2024	13:22	53.2		55.2	46.4
24/09/2024	13:27	51.4		52.1	47.3
24/09/2024	13:32	51.3		53.3	47.5
24/09/2024	13:37	49.8		51.6	46.7
24/09/2024	13:42	53.3	52.1	55.4	49.5
24/09/2024	13:47	53.7		55.9	51.3
24/09/2024	13:52	51.0		52.6	48.9
24/09/2024	13:57	52.2		53.3	48.0
24/09/2024	14:02	52.8		56.4	47.3
24/09/2024	14:07	62.6		65.5	57.4
24/09/2024	14:12	63.8	62.1	64.4	56.8
24/09/2024	14:17	54.9		56.3	53.2
24/09/2024	14:22	64.4		66.7	56.7
24/09/2024	14:27	63.4		63.9	61.5
24/09/2024	14:32	64.1		64.7	62.6
24/09/2024	14:37	63.7		64.0	60.3
24/09/2024	14:42	62.3	63.1	63.2	61.1
24/09/2024	14:47	63.5		64.2	62.5
24/09/2024	14:52	64.5		64.9	61.0
24/09/2024	14:57	58.0		61.0	53.2
24/09/2024	15:02	67.4		70.3	62.3
24/09/2024	15:07	58.3		60.8	54.9
24/09/2024	15:12	55.4	60.9	57.3	53.1
24/09/2024	15:17	54.8		56.1	52.9
24/09/2024	15:22	55.9		58.3	49.4
24/09/2024	15:27	53.8		58.0	48.5
24/09/2024	15:32	52.1		52.8	48.6
24/09/2024	15:37	54.7		56.0	48.5
24/09/2024	15:42	54.5	53.8	55.1	48.5
24/09/2024	15:47	55.8		56.7	49.0
24/09/2024	15:52	53.0		53.5	49.0
24/09/2024	15:57	50.8		52.0	49.0
24/09/2024	16:02	55.6		59.6	49.0
24/09/2024	16:07	56.4		59.8	48.2
24/09/2024	16:12	58.3	55.7	63.5	48.3
24/09/2024	16:17	55.0		55.6	49.1
24/09/2024	16:22	54.1		55.3	49.2
24/09/2024	16:27	53.0		54.3	50.0
24/09/2024	16:32	54.9		57.2	50.6
24/09/2024	16:37	55.1		56.1	50.1
24/09/2024	16:42	54.6	53.7	56.4	50.1
24/09/2024	16:47	53.9		56.3	49.4
24/09/2024	16:52	51.5		52.8	47.5
24/09/2024	16:57	50.0		51.9	47.7
24/09/2024	17:02	50.5		52.3	48.3
24/09/2024	17:07	49.9		51.1	48.0
24/09/2024	17:12	54.9	51.4	57.4	48.3
24/09/2024	17:17	52.6		54.9	47.9
24/09/2024	17:22	48.4		49.9	47.0
24/09/2024	17:27	48.1		48.9	47.2
24/09/2024	17:32	64.4		65.7	47.7
24/09/2024	17:37	52.4		52.6	47.9
24/09/2024	17:42	49.6	57.9	51.0	47.8
24/09/2024	17:47	51.4		52.7	47.8
24/09/2024	17:52	49.4		51.1	47.4
24/09/2024	17:57	56.6		61.2	47.7
24/09/2024	18:02	51.9		53.8	47.7
24/09/2024	18:07	48.0		48.7	47.1
24/09/2024	18:12	50.8	53.2	51.5	47.4
24/09/2024	18:17	53.5		56.5	47.2
24/09/2024	18:22	49.0		49.7	47.4
24/09/2024	18:27	57.8		61.6	49.4
24/09/2024	18:32	60.1		63.5	51.3
24/09/2024	18:37	55.6		58.9	50.1
24/09/2024	18:42	52.3	54.9	54.5	49.5
24/09/2024	18:47	50.0		50.7	49.2
24/09/2024	18:52	49.7		50.5	48.7
24/09/2024	18:57	49.5		50.4	48.5
		Mean	57.5		
		Maximum	70.7		
		Minimum	51.4		

Station: CM17a

Date	Start Time	Leq (5mins)	Leq (30mins)	L10 (5mins)	L90 (5mins)
25/09/2024	7:02	52.1		53.8	47.3
25/09/2024	7:07	48.9		49.7	47.1
25/09/2024	7:12	48.7	49.8	50.6	46.7
25/09/2024	7:17	49.3		51.0	46.9
25/09/2024	7:22	48.9		50.1	46.5
25/09/2024	7:27	50.1		51.8	46.5
25/09/2024	7:32	49.3		51.1	46.4
25/09/2024	7:37	51.6		54.0	46.2
25/09/2024	7:42	53.4	52.8	54.3	45.5
25/09/2024	7:47	52.4		55.1	46.4
25/09/2024	7:52	52.9		55.3	46.6
25/09/2024	7:57	55.0		59.8	46.8
25/09/2024	8:02	57.9		58.1	47.0
25/09/2024	8:07	50.7		53.7	45.5
25/09/2024	8:12	50.3	53.8	53.9	45.2
25/09/2024	8:17	51.0		54.9	43.9
25/09/2024	8:22	53.9		57.6	46.1
25/09/2024	8:27	53.3		56.4	44.9
25/09/2024	8:32	52.2		56.1	45.7
25/09/2024	8:37	48.9		50.6	44.6
25/09/2024	8:42	52.8	53.8	56.1	45.7
25/09/2024	8:47	53.0		53.4	45.4
25/09/2024	8:52	48.9		50.5	46.2
25/09/2024	8:57	58.6		60.0	56.3
25/09/2024	9:02	58.1		59.4	55.8
25/09/2024	9:07	58.8		60.4	57.1
25/09/2024	9:12	58.6	57.7	59.9	56.0
25/09/2024	9:17	57.1		58.8	55.0
25/09/2024	9:22	55.7		57.7	53.8
25/09/2024	9:27	57.0		59.3	54.0
25/09/2024	9:32	57.7		60.4	53.0
25/09/2024	9:37	55.6		58.0	52.2
25/09/2024	9:42	55.6	55.6	58.7	52.4
25/09/2024	9:47	55.7		59.0	52.7
25/09/2024	9:52	54.2		55.9	52.3
25/09/2024	9:57	53.5		54.4	52.6
25/09/2024	10:02	53.6		54.8	52.3
25/09/2024	10:07	53.6		55.1	52.0
25/09/2024	10:12	54.8	55.3	56.2	52.4
25/09/2024	10:17	56.0		58.7	52.3
25/09/2024	10:22	55.5		58.0	52.4
25/09/2024	10:27	57.2		60.2	52.5
25/09/2024	10:32	58.1		62.4	52.1
25/09/2024	10:37	66.9		68.4	53.5
25/09/2024	10:42	66.4	63.5	66.7	54.7
25/09/2024	10:47	59.8		62.1	56.4
25/09/2024	10:52	60.2		62.7	57.8
25/09/2024	10:57	61.9		64.0	58.6
25/09/2024	11:02	60.9		63.7	57.4
25/09/2024	11:07	60.5		61.9	58.0
25/09/2024	11:12	60.5	60.4	62.3	58.2
25/09/2024	11:17	60.6		61.9	57.9
25/09/2024	11:22	59.8		61.0	58.2
25/09/2024	11:27	59.9		61.5	58.0
25/09/2024	11:32	60.4		62.7	58.2
25/09/2024	11:37	67.9		68.4	58.5
25/09/2024	11:42	66.9	64.9	69.3	60.1
25/09/2024	11:47	65.8		70.3	58.0
25/09/2024	11:52	61.2		63.3	58.2
25/09/2024	11:57	60.4		62.7	57.1
25/09/2024	12:02	60.9		62.6	58.5
25/09/2024	12:07	62.2		64.2	59.5
25/09/2024	12:12	60.0	61.4	61.5	58.2
25/09/2024	12:17	63.1		64.9	60.0
25/09/2024	12:22	61.3		63.9	58.5
25/09/2024	12:27	60.0		61.5	57.1
25/09/2024	12:32	59.8		61.6	57.5
25/09/2024	12:37	59.9		61.4	57.8
25/09/2024	12:42	59.7	59.4	61.7	56.9
25/09/2024	12:47	60.0		61.1	56.7
25/09/2024	12:52	58.4		59.6	57.0
25/09/2024	12:57	58.4		59.5	57.2
25/09/2024	13:02	60.9		62.6	58.8
25/09/2024	13:07	61.1		62.9	58.9
25/09/2024	13:12	60.2	60.7	61.4	58.0
25/09/2024	13:17	60.5		63.5	56.8
25/09/2024	13:22	60.7		63.2	57.4
25/09/2024	13:27	60.6		61.8	58.7
25/09/2024	13:32	59.3		60.8	57.2
25/09/2024	13:37	58.9		60.0	56.8
25/09/2024	13:42	57.5	58.9	58.9	55.9
25/09/2024	13:47	59.3		62.4	56.7
25/09/2024	13:52	58.7		60.7	56.8
25/09/2024	13:57	59.6		61.2	57.5
25/09/2024	14:02	60.1		61.2	57.1
25/09/2024	14:07	59.9		61.6	57.4
25/09/2024	14:12	58.3	60.5	60.2	56.0
25/09/2024	14:17	61.4		63.1	59.0
25/09/2024	14:22	61.3		64.3	57.0
25/09/2024	14:27	61.3		64.6	54.2
25/09/2024	14:32	54.9		55.7	53.8
25/09/2024	14:37	60.2		62.9	55.4
25/09/2024	14:42	58.9	57.6	61.1	56.9
25/09/2024	14:47	57.7		58.7	55.0
25/09/2024	14:52	55.9		57.5	54.3
25/09/2024	14:57	54.9		55.8	53.8
25/09/2024	15:02	56.6		58.6	54.5
25/09/2024	15:07	56.8		58.7	54.5
25/09/2024	15:12	58.8	57.8	61.3	54.9
25/09/2024	15:17	58.8		60.0	56.0
25/09/2024	15:22	57.8		59.8	53.7
25/09/2024	15:27	57.7		59.8	54.9
25/09/2024	15:32	57.6		59.2	54.6
25/09/2024	15:37	55.6		57.3	53.2
25/09/2024	15:42	56.4	55.3	59.0	52.7
25/09/2024	15:47	55.2		57.3	52.9
25/09/2024	15:52	52.6		53.7	51.4
25/09/2024	15:57	51.4		52.2	50.3
25/09/2024	16:02	53.9		55.1	52.1
25/09/2024	16:07	51.7		53.1	49.7
25/09/2024	16:12	50.2	51.2	50.6	49.1
25/09/2024	16:17	51.1		51.4	50.0
25/09/2024	16:22	48.7		49.6	46.6
25/09/2024	16:27	49.5		50.3	46.3
25/09/2024	16:32	52.0		55.1	48.6
25/09/2024	16:37	50.3		53.8	46.1
25/09/2024	16:42	50.0	52.7	51.6	48.7
25/09/2024	16:47	47.9		50.4	45.2
25/09/2024	16:52	55.5		57.4	47.2
25/09/2024	16:57	55.3		57.2	53.3
25/09/2024	17:02	56.4		58.5	52.7
25/09/2024	17:07	53.8		56.5	48.0
25/09/2024	17:12	47.9	51.9	49.6	46.4
25/09/2024	17:17	48.1		49.2	46.7
25/09/2024	17:22	48.5		49.9	46.6
25/09/2024	17:27	46.8		47.8	45.7
25/09/2024	17:32	47.9		49.0	46.4
25/09/2024	17:37	47.3		49.2	44.8
25/09/2024	17:42	48.9	48.3	50.3	45.3
25/09/2024	17:47	48.1		49.7	46.2
25/09/2024	17:52	47.4		49.2	45.8
25/09/2024	17:57	49.5		51.2	46.9
25/09/2024	18:02	49.6		51.5	46.3
25/09/2024	18:07	48.0		50.3	45.1
25/09/2024	18:12	46.9	47.8	48.6	44.9
25/09/2024	18:17	47.1		49.2	44.8
25/09/2024	18:22	46.3		47.4	44.9
25/09/2024	18:27	47.9		49.6	45.3
25/09/2024	18:32	49.2		52.0	45.9
25/09/2024	18:37	47.4		49.7	44.9
25/09/2024	18:42	49.2	47.8	50.5	45.8
25/09/2024	18:47	45.3		46.7	44.1
25/09/2024	18:52	46.9		48.2	44.8
25/09/2024	18:57	47.3		49.2	44.7
		Mean	55.8		
		Maximum	64.9		
		Minimum	47.8		

Date	Start Time	Leq (5mins)	Leq (30mins)	L10 (5mins)	L90 (5mins)
26/09/2024	7:02	59.3		61.8	57.3
26/09/2024	7:07	59.7		62.1	57.0
26/09/2024	7:12	58.9	59.3	61.0	56.7
26/09/2024	7:17	59.3		61.0	57.2
26/09/2024	7:22	59.1		60.5	57.3
26/09/2024	7:27	59.5		61.1	57.4
26/09/2024	7:32	59.8		61.3	57.9
26/09/2024	7:37	59.3		60.6	57.4
26/09/2024	7:42	60.2	59.7	61.7	58.4
26/09/2024	7:47	59.3		60.5	58.2
26/09/2024	7:52	60.3		61.7	58.3
26/09/2024	7:57	58.9		60.5	57.2
26/09/2024	8:02	60.3		62.2	58.1
26/09/2024	8:07	62.8		65.0	58.7
26/09/2024	8:12	62.3	60.5	64.5	58.9
26/09/2024	8:17	59.2		60.7	57.0
26/09/2024	8:22	57.5		58.9	56.2
26/09/2024	8:27	57.7		59.0	56.4
26/09/2024	8:32	57.9		59.7	56.1
26/09/2024	8:37	57.7		58.5	56.2
26/09/2024	8:42	57.6	57.5	59.0	56.3
26/09/2024	8:47	58.0		58.9	55.9
26/09/2024	8:52	57.4		59.0	55.7
26/09/2024	8:57	56.5		58.0	55.0
26/09/2024	9:02	57.1		58.9	55.3
26/09/2024	9:07	56.2		57.5	54.9
26/09/2024	9:12	55.6	57.1	56.6	54.5
26/09/2024	9:17	57.2		58.6	55.3
26/09/2024	9:22	58.3		58.5	54.9
26/09/2024	9:27	57.9		60.0	55.1
26/09/2024	9:32	56.8		58.8	54.3
26/09/2024	9:37	56.8		58.0	55.0
26/09/2024	9:42	55.9	55.7	57.4	54.3
26/09/2024	9:47	54.3		55.9	52.6
26/09/2024	9:52	54.5		55.7	53.1
26/09/2024	9:57	55.1		56.5	52.8
26/09/2024	10:02	54.6		55.9	52.8
26/09/2024	10:07	55.5		57.8	53.2
26/09/2024	10:12	55.7	55.8	58.1	53.1
26/09/2024	10:17	55.8		58.1	53.4
26/09/2024	10:22	56.1		58.0	54.0
26/09/2024	10:27	57.0		58.7	55.0
26/09/2024	10:32	59.4		61.7	56.3
26/09/2024	10:37	58.3		60.6	56.1
26/09/2024	10:42	58.3	58.4	59.7	55.1
26/09/2024	10:47	59.2		60.6	55.0
26/09/2024	10:52	56.5		57.4	55.2
26/09/2024	10:57	57.9		59.7	55.3
26/09/2024	11:02	61.5		62.2	55.5
26/09/2024	11:07	57.7		59.1	55.9
26/09/2024	11:12	62.0	63.3	64.3	56.3
26/09/2024	11:17	65.7		68.6	55.9
26/09/2024	11:22	57.7		59.8	55.1
26/09/2024	11:27	67.0		70.0	55.6
26/09/2024	11:32	68.6		70.2	66.2
26/09/2024	11:37	67.7		69.1	65.9
26/09/2024	11:42	67.1	67.1	68.2	65.8
26/09/2024	11:47	68.4		68.7	65.5
26/09/2024	11:52	65.7		67.7	57.0
26/09/2024	11:57	62.3		65.1	56.5
26/09/2024	12:02	62.9		65.4	61.1
26/09/2024	12:07	61.7		62.8	60.7
26/09/2024	12:12	66.0	62.7	69.6	60.1
26/09/2024	12:17	63.2		65.7	56.4
26/09/2024	12:22	58.2		60.3	54.8
26/09/2024	12:27	60.0		61.8	58.3
26/09/2024	12:32	59.1		60.7	57.6
26/09/2024	12:37	58.2		59.0	57.3
26/09/2024	12:42	58.1	59.4	60.1	55.6
26/09/2024	12:47	58.7		60.6	56.4
26/09/2024	12:52	60.8		61.6	59.8
26/09/2024	12:57	60.8		61.3	54.9
26/09/2024	13:02	57.9		59.1	55.7
26/09/2024	13:07	58.8		59.6	57.1
26/09/2024	13:12	59.9	61.2	60.5	56.5
26/09/2024	13:17	63.5		67.0	59.0
26/09/2024	13:22	63.1		63.6	57.6
26/09/2024	13:27	60.8		61.5	60.1
26/09/2024	13:32	59.5		61.0	58.0
26/09/2024	13:37	61.9		63.3	57.4
26/09/2024	13:42	62.0	60.8	64.4	59.0
26/09/2024	13:47	61.5		63.9	58.3
26/09/2024	13:52	60.1		61.8	57.1
26/09/2024	13:57	58.4		59.9	56.9
26/09/2024	14:02	57.4		58.1	55.4
26/09/2024	14:07	57.2		57.8	55.0
26/09/2024	14:12	56.6	57.8	57.8	55.6
26/09/2024	14:17	56.7		58.1	55.5
26/09/2024	14:22	57.6		59.0	56.0
26/09/2024	14:27	60.3		61.4	56.1
26/09/2024	14:32	61.4		63.0	56.0
26/09/2024	14:37	57.1		58.3	55.3
26/09/2024	14:42	56.2	57.5	57.7	54.6
26/09/2024	14:47	55.6		57.7	53.2
26/09/2024	14:52	56.2		57.7	54.0
26/09/2024	14:57	54.7		55.4	53.6
26/09/2024	15:02	55.3		56.0	52.5
26/09/2024	15:07	55.3		57.9	52.5
26/09/2024	15:12	53.2	54.9	53.9	52.5
26/09/2024	15:17	54.5		55.0	52.7
26/09/2024	15:22	56.1		57.8	53.9
26/09/2024	15:27	54.6		56.9	52.5
26/09/2024	15:32	65.5		71.0	52.5
26/09/2024	15:37	53.7		54.3	52.8
26/09/2024	15:42	53.6	59.1	54.3	52.5
26/09/2024	15:47	55.0		56.8	52.9
26/09/2024	15:52	54.7		56.3	52.6
26/09/2024	15:57	53.8		55.5	52.2
26/09/2024	16:02	53.4		54.4	52.1
26/09/2024	16:07	55.4		56.4	54.3
26/09/2024	16:12	56.9	55.0	57.8	55.0
26/09/2024	16:17	54.3		56.1	52.9
26/09/2024	16:22	54.2		55.6	53.2
26/09/2024	16:27	54.8		55.4	53.9
26/09/2024	16:32	54.9		56.4	53.7
26/09/2024	16:37	55.3		57.1	54.2
26/09/2024	16:42	54.4	54.9	55.0	53.7
26/09/2024	16:47	54.6		55.4	53.4
26/09/2024	16:52	55.1		55.3	53.5
26/09/2024	16:57	55.2		56.0	54.3
26/09/2024	17:02	55.8		56.7	54.7
26/09/2024	17:07	54.2		55.0	53.4
26/09/2024	17:12	53.7	54.0	54.9	52.2
26/09/2024	17:17	52.8		53.4	52.2
26/09/2024	17:22	53.4		54.2	52.2
26/09/2024	17:27	53.3		53.9	52.1
26/09/2024	17:32	53.0		54.0	52.1
26/09/2024	17:37	53.2		54.1	51.8
26/09/2024	17:42	53.6	53.4	57.2	52.2
26/09/2024	17:47	52.9		53.5	52.0
26/09/2024	17:52	53.1		53.6	52.1
26/09/2024	17:57	54.5		56.7	52.3
26/09/2024	18:02	53.3		53.9	52.2
26/09/2024	18:07	54.7		56.4	52.4
26/09/2024	18:12	52.9	53.4	53.5	52.1
26/09/2024	18:17	52.7		53.2	52.0
26/09/2024	18:22	53.6		54.6	52.6
26/09/2024	18:27	52.9		53.7	52.2
26/09/2024	18:32	52.9		53.7	52.1
26/09/2024	18:37	52.6		53.2	51.9
26/09/2024	18:42	53.8	52.7	54.8	51.7
26/09/2024	18:47	52.7		53.3	51.7
26/09/2024	18:52	52.3		53.0	51.3
26/09/2024	18:57	51.4		52.4	50.2
		Mean	58.0		
		Maximum	67.1		
		Minimum	52.7		

Station: CM17a

Date	Start Time	Leq (5mins)	Leq (30mins)	L10 (5mins)	L90 (5mins)
27/09/2024	7:02	57.3	58.5	59.0	55.0
27/09/2024	7:07	57.5		59.9	54.5
27/09/2024	7:12	57.9		59.8	54.5
27/09/2024	7:17	60.3		60.7	54.6
27/09/2024	7:22	60.2		62.4	55.5
27/09/2024	7:27	56.4		58.0	54.8
27/09/2024	7:32	57.6	58.2	59.7	55.1
27/09/2024	7:37	57.7		59.4	55.9
27/09/2024	7:42	57.8		59.3	55.6
27/09/2024	7:47	55.1		58.0	53.2
27/09/2024	7:52	60.0		61.1	58.8
27/09/2024	7:57	59.4		60.6	58.0
27/09/2024	8:02	59.2	57.3	60.9	57.4
27/09/2024	8:07	57.7		59.0	56.3
27/09/2024	8:12	57.6		59.0	55.8
27/09/2024	8:17	56.7		57.5	55.2
27/09/2024	8:22	55.5		56.5	54.5
27/09/2024	8:27	56.1		57.6	54.6
27/09/2024	8:32	56.2	55.9	57.4	54.7
27/09/2024	8:37	55.6		56.5	54.6
27/09/2024	8:42	55.9		57.3	54.7
27/09/2024	8:47	56.3		57.1	54.5
27/09/2024	8:52	55.9		56.9	54.9
27/09/2024	8:57	55.5		56.4	54.6
27/09/2024	9:02	55.2	54.8	57.4	53.3
27/09/2024	9:07	55.7		58.0	53.7
27/09/2024	9:12	54.6		55.2	53.7
27/09/2024	9:17	54.2		54.8	53.1
27/09/2024	9:22	54.4		55.4	53.3
27/09/2024	9:27	54.8		55.7	53.8
27/09/2024	9:32	54.8	58.2	55.5	54.1
27/09/2024	9:37	55.8		56.7	54.6
27/09/2024	9:42	57.9		59.2	56.4
27/09/2024	9:47	59.0		60.6	56.8
27/09/2024	9:52	59.2		60.7	57.3
27/09/2024	9:57	60.0		62.0	57.7
27/09/2024	10:02	59.7	58.9	61.5	57.8
27/09/2024	10:07	58.6		59.6	57.5
27/09/2024	10:12	58.5		59.7	57.1
27/09/2024	10:17	58.7		59.9	57.2
27/09/2024	10:22	59.8		61.2	57.8
27/09/2024	10:27	58.0		59.2	56.7
27/09/2024	10:32	58.3	59.3	59.7	56.5
27/09/2024	10:37	58.1		59.7	56.2
27/09/2024	10:42	60.0		61.7	57.4
27/09/2024	10:47	60.5		61.8	58.6
27/09/2024	10:52	59.8		61.3	58.1
27/09/2024	10:57	58.6		59.6	57.3
27/09/2024	11:02	58.1	58.2	59.0	57.0
27/09/2024	11:07	58.0		58.9	56.8
27/09/2024	11:12	58.2		59.3	56.8
27/09/2024	11:17	58.0		59.5	56.5
27/09/2024	11:22	58.1		59.4	56.4
27/09/2024	11:27	58.8		60.0	57.3
27/09/2024	11:32	58.7	59.1	60.0	57.4
27/09/2024	11:37	59.9		61.7	57.8
27/09/2024	11:42	59.0		60.3	57.5
27/09/2024	11:47	59.6		61.1	57.7
27/09/2024	11:52	58.4		59.8	56.5
27/09/2024	11:57	58.7		60.3	57.0
27/09/2024	12:02	60.2		61.7	56.9
27/09/2024	12:07	62.6		64.3	60.7
27/09/2024	12:12	59.1		61.3	56.3
27/09/2024	12:17	60.0		62.3	57.3
27/09/2024	12:22	61.3		63.5	58.6
		Mean	57.8		
		Maximum	59.3		
		Minimum	54.8		

Summary of Noise Monitoring Results during 07:00 - 19:00 at CM17a	
	Leq (30mins)
Mean	57.2
Maximum	75.9
Minimum	45.6

Note:
1. The Leq (5mins) values within the time slots that do not have six consecutive Leq (5mins) values are not included in calculation of Leq (30mins).
2. Short periods of data gaps in tables are due to suspension of monitoring during replacement of batteries for the sound level meter.

Station: CM17a

Date	Start Time	Leq (5mins)	Leq (30mins)	L10 (5mins)	L90 (5mins)
13/09/2024	19:04	51.4		51.8	47.5
13/09/2024	19:09	54.0		55.3	49.7
13/09/2024	19:14	55.4	55.7	57.3	53.2
13/09/2024	19:19	58.6		59.1	56.2
13/09/2024	19:24	55.7		56.5	54.1
13/09/2024	19:29	56.2		57.4	54.5
13/09/2024	19:34	64.0		66.8	59.0
13/09/2024	19:39	69.2		70.0	67.9
13/09/2024	19:44	72.0	68.0	73.1	70.4
13/09/2024	19:49	69.7		71.6	63.8
13/09/2024	19:54	59.6		61.0	57.1
13/09/2024	19:59	60.3		61.5	54.6
13/09/2024	20:04	53.8		55.5	50.5
13/09/2024	20:09	51.2		53.3	48.6
13/09/2024	20:14	53.5	51.9	53.9	47.1
13/09/2024	20:19	51.2		54.6	46.0
13/09/2024	20:24	51.5		51.9	45.7
13/09/2024	20:29	47.7		49.4	45.9
13/09/2024	20:34	48.7		50.3	46.0
13/09/2024	20:39	48.8		49.3	45.1
13/09/2024	20:44	46.4	47.8	47.8	44.8
13/09/2024	20:49	46.5		47.7	45.1
13/09/2024	20:54	46.6		47.9	45.2
13/09/2024	20:59	48.7		49.9	44.2
13/09/2024	21:04	46.1		47.7	44.5
13/09/2024	21:09	47.2		48.6	44.2
13/09/2024	21:14	48.1	48.1	50.3	44.3
13/09/2024	21:19	51.4		53.8	44.2
13/09/2024	21:24	45.5		46.6	44.1
13/09/2024	21:29	47.7		49.5	45.2
13/09/2024	21:34	48.4		50.3	45.9
13/09/2024	21:39	50.4		50.9	45.2
13/09/2024	21:44	48.4	48.2	49.5	44.4
13/09/2024	21:49	46.0		46.6	44.7
13/09/2024	21:54	46.2		47.0	45.1
13/09/2024	21:59	48.1		49.0	45.4
13/09/2024	22:04	48.3		49.3	45.8
13/09/2024	22:09	48.9		50.8	45.7
13/09/2024	22:14	46.3	49.7	46.8	45.1
13/09/2024	22:19	53.7		55.4	45.0
13/09/2024	22:24	48.6		49.7	47.1
13/09/2024	22:29	48.4		50.2	45.4
13/09/2024	22:34	47.0		47.9	45.4
13/09/2024	22:39	47.4		49.2	45.3
13/09/2024	22:44	46.5	47.0	46.8	45.1
13/09/2024	22:49	47.4		49.3	45.2
13/09/2024	22:54	46.3		47.7	44.8
13/09/2024	22:59	47.0		48.3	45.3
		Mean	52.0		
		Maximum	68.0		
		Minimum	47.0		

Date	Start Time	Leq (5mins)	Leq (30mins)	L10 (5mins)	L90 (5mins)
14/09/2024	19:04	56.8		57.6	48.3
14/09/2024	19:09	49.8		49.9	47.6
14/09/2024	19:14	50.3	56.0	51.1	48.2
14/09/2024	19:19	52.2		54.0	47.8
14/09/2024	19:24	59.9		60.1	47.8
14/09/2024	19:29	57.3		58.5	47.4
14/09/2024	19:34	49.0		49.5	48.0
14/09/2024	19:39	48.9		49.6	48.0
14/09/2024	19:44	48.6	52.0	49.1	48.0
14/09/2024	19:49	56.9		58.2	48.4
14/09/2024	19:54	49.4		50.2	48.1
14/09/2024	19:59	51.3		54.3	48.5
14/09/2024	20:04	56.0		56.2	48.7
14/09/2024	20:09	58.2		60.7	48.5
14/09/2024	20:14	53.1	54.7	53.5	48.1
14/09/2024	20:19	55.6		59.8	48.2
14/09/2024	20:24	48.5		49.1	47.5
14/09/2024	20:29	48.7		50.0	47.0
14/09/2024	20:34	49.1		49.9	47.8
14/09/2024	20:39	48.9		49.9	47.2
14/09/2024	20:44	48.3	47.9	49.4	46.4
14/09/2024	20:49	46.7		47.8	45.4
14/09/2024	20:54	46.7		47.1	44.7
14/09/2024	20:59	46.7		48.2	44.8
14/09/2024	21:04	48.0		48.2	44.8
14/09/2024	21:09	52.4		52.5	45.6
14/09/2024	21:14	46.5	50.9	47.5	45.3
14/09/2024	21:19	52.2		53.3	45.9
14/09/2024	21:24	49.0		51.3	46.5
14/09/2024	21:29	53.1		55.4	48.2
14/09/2024	21:34	48.1		49.0	47.0
14/09/2024	21:39	51.1		53.6	48.0
14/09/2024	21:44	57.5	59.5	60.2	48.4
14/09/2024	21:49	66.4		67.5	48.7
14/09/2024	21:54	51.6		52.5	49.1
14/09/2024	21:59	50.3		51.4	48.9
14/09/2024	22:04	50.2		51.5	49.0
14/09/2024	22:09	50.0		50.9	48.6
14/09/2024	22:14	51.4	51.0	53.0	48.0
14/09/2024	22:19	48.3		49.0	47.4
14/09/2024	22:24	52.3		54.6	48.3
14/09/2024	22:29	52.5		54.2	49.5
14/09/2024	22:34	54.9		56.9	50.2
14/09/2024	22:39	52.3		54.4	50.4
14/09/2024	22:44	50.8	52.5	51.6	49.5
14/09/2024	22:49	52.7		54.0	49.9
14/09/2024	22:54	52.5		55.3	49.6
14/09/2024	22:59	50.2		51.1	49.2
		Mean	53.0		
		Maximum	59.5		
		Minimum	47.9		

Date	Start Time	Leq (5mins)	Leq (30mins)	L10 (5mins)	L90 (5mins)
15/09/2024	19:04	51.0		52.1	46.4
15/09/2024	19:09	47.8		49.2	46.3
15/09/2024	19:14	47.8	49.5	48.7	47.0
15/09/2024	19:19	48.2		49.2	46.6
15/09/2024	19:24	48.8		52.5	45.7
15/09/2024	19:29	51.5		52.6	45.5
15/09/2024	19:34	46.8		48.3	44.9
15/09/2024	19:39	49.1		50.3	47.7
15/09/2024	19:44	48.4	50.9	49.3	47.6
15/09/2024	19:49	55.6		59.7	47.6
15/09/2024	19:54	50.2		56.9	47.5
15/09/2024	19:59	48.4		49.2	47.5
15/09/2024	20:04	52.8		53.1	47.2
15/09/2024	20:09	61.3		63.5	47.0
15/09/2024	20:14	51.9	55.4	55.1	47.3
15/09/2024	20:19	53.8		56.2	45.8
15/09/2024	20:24	48.4		50.6	45.8
15/09/2024	20:29	48.0		49.2	45.6
15/09/2024	20:34	47.4		47.8	45.2
15/09/2024	20:39	52.1		62.0	45.7
15/09/2024	20:44	52.9	52.3	58.6	45.5
15/09/2024	20:49	49.7		52.5	45.1
15/09/2024	20:54	53.0		53.9	46.5
15/09/2024	20:59	54.9		55.4	45.7
15/09/2024	21:04	50.4		52.4	45.4
15/09/2024	21:09	48.0		50.5	45.1
15/09/2024	21:14	50.1	50.3	52.0	46.6
15/09/2024	21:19	48.5		50.0	47.1
15/09/2024	21:24	48.4		49.6	46.5
15/09/2024	21:29	53.5		54.0	49.3
15/09/2024	21:34	49.6		50.7	47.1
15/09/2024	21:39	51.5		52.3	47.4
15/09/2024	21:44	50.8	50.4	54.0	47.6
15/09/2024	21:49	50.3		52.7	47.5
15/09/2024	21:54	50.7		51.9	48.5
15/09/2024	21:59	49.2		50.2	47.9
15/09/2024	22:04	48.6		49.7	47.4
15/09/2024	22:09	47.8		48.4	47.1
15/09/2024	22:14	48.1	50.1	49.2	46.9
15/09/2024	22:19	49.2		51.1	47.5
15/09/2024	22:24	50.2		52.8	47.0
15/09/2024	22:29	53.6		56.8	46.5
15/09/2024	22:34	48.5		49.7	46.0
15/09/2024	22:39	46.4		47.4	45.5
15/09/2024	22:44	51.5	48.2	52.6	45.4
15/09/2024	22:49	47.4		48.9	45.3
15/09/2024	22:54	46.7		48.4	45.2
15/09/2024	22:59	45.7		46.3	45.0
		Mean	50.9		
		Maximum	55.4		
		Minimum	48.2		

Station: CM17a

Date	Start Time	Leq (5mins)	Leq (30mins)	L10 (5mins)	L90 (5mins)
16/09/2024	19:04	54.3		55.3	46.1
16/09/2024	19:09	49.2		49.5	47.0
16/09/2024	19:14	47.5	58.7	48.4	46.7
16/09/2024	19:19	63.7		67.7	46.9
16/09/2024	19:24	61.8		66.0	48.2
16/09/2024	19:29	52.2		53.1	47.7
16/09/2024	19:34	49.8		51.1	48.0
16/09/2024	19:39	53.7		57.4	48.1
16/09/2024	19:44	48.8	52.7	50.0	47.5
16/09/2024	19:49	54.1		55.6	47.2
16/09/2024	19:54	49.7		52.0	47.2
16/09/2024	19:59	55.7		56.0	47.5
16/09/2024	20:04	64.2		64.9	48.5
16/09/2024	20:09	52.8		53.9	44.7
16/09/2024	20:14	45.1	57.0	46.5	44.0
16/09/2024	20:19	45.8		46.9	44.8
16/09/2024	20:24	47.1		47.7	44.8
16/09/2024	20:29	46.6		47.6	44.1
16/09/2024	20:34	57.1		58.2	44.2
16/09/2024	20:39	46.5		48.3	43.9
16/09/2024	20:44	47.3	51.0	59.3	44.4
16/09/2024	20:49	45.4		46.2	43.9
16/09/2024	20:54	48.3		48.4	44.7
16/09/2024	20:59	47.0		47.6	44.9
16/09/2024	21:04	46.7		48.0	45.2
16/09/2024	21:09	47.3		49.9	44.9
16/09/2024	21:14	46.2	47.0	47.0	45.1
16/09/2024	21:19	46.0		47.4	45.0
16/09/2024	21:24	46.2		47.2	45.2
16/09/2024	21:29	48.8		51.4	45.8
16/09/2024	21:34	53.1		57.4	46.4
16/09/2024	21:39	54.1		54.7	45.5
16/09/2024	21:44	46.1	50.7	47.5	44.7
16/09/2024	21:49	49.2		52.3	45.9
16/09/2024	21:54	48.0		51.5	45.4
16/09/2024	21:59	48.0		56.5	45.1
16/09/2024	22:04	46.9		47.9	44.9
16/09/2024	22:09	45.8		46.3	45.1
16/09/2024	22:14	52.6	48.4	52.9	45.3
16/09/2024	22:19	46.2		47.1	45.6
16/09/2024	22:24	47.4		47.6	45.5
16/09/2024	22:29	46.6		46.8	45.5
16/09/2024	22:34	46.2		47.1	45.3
16/09/2024	22:39	47.8		48.0	45.5
16/09/2024	22:44	47.8	47.9	48.8	45.8
16/09/2024	22:49	49.4		49.5	45.5
16/09/2024	22:54	49.0		51.3	46.1
16/09/2024	22:59	46.3		47.8	44.9
		Mean	51.7		
		Maximum	58.7		
		Minimum	47.0		

Date	Start Time	Leq (5mins)	Leq (30mins)	L10 (5mins)	L90 (5mins)
17/09/2024	19:04	49.0		53.0	46.0
17/09/2024	19:09	47.8		48.3	46.6
17/09/2024	19:14	48.8	50.4	52.2	46.7
17/09/2024	19:19	54.9		55.7	46.3
17/09/2024	19:24	47.2		47.9	46.2
17/09/2024	19:29	49.1		50.1	46.2
17/09/2024	19:34	48.2		50.2	46.3
17/09/2024	19:39	47.9		48.4	46.3
17/09/2024	19:44	47.3	47.6	48.0	46.2
17/09/2024	19:49	47.4		48.0	46.3
17/09/2024	19:54	46.7		48.2	44.8
17/09/2024	19:59	48.1		48.6	45.1
17/09/2024	20:04	46.6		47.8	45.2
17/09/2024	20:09	54.4		55.3	44.9
17/09/2024	20:14	50.4	50.0	52.3	45.0
17/09/2024	20:19	47.0		47.2	44.8
17/09/2024	20:24	48.8		49.3	45.5
17/09/2024	20:29	46.6		47.8	45.2
17/09/2024	20:34	55.6		57.1	45.6
17/09/2024	20:39	59.7		63.7	45.7
17/09/2024	20:44	51.9	54.3	52.9	45.7
17/09/2024	20:49	48.4		49.8	45.3
17/09/2024	20:54	47.3		48.9	45.2
17/09/2024	20:59	46.4		47.3	45.5
17/09/2024	21:04	46.5		47.3	45.7
17/09/2024	21:09	46.5		47.5	45.2
17/09/2024	21:14	53.6	49.1	53.7	44.8
17/09/2024	21:19	47.6		49.0	44.8
17/09/2024	21:24	46.6		46.7	44.8
17/09/2024	21:29	48.5		52.0	44.7
17/09/2024	21:34	45.9		47.4	44.5
17/09/2024	21:39	46.2		47.2	45.3
17/09/2024	21:44	48.3	49.7	49.8	45.9
17/09/2024	21:49	51.0		53.6	46.6
17/09/2024	21:54	52.2		54.4	48.8
17/09/2024	21:59	50.7		52.5	48.0
17/09/2024	22:04	60.9		66.3	46.8
17/09/2024	22:09	53.9		58.4	46.3
17/09/2024	22:14	47.9	57.2	49.6	45.5
17/09/2024	22:19	54.6		56.8	46.3
17/09/2024	22:24	56.8		58.6	46.2
17/09/2024	22:29	59.1		61.8	45.5
17/09/2024	22:34	55.4		57.4	47.5
17/09/2024	22:39	59.5		63.0	46.9
17/09/2024	22:44	56.8	56.3	57.2	46.9
17/09/2024	22:49	57.6		58.2	55.1
17/09/2024	22:54	52.2		55.3	46.7
17/09/2024	22:59	48.6		49.7	46.5
		Mean	51.8		
		Maximum	57.2		
		Minimum	47.6		

Date	Start Time	Leq (5mins)	Leq (30mins)	L10 (5mins)	L90 (5mins)
18/09/2024	19:04	53.1		54.0	51.6
18/09/2024	19:09	53.8		55.7	52.0
18/09/2024	19:14	52.6	53.4	53.4	51.1
18/09/2024	19:19	54.4		56.7	51.7
18/09/2024	19:24	52.6		54.1	51.0
18/09/2024	19:29	53.5		56.1	50.8
18/09/2024	19:34	51.3		52.3	50.3
18/09/2024	19:39	51.7		52.5	50.5
18/09/2024	19:44	58.3	54.3	62.0	50.9
18/09/2024	19:49	54.3		57.7	50.5
18/09/2024	19:54	54.5		56.4	51.2
18/09/2024	19:59	50.9		52.7	48.8
18/09/2024	20:04	51.6		53.4	49.3
18/09/2024	20:09	50.9		52.6	49.2
18/09/2024	20:14	51.0	51.5	52.5	49.2
18/09/2024	20:19	51.2		52.8	49.4
18/09/2024	20:24	51.2		52.4	49.4
18/09/2024	20:29	53.0		54.8	49.1
18/09/2024	20:34	50.4		51.6	48.8
18/09/2024	20:39	50.2		51.7	48.4
18/09/2024	20:44	50.0	50.0	51.2	48.6
18/09/2024	20:49	50.7		52.4	49.0
18/09/2024	20:54	49.4		50.2	48.4
18/09/2024	20:59	49.3		50.3	48.2
18/09/2024	21:04	49.9		51.2	48.4
18/09/2024	21:09	49.9		51.2	48.4
18/09/2024	21:14	50.1	50.3	51.8	48.5
18/09/2024	21:19	50.9		52.9	48.7
18/09/2024	21:24	49.8		51.0	48.4
18/09/2024	21:29	51.0		52.6	49.2
18/09/2024	21:34	50.5		52.0	48.6
18/09/2024	21:39	50.0		52.0	48.1
18/09/2024	21:44	50.1	50.1	51.7	48.4
18/09/2024	21:49	49.8		51.1	48.1
18/09/2024	21:54	50.7		52.0	48.8
18/09/2024	21:59	49.2		50.5	47.7
18/09/2024	22:04	49.3		50.5	48.0
18/09/2024	22:09	49.1		50.2	47.7
18/09/2024	22:14	51.2	50.5	53.0	49.3
18/09/2024	22:19	50.4		52.3	47.9
18/09/2024	22:24	50.0		51.0	47.8
18/09/2024	22:29	52.1		54.4	48.9
18/09/2024	22:34	54.0		57.3	48.8
18/09/2024	22:39	50.6		52.6	48.3
18/09/2024	22:44	50.8	51.6	52.8	48.1
18/09/2024	22:49	52.5		55.2	49.0
18/09/2024	22:54	50.3		53.6	48.0
18/09/2024	22:59	49.5		50.6	48.2
		Mean	51.5		
		Maximum	54.3		
		Minimum	50.0		

Station: CM17a

Date	Start Time	Leq (5mins)	Leq (30mins)	L10 (5mins)	L90 (5mins)
19/09/2024	19:02	47.7	52.0	49.1	45.4
19/09/2024	19:07	46.8		46.9	45.3
19/09/2024	19:12	47.1		47.6	45.6
19/09/2024	19:17	52.9		54.4	45.8
19/09/2024	19:22	50.5		52.0	46.0
19/09/2024	19:27	56.8		57.0	46.0
19/09/2024	19:32	46.5	48.0	47.4	45.7
19/09/2024	19:37	48.2		49.6	46.0
19/09/2024	19:42	47.2		48.3	45.9
19/09/2024	19:47	48.0		48.2	45.8
19/09/2024	19:52	49.8		54.6	45.0
19/09/2024	19:57	47.3		49.4	44.7
19/09/2024	20:02	48.8	47.3	53.0	44.0
19/09/2024	20:07	45.3		46.7	44.2
19/09/2024	20:12	46.8		47.8	44.3
19/09/2024	20:17	46.2		46.9	44.2
19/09/2024	20:22	46.2		46.6	44.3
19/09/2024	20:27	49.2		49.6	44.8
19/09/2024	20:32	46.8	48.8	48.1	45.6
19/09/2024	20:37	47.6		47.8	45.2
19/09/2024	20:42	47.5		49.1	45.6
19/09/2024	20:47	45.5		46.2	44.7
19/09/2024	20:52	53.5		55.1	44.7
19/09/2024	20:57	45.4		45.8	44.7
19/09/2024	21:02	46.3	50.9	47.8	44.5
19/09/2024	21:07	54.6		57.4	45.0
19/09/2024	21:12	46.7		47.3	44.6
19/09/2024	21:17	53.6		57.3	45.3
19/09/2024	21:22	46.8		47.7	44.6
19/09/2024	21:27	49.0		49.5	44.8
19/09/2024	21:32	47.0	48.6	47.8	45.7
19/09/2024	21:37	50.4		51.2	46.2
19/09/2024	21:42	48.1		49.9	45.1
19/09/2024	21:47	48.8		49.8	45.5
19/09/2024	21:52	46.0		46.7	45.1
19/09/2024	21:57	49.7		55.2	45.3
19/09/2024	22:02	47.4	49.3	48.7	45.0
19/09/2024	22:07	52.7		53.2	45.4
19/09/2024	22:12	47.1		49.3	45.5
19/09/2024	22:17	46.5		47.2	45.5
19/09/2024	22:22	49.0		50.3	46.3
19/09/2024	22:27	49.8		51.0	48.3
19/09/2024	22:32	52.2	49.6	52.9	47.7
19/09/2024	22:37	48.6		49.2	47.4
19/09/2024	22:42	48.1		48.8	47.2
19/09/2024	22:47	48.3		48.8	47.0
19/09/2024	22:52	50.0		51.6	47.1
19/09/2024	22:57	48.5		49.1	45.5
		Mean	49.3		
		Maximum	52.0		
		Minimum	47.3		

Date	Start Time	Leq (5mins)	Leq (30mins)	L10 (5mins)	L90 (5mins)
20/09/2024	19:02	48.9	55.2	49.9	47.4
20/09/2024	19:07	49.1		50.7	47.7
20/09/2024	19:12	53.9		55.7	47.9
20/09/2024	19:17	56.9		57.5	52.6
20/09/2024	19:22	56.7		58.2	53.0
20/09/2024	19:27	58.1		61.2	49.6
20/09/2024	19:32	60.1	56.7	62.7	55.3
20/09/2024	19:37	57.8		58.1	55.8
20/09/2024	19:42	54.5		56.6	51.4
20/09/2024	19:47	51.7		52.6	49.2
20/09/2024	19:52	50.2		51.5	46.9
20/09/2024	19:57	57.9		59.3	47.3
20/09/2024	20:02	52.6	56.2	56.5	47.3
20/09/2024	20:07	55.9		57.7	53.1
20/09/2024	20:12	53.0		54.5	51.1
20/09/2024	20:17	55.2		57.8	51.0
20/09/2024	20:22	58.7		59.1	57.3
20/09/2024	20:27	58.1		58.7	56.9
20/09/2024	20:32	56.7	56.7	56.9	55.8
20/09/2024	20:37	58.1		58.3	56.9
20/09/2024	20:42	57.9		58.7	56.6
20/09/2024	20:47	57.5		58.0	54.8
20/09/2024	20:52	55.3		58.3	51.9
20/09/2024	20:57	52.3		53.4	48.1
20/09/2024	21:02	50.9	49.5	51.6	46.8
20/09/2024	21:07	49.0		53.7	45.7
20/09/2024	21:12	50.7		51.8	45.7
20/09/2024	21:17	50.5		50.7	45.7
20/09/2024	21:22	47.9		51.4	44.9
20/09/2024	21:27	46.7		47.4	45.3
20/09/2024	21:32	47.2	46.7	49.5	45.1
20/09/2024	21:37	46.6		47.6	45.5
20/09/2024	21:42	47.6		48.1	45.8
20/09/2024	21:47	46.0		47.0	45.1
20/09/2024	21:52	46.3		48.4	44.8
20/09/2024	21:57	46.3		47.8	44.6
20/09/2024	22:02	47.3	47.7	47.4	45.3
20/09/2024	22:07	46.8		47.8	45.6
20/09/2024	22:12	46.5		47.4	45.4
20/09/2024	22:17	47.3		48.7	45.2
20/09/2024	22:22	49.9		50.5	45.7
20/09/2024	22:27	47.5		47.8	45.6
20/09/2024	22:32	50.9	48.2	53.1	45.6
20/09/2024	22:37	46.2		46.8	45.2
20/09/2024	22:42	47.0		47.7	45.7
20/09/2024	22:47	48.6		48.7	45.4
20/09/2024	22:52	47.4		48.4	46.1
20/09/2024	22:57	47.2		47.8	46.0
		Mean	52.1		
		Maximum	56.7		
		Minimum	46.7		

Date	Start Time	Leq (5mins)	Leq (30mins)	L10 (5mins)	L90 (5mins)
21/09/2024	19:02	47.7	49.1	48.5	46.6
21/09/2024	19:07	48.4		49.2	47.4
21/09/2024	19:12	48.1		48.9	47.3
21/09/2024	19:17	51.5		51.6	47.2
21/09/2024	19:22	49.1		49.4	46.9
21/09/2024	19:27	48.4		49.4	46.9
21/09/2024	19:32	50.7	49.9	51.4	46.9
21/09/2024	19:37	50.5		51.8	46.6
21/09/2024	19:42	51.7		52.9	46.9
21/09/2024	19:47	48.9		49.8	46.7
21/09/2024	19:52	47.2		48.1	46.2
21/09/2024	19:57	49.2		49.3	46.2
21/09/2024	20:02	55.1	53.4	57.0	46.2
21/09/2024	20:07	52.4		53.9	46.2
21/09/2024	20:12	50.6		50.8	44.3
21/09/2024	20:17	57.8		60.1	44.2
21/09/2024	20:22	46.5		49.6	44.2
21/09/2024	20:27	46.2		48.0	43.8
21/09/2024	20:32	45.0	46.4	46.2	43.8
21/09/2024	20:37	46.9		47.8	44.0
21/09/2024	20:42	47.7		54.3	44.3
21/09/2024	20:47	46.9		47.0	44.3
21/09/2024	20:52	45.6		46.9	44.3
21/09/2024	20:57	46.0		47.4	44.4
21/09/2024	21:02	46.9	46.5	47.5	44.3
21/09/2024	21:07	44.7		46.1	43.6
21/09/2024	21:12	46.0		46.9	44.1
21/09/2024	21:17	46.0		46.5	43.8
21/09/2024	21:22	48.1		50.5	43.8
21/09/2024	21:27	46.5		48.8	44.3
21/09/2024	21:32	47.2	47.2	48.5	44.4
21/09/2024	21:37	48.7		50.1	44.7
21/09/2024	21:42	46.5		47.5	44.9
21/09/2024	21:47	48.2		49.5	45.1
21/09/2024	21:52	46.1		46.9	43.8
21/09/2024	21:57	45.9		47.1	44.4
21/09/2024	22:02	46.6	46.9	48.3	44.6
21/09/2024	22:07	46.0		47.1	44.9
21/09/2024	22:12	47.5		49.9	44.9
21/09/2024	22:17	46.9		48.4	44.9
21/09/2024	22:22	46.5		46.9	45.3
21/09/2024	22:27	47.9		48.0	45.3
21/09/2024	22:32	48.3	46.8	49.6	45.5
21/09/2024	22:37	46.1		47.3	45.0
21/09/2024	22:42	46.4		47.5	45.1
21/09/2024	22:47	46.0		47.3	44.5
21/09/2024	22:52	47.6		48.6	45.9
21/09/2024	22:57	45.4		46.6	44.3
		Mean	48.3		
		Maximum	53.4		
		Minimum	46.4		

Station: CM17a

Date	Start Time	Leq (5mins)	Leq (30mins)	L10 (5mins)	L90 (5mins)
22/09/2024	19:02	46.5	52.6	48.1	45.1
22/09/2024	19:07	55.1		56.4	44.8
22/09/2024	19:12	50.3		50.7	44.6
22/09/2024	19:17	51.3		55.3	45.4
22/09/2024	19:22	55.9		57.3	47.8
22/09/2024	19:27	49.9		55.3	45.9
22/09/2024	19:32	48.4	57.8	49.7	46.6
22/09/2024	19:37	57.8		61.2	46.9
22/09/2024	19:42	57.8		61.2	49.9
22/09/2024	19:47	52.6		53.2	46.5
22/09/2024	19:52	52.4		53.2	45.7
22/09/2024	19:57	62.9		63.0	45.3
22/09/2024	20:02	48.2	54.8	50.5	44.6
22/09/2024	20:07	49.4		49.9	45.0
22/09/2024	20:12	55.1		58.8	47.6
22/09/2024	20:17	60.8		65.3	46.0
22/09/2024	20:22	47.0		47.9	44.5
22/09/2024	20:27	48.2		51.2	43.6
22/09/2024	20:32	45.8	46.8	47.0	44.0
22/09/2024	20:37	45.8		47.2	44.0
22/09/2024	20:42	48.4		50.3	44.0
22/09/2024	20:47	45.4		46.8	44.0
22/09/2024	20:52	45.8		47.3	44.1
22/09/2024	20:57	48.5		49.5	43.8
22/09/2024	21:02	47.9	49.5	49.2	43.8
22/09/2024	21:07	49.8		50.4	44.3
22/09/2024	21:12	45.9		47.0	44.1
22/09/2024	21:17	51.0		51.2	44.2
22/09/2024	21:22	51.3		51.5	44.3
22/09/2024	21:27	48.7		49.8	44.8
22/09/2024	21:32	46.1	49.8	46.4	44.1
22/09/2024	21:37	47.6		49.0	45.0
22/09/2024	21:42	55.4		58.9	45.4
22/09/2024	21:47	46.0		46.7	44.6
22/09/2024	21:52	46.3		47.8	44.8
22/09/2024	21:57	46.3		47.3	44.8
22/09/2024	22:02	47.2	46.0	48.1	45.2
22/09/2024	22:07	46.7		48.2	44.5
22/09/2024	22:12	45.4		46.6	44.3
22/09/2024	22:17	45.0		46.1	43.9
22/09/2024	22:22	45.2		45.9	43.8
22/09/2024	22:27	46.0		47.7	44.4
22/09/2024	22:32	47.5	50.2	49.1	44.1
22/09/2024	22:37	47.9		51.4	44.2
22/09/2024	22:42	45.2		46.4	44.0
22/09/2024	22:47	55.9		57.5	44.3
22/09/2024	22:52	46.2		47.5	43.7
22/09/2024	22:57	46.4		52.3	43.6
		Mean	50.9		
		Maximum	57.8		
		Minimum	46.0		

Date	Start Time	Leq (5mins)	Leq (30mins)	L10 (5mins)	L90 (5mins)
23/09/2024	19:02	48.8	55.8	50.2	47.0
23/09/2024	19:07	54.3		56.1	46.9
23/09/2024	19:12	52.3		53.1	48.5
23/09/2024	19:17	51.4		53.1	48.5
23/09/2024	19:22	52.1		52.8	49.6
23/09/2024	19:27	61.7		65.8	52.2
23/09/2024	19:32	67.8	68.1	68.9	66.2
23/09/2024	19:37	66.1		67.5	64.3
23/09/2024	19:42	70.1		71.7	68.7
23/09/2024	19:47	71.6		73.0	70.3
23/09/2024	19:52	65.7		69.7	59.2
23/09/2024	19:57	56.5		58.6	53.8
23/09/2024	20:02	53.3	52.9	54.6	51.1
23/09/2024	20:07	52.4		54.0	50.4
23/09/2024	20:12	53.6		55.3	51.1
23/09/2024	20:17	53.8		53.9	50.1
23/09/2024	20:22	51.9		52.9	49.8
23/09/2024	20:27	52.1		53.2	50.2
23/09/2024	20:32	49.4	52.7	50.5	47.8
23/09/2024	20:37	53.6		54.3	47.8
23/09/2024	20:42	54.1		55.3	48.4
23/09/2024	20:47	55.3		55.8	50.8
23/09/2024	20:52	50.6		51.9	48.8
23/09/2024	20:57	49.4		50.5	48.1
23/09/2024	21:02	50.8	49.5	52.1	47.7
23/09/2024	21:07	48.9		50.0	47.5
23/09/2024	21:12	48.2		48.8	46.9
23/09/2024	21:17	48.3		48.9	46.8
23/09/2024	21:22	50.2		52.5	46.5
23/09/2024	21:27	49.9		50.5	46.9
23/09/2024	21:32	52.1	51.5	53.1	46.5
23/09/2024	21:37	52.4		54.9	46.9
23/09/2024	21:42	47.3		48.0	46.4
23/09/2024	21:47	51.1		51.4	46.4
23/09/2024	21:52	54.1		55.2	46.3
23/09/2024	21:57	48.2		48.3	46.2
23/09/2024	22:02	58.2	52.6	59.8	46.5
23/09/2024	22:07	49.2		51.1	46.7
23/09/2024	22:12	48.2		49.2	46.6
23/09/2024	22:17	49.5		51.2	46.6
23/09/2024	22:22	51.9		55.0	45.5
23/09/2024	22:27	46.5		47.5	44.7
23/09/2024	22:32	46.2	45.5	46.8	44.4
23/09/2024	22:37	44.7		45.6	43.9
23/09/2024	22:42	46.8		47.1	43.9
23/09/2024	22:47	44.7		45.5	43.6
23/09/2024	22:52	44.9		46.3	43.3
23/09/2024	22:57	45.3		47.0	43.4
		Mean	53.6		
		Maximum	68.1		
		Minimum	45.5		

Date	Start Time	Leq (5mins)	Leq (30mins)	L10 (5mins)	L90 (5mins)
24/09/2024	19:02	50.0	50.6	50.3	48.7
24/09/2024	19:07	50.6		51.1	48.8
24/09/2024	19:12	52.1		53.4	49.5
24/09/2024	19:17	50.7		51.1	48.9
24/09/2024	19:22	49.8		50.7	48.6
24/09/2024	19:27	50.1		51.3	48.8
24/09/2024	19:32	54.6	55.0	55.4	49.0
24/09/2024	19:37	49.2		50.0	48.3
24/09/2024	19:42	58.8		62.4	51.7
24/09/2024	19:47	57.5		60.3	48.5
24/09/2024	19:52	51.4		51.6	48.3
24/09/2024	19:57	49.0		49.8	48.0
24/09/2024	20:02	52.9	52.0	53.7	47.5
24/09/2024	20:07	50.6		54.0	47.6
24/09/2024	20:12	49.7		50.4	49.1
24/09/2024	20:17	53.8		56.0	49.0
24/09/2024	20:22	51.6		51.7	48.7
24/09/2024	20:27	52.1		55.5	48.7
24/09/2024	20:32	49.8	52.2	50.4	48.9
24/09/2024	20:37	56.8		59.8	48.3
24/09/2024	20:42	49.7		55.3	47.9
24/09/2024	20:47	50.0		52.1	47.4
24/09/2024	20:52	49.3		50.4	47.3
24/09/2024	20:57	51.4		53.8	47.5
24/09/2024	21:02	51.6	49.0	51.9	47.8
24/09/2024	21:07	50.2		51.2	47.6
24/09/2024	21:12	48.5		48.9	45.5
24/09/2024	21:17	46.4		47.6	45.3
24/09/2024	21:22	48.9		50.0	44.7
24/09/2024	21:27	46.0		47.9	44.0
24/09/2024	21:32	49.8	49.3	51.7	45.8
24/09/2024	21:37	46.5		47.9	44.9
24/09/2024	21:42	46.7		47.8	45.2
24/09/2024	21:47	51.7		53.9	46.2
24/09/2024	21:52	51.2		51.8	45.0
24/09/2024	21:57	46.7		48.3	45.1
24/09/2024	22:02	46.4	48.4	47.2	45.4
24/09/2024	22:07	46.6		47.4	45.2
24/09/2024	22:12	45.8		46.5	45.0
24/09/2024	22:17	47.6		50.1	45.0
24/09/2024	22:22	46.4		46.9	45.0
24/09/2024	22:27	52.8		54.0	44.9
24/09/2024	22:32	47.0	48.1	48.8	44.9
24/09/2024	22:37	47.0		49.1	44.5
24/09/2024	22:42	49.0		52.2	45.6
24/09/2024	22:47	45.2		46.4	43.9
24/09/2024	22:52	47.5		48.0	44.1
24/09/2024	22:57	50.7		54.4	46.0
		Mean	50.6		
		Maximum	55.0		
		Minimum	48.1		

Station: CM17a

Date	Start Time	Leq (5mins)	Leq (30mins)	L10 (5mins)	L90 (5mins)
25/09/2024	19:02	45.4	46.8	46.8	43.8
25/09/2024	19:07	47.0		49.4	44.9
25/09/2024	19:12	46.6		48.8	44.5
25/09/2024	19:17	44.8		45.3	44.1
25/09/2024	19:22	47.9		50.0	44.7
25/09/2024	19:27	48.0		50.3	44.3
25/09/2024	19:32	45.5	47.9	47.0	43.9
25/09/2024	19:37	47.2		49.5	43.5
25/09/2024	19:42	44.9		45.9	43.4
25/09/2024	19:47	46.4		48.2	43.9
25/09/2024	19:52	52.4		55.9	43.3
25/09/2024	19:57	45.7		49.4	41.8
25/09/2024	20:02	45.3	46.0	47.7	42.1
25/09/2024	20:07	48.4		49.3	44.1
25/09/2024	20:12	44.7		46.7	43.0
25/09/2024	20:17	45.7		48.2	42.9
25/09/2024	20:22	46.5		49.1	42.4
25/09/2024	20:27	43.4		44.1	42.8
25/09/2024	20:32	44.8	45.3	46.1	42.1
25/09/2024	20:37	46.1		48.7	42.2
25/09/2024	20:42	45.5		47.5	43.3
25/09/2024	20:47	45.4		48.5	42.2
25/09/2024	20:52	45.3		48.5	42.3
25/09/2024	20:57	44.8		45.9	43.0
25/09/2024	21:02	44.5	45.1	48.2	41.3
25/09/2024	21:07	44.7		48.4	42.2
25/09/2024	21:12	44.8		46.1	43.0
25/09/2024	21:17	45.4		48.3	42.3
25/09/2024	21:22	45.1		48.4	41.8
25/09/2024	21:27	46.0		49.7	41.8
25/09/2024	21:32	45.6	50.9	48.0	43.1
25/09/2024	21:37	57.1		59.6	42.5
25/09/2024	21:42	50.1		52.8	41.9
25/09/2024	21:47	43.4		44.4	41.4
25/09/2024	21:52	45.9		48.3	42.7
25/09/2024	21:57	44.4		45.8	42.0
25/09/2024	22:02	47.1	46.3	51.8	42.0
25/09/2024	22:07	48.4		51.2	43.5
25/09/2024	22:12	44.6		46.2	41.7
25/09/2024	22:17	43.5		45.3	41.4
25/09/2024	22:22	44.5		47.0	42.1
25/09/2024	22:27	47.3		49.6	44.4
25/09/2024	22:32	46.6	44.5	50.0	42.5
25/09/2024	22:37	43.6		45.2	41.4
25/09/2024	22:42	44.1		46.6	41.1
25/09/2024	22:47	44.6		47.1	42.2
25/09/2024	22:52	44.3		46.8	42.2
25/09/2024	22:57	43.0		43.6	41.1
		Mean	46.6		
		Maximum	50.9		
		Minimum	44.5		

Date	Start Time	Leq (5mins)	Leq (30mins)	L10 (5mins)	L90 (5mins)
26/09/2024	19:02	51.1	51.3	52.1	50.2
26/09/2024	19:07	51.1		52.2	50.2
26/09/2024	19:12	51.9		53.5	50.4
26/09/2024	19:17	50.8		51.3	50.3
26/09/2024	19:22	51.9		54.8	50.0
26/09/2024	19:27	50.8		51.3	50.1
26/09/2024	19:32	51.3	51.8	52.8	50.2
26/09/2024	19:37	51.2		52.4	50.4
26/09/2024	19:42	51.2		52.8	50.3
26/09/2024	19:47	52.2		53.2	51.2
26/09/2024	19:52	51.3		51.9	50.8
26/09/2024	19:57	53.2		55.3	50.6
26/09/2024	20:02	51.5	50.2	52.7	50.6
26/09/2024	20:07	50.4		50.8	50.1
26/09/2024	20:12	50.3		50.7	49.9
26/09/2024	20:17	50.1		50.8	48.3
26/09/2024	20:22	48.9		50.0	47.8
26/09/2024	20:27	49.6		51.0	48.0
26/09/2024	20:32	50.3	49.1	53.6	47.7
26/09/2024	20:37	50.3		53.5	47.5
26/09/2024	20:42	49.4		52.6	47.3
26/09/2024	20:47	47.9		48.7	46.9
26/09/2024	20:52	47.7		48.2	47.2
26/09/2024	20:57	47.8		48.3	47.2
26/09/2024	21:02	48.6	48.1	49.4	47.8
26/09/2024	21:07	48.1		48.9	47.4
26/09/2024	21:12	48.2		48.8	47.6
26/09/2024	21:17	47.6		48.3	46.9
26/09/2024	21:22	48.0		48.6	47.4
26/09/2024	21:27	48.1		49.4	46.9
26/09/2024	21:32	48.5	48.3	49.6	47.6
26/09/2024	21:37	47.5		48.1	46.9
26/09/2024	21:42	48.0		48.6	47.4
26/09/2024	21:47	48.2		48.8	47.2
26/09/2024	21:52	48.6		49.5	47.8
26/09/2024	21:57	48.7		49.7	47.7
26/09/2024	22:02	48.5	48.2	48.9	47.9
26/09/2024	22:07	48.1		48.8	47.4
26/09/2024	22:12	49.0		50.3	47.7
26/09/2024	22:17	48.2		48.7	47.1
26/09/2024	22:22	47.7		48.2	47.1
26/09/2024	22:27	47.5		48.0	47.1
26/09/2024	22:32	47.9	48.3	48.4	47.4
26/09/2024	22:37	49.5		51.4	47.4
26/09/2024	22:42	47.9		48.5	47.2
26/09/2024	22:47	48.5		48.6	47.0
26/09/2024	22:52	48.0		48.7	47.4
26/09/2024	22:57	48.0		48.6	47.3
		Mean	49.4		
		Maximum	51.8		
		Minimum	48.1		

Summary of Noise Monitoring Results during 19:00 - 23:00 at CM17a	
	Leq (30mins)
Mean	50.8
Maximum	68.1
Minimum	44.5

Station: CM17a

Date	Start Time	Leq (5mins)	Leq (30mins)	L10 (5mins)	L90 (5mins)
13/09/2024	23:04	46.6	47.5	47.4	49.6
13/09/2024	23:09	46.1		47.5	52.6
13/09/2024	23:14	46.1		47.2	50.8
13/09/2024	23:19	46.2		47.3	48.8
13/09/2024	23:24	45.8		47.0	50.3
13/09/2024	23:29	51.2		55.4	50.9
13/09/2024	23:34	52.3	50.2	54.7	49.0
13/09/2024	23:39	50.1		51.6	48.9
13/09/2024	23:44	52.0		52.4	49.3
13/09/2024	23:49	46.8		48.2	49.1
13/09/2024	23:54	50.6		53.3	48.7
13/09/2024	23:59	45.0		46.1	48.2
		Mean	48.8		
		Maximum	50.2		
		Minimum	47.5		

Date	Start Time	Leq (5mins)	Leq (30mins)	L10 (5mins)	L90 (5mins)
14/09/2024	0:04	46.0	47.5	46.7	45.1
14/09/2024	0:09	50.1		52.5	46.3
14/09/2024	0:14	47.5		49.7	44.5
14/09/2024	0:19	47.7		47.8	44.0
14/09/2024	0:24	46.6		54.2	44.3
14/09/2024	0:29	45.0		45.4	44.5
14/09/2024	0:34	45.3	46.2	46.3	44.4
14/09/2024	0:39	45.4		46.4	44.1
14/09/2024	0:44	46.6		47.4	44.4
14/09/2024	0:49	45.9		46.9	44.9
14/09/2024	0:54	45.7		46.8	44.0
14/09/2024	0:59	47.6		49.4	44.1
14/09/2024	1:04	44.9	45.1	45.8	43.7
14/09/2024	1:09	46.5		48.8	44.3
14/09/2024	1:14	45.0		45.4	44.4
14/09/2024	1:19	45.3		46.3	44.2
14/09/2024	1:24	44.3		44.5	43.7
14/09/2024	1:29	44.0		44.6	43.2
14/09/2024	1:34	44.4	46.0	44.8	43.8
14/09/2024	1:39	44.3		44.6	43.8
14/09/2024	1:44	50.5		52.8	43.8
14/09/2024	1:49	43.6		44.1	42.7
14/09/2024	1:54	44.0		44.5	42.9
14/09/2024	1:59	43.6		43.9	43.3
14/09/2024	2:04	44.0	43.7	44.3	43.4
14/09/2024	2:09	44.6		46.1	43.1
14/09/2024	2:14	43.2		43.5	42.7
14/09/2024	2:19	43.2		43.5	42.5
14/09/2024	2:24	43.6		44.6	42.6
14/09/2024	2:29	43.6		44.1	42.7
14/09/2024	2:34	43.9	46.1	44.3	43.4
14/09/2024	2:39	43.8		44.0	43.5
14/09/2024	2:44	47.4		48.4	43.3
14/09/2024	2:49	49.8		53.5	43.2
14/09/2024	2:54	43.7		44.2	43.3
14/09/2024	2:59	43.9		44.2	43.2
14/09/2024	3:04	43.7	43.2	44.1	43.2
14/09/2024	3:09	43.3		43.7	42.8
14/09/2024	3:14	43.1		43.5	42.4
14/09/2024	3:19	43.0		43.5	42.2
14/09/2024	3:24	43.2		43.6	42.6
14/09/2024	3:29	42.9		43.4	42.5
14/09/2024	3:34	42.9	43.1	43.1	42.4
14/09/2024	3:39	43.0		43.4	42.4
14/09/2024	3:44	43.2		43.7	42.6
14/09/2024	3:49	43.0		43.4	42.4
14/09/2024	3:54	43.6		43.9	42.4
14/09/2024	3:59	43.1		43.4	42.6
14/09/2024	4:04	42.7	42.8	43.0	42.1
14/09/2024	4:09	43.1		44.0	42.3
14/09/2024	4:14	42.7		43.1	42.2
14/09/2024	4:19	42.8		43.2	42.0
14/09/2024	4:24	42.6		42.8	42.3
14/09/2024	4:29	42.7		43.3	41.8
14/09/2024	4:34	43.4	43.7	43.9	42.3
14/09/2024	4:39	43.1		43.4	42.5
14/09/2024	4:44	43.0		43.4	42.3
14/09/2024	4:49	42.7		43.1	42.1
14/09/2024	4:54	43.0		43.4	42.5
14/09/2024	4:59	45.9		46.4	42.6
14/09/2024	5:04	44.0	46.0	44.4	43.2
14/09/2024	5:09	44.3		44.7	43.5
14/09/2024	5:14	43.9		44.1	43.4
14/09/2024	5:19	43.7		44.0	43.3
14/09/2024	5:24	49.9		53.4	43.1
14/09/2024	5:29	46.1		49.1	43.4
14/09/2024	5:34	45.0	52.0	45.5	44.3
14/09/2024	5:39	45.1		45.9	44.3
14/09/2024	5:44	45.6		46.7	44.4
14/09/2024	5:49	47.5		49.5	44.9
14/09/2024	5:54	51.4		53.8	44.6
14/09/2024	5:59	58.1		61.7	50.3
14/09/2024	6:04	54.2	53.0	57.0	47.8
14/09/2024	6:09	50.4		53.7	45.0
14/09/2024	6:14	54.3		57.6	47.2
14/09/2024	6:19	53.4		56.0	47.9
14/09/2024	6:24	53.1		56.8	47.2
14/09/2024	6:29	51.3		54.0	45.1
14/09/2024	6:34	46.7	49.6	48.0	44.8
14/09/2024	6:39	48.0		49.8	45.1
14/09/2024	6:44	48.4		50.6	45.8
14/09/2024	6:49	48.6		51.0	45.3
14/09/2024	6:54	53.3		57.1	45.3
14/09/2024	6:59	49.0		51.7	44.2

Date	Start Time	Leq (5mins)	Leq (30mins)	L10 (5mins)	L90 (5mins)
15/09/2024	0:04	46.5	49.9	61.2	45.2
15/09/2024	0:09	48.1		49.2	45.6
15/09/2024	0:14	47.1		48.5	45.7
15/09/2024	0:19	53.5		57.9	47.0
15/09/2024	0:24	48.0		49.1	46.9
15/09/2024	0:29	51.4		54.6	45.7
15/09/2024	0:34	49.0	49.3	49.6	45.5
15/09/2024	0:39	48.5		49.8	45.4
15/09/2024	0:44	51.7		55.0	45.0
15/09/2024	0:49	48.3		49.5	44.9
15/09/2024	0:54	50.6		51.8	45.4
15/09/2024	0:59	45.5		46.8	44.2
15/09/2024	1:04	46.2	48.2	47.1	44.8
15/09/2024	1:09	47.0		47.1	45.3
15/09/2024	1:14	47.2		48.5	45.9
15/09/2024	1:19	49.4		50.9	48.0
15/09/2024	1:24	49.2		50.2	47.9
15/09/2024	1:29	48.9		49.5	47.6
15/09/2024	1:34	47.3	47.3	48.3	46.4
15/09/2024	1:39	49.3		51.4	47.0
15/09/2024	1:44	48.6		50.6	46.9
15/09/2024	1:49	46.3		47.6	45.0
15/09/2024	1:54	45.5		46.1	44.7
15/09/2024	1:59	45.1		45.5	44.7
15/09/2024	2:04	45.5	46.8	45.8	45.1
15/09/2024	2:09	46.1		46.5	45.6
15/09/2024	2:14	46.8		47.2	46.1
15/09/2024	2:19	46.7		47.3	45.8
15/09/2024	2:24	45.8		46.2	45.4
15/09/2024	2:29	49.0		50.8	45.9
15/09/2024	2:34	48.2	46.9	49.1	46.5
15/09/2024	2:39	47.0		47.6	46.3
15/09/2024	2:44	47.2		47.9	46.5
15/09/2024	2:49	46.5		47.1	45.8
15/09/2024	2:54	46.1		46.6	45.6
15/09/2024	2:59	46.1		46.7	45.4
15/09/2024	3:04	46.0	45.6	46.8	45.1
15/09/2024	3:09	45.9		46.6	44.8
15/09/2024	3:14	48.2		50.2	44.8
15/09/2024	3:19	44.5		45.3	43.2
15/09/2024	3:24	43.4		43.7	43.0
15/09/2024	3:29	43.4		44.1	42.3
15/09/2024	3:34	44.4	44.1	45.0	43.3
15/09/2024	3:39	44.0		44.7	43.1
15/09/2024	3:44	43.5		44.2	42.9
15/09/2024	3:49	43.7		44.7	42.7
15/09/2024	3:54	43.9		44.5	43.4
15/09/2024	3:59	44.8		45.8	43.8
15/09/2024	4:04	45.5	45.0	46.1	44.5
15/09/2024	4:09	46.0		47.4	44.4
15/09/2024	4:14	45.4		46.6	43.9
15/09/2024	4:19	44.7		45.6	42.9
15/09/2024	4:24	44.1		45.6	42.5
15/09/2024	4:29	43.5		44.2	42.7
15/09/2024	4:34	44.3	44.1	45.1	43.3
15/09/2024	4:39	43.8		44.4	43.1
15/09/2024	4:44	43.7		44.2	43.1
15/09/2024	4:49	43.5		44.1	42.6
15/09/2024	4:54	44.6		45.4	43.5
15/09/2024	4:59	44.8		45.5	43.7
15/09/2024	5:04	43.7	43.5	44.4	42.8
15/09/2024	5:09	43.2		43.6	42.6
15/09/2024	5:14	43.2		43.7	42.5
15/09/2024	5:19	43.6		44.2	41.9
15/09/2024	5:24	43.4		44.4	42.5
15/09/2024	5:29	43.9		44.6	43.2
15/09/2024	5:34	43.8	47.1	44.5	42.9
15/09/2024	5:39	43.6		44.2	42.7
15/09/2024	5:44	44.6		46.4	43.0
15/09/2024	5:49	43.1		44.2	41.8
15/09/2024	5:54	44.3		45.7	43.0
15/09/2024	5:59	52.6		56.4	45.5
15/09/2024	6:04	51.2	55.2	54.0	44.9
15/09/2024	6:09	56.2		59.5	46.5
15/09/2024	6:14	60.0		62.5	53.0
15/09/2024	6:19	55.1		57.8	47.3
15/09/2024	6:24	48.6		51.8	45.0
15/09/2024	6:29	47.6		49.0	44.4
15/09/2024	6:34	64.9	64.0	69.3	47.9
15/09/2024	6:39	69.1		72.5	56.8
15/09/2024	6:44	65.9		68.0	43.7
15/09/2024	6:49	45.9		47.4	42.9
15/09/2024	6:54	46.0		48.8	42.4
15/09/2024	6:59	46.7		50.2	42.7

14/09/2024	23:04	50.4	47.9	52.6	44.4
14/09/2024	23:09	47.5		48.7	43.7
14/09/2024	23:14	45.1		45.2	43.5
14/09/2024	23:19	44.1		44.8	43.3
14/09/2024	23:24	44.5		45.0	43.3
14/09/2024	23:29	50.7		52.2	43.7
14/09/2024	23:34	49.6	47.3	50.9	44.9
14/09/2024	23:39	43.6		44.8	42.1
14/09/2024	23:44	46.6		47.1	42.3
14/09/2024	23:49	49.4		51.1	45.4
14/09/2024	23:54	47.3		47.4	44.0
14/09/2024	23:59	43.8		44.4	42.9
		Mean	46.4		
		Maximum	53.0		
		Minimum	42.8		

15/09/2024	23:04	50.5	48.9	53.0	46.8
15/09/2024	23:09	47.2		48.0	45.4
15/09/2024	23:14	47.9		49.7	45.3
15/09/2024	23:19	52.3		52.4	45.1
15/09/2024	23:24	45.1		45.6	44.3
15/09/2024	23:29	45.2		45.7	44.3
15/09/2024	23:34	45.8	46.5	47.2	44.3
15/09/2024	23:39	44.7		45.0	44.4
15/09/2024	23:44	46.0		46.4	44.5
15/09/2024	23:49	49.6		51.4	44.9
15/09/2024	23:54	45.6		46.0	45.1
15/09/2024	23:59	45.1		46.3	44.2
		Mean	48.3		
		Maximum	64.0		
		Minimum	43.5		

Station: CM17a

Date	Start Time	Leq (5mins)	Leq (30mins)	L10 (5mins)	L90 (5mins)
16/09/2024	0:04	44.9		45.7	44.2
16/09/2024	0:09	44.1		45.5	44.0
16/09/2024	0:14	45.5	45.0	47.0	44.0
16/09/2024	0:19	45.0		45.9	44.1
16/09/2024	0:24	44.8		46.0	43.8
16/09/2024	0:29	45.5		46.2	44.0
16/09/2024	0:34	44.5		45.0	43.8
16/09/2024	0:39	44.1		44.8	43.0
16/09/2024	0:44	44.9	44.5	46.2	43.5
16/09/2024	0:49	44.3		44.8	43.5
16/09/2024	0:54	43.6		43.9	43.2
16/09/2024	0:59	45.6		46.7	44.3
16/09/2024	1:04	44.4		45.2	43.1
16/09/2024	1:09	47.0		49.0	43.4
16/09/2024	1:14	46.8	46.3	47.6	44.0
16/09/2024	1:19	47.6		47.8	47.2
16/09/2024	1:24	46.0		47.5	44.4
16/09/2024	1:29	45.1		45.9	44.3
16/09/2024	1:34	45.1		45.7	44.3
16/09/2024	1:39	46.2		47.9	44.3
16/09/2024	1:44	45.4	51.9	45.9	44.8
16/09/2024	1:49	45.7		45.8	44.8
16/09/2024	1:54	45.0		45.4	44.5
16/09/2024	1:59	58.7		59.5	47.2
16/09/2024	2:04	44.6		45.3	44.0
16/09/2024	2:09	44.6		45.2	44.1
16/09/2024	2:14	44.4	45.6	44.7	43.9
16/09/2024	2:19	44.1		44.7	43.5
16/09/2024	2:24	49.1		49.7	44.1
16/09/2024	2:29	44.1		44.4	43.5
16/09/2024	2:34	43.7		44.1	43.2
16/09/2024	2:39	43.8		44.2	43.3
16/09/2024	2:44	44.0	44.4	44.6	43.3
16/09/2024	2:49	43.5		44.0	42.7
16/09/2024	2:54	43.8		44.4	43.1
16/09/2024	2:59	46.6		50.1	43.1
16/09/2024	3:04	43.5		44.0	42.8
16/09/2024	3:09	45.3		47.8	43.1
16/09/2024	3:14	43.1	48.0	44.0	42.3
16/09/2024	3:19	42.4		42.8	41.9
16/09/2024	3:24	51.0		53.9	41.9
16/09/2024	3:29	52.0		54.0	41.5
16/09/2024	3:34	42.1		42.4	41.5
16/09/2024	3:39	42.1		42.3	41.4
16/09/2024	3:44	42.3	42.1	44.3	41.5
16/09/2024	3:49	41.8		42.2	41.1
16/09/2024	3:54	41.9		42.3	41.4
16/09/2024	3:59	42.3		42.8	41.8
16/09/2024	4:04	42.2		42.6	41.2
16/09/2024	4:09	47.7		49.1	41.2
16/09/2024	4:14	42.1	43.7	42.5	41.4
16/09/2024	4:19	42.0		42.5	41.3
16/09/2024	4:24	42.1		42.5	41.4
16/09/2024	4:29	42.3		42.8	41.4
16/09/2024	4:34	41.9		42.3	41.1
16/09/2024	4:39	42.2		42.7	41.5
16/09/2024	4:44	42.9	42.4	43.6	41.5
16/09/2024	4:49	42.4		42.9	41.6
16/09/2024	4:54	42.5		43.6	41.3
16/09/2024	4:59	42.6		42.9	42.3
16/09/2024	5:04	42.2		42.6	41.5
16/09/2024	5:09	42.3		42.7	41.8
16/09/2024	5:14	42.2	42.4	42.7	41.4
16/09/2024	5:19	42.3		42.8	41.4
16/09/2024	5:24	42.6		43.1	41.9
16/09/2024	5:29	42.5		42.7	41.8
16/09/2024	5:34	42.4		42.9	41.5
16/09/2024	5:39	42.6		42.9	41.7
16/09/2024	5:44	42.9	42.7	43.5	41.9
16/09/2024	5:49	42.9		43.9	41.8
16/09/2024	5:54	42.7		43.8	41.4
16/09/2024	5:59	42.7		43.3	41.8
16/09/2024	6:04	52.5		54.6	43.3
16/09/2024	6:09	55.4		59.1	45.5
16/09/2024	6:14	57.6	57.5	61.7	46.2
16/09/2024	6:19	59.8		63.4	50.8
16/09/2024	6:24	59.3		63.5	49.4
16/09/2024	6:29	56.8		60.7	47.6
16/09/2024	6:34	55.1		57.5	47.1
16/09/2024	6:39	49.4		53.9	44.3
16/09/2024	6:44	46.8	50.3	48.0	45.4
16/09/2024	6:49	48.5		49.3	44.5
16/09/2024	6:54	45.6		47.0	43.9
16/09/2024	6:59	48.6		49.1	44.4
16/09/2024	23:04	46.4		47.6	45.3
16/09/2024	23:09	50.6		55.3	45.4
16/09/2024	23:14	50.6	49.3	52.9	48.1
16/09/2024	23:19	49.2		49.6	48.5
16/09/2024	23:24	48.6		49.0	48.0
16/09/2024	23:29	49.1		50.1	47.6
16/09/2024	23:34	48.8		49.0	47.5
16/09/2024	23:39	49.4		49.9	48.2
16/09/2024	23:44	48.8	48.8	49.0	47.6
16/09/2024	23:49	49.3		49.6	47.4
16/09/2024	23:54	49.6		50.0	45.3
16/09/2024	23:59	46.3		46.6	45.4
		Mean	46.6		
		Maximum	57.5		
		Minimum	42.1		

Date	Start Time	Leq (5mins)	Leq (30mins)	L10 (5mins)	L90 (5mins)
17/09/2024	0:04	47.1		49.3	45.1
17/09/2024	0:09	45.7		46.1	44.1
17/09/2024	0:14	45.8	47.7	60.5	40.5
17/09/2024	0:19	51.1		52.8	45.2
17/09/2024	0:24	45.6		46.4	44.9
17/09/2024	0:29	47.7		48.4	45.4
17/09/2024	0:34	51.6		51.8	45.0
17/09/2024	0:39	49.1		52.6	44.7
17/09/2024	0:44	46.9	48.0	50.6	44.5
17/09/2024	0:49	45.4		46.8	44.2
17/09/2024	0:54	45.2		46.0	43.7
17/09/2024	0:59	45.2		45.8	44.5
17/09/2024	1:04	46.5		49.5	44.2
17/09/2024	1:09	51.5		52.9	44.2
17/09/2024	1:14	46.4	48.5	47.6	44.6
17/09/2024	1:19	46.1		47.0	45.2
17/09/2024	1:24	50.4		51.7	45.3
17/09/2024	1:29	46.2		46.6	45.4
17/09/2024	1:34	46.4		46.8	45.9
17/09/2024	1:39	46.6		47.0	46.1
17/09/2024	1:44	45.8	47.6	46.4	45.1
17/09/2024	1:49	46.7		47.3	45.8
17/09/2024	1:54	51.0		56.7	45.9
17/09/2024	1:59	46.2		49.3	45.4
17/09/2024	2:04	45.5		45.9	45.0
17/09/2024	2:09	45.4		45.7	45.0
17/09/2024	2:14	45.3	45.8	45.6	44.6
17/09/2024	2:19	46.0		46.6	44.6
17/09/2024	2:24	46.7		47.4	46.1
17/09/2024	2:29	45.9		46.8	45.0
17/09/2024	2:34	45.8		46.3	45.0
17/09/2024	2:39	48.6		48.8	45.5
17/09/2024	2:44	48.2	48.1	50.4	45.5
17/09/2024	2:49	48.4		50.4	45.6
17/09/2024	2:54	50.1		53.5	44.8
17/09/2024	2:59	45.6		47.6	43.5
17/09/2024	3:04	44.3		44.6	43.8
17/09/2024	3:09	43.8		44.2	43.0
17/09/2024	3:14	44.2	45.9	44.5	43.5
17/09/2024	3:19	44.1		44.6	43.5
17/09/2024	3:24	45.0		47.9	43.4
17/09/2024	3:29	49.9		52.7	42.6
17/09/2024	3:34	43.2		43.5	42.5
17/09/2024	3:39	43.5		43.6	42.5
17/09/2024	3:44	43.3	43.3	43.9	42.6
17/09/2024	3:49	43.0		43.5	42.4
17/09/2024	3:54	43.7		44.1	42.7
17/09/2024	3:59	43.2		43.6	42.7
17/09/2024	4:04	43.2		43.7	42.5
17/09/2024	4:09	43.2		43.5	42.8
17/09/2024	4:14	42.9	43.0	43.4	42.3
17/09/2024	4:19	43.0		43.4	42.4
17/09/2024	4:24	42.8		43.1	42.4
17/09/2024	4:29	42.7		43.1	42.2
17/09/2024	4:34	49.2		49.6	42.7
17/09/2024	4:39	46.9		51.8	42.9
17/09/2024	4:44	43.2	45.7	43.8	42.3
17/09/2024	4:49	44.0		44.5	42.9
17/09/2024	4:54	43.7		44.0	43.4
17/09/2024	4:59	43.4		43.7	43.0
17/09/2024	5:04	42.8		43.4	42.1
17/09/2024	5:09	43.8		44.0	42.9
17/09/2024	5:14	43.7	49.1	43.9	43.2
17/09/2024	5:19	55.7		56.8	43.4
17/09/2024	5:24	43.4		43.8	42.8
17/09/2024	5:29	43.5		43.8	43.1
17/09/2024	5:34	43.7		44.0	43.2
17/09/2024	5:39	44.1		44.7	43.3
17/09/2024	5:44	44.1	44.1	44.7	42.9
17/09/2024	5:49	44.1		44.6	43.4
17/09/2024	5:54	44.3		45.0	43.3
17/09/2024	5:59	44.4		45.3	43.4
17/09/2024	6:04	44.5		45.5	43.4
17/09/2024	6:09	53.5		57.9	44.1
17/09/2024	6:14	55.7	55.8	59.1	49.2
17/09/2024	6:19	55.6		59.4	47.4
17/09/2024	6:24	60.1		63.2	52.2
17/09/2024	6:29	54.7		57.3	48.4
17/09/2024	6:34	53.4		55.8	45.9
17/09/2024	6:39	48.5		48.6	44.8
17/09/2024	6:44	51.6	50.4	53.6	44.7
17/09/2024	6:49	47.8		49.8	45.2
17/09/2024	6:54	50.2		51.5	44.8
17/09/2024	6:59	47.8		49.1	44.9
17/09/2024	23:04	52.5		52.6	49.3
17/09/2024	23:09	49.9		50.0	47.3
17/09/2024	23:14	49.0	50.2	49.9	47.6
17/09/2024	23:19	51.2		52.1	47.0
17/09/2024	23:24	50.0		51.5	45.0
17/09/2024	23:29	46.1		46.9	45.0
17/09/2024	23:34	46.6		48.2	44.8
17/09/2024	23:39	48.0		50.3	44.4
17/09/2024	23:44	53.7	49.7	55.4	44.4
17/09/2024	23:49	45.4		46.5	44.1
17/09/2024	23:54	50.9		52.4	45.0
17/09/2024	23:59	47.3		49.2	44.5
		Mean	47.7		
		Maximum	55.8		
		Minimum	43.0		

Date	Start Time	Leq (5mins)	Leq (30mins)	L10 (5mins)	L90 (5mins)
18/09/2024	0:04	45.4		46.3	44.2
18/09/2024	0:09	45.5		46.3	44.3
18/09/2024	0:14	50.6	48.0	53.3	44.3
18/09/2024	0:19	50.6		53.6	45.3
18/09/2024	0:24	45.7		47.0	44.2
18/09/2024	0:29	46.1		48.0	44.6
18/09/2024	0:34	47.1		49.1	45.3
18/09/2024	0:39	47.1		48.8	45.1
18/09/2024	0:44	47.4	47.3	48.7	45.1
18/09/2024	0:49	46.4		47.3	45.3
18/09/2024	0:54	48.5		52.9	44.7
18/09/2024	0:59	47.3		49.4	45.3
18/09/2024	1:04	54.6		58.7	46.0
18/09/2024	1:09	51.1		54.7	46.9
18/09/2024	1:14	47.4	50.4	48.5	45.9
18/09/2024	1:19	47.1		48.0	45.8
18/09/2024	1:24	46.9		47.8	45.9
18/09/2024	1:29	49.0		49.7	46.4
18/09/2024	1:34	46.2		47.0	45.2
18/09/2024	1:39	46.4		47.6	45.0
18/09/2024	1:44	48.4	51.3	48.8	45.6
18/09/2024	1:49	52.9		57.6	45.6
18/09/2024	1:54	55.9		60.6	51.8
18/09/2024	1:59	49.0		51.7	46.4
18/09/2024	2:04	46.2		46.9	45.4
18/09/2024	2:09	45.9		46.7	45.1
18/09/2024	2:14	45.6	46.0	46.3	44.6
18/09/2024	2:19	45.2		45.7	44.4
18/09/2024	2:24	46.1		46.9	45.2
18/09/2024	2:29	46.9		47.8	45.8
18/09/2024	2:34	47.1		47.7	46.2
18/09/2024	2:39	46.4		47.2	45.4
18/09/2024	2:44	45.1	45.9	45.6	44.6
18/09/2024	2:49	45.4		45.8	44.7
18/09/2024	2:54	45.2		45.8	44.3
18/09/2024	2:59	46.0		46.4	45.0
18/09/2024	3:04	45.8		46.2	45.0
18/09/2024	3:09	45.3		46.0	44.1
18/09/2024	3:14	44.1	44.4	44.7	43.6
18/09/2024	3:19	43.5		43.8	43.0
18/09/2024	3:24	43.5		43.9	42.7
18/09/2024	3:29	43.4		43.8	42.7
18/09/2024	3:34	43.0		43.5	42.4
18/09/2024	3:39	42.9		43.4	42.4
18/09/2024	3:44	43.0	43.9	43.3	42.6
18/09/2024	3:49	43.7		44.6	43.0
18/09/2024	3:54	44.1		44.6	43.3
18/09/2024	3:59	45.8		47.0	43.2
18/09/2024	4:04	43.5		43.9	43.0
18/09/2024	4:09	44.3		44.8	42.9
18/09/2024	4:14	43.7	43.7	43.9	42.8
18/09/2024	4:19	43.4		43.9	42.8
18/09/2024	4:24	43.7		44.0	43.1
18/09/2024	4:29	43.8		44.6	43.1
18/09/2024	4:34	43.8		44.5	43.1
18/09/2024	4:39	43.9		44.3	43.4
18/09/2024	4:44	43.6	43.6	44.2	43.0
18/09/2024	4:49	43.8		44.8	42.9
18/09/2024	4:54	43.2		43.6	42.7
18/09/2024	4:59	43.4		43.7	42.9
18/09/2024	5:04	43.8		44.3	43.2
18/09/2024	5:09	43.7		44.0	43.0
18/09/2024	5:14	49.6	45.6	53.6	43.3
18/09/2024	5:19	44.1		44.7	43.1
18/09/2024	5:24	44.3		45.0	43.5
18/09/2024	5:29	43.9		44.4	43.1
18/09/2024	5:34	45.8		46.2	43.0
18/09/2024	5:39	51.7		54.8	42.7
18/09/2024	5:44	43.8	53.6	44.6	42.6
18/09/2024	5:49	47.6		51.1	42.8
18/09/2024	5:54	56.9		61.2	45.1
18/09/2024	5:59	58.0		61.4	47.9
18/09/2024	6:04	57.7		60.6	51.2
18/09/2024	6:09	56.5		59.9	47.4
18/09/2024	6:14	48.1	53.1	50.9	44.7
18/09/2024	6:19	46.1		47.5	44.0
18/09/2024	6:24	46.5		47.2	43.4
18/09/2024	6:29	46.6		47.8	44.1
18/09/2024	6:34	50.9		56.5	43.0
18/09/2024	6:39	46.1		48.6	42.7
18/09/2024	6:44	48.0	48.1	48.2	43.3
18/09/2024	6:49	45.7		47.3	43.6
18/09/2024	6:54	49.5		54.2	43.5
18/09/2024	6:59	45.5		46.7	43.4
18/09/2024	23:04	48.9		49.8	47.6
18/09/2024	23:09	48.3		49.0	47.0
18/09/2024	23:14	48.2	48.5	49.2	46.8
18/09/2024	23:19	47.8		49.0	46.7
18/09/2024	23:24	48.9		50.6	47.1
18/09/2024	23:29	48.8		50.2	47.3
18/09/2024	23:34	48.7		50.1	47.4
18/09/2024	23:39	49.0		50.5	46.9
18/09/2024	23:44	48.6	48.5	49.5	47.1
18/09/2024	23:49	48.0		48.7	46.9
18/09/2024	23:54	48.1		49.0	46.9
18/09/2024	23:59	48.7		49.3	46.6
		Mean	47.6		
		Maximum	53.6		
		Minimum	43.6		

Station: CM17a

Date	Start Time	Leq (5mins)	Leq (30mins)	L10 (5mins)	L90 (5mins)
19/09/2024	0:04	47.7		48.6	46.6
19/09/2024	0:09	48.0		48.9	47.0
19/09/2024	0:14	48.7	50.9	50.4	46.7
19/09/2024	0:19	54.3		55.9	47.3
19/09/2024	0:24	52.6		55.3	47.1
19/09/2024	0:29	49.2		50.4	46.9
19/09/2024	0:34	47.8		48.6	46.8
19/09/2024	0:39	47.6		48.4	46.6
19/09/2024	0:44	49.3	48.1	50.9	47.4
19/09/2024	0:49	48.0		50.1	46.5
19/09/2024	0:54	47.5		48.4	46.7
19/09/2024	0:59	48.1		50.0	46.6
19/09/2024	1:04	47.5		48.7	46.4
19/09/2024	1:09	48.0		49.1	46.7
19/09/2024	1:14	48.1	48.0	49.7	46.4
19/09/2024	1:19	48.6		50.6	46.9
19/09/2024	1:24	48.2		49.4	46.7
19/09/2024	1:29	47.7		48.7	46.4
19/09/2024	1:34	47.7		48.8	46.8
19/09/2024	1:39	47.1		48.3	46.3
19/09/2024	1:44	48.3	48.8	49.6	46.9
19/09/2024	1:49	47.8		49.0	46.6
19/09/2024	1:54	47.6		48.9	46.5
19/09/2024	1:59	51.9		54.4	46.4
19/09/2024	2:04	46.8		47.7	46.0
19/09/2024	2:09	47.0		47.8	46.4
19/09/2024	2:14	46.7	46.9	47.4	46.1
19/09/2024	2:19	47.0		47.6	46.3
19/09/2024	2:24	46.9		47.8	46.2
19/09/2024	2:29	47.2		48.6	46.1
19/09/2024	2:34	48.1		49.4	46.5
19/09/2024	2:39	47.5		48.8	46.2
19/09/2024	2:44	47.4	47.2	48.8	46.3
19/09/2024	2:49	46.8		47.9	46.1
19/09/2024	2:54	46.4		46.9	46.0
19/09/2024	2:59	46.5		46.8	46.2
19/09/2024	3:04	47.2		49.3	45.8
19/09/2024	3:09	46.9		47.3	46.5
19/09/2024	3:14	47.1	46.9	47.8	46.2
19/09/2024	3:19	46.9		47.5	46.2
19/09/2024	3:24	47.0		47.2	46.2
19/09/2024	3:29	46.5		47.0	46.1
19/09/2024	3:34	47.2		48.3	46.4
19/09/2024	3:39	46.9		47.6	46.1
19/09/2024	3:44	46.5	46.8	46.9	45.9
19/09/2024	3:49	46.4		46.7	46.0
19/09/2024	3:54	46.2		46.4	45.9
19/09/2024	3:59	47.2		48.4	46.2
19/09/2024	4:04	46.5		46.9	46.1
19/09/2024	4:09	46.6		46.9	46.2
19/09/2024	4:14	47.5	47.2	48.4	46.5
19/09/2024	4:19	47.2		48.8	46.1
19/09/2024	4:24	47.7		49.0	46.5
19/09/2024	4:29	47.5		49.1	46.2
19/09/2024	4:34	46.7		47.4	45.9
19/09/2024	4:39	46.9		47.2	46.5
19/09/2024	4:44	46.4	46.7	47.0	45.9
19/09/2024	4:49	47.3		48.3	46.1
19/09/2024	4:54	46.7		47.1	46.1
19/09/2024	4:59	46.1		46.7	45.6
19/09/2024	5:04	46.9		47.2	46.5
19/09/2024	5:09	46.2		46.8	45.6
19/09/2024	5:14	46.4	46.6	47.0	45.4
19/09/2024	5:19	46.7		47.0	46.2
19/09/2024	5:24	45.7		46.2	45.2
19/09/2024	5:29	47.7		48.9	46.5
19/09/2024	5:34	47.0		48.1	45.8
19/09/2024	5:39	46.5		47.3	45.6
19/09/2024	5:44	46.9	46.6	47.4	46.5
19/09/2024	5:49	45.8		46.2	45.4
19/09/2024	5:54	46.5		46.9	46.0
19/09/2024	5:59	47.0		48.1	46.2
19/09/2024	6:04	47.2		48.7	46.0
19/09/2024	6:09	46.6		46.9	46.2
19/09/2024	6:14	46.7	46.6	48.4	45.8
19/09/2024	6:19	46.7		47.7	45.9
19/09/2024	6:24	46.5		46.9	46.1
19/09/2024	6:29	45.9		46.2	45.5
19/09/2024	6:34	46.6		47.0	46.1
19/09/2024	6:39	47.5		49.1	46.2
19/09/2024	6:44	48.2	51.1	49.6	46.0
19/09/2024	6:49	54.6		56.0	46.9
19/09/2024	6:54	48.3		50.2	46.2
19/09/2024	6:59	54.1		55.2	46.3
19/09/2024	23:02	46.8		47.8	45.7
19/09/2024	23:07	47.0		47.2	45.3
19/09/2024	23:12	46.3	46.1	47.3	45.1
19/09/2024	23:17	45.8		46.5	45.1
19/09/2024	23:22	45.8		46.8	45.1
19/09/2024	23:27	45.6		45.9	45.0
19/09/2024	23:32	46.2		46.4	45.1
19/09/2024	23:37	48.4		52.5	45.2
19/09/2024	23:42	45.8	48.1	46.3	45.2
19/09/2024	23:47	46.2		47.0	45.4
19/09/2024	23:52	51.7		54.6	45.1
19/09/2024	23:57	46.8		47.4	44.8
		Mean	47.7		
		Maximum	51.1		
		Minimum	46.1		

Date	Start Time	Leq (5mins)	Leq (30mins)	L10 (5mins)	L90 (5mins)
20/09/2024	0:02	45.6		46.5	44.9
20/09/2024	0:07	46.0		46.7	45.0
20/09/2024	0:12	45.5	45.7	46.2	44.3
20/09/2024	0:17	45.3		46.8	44.1
20/09/2024	0:22	45.6		46.7	44.2
20/09/2024	0:27	45.9		46.4	45.1
20/09/2024	0:32	47.2		48.5	45.2
20/09/2024	0:37	47.3		49.4	44.4
20/09/2024	0:42	47.3	46.1	49.9	44.3
20/09/2024	0:47	45.0		46.4	43.5
20/09/2024	0:52	44.1		44.5	43.5
20/09/2024	0:57	44.7		45.2	44.0
20/09/2024	1:02	44.8		45.6	44.2
20/09/2024	1:07	47.5		47.6	44.1
20/09/2024	1:12	46.4	45.8	49.4	43.9
20/09/2024	1:17	44.9		45.6	44.2
20/09/2024	1:22	45.2		45.6	44.7
20/09/2024	1:27	45.4		45.9	44.9
20/09/2024	1:32	45.9		46.4	45.0
20/09/2024	1:37	45.1		45.3	44.7
20/09/2024	1:42	45.0	45.5	45.4	44.5
20/09/2024	1:47	45.0		45.2	44.6
20/09/2024	1:52	46.2		47.7	44.9
20/09/2024	1:57	45.4		46.0	44.6
20/09/2024	2:02	45.4		45.9	44.4
20/09/2024	2:07	45.3		48.4	44.1
20/09/2024	2:12	44.6	44.9	44.9	44.2
20/09/2024	2:17	44.5		44.9	44.1
20/09/2024	2:22	44.6		45.1	44.1
20/09/2024	2:27	44.7		44.8	43.2
20/09/2024	2:32	44.2		44.4	43.8
20/09/2024	2:37	44.4		44.8	43.9
20/09/2024	2:42	43.9	44.2	44.1	43.5
20/09/2024	2:47	44.9		47.9	43.4
20/09/2024	2:52	43.6		43.8	43.1
20/09/2024	2:57	43.8		44.2	43.4
20/09/2024	3:02	43.7		44.0	43.4
20/09/2024	3:07	43.8		44.3	43.1
20/09/2024	3:12	43.5	47.0	43.8	42.8
20/09/2024	3:17	42.8		43.0	42.3
20/09/2024	3:22	46.2		48.2	42.0
20/09/2024	3:27	52.3		57.4	42.0
20/09/2024	3:32	42.9		43.3	42.4
20/09/2024	3:37	43.1		43.6	42.4
20/09/2024	3:42	42.9	42.9	43.1	42.7
20/09/2024	3:47	42.6		42.9	42.3
20/09/2024	3:52	43.0		45.3	42.4
20/09/2024	3:57	42.9		43.3	42.5
20/09/2024	4:02	42.8		43.0	42.3
20/09/2024	4:07	42.9		43.2	42.3
20/09/2024	4:12	43.0	43.1	43.3	42.6
20/09/2024	4:17	43.7		44.0	42.6
20/09/2024	4:22	42.5		42.8	42.0
20/09/2024	4:27	43.8		48.4	42.1
20/09/2024	4:32	54.8		55.3	43.0
20/09/2024	4:37	42.4		42.7	41.7
20/09/2024	4:42	42.6	48.2	42.9	42.1
20/09/2024	4:47	42.9		43.2	42.3
20/09/2024	4:52	42.8		43.0	42.2
20/09/2024	4:57	43.0		43.1	42.4
20/09/2024	5:02	43.1		43.7	42.3
20/09/2024	5:07	43.1		43.7	42.4
20/09/2024	5:12	42.9	43.3	43.2	42.6
20/09/2024	5:17	43.6		44.2	42.2
20/09/2024	5:22	43.1		43.6	42.5
20/09/2024	5:27	43.7		43.8	42.2
20/09/2024	5:32	43.3		43.5	42.3
20/09/2024	5:37	43.2		44.5	42.3
20/09/2024	5:42	43.5	50.1	45.3	42.3
20/09/2024	5:47	44.4		44.7	42.6
20/09/2024	5:52	51.7		53.8	42.4
20/09/2024	5:57	55.7		59.2	47.0
20/09/2024	6:02	59.7		63.1	49.5
20/09/2024	6:07	57.4		60.6	49.6
20/09/2024	6:12	56.8	56.4	60.6	48.6
20/09/2024	6:17	55.7		58.3	47.9
20/09/2024	6:22	47.1		49.3	44.8
20/09/2024	6:27	53.2		56.2	44.2
20/09/2024	6:32	52.7		57.0	45.5
20/09/2024	6:37	52.0		53.2	43.4
20/09/2024	6:42	50.0	53.3	50.5	44.6
20/09/2024	6:47	55.7		59.6	44.5
20/09/2024	6:52	55.4		59.9	45.0
20/09/2024	6:57	50.8		53.6	44.8
20/09/2024	23:02	47.7		48.0	46.0
20/09/2024	23:07	49.1		49.7	46.0
20/09/2024	23:12	50.5	55.4	51.6	46.7
20/09/2024	23:17	53.2		55.1	49.9
20/09/2024	23:22	61.0		65.1	49.6
20/09/2024	23:27	55.8		56.3	51.3
20/09/2024	23:32	54.0		54.1	50.0
20/09/2024	23:37	50.8		52.5	48.0
20/09/2024	23:42	52.7	52.9	54.7	50.0
20/09/2024	23:47	49.7		51.2	47.4
20/09/2024	23:52	51.8		53.1	46.7
20/09/2024	23:57	53.0		54.4	47.1
		Mean	47.8		
		Maximum	56.4		
		Minimum	42.9		

Date	Start Time	Leq (5mins)	Leq (30mins)	L10 (5mins)	L90 (5mins)
21/09/2024	0:02	51.9		54.3	46.2
21/09/2024	0:07	49.4		50.4	48.0
21/09/2024	0:12	47.4	48.7	48.5	45.9
21/09/2024	0:17	47.6		50.9	45.1
21/09/2024	0:22	46.0		47.0	45.0
21/09/2024	0:27	46.9		48.4	45.3
21/09/2024	0:32	45.6		46.1	44.9
21/09/2024	0:37	49.6		50.8	45.4
21/09/2024	0:42	50.6	47.8	53.5	45.1
21/09/2024	0:47	46.1		46.9	45.2
21/09/2024	0:52	45.7		46.6	44.8
21/09/2024	0:57	45.8		46.5	44.6
21/09/2024	1:02	45.7		47.6	44.0
21/09/2024	1:07	45.2		46.0	44.4
21/09/2024	1:12	45.4	45.2	46.3	44.5
21/09/2024	1:17	45.1		45.7	44.3
21/09/2024	1:22	45.1		45.5	44.3
21/09/2024	1:27	44.7		45.0	44.1
21/09/2024	1:32	47.9		49.9	44.8
21/09/2024	1:37	46.8		52.2	44.5
21/09/2024	1:42	45.7	46.7	46.5	44.8
21/09/2024	1:47	46.9		47.9	45.1
21/09/2024	1:52	46.4		47.2	45.2
21/09/2024	1:57	46.2		46.7	45.4
21/09/2024	2:02	46.2		46.7	45.3
21/09/2024	2:07	46.5		47.1	45.7
21/09/2024	2:12	45.9	46.0	46.7	45.0
21/09/2024	2:17	46.1		46.7	45.3
21/09/2024	2:22	45.5		46.2	44.6
21/09/2024	2:27	45.4		46.2	44.4
21/09/2024	2:32	45.4		45.9	44.3
21/09/2024	2:37	45.2		45.6	44.7
21/09/2024	2:42	44.9	45.3	45.6	44.0
21/09/2024	2:47	45.0		45.4	44.4
21/09/2024	2:52	45.7		46.2	44.9
21/09/2024	2:57	45.7		46.2	45.0
21/09/2024	3:02	45.1		45.5	44.5
21/09/2024	3:07	45.1		45.4	44.7
21/09/2024	3:12	45.0	45.0	45.5	44.4
21/09/2024	3:17	45.3		45.9	44.4
21/09/2024	3:22	45.0		45.6	44.2
21/09/2024	3:27	44.2		44.8	43.5
21/09/2024	3:32	44.3		46.7	43.2
21/09/2024	3:37	43.9		44.3	43.2
21/09/2024	3:42	43.8	43.9	44.5	43.0
21/09/2024	3:47	43.9		44.1	43.5
21/09/2024	3:52	43.7		44.1	43.3
21/09/2024	3:57	43.9		44.2	43.5
21/09/2024	4:02	43.8		44.0	43.3
21/09/2024	4:07	43.7		44.1	43.1
21/09/2024	4:12	43.9	43.6	44.0	43.5
21/09/2024	4:17	43.8		44.0	43.0
21/09/2024	4:22	43.2		43.6	42.6
21/09/2024	4:27	43.1		43.4	42.6
21/09/2024	4:32	43.2		43.5	42.5
21/09/2024	4:37	43.4		43.7	42.7
21/09/2024	4:42	43.1	43.2	43.3	42.6
21/09/2024	4:47	43.0		43.4	42.4
21/09/2024	4:52	43.2		43.4	42.7
21/09/2024	4:57	43.2		46.2	42.6
21/09/2024	5:02	45.5		47.6	42.5
21/09/2024	5:07	47.1		47.6	46.5
21/09/2024	5:12	47.5	46.3	47.8	47.0
21/09/2024	5:17	47.3		47.6	46.8
21/09/2024	5:22	45.5		47.5	43.0
21/09/2024	5:27	43.2		43.5	42.7
21/09/2024	5:32	44.1		44.5	43.5
21/09/2024	5:37	43.9		44.1	43.3
21/09/2024	5:42	47.3	46.2	48.1	43.7
21/09/2024	5:47	48.0		48.6	47.4
21/09/2024	5:52	46.7		48.0	43.6
21/09/2024	5:57	45.6		46.8	43.9
21/09/2024	6:02	53.7		56.3	46.1
21/09/2024	6:07	59.0		63.2	50.6
21/09/2024	6:12	59.1	56.5	62.8	50.7
21/09/2024	6:17	54.9		57.9	48.6
21/09/2024	6:22	54.6		59.1	48.2
21/09/2024	6:27	53.4		56.6	48.2
21/09/2024	6:32	55.0		57.1	47.0
21/09/2024	6:37	48.8		51.4	45.1
21/09/2024	6:42	47.6	51.4	49.6	44.6
21/09/2024	6:47	50.5		51.7	44.7
21/09/2024	6:52	52.1		56.8	45.4
21/09/2024	6:57	50.0		50.2	44.7
21/09/2024	23:02	45.0		45.4	44.5
21/09/2024	23:07	45.8		47.0	44.4
21/09/2024	23:12	47.7	47.3	48.1	44.4
21/09/2024	23:17	50.1		53.1	44.5
21/09/2024	23:22	46.2		47.5	44.2
21/09/2024	23:27	46.8		47.3	44.3
21/09/2024	23:32	57.8		63.9	44.5
21/09/2024	23:37	46.3		48.5	44.1
21/09/2024	23:42	50.6	53.0	50.7	44.5
21/09/2024	23:47	55.6		60.7	44.8
21/09/2024	23:52	45.2		46.1	44.1
21/09/2024	23:57	46.2		46.5	43.7
		Mean	47.2		
		Maximum	56.5		
		Minimum	43.2		

Station: CM17a

Date	Start Time	Leq (5mins)	Leq (30mins)	L10 (5mins)	L90 (5mins)
22/09/2024	0:02	45.3		46.4	44.3
22/09/2024	0:07	46.6		51.3	41.3
22/09/2024	0:12	52.3	47.7	52.4	44.6
22/09/2024	0:17	45.5		47.0	44.0
22/09/2024	0:22	45.0		46.2	43.7
22/09/2024	0:27	45.2		46.3	44.1
22/09/2024	0:32	45.8		47.1	43.7
22/09/2024	0:37	45.6		46.3	44.3
22/09/2024	0:42	47.6	46.7	47.9	43.4
22/09/2024	0:47	47.8		53.4	43.0
22/09/2024	0:52	47.7		52.0	43.5
22/09/2024	0:57	44.5		45.8	43.2
22/09/2024	1:02	43.6		44.5	42.8
22/09/2024	1:07	45.9		46.0	42.8
22/09/2024	1:12	43.6	44.4	44.6	42.6
22/09/2024	1:17	43.9		44.9	42.8
22/09/2024	1:22	45.4		47.9	43.3
22/09/2024	1:27	43.6		44.0	42.8
22/09/2024	1:32	43.3		43.8	42.7
22/09/2024	1:37	43.5		43.9	42.8
22/09/2024	1:42	43.7	43.4	44.2	43.0
22/09/2024	1:47	43.4		43.8	42.8
22/09/2024	1:52	43.3		44.0	42.5
22/09/2024	1:57	43.3		43.6	42.8
22/09/2024	2:02	46.0		46.4	42.8
22/09/2024	2:07	43.3		43.6	42.8
22/09/2024	2:12	43.2	45.2	43.5	42.6
22/09/2024	2:17	48.7		49.9	43.1
22/09/2024	2:22	43.4		43.9	42.7
22/09/2024	2:27	43.2		43.5	42.6
22/09/2024	2:32	43.4		44.0	42.5
22/09/2024	2:37	43.6		44.1	42.9
22/09/2024	2:42	48.7	45.1	53.2	43.1
22/09/2024	2:47	43.8		44.2	43.3
22/09/2024	2:52	43.9		44.3	43.4
22/09/2024	2:57	44.0		44.5	43.3
22/09/2024	3:02	52.1		54.2	43.5
22/09/2024	3:07	44.2		44.9	43.4
22/09/2024	3:12	44.4	49.4	45.0	43.6
22/09/2024	3:17	47.0		49.3	44.7
22/09/2024	3:22	52.9		56.6	45.8
22/09/2024	3:27	47.5		49.8	44.8
22/09/2024	3:32	47.5		50.4	43.4
22/09/2024	3:37	44.0		44.9	43.1
22/09/2024	3:42	43.7	44.7	43.9	42.8
22/09/2024	3:47	43.9		44.8	42.9
22/09/2024	3:52	43.3		43.8	42.6
22/09/2024	3:57	44.5		44.9	43.7
22/09/2024	4:02	44.1		44.6	43.3
22/09/2024	4:07	43.7		44.0	43.1
22/09/2024	4:12	43.5	43.7	43.9	42.6
22/09/2024	4:17	43.9		45.2	42.8
22/09/2024	4:22	43.5		43.7	42.8
22/09/2024	4:27	43.7		43.8	43.0
22/09/2024	4:32	43.2		43.5	42.6
22/09/2024	4:37	43.0		43.4	42.2
22/09/2024	4:42	43.5	43.4	43.8	42.9
22/09/2024	4:47	43.6		43.8	43.0
22/09/2024	4:52	43.6		44.0	43.0
22/09/2024	4:57	43.7		44.1	42.9
22/09/2024	5:02	43.5		43.8	42.8
22/09/2024	5:07	44.0		44.1	43.0
22/09/2024	5:12	44.3	44.0	44.9	43.5
22/09/2024	5:17	44.2		44.5	43.5
22/09/2024	5:22	44.1		44.5	43.5
22/09/2024	5:27	44.1		44.6	43.3
22/09/2024	5:32	44.8		45.3	43.3
22/09/2024	5:37	43.6		43.9	43.0
22/09/2024	5:42	43.9	44.1	44.3	43.1
22/09/2024	5:47	43.9		44.4	43.4
22/09/2024	5:52	44.2		45.1	42.9
22/09/2024	5:57	43.8		44.8	43.0
22/09/2024	6:02	55.5		56.1	42.4
22/09/2024	6:07	59.9		62.7	43.8
22/09/2024	6:12	57.5	56.6	60.9	48.2
22/09/2024	6:17	57.8		61.5	49.3
22/09/2024	6:22	52.4		55.9	45.2
22/09/2024	6:27	49.9		53.1	44.9
22/09/2024	6:32	51.8		54.2	44.7
22/09/2024	6:37	52.5		55.3	46.6
22/09/2024	6:42	51.1	51.8	54.8	44.1
22/09/2024	6:47	51.2		54.5	45.3
22/09/2024	6:52	52.7		55.4	45.0
22/09/2024	6:57	50.9		51.6	44.7
22/09/2024	23:02	44.4		46.0	43.3
22/09/2024	23:07	45.7		47.7	42.9
22/09/2024	23:12	49.4	46.5	50.4	43.5
22/09/2024	23:17	47.3		50.5	43.5
22/09/2024	23:22	45.0		46.6	43.4
22/09/2024	23:27	45.2		46.4	43.7
22/09/2024	23:32	52.9		54.5	43.6
22/09/2024	23:37	48.3		49.4	44.1
22/09/2024	23:42	48.1	48.9	50.6	44.1
22/09/2024	23:47	48.4		48.6	43.6
22/09/2024	23:52	46.0		47.1	43.8
22/09/2024	23:57	44.8		46.2	43.4
		Mean	46.6		
		Maximum	56.6		
		Minimum	43.4		

Date	Start Time	Leq (5mins)	Leq (30mins)	L10 (5mins)	L90 (5mins)
23/09/2024	0:02	45.2		46.7	43.5
23/09/2024	0:07	47.7		49.7	44.5
23/09/2024	0:12	47.3	47.1	49.8	44.6
23/09/2024	0:17	47.2		49.4	44.3
23/09/2024	0:22	48.4		51.0	45.1
23/09/2024	0:27	46.2		48.1	44.3
23/09/2024	0:32	47.8		49.9	44.4
23/09/2024	0:37	46.3		48.4	44.0
23/09/2024	0:42	48.3	48.1	51.3	44.3
23/09/2024	0:47	48.7		51.3	44.7
23/09/2024	0:52	46.5		48.7	44.4
23/09/2024	0:57	49.8		52.8	44.9
23/09/2024	1:02	47.2		49.6	43.2
23/09/2024	1:07	46.7		49.1	43.1
23/09/2024	1:12	44.7	46.3	46.5	42.4
23/09/2024	1:17	45.3		47.1	42.4
23/09/2024	1:22	48.3		50.5	43.3
23/09/2024	1:27	44.1		45.2	43.1
23/09/2024	1:32	44.3		45.5	43.1
23/09/2024	1:37	43.7		45.3	42.2
23/09/2024	1:42	51.0	47.1	51.2	44.2
23/09/2024	1:47	46.4		47.7	43.7
23/09/2024	1:52	45.1		46.0	43.6
23/09/2024	1:57	47.3		50.2	44.1
23/09/2024	2:02	44.9		46.3	43.6
23/09/2024	2:07	45.0		46.2	43.3
23/09/2024	2:12	45.4	48.9	46.3	43.1
23/09/2024	2:17	46.4		47.7	43.3
23/09/2024	2:22	51.9		54.5	42.8
23/09/2024	2:27	52.4		53.4	51.1
23/09/2024	2:32	46.8		47.8	43.3
23/09/2024	2:37	47.7		50.2	43.8
23/09/2024	2:42	47.9	47.7	49.2	46.3
23/09/2024	2:47	48.6		51.6	44.6
23/09/2024	2:52	48.6		50.0	46.0
23/09/2024	2:57	46.2		47.8	44.8
23/09/2024	3:02	48.3		50.8	44.7
23/09/2024	3:07	49.2		50.3	47.5
23/09/2024	3:12	48.9	49.1	49.8	47.7
23/09/2024	3:17	49.0		50.6	46.9
23/09/2024	3:22	49.5		50.9	47.8
23/09/2024	3:27	49.4		50.6	47.5
23/09/2024	3:32	49.7		51.8	47.0
23/09/2024	3:37	47.4		49.3	45.0
23/09/2024	3:42	46.3	47.3	47.6	44.4
23/09/2024	3:47	48.1		50.9	44.5
23/09/2024	3:52	45.2		46.6	43.5
23/09/2024	3:57	44.9		45.9	43.5
23/09/2024	4:02	44.4		45.3	43.2
23/09/2024	4:07	45.9		46.9	43.6
23/09/2024	4:12	45.3	47.1	46.4	44.0
23/09/2024	4:17	49.7		51.3	47.2
23/09/2024	4:22	48.3		50.4	45.2
23/09/2024	4:27	46.6		48.4	44.7
23/09/2024	4:32	47.2		48.2	44.5
23/09/2024	4:37	47.7		49.6	45.4
23/09/2024	4:42	47.5	47.8	48.6	46.1
23/09/2024	4:47	47.9		49.0	45.8
23/09/2024	4:52	47.9		49.1	46.4
23/09/2024	4:57	48.3		49.1	46.9
23/09/2024	5:02	48.2		49.1	46.8
23/09/2024	5:07	48.3		49.6	47.0
23/09/2024	5:12	48.1	47.3	49.5	45.9
23/09/2024	5:17	47.2		48.5	44.7
23/09/2024	5:22	45.7		46.8	44.1
23/09/2024	5:27	45.0		46.7	43.5
23/09/2024	5:32	45.3		46.7	43.7
23/09/2024	5:37	44.7		45.6	43.6
23/09/2024	5:42	45.0	45.1	45.8	43.5
23/09/2024	5:47	44.9		46.3	43.5
23/09/2024	5:52	45.1		46.5	43.6
23/09/2024	5:57	45.8		49.7	43.9
23/09/2024	6:02	44.6		45.5	43.4
23/09/2024	6:07	45.1		46.2	43.6
23/09/2024	6:12	50.5	55.7	53.6	43.8
23/09/2024	6:17	56.2		59.6	44.9
23/09/2024	6:22	59.2		62.8	49.9
23/09/2024	6:27	59.0		62.9	51.0
23/09/2024	6:32	57.2		58.9	48.8
23/09/2024	6:37	57.6		60.4	48.5
23/09/2024	6:42	54.4	55.5	56.6	48.4
23/09/2024	6:47	54.4		56.4	49.0
23/09/2024	6:52	54.8		56.3	47.6
23/09/2024	6:57	52.3		53.5	47.2
23/09/2024	22:57	45.3		47.0	43.4
23/09/2024	23:02	44.6		45.4	43.5
23/09/2024	23:07	46.9	48.5	48.3	43.7
23/09/2024	23:12	50.5		51.7	47.6
23/09/2024	23:17	50.8		51.3	48.1
23/09/2024	23:22	49.3		50.0	47.6
23/09/2024	23:27	50.0		50.5	47.1
23/09/2024	23:32	47.2		47.9	46.2
23/09/2024	23:37	47.2	49.9	48.0	46.1
23/09/2024	23:42	48.1		49.1	46.8
23/09/2024	23:47	47.7		48.2	46.7
23/09/2024	23:52	54.2		56.7	43.9
		Mean	48.7		
		Maximum	55.7		
		Minimum	45.1		

Date	Start Time	Leq (5mins)	Leq (30mins)	L10 (5mins)	L90 (5mins)
24/09/2024	0:02	44.0		44.3	42.5
24/09/2024	0:07	46.7		47.9	43.7
24/09/2024	0:12	44.1	45.4	45.0	42.7
24/09/2024	0:17	48.3		49.0	43.0
24/09/2024	0:22	43.3		44.9	42.2
24/09/2024	0:27	43.2		44.2	42.3
24/09/2024	0:32	44.1		44.4	42.9
24/09/2024	0:37	46.3		47.8	43.0
24/09/2024	0:42	48.9	50.2	51.8	42.5
24/09/2024	0:47	46.9		47.6	45.8
24/09/2024	0:52	49.8		51.6	47.2
24/09/2024	0:57	55.3		57.9	50.8
24/09/2024	1:02	51.6		54.4	46.9
24/09/2024	1:07	53.6		58.1	46.4
24/09/2024	1:12	64.9	70.1	69.2	59.5
24/09/2024	1:17	72.1		75.2	66.0
24/09/2024	1:22	73.0		75.2	66.6
24/09/2024	1:27	73.5		75.2	69.9
24/09/2024	1:32	73.0		74.9	66.1
24/09/2024	1:37	75.3		77.2	73.6
24/09/2024	1:42	68.6	70.8	70.6	64.0
24/09/2024	1:47	67.7		69.6	65.8
24/09/2024	1:52	66.3		68.2	64.4
24/09/2024	1:57	60.5		62.8	58.6
24/09/2024	2:02	58.7		59.8	57.2
24/09/2024	2:07	56.4		57.8	54.5
24/09/2024	2:12	56.1	55.4	58.4	53.7
24/09/2024	2:17	53.1		54.4	51.4
24/09/2024	2:22	51.6		52.8	50.7
24/09/2024	2:27	51.1		51.8	50.3
24/09/2024	2:32	50.9		51.7	50.0
24/09/2024	2:37	53.2		54.1	51.5
24/09/2024	2:42	55.7	53.0	58.0	53.2
24/09/2024	2:47	54.0		56.0	51.4
24/09/2024	2:52	51.5		52.9	49.9
24/09/2024	2:57	50.3		51.4	49.0
24/09/2024	3:02	49.5		50.3	48.3
24/09/2024	3:07	48.7		49.4	47.8
24/09/2024	3:12	48.4	49.3	49.4	47.5
24/09/2024	3:17	48.3		49.0	47.4
24/09/2024	3:22	48.1		49.0	47.3
24/09/2024	3:27	51.5		54.5	47.3
24/09/2024	3:32	59.4		60.9	56.1
24/09/2024	3:37	61.6		61.8	57.4
24/09/2024	3:42	57.3	57.6	59.2	53.8
24/09/2024	3:47	53.7		55.8	51.4
24/09/2024	3:52	53.6		55.7	50.8
24/09/2024	3:57	50.9		52.4	48.7
24/09/2024	4:02	49.3		51.0	47.4
24/09/2024	4:07	48.4		49.9	46.8
24/09/2024	4:12	47.8	57.6	49.2	46.4
24/09/2024	4:17	47.0		48.0	45.9
24/09/2024	4:22	61.0		65.7	46.0
24/09/2024	4:27	62.8		64.2	60.6
24/09/2024	4:32	58.8		60.2	57.5
24/09/2024	4:37	60.8		62.3	58.6
24/09/2024	4:42	64.0	63.3	66.0	60.7
24/09/2024	4:47	62.4		63.9	60.5
24/09/2024	4:52	62.8		63.7	61.4
24/09/2024	4:57	66.7		71.4	61.3
24/09/2024	5:02	72.7		75.6	68.2
24/09/2024	5:07	69.6		71.3	67.4
24/09/2024	5:12	64.4	67.2	68.5	60.0
24/09/2024	5:17	58.2		59.6	56.4
24/09/2024	5:22	55.8		57.0	54.2
24/09/2024	5:27	53.5		54.7	51.2
24/09/2024	5:32	52.4		53.7	50.6
24/09/2024	5:37	54.9		57.3	52.5
24/09/2024	5:42	56.2	55.5	56.9	54.6
24/09/2024	5:47	55.5		56.4	54.1
24/09/2024	5:52	56.7		57.8	55.3
24/09/2024	5:57	56.0		57.0	54.7
24/09/2024	6:02	58.5		60.2	55.9
24/09/2024	6:07	60.4		60.9	59.6
24/09/2024	6:12	59.7	59.1	60.2	59.0
24/09/2024	6:17	58.9		60.3	57.2
24/09/2024	6:22	56.7		57.9	54.6
24/09/2024	6:27	59.4		62.2	55.0
24/09/2024	6:32	60.6		64.1	55.5
24/09/2024	6:37	62.6		66.4	54.3
24/09/2024	6:42	63.5	60.4	67.5	54.4
24/09/2024	6:47	56.2		58.3	53.2
24/09/2024	6:52	57.0		57.6	51.9
24/09/2024	6:57	57.0		58.9	52.1
24/09/2024	23:02	49.3		51.6	43.9
24/09/2024	23:07	48.6		49.7	44.2
24/09/2024	23:12	46.9	48.5	49.8	44.4
24/09/2024	23:17	50.7		55.6	45.6
24/09/2024	23:22	46.5		47.8	45.1
24/09/2024	23:27	47.1		48.7	45.6
24/09/2024	23:32	47.0		48.0	45.8
24/09/2024	23:37	47.4		48.4	46.1
24/09/2024	23:42	46.7	48.8	47.9	45.8
24/09/2024	23:47	52.7		53.3	45.8
24/09/2024	23:52	48.5		48.8	44.3
24/09/2024	23:57	46.8		48.4	45.1
		Mean	57.0		
		Maximum	70.8		
		Minimum	45.4		

Station: CM17a

Date	Start Time	Leq (5mins)	Leq (30mins)	L10 (5mins)	L90 (5mins)
25/09/2024	0:02	46.3		48.1	44.1
25/09/2024	0:07	45.9		48.4	43.2
25/09/2024	0:12	44.7	45.8	46.3	43.3
25/09/2024	0:17	46.5		48.3	42.9
25/09/2024	0:22	46.7		51.8	41.4
25/09/2024	0:27	44.4		45.7	42.9
25/09/2024	0:32	44.8		48.4	42.4
25/09/2024	0:37	43.1		43.4	42.2
25/09/2024	0:42	43.4	44.8	44.3	42.0
25/09/2024	0:47	47.1		49.1	42.3
25/09/2024	0:52	44.3		44.7	43.8
25/09/2024	0:57	44.8		45.4	43.4
25/09/2024	1:02	43.3		43.7	42.7
25/09/2024	1:07	43.7		45.0	42.4
25/09/2024	1:12	44.0	44.2	45.4	42.4
25/09/2024	1:17	43.4		43.8	42.4
25/09/2024	1:22	43.5		44.0	42.9
25/09/2024	1:27	46.4		47.5	43.3
25/09/2024	1:32	46.1		49.9	43.0
25/09/2024	1:37	43.7		44.5	42.8
25/09/2024	1:42	44.7	44.3	45.7	43.0
25/09/2024	1:47	43.7		43.9	43.3
25/09/2024	1:52	43.5		43.8	43.0
25/09/2024	1:57	43.4		43.8	42.7
25/09/2024	2:02	43.5		43.9	42.9
25/09/2024	2:07	44.0		44.4	43.5
25/09/2024	2:12	44.8	44.0	45.7	43.0
25/09/2024	2:17	43.3		43.8	42.6
25/09/2024	2:22	44.9		46.6	42.4
25/09/2024	2:27	43.5		43.9	43.0
25/09/2024	2:32	43.9		44.4	43.4
25/09/2024	2:37	44.1		44.7	43.2
25/09/2024	2:42	47.6	45.5	50.0	44.9
25/09/2024	2:47	46.8		50.1	43.7
25/09/2024	2:52	45.0		46.3	43.5
25/09/2024	2:57	43.9		44.6	43.2
25/09/2024	3:02	44.0		44.6	43.3
25/09/2024	3:07	43.8		44.2	43.2
25/09/2024	3:12	44.8	44.1	45.1	43.7
25/09/2024	3:17	44.3		45.1	43.3
25/09/2024	3:22	44.0		44.6	43.0
25/09/2024	3:27	43.7		46.5	42.3
25/09/2024	3:32	43.6		46.8	42.1
25/09/2024	3:37	42.8		43.3	42.2
25/09/2024	3:42	45.5	44.7	49.3	42.0
25/09/2024	3:47	43.3		43.4	42.5
25/09/2024	3:52	45.7		47.1	43.1
25/09/2024	3:57	46.2		46.8	42.7
25/09/2024	4:02	42.6		43.0	41.7
25/09/2024	4:07	42.7		43.2	41.8
25/09/2024	4:12	42.3	42.8	42.9	41.7
25/09/2024	4:17	42.9		43.2	42.2
25/09/2024	4:22	43.0		43.6	42.2
25/09/2024	4:27	43.1		43.6	42.4
25/09/2024	4:32	43.0		43.7	42.2
25/09/2024	4:37	42.8		43.3	42.1
25/09/2024	4:42	42.8	43.3	43.4	42.2
25/09/2024	4:47	43.4		44.1	42.7
25/09/2024	4:52	43.5		44.0	42.9
25/09/2024	4:57	44.2		45.0	42.6
25/09/2024	5:02	43.3		43.8	42.5
25/09/2024	5:07	43.2		43.8	42.5
25/09/2024	5:12	44.1	43.9	45.0	42.4
25/09/2024	5:17	44.6		46.7	42.7
25/09/2024	5:22	44.2		44.3	43.2
25/09/2024	5:27	43.8		44.1	42.8
25/09/2024	5:32	43.5		44.3	42.7
25/09/2024	5:37	43.8		44.3	43.2
25/09/2024	5:42	43.3	43.5	44.1	42.6
25/09/2024	5:47	43.1		43.6	42.3
25/09/2024	5:52	43.4		44.2	42.6
25/09/2024	5:57	43.7		44.8	42.7
25/09/2024	6:02	45.6		47.6	43.2
25/09/2024	6:07	44.9		45.8	43.2
25/09/2024	6:12	46.0	52.4	47.7	43.4
25/09/2024	6:17	52.1		52.3	43.5
25/09/2024	6:22	54.1		58.7	44.1
25/09/2024	6:27	57.2		61.0	48.2
25/09/2024	6:32	60.3		63.8	52.2
25/09/2024	6:37	59.3		64.1	50.2
25/09/2024	6:42	63.6	59.2	67.2	53.8
25/09/2024	6:47	56.1		57.7	48.0
25/09/2024	6:52	52.6		55.9	47.0
25/09/2024	6:57	51.6		54.6	47.4
25/09/2024	23:02	44.6		46.1	41.0
25/09/2024	23:07	42.8		43.7	41.6
25/09/2024	23:12	45.6	45.9	49.2	41.9
25/09/2024	23:17	50.3		53.0	41.6
25/09/2024	23:22	44.0		46.6	41.7
25/09/2024	23:27	42.1		42.8	40.7
25/09/2024	23:32	41.9		42.9	40.6
25/09/2024	23:37	43.5		44.8	41.8
25/09/2024	23:42	43.4	43.1	44.2	42.5
25/09/2024	23:47	41.9		42.7	40.8
25/09/2024	23:52	43.7		45.1	42.1
25/09/2024	23:57	43.7		45.4	42.0
		Mean	45.7		
		Maximum	59.2		
		Minimum	42.8		

Date	Start Time	Leq (5mins)	Leq (30mins)	L10 (5mins)	L90 (5mins)
26/09/2024	0:02	41.9		42.7	40.4
26/09/2024	0:07	42.9		43.6	40.9
26/09/2024	0:12	43.6	43.0	45.3	40.7
26/09/2024	0:17	41.1		42.3	39.9
26/09/2024	0:22	45.3		48.8	42.2
26/09/2024	0:27	42.1		42.5	41.7
26/09/2024	0:32	43.4		45.3	40.7
26/09/2024	0:37	42.1		42.7	40.2
26/09/2024	0:42	41.5	42.9	42.4	40.1
26/09/2024	0:47	42.7		44.8	39.7
26/09/2024	0:52	45.0		47.1	42.0
26/09/2024	0:57	41.4		42.4	39.9
26/09/2024	1:02	41.2		42.3	39.7
26/09/2024	1:07	43.9		45.9	39.8
26/09/2024	1:12	42.0	42.6	43.8	40.1
26/09/2024	1:17	42.0		43.4	40.1
26/09/2024	1:22	42.1		42.8	40.6
26/09/2024	1:27	43.5		45.1	40.7
26/09/2024	1:32	43.4		44.3	42.1
26/09/2024	1:37	42.5		43.8	40.8
26/09/2024	1:42	42.8	43.1	44.5	40.8
26/09/2024	1:47	44.1		45.6	42.2
26/09/2024	1:52	42.5		43.1	41.4
26/09/2024	1:57	43.3		44.0	42.7
26/09/2024	2:02	43.4		44.7	42.6
26/09/2024	2:07	44.6		46.5	41.7
26/09/2024	2:12	43.6	43.5	44.9	41.7
26/09/2024	2:17	43.1		44.1	42.1
26/09/2024	2:22	42.9		43.7	41.9
26/09/2024	2:27	43.2		45.3	40.7
26/09/2024	2:32	43.8		45.7	41.9
26/09/2024	2:37	42.1		43.5	40.2
26/09/2024	2:42	41.8	42.8	42.3	41.4
26/09/2024	2:47	42.3		43.1	41.3
26/09/2024	2:52	43.9		45.3	41.6
26/09/2024	2:57	42.4		42.9	41.8
26/09/2024	3:02	42.1		42.7	41.2
26/09/2024	3:07	41.8		42.6	40.3
26/09/2024	3:12	44.3	43.1	45.9	41.8
26/09/2024	3:17	44.9		48.0	40.7
26/09/2024	3:22	42.4		44.8	40.3
26/09/2024	3:27	41.7		42.7	39.8
26/09/2024	3:32	46.9		49.8	41.6
26/09/2024	3:37	44.8		47.0	40.8
26/09/2024	3:42	41.8	44.5	42.8	40.0
26/09/2024	3:47	43.9		45.4	42.0
26/09/2024	3:52	44.4		46.2	40.8
26/09/2024	3:57	43.3		43.7	42.4
26/09/2024	4:02	48.3		51.6	44.0
26/09/2024	4:07	50.8		54.0	44.2
26/09/2024	4:12	44.4	47.2	45.6	42.9
26/09/2024	4:17	45.6		46.8	43.8
26/09/2024	4:22	43.4		44.2	42.5
26/09/2024	4:27	45.8		46.8	42.2
26/09/2024	4:32	44.8		46.1	42.1
26/09/2024	4:37	45.4		48.7	40.8
26/09/2024	4:42	45.6	45.8	47.1	41.9
26/09/2024	4:47	44.7		46.1	42.4
26/09/2024	4:52	47.9		49.0	40.8
26/09/2024	4:57	45.7		46.4	42.8
26/09/2024	5:02	47.8		50.1	43.9
26/09/2024	5:07	48.2		51.5	44.6
26/09/2024	5:12	48.0	50.6	51.2	43.3
26/09/2024	5:17	53.5		58.0	45.4
26/09/2024	5:22	52.5		63.8	47.1
26/09/2024	5:27	49.9		51.4	47.3
26/09/2024	5:32	51.7		53.3	48.9
26/09/2024	5:37	53.5		55.4	51.1
26/09/2024	5:42	52.3	53.2	53.7	50.4
26/09/2024	5:47	53.0		55.0	50.1
26/09/2024	5:52	55.3		57.1	51.3
26/09/2024	5:57	52.7		54.7	50.7
26/09/2024	6:02	57.8		61.6	51.9
26/09/2024	6:07	54.5		55.4	53.6
26/09/2024	6:12	57.2	56.4	61.4	52.9
26/09/2024	6:17	54.9		56.9	52.6
26/09/2024	6:22	55.8		57.8	53.3
26/09/2024	6:27	57.3		59.4	54.8
26/09/2024	6:32	57.5		59.4	55.3
26/09/2024	6:37	58.7		60.8	56.0
26/09/2024	6:42	58.7	59.0	60.0	56.8
26/09/2024	6:47	58.9		60.1	56.8
26/09/2024	6:52	59.8		61.7	56.7
26/09/2024	6:57	60.0		62.7	57.2
26/09/2024	23:02	47.8		48.3	47.3
26/09/2024	23:07	48.9		49.6	47.4
26/09/2024	23:12	47.9	48.1	48.7	47.1
26/09/2024	23:17	48.5		49.0	47.6
26/09/2024	23:22	47.8		48.2	47.2
26/09/2024	23:27	47.8		48.3	47.3
26/09/2024	23:32	47.4		48.1	46.7
26/09/2024	23:37	47.8		48.3	47.2
26/09/2024	23:42	47.7	47.7	48.3	47.1
26/09/2024	23:47	47.8		48.2	47.4
26/09/2024	23:52	47.5		48.0	46.8
26/09/2024	23:57	47.7		48.1	47.2
		Mean	47.1		
		Maximum	59.0		
		Minimum	42.6		

Date	Start Time	Leq (5mins)	Leq (30mins)	L10 (5mins)	L90 (5mins)
27/09/2024	0:02	47.6		48.2	46.9
27/09/2024	0:07	47.5		47.9	47.1
27/09/2024	0:12	47.6	47.9	48.2	47.0
27/09/2024	0:17	48.0		48.7	47.3
27/09/2024	0:22	48.6		49.2	47.9
27/09/2024	0:27	48.2		48.8	47.5
27/09/2024	0:32	47.9		48.5	47.2
27/09/2024	0:37	47.8		48.3	47.3
27/09/2024	0:42	48.1	48.0	48.9	47.1
27/09/2024	0:47	49.0		51.5	47.2
27/09/2024	0:52	47.3		47.9	46.6
27/09/2024	0:57	47.5		47.9	47.1
27/09/2024	1:02	47.1		47.7	46.5
27/09/2024	1:07	47.6		48.0	47.2
27/09/2024	1:12	47.1	47.4	47.8	46.3
27/09/2024	1:17	47.5		47.9	47.1
27/09/2024	1:22	47.0		47.6	46.4
27/09/2024	1:27	47.8		48.5	47.0
27/09/2024	1:32	47.5		48.5	46.7
27/09/2024	1:37	47.6		47.9	47.1
27/09/2024	1:42	47.8	47.7	48.8	46.8
27/09/2024	1:47	47.9		48.7	47.0
27/09/2024	1:52	47.4		47.9	46.9
27/09/2024	1:57	48.0		48.7	47.0
27/09/2024	2:02	47.3		47.7	46.7
27/09/2024	2:07	47.7		48.8	47.0
27/09/2024	2:12	48.9	48.4	49.3	48.4
27/09/2024	2:17	48.6		49.2	47.8
27/09/2024	2:22	48.6		49.3	47.9
27/09/2024	2:27	48.8		49.6	48.1
27/09/2024	2:32	49.6		50.5	47.5
27/09/2024	2:37	47.8		48.6	46.8
27/09/2024	2:42	48.6	48.2	49.5	47.4
27/09/2024	2:47	47.1		47.7	46.4
27/09/2024	2:52	48.4		49.7	47.0
27/09/2024	2:57	47.0		47.5	46.3
27/09/2024	3:02	47.4		47.5	46.7
27/09/2024	3:07	47.7		48.2	46.3
27/09/2024	3:12	48.0	47.4	49.3	46.8
27/09/2024	3:17	47.4		48.5	46.4
27/09/2024	3:22	46.8		47.2	46.5
27/09/2024	3:27	47.2		48.3	46.3
27/09/2024	3:32	46.9		47.3	46.5
27/09/2024	3:37	47.6		48.3	46.5
27/09/2024	3:42	52.0	50.1	54.8	47.0
27/09/2024	3:47	50.9		52.7	46.5
27/09/2024	3:52	51.9		55.1	47.1
27/09/2024	3:57	48.2		48.3	46.2
27/09/2024	4:02	47.5		47.9	47.0
27/09/2024	4:07	48.5		49.5	46.5
27/09/2024	4:12	48.5	49.3	49.9	47.4
27/09/2024	4:17	47.6		48.9	46.3
27/09/2024	4:22	50.5		50.8	47.2
27/09/2024	4:27	51.6		53.5	48.1
27/09/2024	4:32	55.2		58.5	49.1
27/09/2024	4:37	53.9		56.6	49.4
27/09/2024	4:42	51.9	55.3	54.0	49.4
27/09/2024	4:47	56.0		57.1	50.1
27/09/2024	4:52	58.4		58.9	49.1
27/09/2024	4:57	52.9		54.7	49.4
27/09/2024	5:02	58.3		59.2	49.3
27/09/2024	5:07	58.9		62.2	50.2
27/09/2024	5:12	54.3	59.7	57.8	48.5
27/09/2024	5:17	55.5		55.9	48.7
27/09/2024	5:22	63.6		66.2	52.5
27/09/2024	5:27	61.1		64.5	51.3
27/09/2024	5:32	64.4		66.7	52.5
27/09/2024	5:37	57.1		58.6	51.2
27/09/2024	5:42	57.2	59.0	60.3	51.2
27/09/2024	5:47	53.6		55.1	51.4
27/09/2024	5:52	56.9		57.7	51.8
27/09/2024	5:57	53.7		55.7	50.9
27/09/2024	6:02	52.9		54.1	51.6
27/09/2024	6:07	53.4		54.4	51.8
27/09/2024	6:12	53.8	55.6	55.3	52.2
27/09/2024	6:17	56.8		59.9	53.2
27/09/2024	6:22	56.7		58.9	54.0
27/09/2024	6:27	57.6		59.7	54.9
27/09/2024	6:32	58.5		60.4	56.3
27/09/2024	6:37	57.0		58.9	54.9
27/09/2024	6:42	57.3	58.0	59.1	54.9
27/09/2024	6:47	55.2		56.5	53.5
27/09/2024	6:52	58.9		61.5	55.0
27/09/2024	6:57	59.5		61.8	55.9
		Mean	51.6		
		Maximum	59.7		
		Minimum	47.4		

Summary of Noise Monitoring Results during 23:00 - 07:00 on the next day at CM17a	
	Leq (30mins)
Mean	48.3
Maximum	70.8
Minimum	42.1

Appendix 3-2-14 Baseline Noise Monitoring Data at CM18

Station: CM18

Date	Start Time	Leq (5mins)	Leq (30mins)	L10 (5mins)	L90 (5mins)
13/09/2024	14:14	60.7		63.5	57.2
13/09/2024	14:19	59.5		61.1	57.2
13/09/2024	14:24	59.8	59.7	61.8	57.1
13/09/2024	14:29	61.8		64.4	56.9
13/09/2024	14:34	57.7		60.0	55.0
13/09/2024	14:39	57.3		60.1	53.8
13/09/2024	14:44	57.2		60.2	52.8
13/09/2024	14:49	57.7		60.8	52.7
13/09/2024	14:54	56.1	56.5	58.9	52.9
13/09/2024	14:59	58.3		60.6	53.7
13/09/2024	15:04	55.3		57.3	52.2
13/09/2024	15:09	52.1		54.1	49.9
13/09/2024	15:14	52.2		54.1	49.9
13/09/2024	15:19	52.7		54.3	50.1
13/09/2024	15:24	51.9	51.8	53.9	49.7
13/09/2024	15:29	51.7		53.5	49.5
13/09/2024	15:34	51.2		53.1	49.0
13/09/2024	15:39	50.8		52.7	48.6
13/09/2024	15:44	50.0		51.4	48.4
13/09/2024	15:49	51.4		52.3	50.0
13/09/2024	15:54	53.3	56.1	55.3	50.6
13/09/2024	15:59	54.3		55.7	52.6
13/09/2024	16:04	57.8		60.6	54.3
13/09/2024	16:09	60.5		63.1	55.6
13/09/2024	16:14	61.2		63.3	58.1
13/09/2024	16:19	60.6		62.5	58.3
13/09/2024	16:24	60.0	60.3	61.8	57.6
13/09/2024	16:29	60.0		62.2	57.4
13/09/2024	16:34	60.2		62.2	58.0
13/09/2024	16:39	59.7		61.8	57.0
13/09/2024	16:44	59.4		61.4	56.5
13/09/2024	16:49	59.3		61.4	56.5
13/09/2024	16:54	58.6	59.6	60.5	56.6
13/09/2024	16:59	59.3		60.8	57.0
13/09/2024	17:04	61.1		62.8	58.6
13/09/2024	17:09	59.7		61.5	56.8
13/09/2024	17:14	59.0		61.0	55.5
13/09/2024	17:19	58.7		60.7	55.8
13/09/2024	17:24	58.7	59.0	60.9	56.0
13/09/2024	17:29	59.2		60.8	56.6
13/09/2024	17:34	58.5		60.2	56.3
13/09/2024	17:39	59.8		61.7	56.2
13/09/2024	17:44	59.7		61.9	56.1
13/09/2024	17:49	59.6		62.3	56.1
13/09/2024	17:54	60.1	59.6	62.7	56.5
13/09/2024	17:59	58.9		60.5	56.8
13/09/2024	18:04	59.0		61.2	55.9
13/09/2024	18:09	60.1		62.6	55.9
13/09/2024	18:14	59.5		61.2	56.9
13/09/2024	18:19	58.7		60.4	56.6
13/09/2024	18:24	58.9	59.0	60.4	56.8
13/09/2024	18:29	58.4		59.9	56.6
13/09/2024	18:34	59.1		60.7	56.8
13/09/2024	18:39	59.1		60.4	57.2
13/09/2024	18:44	61.3		62.7	59.4
13/09/2024	18:49	60.5		62.6	57.1
13/09/2024	18:54	58.0	59.5	59.6	56.4
13/09/2024	18:59	58.3		59.5	56.8
13/09/2024	19:04	59.2		60.9	57.0
13/09/2024	19:09	58.7		59.9	57.2
13/09/2024	19:14	58.1		59.5	56.2
13/09/2024	19:19	59.2		61.5	55.8
13/09/2024	19:24	60.7	59.2	61.7	59.4
13/09/2024	19:29	59.5		61.5	56.7
13/09/2024	19:34	59.1		61.1	56.2
13/09/2024	19:39	57.7		59.2	55.4
13/09/2024	19:44	59.3		62.3	55.2
13/09/2024	19:49	63.0		66.3	55.7
13/09/2024	19:54	61.1	59.8	64.3	56.3
13/09/2024	19:59	58.9		61.0	55.5
13/09/2024	20:04	57.0		59.1	54.2
13/09/2024	20:09	55.3		57.5	51.9
13/09/2024	20:14	53.4		54.7	51.6
13/09/2024	20:19	55.1		57.8	51.6
13/09/2024	20:24	53.5	53.5	55.4	51.0
13/09/2024	20:29	52.8		54.5	50.6
13/09/2024	20:34	52.6		55.0	50.3
13/09/2024	20:39	53.2		54.8	51.3
13/09/2024	20:44	54.7		56.4	51.5
13/09/2024	20:49	55.3		58.2	51.9
13/09/2024	20:54	53.8	54.3	56.5	50.7
13/09/2024	20:59	52.2		54.0	49.8
13/09/2024	21:04	53.3		56.3	48.6
13/09/2024	21:09	55.4		59.1	49.0
13/09/2024	21:14	53.3		56.6	48.6
13/09/2024	21:19	51.8		53.4	47.9
13/09/2024	21:24	50.8	51.0	53.1	47.4
13/09/2024	21:29	49.2		51.2	46.7
13/09/2024	21:34	50.3		52.6	47.6
13/09/2024	21:39	48.8		50.1	47.3
13/09/2024	21:44	50.9		52.4	49.0
13/09/2024	21:49	50.8		52.3	49.0
13/09/2024	21:54	50.8	53.1	53.4	48.4
13/09/2024	21:59	51.5		52.3	48.6
13/09/2024	22:04	57.7		62.0	48.4
13/09/2024	22:09	51.2		53.0	49.4
13/09/2024	22:14	49.7		51.7	47.0
13/09/2024	22:19	49.1		49.6	48.0
13/09/2024	22:24	47.5	48.3	48.6	46.1
13/09/2024	22:29	48.1		48.9	47.3
13/09/2024	22:34	48.0		49.9	45.1
13/09/2024	22:39	47.1		49.2	44.0
13/09/2024	22:44	46.7		47.4	46.1
13/09/2024	22:49	46.7		47.3	43.1
13/09/2024	22:54	47.1		48.6	45.0
13/09/2024	22:59	46.7		47.4	43.9
		Mean	56.5		
		Maximum	60.3		
		Minimum	48.3		

Date	Start Time	Leq (5mins)	Leq (30mins)	L10 (5mins)	L90 (5mins)
14/09/2024	7:04	43.4		46.1	41.1
14/09/2024	7:09	45.1		46.5	42.8
14/09/2024	7:14	45.2	44.9	46.8	42.7
14/09/2024	7:19	43.4		46.1	41.5
14/09/2024	7:24	45.6		46.9	43.5
14/09/2024	7:29	46.1		47.2	43.6
14/09/2024	7:34	45.3		46.3	43.0
14/09/2024	7:39	44.5		46.2	42.9
14/09/2024	7:44	45.3	45.1	46.8	43.0
14/09/2024	7:49	45.2		46.8	42.3
14/09/2024	7:54	45.2		47.2	43.4
14/09/2024	7:59	45.1		47.2	43.4
14/09/2024	8:04	45.9		47.2	43.7
14/09/2024	8:09	45.5		46.9	43.5
14/09/2024	8:14	45.6	47.3	47.9	43.1
14/09/2024	8:19	45.9		47.9	44.1
14/09/2024	8:24	47.6		53.9	44.0
14/09/2024	8:29	50.7		51.4	43.7
14/09/2024	8:34	48.7		50.9	44.4
14/09/2024	8:39	50.8		51.5	45.1
14/09/2024	8:44	49.0	51.4	50.9	46.4
14/09/2024	8:49	48.6		50.3	45.9
14/09/2024	8:54	49.5		52.5	45.9
14/09/2024	8:59	55.9		58.3	46.1
14/09/2024	9:04	48.5		50.1	46.6
14/09/2024	9:09	47.8		50.6	44.1
14/09/2024	9:14	49.8	51.8	52.2	43.8
14/09/2024	9:19	50.6		53.2	43.4
14/09/2024	9:24	56.4		57.1	46.3
14/09/2024	9:29	51.2		52.4	44.9
14/09/2024	9:34	52.8		54.8	47.9
14/09/2024	9:39	53.3		55.6	48.5
14/09/2024	9:44	50.2	52.2	53.1	45.9
14/09/2024	9:49	53.1		56.1	47.3
14/09/2024	9:54	50.4		53.6	46.7
14/09/2024	9:59	52.6		55.5	47.1
14/09/2024	10:04	52.8		57.1	45.8
14/09/2024	10:09	51.6		53.4	47.3
14/09/2024	10:14	51.5	51.7	54.4	46.8
14/09/2024	10:19	51.0		53.3	45.6
14/09/2024	10:24	51.5		56.2	44.2
14/09/2024	10:29	51.5		54.1	46.4
14/09/2024	10:34	51.7		54.5	45.7
14/09/2024	10:39	49.8		52.0	46.8
14/09/2024	10:44	51.3	52.3	54.2	46.3
14/09/2024	10:49	53.5		56.3	47.3
14/09/2024	10:54	52.5		55.9	46.6
14/09/2024	10:59	53.6		57.5	47.4
14/09/2024	11:04	53.8		57.2	47.9
14/09/2024	11:09	52.2		56.0	45.9
14/09/2024	11:14	51.8	53.0	53.7	47.5
14/09/2024	11:19	51.5		54.5	46.2
14/09/2024	11:24	53.7		57.3	48.6
14/09/2024	11:29	54.0		56.1	47.7
14/09/2024	11:34	52.4		55.3	47.7
14/09/2024	11:39	53.5		57.3	47.1
14/09/2024	11:44	52.2	54.9	54.4	48.9
14/09/2024	11:49	57.6		58.4	49.2
14/09/2024	11:54	55.8		57.3	51.7
14/09/2024	11:59	55.4		56.9	53.9
14/09/2024	12:04	56.0		57.5	54.3
14/09/2024	12:09	57.0		59.7	54.2
14/09/2024	12:14	55.7	58.0	57.2	53.8
14/09/2024	12:19	61.6		64.2	56.8
14/09/2024	12:24	57.3		59.0	55.0
14/09/2024	12:29	57.5		59.6	55.1
14/09/2024	12:34	59.0		60.6	55.9
14/09/2024	12:39	58.1		59.7	56.1
14/09/2024	12:44	59.0	58.4	61.1	55.7
14/09/2024	12:49	58.8		60.6	56.4
14/09/2024	12:54	57.7		59.0	56.3
14/09/2024	12:59	57.9		59.1	56.3
14/09/2024	13:04	58.2		60.2	55.9
14/09/2024	13:09	58.7		60.1	57.0
14/09/2024	13:14	57.7	58.1	59.0	56.2
14/09/2024	13:19	57.9		59.5	55.7
14/09/2024	13:24	58.3		59.7	56.8
14/09/2024	13:29	57.8		59.0	56.4
14/09/2024	13:34	58.1		59.3	56.5
14/09/2024	13:39	57.6		59.1	56.1
14/09/2024	13:44	57.1	57.3	59.9	53.8
14/09/2024	13:49	56.7		58.7	53.8
14/09/2024	13:54	56.4		58.5	54.3
14/09/2024	13:59	57.7		59.7	55.0
14/09/2024	14:04	55.5		56.9	53.9
14/09/2024	14:09	56.0		57.3	54.3
14/09/2024	14:14	56.6	56.3	58.6	54.1
14/09/2024	14:19	57.5		59.4	55.2
14/09/2024	14:24	56.6		58.7	53.5
14/09/2024	14:29	55.3		56.8	53.1
14/09/2024	14:34	55.3		57.1	52.9
14/09/2024	14:39	55.4		57.3	53.0
14/09/2024	14:44	55.8	55.2	57.6	53.1
14/09/2024	14:49	55.6		57.4	52.6
14/09/2024	14:54	54.0		56.0	52.0
14/09/2024	14:59	54.8		57.7	51.4
14/09/2024	15:04	54.4		57.1	51.2
14/09/2024	15:09	55.0		58.2	50.6
14/09/2024	15:14	57.7	54.7	62.0	50.5
14/09/2024	15:19	53.9		56.3	50.9
14/09/2024	15:24	52.0		53.2	50.3
14/09/2024	15:29	52.6		55.0	50.1
14/09/2024	15:34	50.9		51.9	49.8
14/09/2024	15:39	52.9		54.6	50.4
14/09/2024	15:44	52.2	52.9	53.2	50.9
14/09/2024	15:49	53.3		55.6	51.0
14/09/2024	15:54	53.4		54.8	51.8
14/09/2024	15:59	54.1		55.6	52.5
14/09/2024	16:04	55.8		57.4	53.8
14/09/2024	16:09	54.9		56.4	53.2
14/09/2024	16:14	57.6	57.4	61.0	53.9
14/09/2024	16:19	59.9		63.1	54.8
14/09/2024	16:24	57.0		58.6	54.9
14/09/2024	16:29	57.6		58.9	55.8
14/09/2024	16:34	57.2		59.2	53.9
14/09/2024	16:39	56.3		57.0	54.3
14/09/2024	16:44	56.3	57.5	57.3	54.0
14/09/2024	16:49	56.5		58.1	54.3
14/09/2024	16:54	57.4		59.5	55.1
14/09/2024	16:59	60.1		63.6	54.2
14/09/2024	17:04	59.5		62.7	54.2
14/09/2024	17:09	56.4		59.1	53.9
14/09/2024	17:14	56.6	57.3	58.8	54.0
14/09/2024	17:19	57.9		58.1	54.1
14/09/2024	17:24	55.7		57.3	53.8
14/09/2024	17:29	56.8		58.4	54.3
14/09/2024	17:34	56.7		58.5	54.2
14/09/2024	17:39	63.5		63.7	54.3
14/09/2024	17:44	62.0	60.5	62.0	55.3
14/09/2024	17:49	60.4		63.1	55.6
14/09/2024	17:54	58.2		59.8	54.6
14/09/2024	17:59	57.9		60.5	54.2
14/09/2024	18:04	59.5		62.3	55.3
14/09/2024	18:09	56.6		57.2	53.7
14/09/2024	18:14	54.9	56.8	56.1	53.5
14/09/2024	18:19	56.6		58.2	54.2
14/09/2024	18:24	56.2		57.9	53.8
14/09/2024	18:29	55.6		57.3	53.5
14/09/2024	18:34	56.9		58.5	55.0
14/09/2024	18:39	56.1		57.8	53.8
14/09/2024	18:44	55.2	56.5	56.4	53.8
14/09/2024	18:49	55.8		57.1	54.5
14/09/2024	18:54	57.5		57.7	54.4
14/09/2024	18:59	57.1		59.7	53.8
		Mean	54.2		
		Maximum	60.5		
		Minimum	44.9		

Station: CM18

Date	Start Time	Leq (5mins)	Leq (30mins)	L10 (5mins)	L90 (5mins)
15/09/2024	7:04	50.8		51.6	49.4
15/09/2024	7:09	50.7		51.7	49.5
15/09/2024	7:14	50.9	50.9	51.8	49.7
15/09/2024	7:19	50.3		51.3	48.9
15/09/2024	7:24	51.4		52.2	50.3
15/09/2024	7:29	51.2		52.3	50.0
15/09/2024	7:34	50.9		51.9	49.7
15/09/2024	7:39	50.5		51.6	49.0
15/09/2024	7:44	50.6	50.6	51.5	49.4
15/09/2024	7:49	50.7		51.7	49.5
15/09/2024	7:54	50.5		51.5	49.2
15/09/2024	7:59	50.5		51.5	49.3
15/09/2024	8:04	51.9		52.0	49.2
15/09/2024	8:09	54.7		59.1	49.4
15/09/2024	8:14	55.5	54.0	59.7	49.6
15/09/2024	8:19	53.8		56.3	49.8
15/09/2024	8:24	55.2		57.9	49.9
15/09/2024	8:29	51.2		52.1	49.6
15/09/2024	8:34	51.2		52.0	50.2
15/09/2024	8:39	52.9		55.2	51.0
15/09/2024	8:44	52.6	54.1	54.2	50.5
15/09/2024	8:49	57.0		61.5	50.7
15/09/2024	8:54	55.5		57.9	51.4
15/09/2024	8:59	52.3		53.7	50.4
15/09/2024	9:04	51.6		53.1	49.9
15/09/2024	9:09	52.9		55.2	49.9
15/09/2024	9:14	53.7	53.6	56.7	50.3
15/09/2024	9:19	55.4		58.7	50.8
15/09/2024	9:24	54.3		56.5	51.2
15/09/2024	9:29	52.8		54.5	50.6
15/09/2024	9:34	52.8		54.7	50.6
15/09/2024	9:39	54.1		56.9	51.0
15/09/2024	9:44	52.9	53.1	54.6	50.4
15/09/2024	9:49	52.4		53.9	50.1
15/09/2024	9:54	52.8		54.8	50.3
15/09/2024	9:59	53.2		55.1	50.2
15/09/2024	10:04	51.4		52.6	49.8
15/09/2024	10:09	51.9		53.3	50.2
15/09/2024	10:14	51.7	54.7	52.9	49.6
15/09/2024	10:19	57.2		58.1	50.2
15/09/2024	10:24	54.4		56.9	50.6
15/09/2024	10:29	57.3		60.6	50.2
15/09/2024	10:34	52.6		54.4	49.9
15/09/2024	10:39	53.1		55.4	50.0
15/09/2024	10:44	55.9	57.0	58.1	50.1
15/09/2024	10:49	59.2		63.7	50.7
15/09/2024	10:54	60.9		65.8	50.5
15/09/2024	10:59	51.7		53.3	49.7
15/09/2024	11:04	55.7		57.4	51.6
15/09/2024	11:09	60.7		61.1	51.5
15/09/2024	11:14	53.3	56.5	55.1	51.1
15/09/2024	11:19	55.5		57.4	52.5
15/09/2024	11:24	54.9		56.4	52.5
15/09/2024	11:29	53.8		55.3	51.7
15/09/2024	11:34	54.8		56.9	52.3
15/09/2024	11:39	55.8		58.0	52.8
15/09/2024	11:44	54.3	55.3	56.0	52.6
15/09/2024	11:49	54.0		55.1	52.7
15/09/2024	11:54	56.0		57.6	53.1
15/09/2024	11:59	56.2		58.4	53.5
15/09/2024	12:04	60.8		62.0	53.6
15/09/2024	12:09	57.6		61.6	54.3
15/09/2024	12:14	56.2	57.8	58.5	53.6
15/09/2024	12:19	56.6		58.6	54.0
15/09/2024	12:24	56.8		58.2	54.8
15/09/2024	12:29	56.7		58.5	54.7
15/09/2024	12:34	60.4		62.7	56.4
15/09/2024	12:39	57.9		60.1	54.8
15/09/2024	12:44	60.9	59.6	61.1	55.0
15/09/2024	12:49	61.4		62.9	54.9
15/09/2024	12:54	57.2		57.9	54.0
15/09/2024	12:59	58.3		60.6	54.6
15/09/2024	13:04	58.2		61.2	54.5
15/09/2024	13:09	57.3		59.0	54.7
15/09/2024	13:14	61.8	58.9	65.3	55.9
15/09/2024	13:19	54.9		59.5	48.5
15/09/2024	13:24	61.3		64.3	55.5
15/09/2024	13:29	55.2		57.8	48.6
15/09/2024	13:34	58.4		61.7	48.3
15/09/2024	13:39	56.4		60.0	52.2
15/09/2024	13:44	50.3	54.6	52.0	46.8
15/09/2024	13:49	50.8		54.4	45.2
15/09/2024	13:54	55.3		55.7	50.3
15/09/2024	13:59	47.4		48.1	45.9
15/09/2024	14:04	54.1		54.6	45.8
15/09/2024	14:09	54.1		55.0	45.8
15/09/2024	14:14	47.4	52.2	49.5	44.9
15/09/2024	14:19	52.9		54.5	45.1
15/09/2024	14:24	52.5		54.8	45.7
15/09/2024	14:29	47.9		49.7	45.3
15/09/2024	14:34	54.5		55.6	47.9
15/09/2024	14:39	52.9		55.5	49.2
15/09/2024	14:44	58.8	57.7	62.4	51.0
15/09/2024	14:49	59.9		63.9	55.5
15/09/2024	14:54	57.0		59.2	53.3
15/09/2024	14:59	59.1		61.3	54.9
15/09/2024	15:04	58.9		61.7	56.3
15/09/2024	15:09	57.2		60.2	52.6
15/09/2024	15:14	58.4	59.0	59.9	56.6
15/09/2024	15:19	62.6		66.3	55.1
15/09/2024	15:24	57.6		58.4	56.8
15/09/2024	15:29	55.8		57.5	54.0
15/09/2024	15:34	59.8		61.4	57.3
15/09/2024	15:39	61.4		62.6	55.9
15/09/2024	15:44	57.6	59.8	58.7	55.8
15/09/2024	15:49	59.8		60.2	54.9
15/09/2024	15:54	57.5		58.2	53.9
15/09/2024	15:59	61.1		64.8	54.6
15/09/2024	16:04	59.4		63.7	53.5
15/09/2024	16:09	60.1		60.3	56.6
15/09/2024	16:14	58.2	60.3	62.2	53.2
15/09/2024	16:19	61.9		64.8	57.1
15/09/2024	16:24	61.4		65.5	55.1
15/09/2024	16:29	59.6		63.3	54.4
15/09/2024	16:34	60.9		64.5	56.5
15/09/2024	16:39	56.2		57.4	52.9
15/09/2024	16:44	61.1	58.9	64.6	53.0
15/09/2024	16:49	58.4		60.7	56.4
15/09/2024	16:54	56.9		60.2	52.9
15/09/2024	16:59	57.5		58.3	56.8
15/09/2024	17:04	54.6		56.6	52.5
15/09/2024	17:09	58.9		61.6	56.2
15/09/2024	17:14	54.6	55.9	56.9	51.8
15/09/2024	17:19	56.8		57.9	55.4
15/09/2024	17:24	54.5		57.2	52.0
15/09/2024	17:29	53.8		55.6	51.4
15/09/2024	17:34	59.9		60.6	59.0
15/09/2024	17:39	55.0		56.9	53.1
15/09/2024	17:44	58.9	59.1	60.4	55.6
15/09/2024	17:49	56.6		57.8	52.8
15/09/2024	17:54	53.1		54.2	51.9
15/09/2024	17:59	63.4		65.7	53.6
15/09/2024	18:04	63.6		65.0	61.9
15/09/2024	18:09	57.7		61.5	51.2
15/09/2024	18:14	61.5	61.3	62.6	60.3
15/09/2024	18:19	57.3		60.9	51.8
15/09/2024	18:24	62.5		65.6	56.3
15/09/2024	18:29	61.9		64.3	58.0
15/09/2024	18:34	58.1		59.5	55.7
15/09/2024	18:39	58.4		59.5	56.8
15/09/2024	18:44	55.3	56.6	56.7	53.7
15/09/2024	18:49	56.0		58.0	52.8
15/09/2024	18:54	56.3		57.8	52.7
15/09/2024	18:59	53.8		54.9	52.3
		Mean	56.3		
		Maximum	61.3		
		Minimum	50.6		

Date	Start Time	Leq (5mins)	Leq (30mins)	L10 (5mins)	L90 (5mins)
16/09/2024	7:04	44.1		45.3	41.8
16/09/2024	7:09	44.8		48.7	40.3
16/09/2024	7:14	41.8	45.1	42.4	40.8
16/09/2024	7:19	43.3		45.2	41.4
16/09/2024	7:24	47.1		48.4	44.9
16/09/2024	7:29	47.1		47.9	46.4
16/09/2024	7:34	47.0		47.7	46.4
16/09/2024	7:39	47.4		48.5	46.4
16/09/2024	7:44	46.3	47.9	48.0	41.6
16/09/2024	7:49	43.6		45.9	40.4
16/09/2024	7:54	51.0		57.6	40.6
16/09/2024	7:59	48.6		51.0	41.3
16/09/2024	8:04	55.9		57.4	54.3
16/09/2024	8:09	56.4		57.5	43.8
16/09/2024	8:14	53.3	53.7	55.5	45.4
16/09/2024	8:19	49.1		52.4	45.3
16/09/2024	8:24	48.6		51.0	44.9
16/09/2024	8:29	53.3		55.6	46.4
16/09/2024	8:34	50.3		52.6	45.3
16/09/2024	8:39	48.5		51.5	44.6
16/09/2024	8:44	47.7	51.9	50.0	44.3
16/09/2024	8:49	49.2		54.2	44.5
16/09/2024	8:54	55.7		56.2	55.0
16/09/2024	8:59	53.7		55.1	44.5
16/09/2024	9:04	49.6		50.0	43.4
16/09/2024	9:09	45.8		48.3	42.4
16/09/2024	9:14	47.8	52.2	49.8	43.9
16/09/2024	9:19	47.5		49.7	42.5
16/09/2024	9:24	55.2		56.3	47.9
16/09/2024	9:29	56.3		62.8	43.2
16/09/2024	9:34	52.3		56.6	44.1
16/09/2024	9:39	56.9		58.5	44.3
16/09/2024	9:44	54.0	56.7	58.1	44.2
16/09/2024	9:49	50.7		55.0	43.9
16/09/2024	9:54	57.4		58.8	55.0
16/09/2024	9:59	60.8		65.7	45.8
16/09/2024	10:04	63.7		72.7	49.7
16/09/2024	10:09	54.9		56.4	44.7
16/09/2024	10:14	51.6	58.0	55.2	46.3
16/09/2024	10:19	55.8		56.4	55.3
16/09/2024	10:24	51.1		53.4	47.8
16/09/2024	10:29	56.6		57.7	55.2
16/09/2024	10:34	54.3		56.4	51.7
16/09/2024	10:39	53.4		54.8	52.0
16/09/2024	10:44	58.6	59.5	61.1	52.8
16/09/2024	10:49	56.2		57.4	52.6
16/09/2024	10:54	62.8		66.6	53.0
16/09/2024	10:59	62.6		68.7	53.4
16/09/2024	11:04	54.8		57.2	52.4
16/09/2024	11:09	67.5		71.3	57.3
16/09/2024	11:14	68.2	63.6	72.1	53.3
16/09/2024	11:19	55.0		56.5	53.5
16/09/2024	11:24	55.2		56.1	53.6
16/09/2024	11:29	58.3		58.8	56.5
16/09/2024	11:34	55.4		57.6	53.0
16/09/2024	11:39	56.1		57.8	52.8
16/09/2024	11:44	57.3	57.9	58.8	53.4
16/09/2024	11:49	59.0		59.6	57.4
16/09/2024	11:54	57.9		59.5	55.5
16/09/2024	11:59	60.0		60.5	58.0
16/09/2024	12:04	60.6		61.6	55.8
16/09/2024	12:09	58.9		59.5	57.9
16/09/2024	12:14	58.6	60.2	59.2	57.9
16/09/2024	12:19	60.0		60.8	58.4
16/09/2024	12:24	62.0		63.6	55.6
16/09/2024	12:29	60.2		61.2	57.6
16/09/2024	12:34	59.6		61.0	57.6
16/09/2024	12:39	59.1		60.2	57.8
16/09/2024	12:44	64.2	60.7	65.1	59.1
16/09/2024	12:49	59.3		61.0	56.9
16/09/2024	12:54	59.6		61.1	58.1
16/09/2024	12:59	59.4		61.1	57.5
16/09/2024	13:04	58.7		60.3	55.7
16/09/2024	13:09	57.5		59.3	55.4
16/09/2024	13:14	57.2	60.1	59.6	54.7
16/09/2024	13:19	60.6		63.4	55.8
16/09/2024	13:24	61.8		66.0	54.1
16/09/2024	13:29	62.0		66.8	52.8
16/09/2024	13:34	59.7		64.8	51.9
16/09/2024	13:39	53.2		54.5	51.6
16/09/2024	13:44	52.6	54.8	54.5	50.7
16/09/2024	13:49	52.0		53.4	50.2
16/09/2024	13:54	52.1		53.8	50.2
16/09/2024	13:59	52.4		55.1	49.1
16/09/2024	14:04	52.2		53.5	50.4
16/09/2024	14:09	51.6		53.1	49.9
16/09/2024	14:14	54.4	52.8	56.7	51.7
16/09/2024	14:19	52.3		53.9	50.6
16/09/2024	14:24	52.1		53.7	50.3
16/09/2024	14:29	53.3		54.3	52.0
16/09/2024	14:34	54.0		56.0	51.8
16/09/2024	14:39	54.4		56.3	52.4
16/09/2024	14:44	57.0	60.2	59.9	53.0
16/09/2024	14:49	61.7		64.0	58.4
16/09/2024	14:54	63.6		65.9	60.2
16/09/2024	14:59	61.8		63.7	58.7
16/09/2024	15:04	58.6		61.2	55.3
16/09/2024	15:09	59.6		61.5	56.9
16/09/2024	15:14	59.7	59.8	62.1	55.8
16/09/2024	15:19	60.0		62.1	56.9
16/09/2024	15:24	61.6		63.8	58.0
16/09/2024	15:29	58.6		60.7	55.5
16/09/2024	15:34	59.6		62.2	55.8
16/09/2024	15:39	59.5		61.6	55.5
16/09/2024	15:44	58.7	58.9	60.6	55.7
16/09/2024	15:49	58.4		60.4	55.1
16/09/2024	15:54	58.0		60.6	54.9
16/09/2024	15:59	58.7		61.7	55.3
16/09/2024	16:04	57.4		58.9	55.3
16/09/2024	16:09	60.5		63.3	56.2
16/09/2024	16:14	60.9	59.1	63.9	56.2
16/09/2024	16:19	58.1		60.2	55.1
16/09/2024	16:24	58.9		61.4	55.5
16/09/2024	16:29	57.7		59.5	55.3
16/09/2024	16:34	59.1		60.6	56.5
16/09/2024	16:39	59.0		61.4	55.6
16/09/2024	16:44	58.4	58.8	60.4	55.5
16/09/2024	16:49	57.9		60.0	55.5
16/09/2024	16:54	56.4		57.6	54.9
16/09/2024	16:59	60.9		63.6	55.8
16/09/2024	17:04	58.3		61.4	55.0
16/09/2024	17:09	55.2		56.2	53.5
16/09/2024	17:14	54.7	57.1	55.9	53.1
16/09/2024	17:19	56.9		58.7	54.5
16/09/2024	17:24	58.7		61.0	55.5
16/09/2024	17:29	57.5		59.1	55.7
16/09/2024	17:34	56.6		57.9	55.2
16/09/2024	17:39	57.5		57.7	54.9
16/09/2024	17:44	60.9	58.8	63.2	55.8
16/09/2024	17:49	61.1		62.9	58.5
16/09/2024	17:54	57.2		58.8	54.9
16/09/2024	17:59	56.7		58.3	54.6
16/09/2024	18:04	56.8		58.3	54.9
16/09/2024	18:09	57.6		59.5	54.5
16/09/2024	18:14	59.7	57.3	62.0	56.2
16/09/2024	18:19	57.8		60.1	54.7
16/09/2024	18:24	53.8		56.2	50.9
16/09/2024	18:29	55.7		59.4	49.7
16/09/2024	18:34	56.0		58.6	48.0
16/09/2024	18:39	52.5		56.2	48.4
16/09/2024	18:44	60.8	56.0	64.3	48.4
16/09/2024	18:49	51.6		53.0	49.3
16/09/2024	18:54	54.7		58.1	50.6
16/09/2024	18:59	52.4		55.4	48.6
		Mean	56.7		
		Maximum	63.6		
		Minimum	45.1		

Station: CM18

Date	Start Time	Leq (5mins)	Leq (30mins)	L10 (5mins)	L90 (5mins)
17/09/2024	7:04	52.1		54.6	47.5
17/09/2024	7:09	52.6		55.1	46.8
17/09/2024	7:14	52.1	52.8	54.9	46.2
17/09/2024	7:19	53.2		56.5	46.5
17/09/2024	7:24	53.0		56.4	47.8
17/09/2024	7:29	53.8		57.0	49.3
17/09/2024	7:34	52.4		55.6	48.7
17/09/2024	7:39	52.4		53.7	49.7
17/09/2024	7:44	51.1	53.0	53.6	47.4
17/09/2024	7:49	54.8		58.6	49.0
17/09/2024	7:54	54.7		57.9	48.6
17/09/2024	7:59	51.1		53.6	44.6
17/09/2024	8:04	58.8		59.8	47.8
17/09/2024	8:09	53.7		56.7	46.7
17/09/2024	8:14	51.4	54.7	55.2	44.9
17/09/2024	8:19	51.3		52.8	44.8
17/09/2024	8:24	52.3		54.8	46.4
17/09/2024	8:29	55.1		58.1	48.3
17/09/2024	8:34	57.1		60.9	47.9
17/09/2024	8:39	55.5		58.9	48.8
17/09/2024	8:44	53.3	54.7	56.3	48.6
17/09/2024	8:49	55.7		57.3	45.8
17/09/2024	8:54	52.9		56.6	48.3
17/09/2024	8:59	50.9		53.5	46.7
17/09/2024	9:04	52.3		55.9	47.3
17/09/2024	9:09	49.5		52.2	43.9
17/09/2024	9:14	49.1	52.3	51.6	44.4
17/09/2024	9:19	52.9		56.6	45.8
17/09/2024	9:24	54.8		56.9	48.0
17/09/2024	9:29	52.5		55.2	48.0
17/09/2024	9:34	49.5		50.8	45.4
17/09/2024	9:39	48.9		51.9	45.5
17/09/2024	9:44	50.5	57.4	53.5	46.7
17/09/2024	9:49	49.4		50.9	46.2
17/09/2024	9:54	55.9		56.1	46.9
17/09/2024	9:59	64.0		69.0	48.4
17/09/2024	10:04	56.8		60.7	48.9
17/09/2024	10:09	52.2		54.7	46.2
17/09/2024	10:14	50.9	54.5	53.0	45.5
17/09/2024	10:19	54.5		56.8	47.6
17/09/2024	10:24	54.0		56.7	50.7
17/09/2024	10:29	55.9		58.4	51.7
17/09/2024	10:34	54.2		56.0	51.3
17/09/2024	10:39	58.4		63.0	53.2
17/09/2024	10:44	60.5	59.2	63.9	54.3
17/09/2024	10:49	61.5		64.6	56.1
17/09/2024	10:54	58.6		61.0	55.3
17/09/2024	10:59	59.1		61.1	56.0
17/09/2024	11:04	59.8		61.6	57.1
17/09/2024	11:09	59.6		61.7	57.3
17/09/2024	11:14	59.0	60.8	61.1	55.8
17/09/2024	11:19	60.6		62.0	56.7
17/09/2024	11:24	61.6		64.2	57.6
17/09/2024	11:29	63.1		65.8	58.9
17/09/2024	11:34	61.7		64.0	57.2
17/09/2024	11:39	60.9		63.7	56.5
17/09/2024	11:44	61.6	60.7	64.2	57.8
17/09/2024	11:49	60.8		63.1	57.9
17/09/2024	11:54	59.3		61.7	56.6
17/09/2024	11:59	59.6		61.9	55.4
17/09/2024	12:04	61.1		63.5	56.4
17/09/2024	12:09	62.2		64.5	58.9
17/09/2024	12:14	58.3	60.3	60.0	55.8
17/09/2024	12:19	60.0		62.2	56.5
17/09/2024	12:24	59.3		60.6	57.6
17/09/2024	12:29	59.5		61.5	56.3
17/09/2024	12:34	57.6		59.1	55.2
17/09/2024	12:39	56.0		57.4	54.2
17/09/2024	12:44	55.8	55.8	57.1	54.3
17/09/2024	12:49	54.2		55.3	53.1
17/09/2024	12:54	54.9		56.3	53.4
17/09/2024	12:59	55.8		56.9	54.2
17/09/2024	13:04	56.0		57.0	54.9
17/09/2024	13:09	56.2		57.6	54.5
17/09/2024	13:14	56.0	55.6	57.4	54.0
17/09/2024	13:19	54.8		56.1	53.4
17/09/2024	13:24	54.6		55.5	53.6
17/09/2024	13:29	55.6		56.5	53.4
17/09/2024	13:34	54.5		55.7	53.3
17/09/2024	13:39	53.9		55.1	52.6
17/09/2024	13:44	54.0	53.9	55.0	52.8
17/09/2024	13:49	54.8		56.2	53.3
17/09/2024	13:54	53.2		54.0	52.4
17/09/2024	13:59	53.0		54.5	51.5
17/09/2024	14:04	53.1		54.7	51.5
17/09/2024	14:09	53.5		55.3	51.4
17/09/2024	14:14	52.7	53.0	53.6	51.8
17/09/2024	14:19	52.2		52.9	51.5
17/09/2024	14:24	53.9		55.8	52.0
17/09/2024	14:29	52.5		53.3	51.6
17/09/2024	14:34	52.4		53.2	51.5
17/09/2024	14:39	52.8		53.4	51.4
17/09/2024	14:44	53.9	53.8	54.9	51.9
17/09/2024	14:49	53.7		55.3	52.1
17/09/2024	14:54	53.7		55.1	52.1
17/09/2024	14:59	55.7		57.6	53.4
17/09/2024	15:04	58.1		59.6	56.3
17/09/2024	15:09	56.5		59.0	53.4
17/09/2024	15:14	54.5	56.6	55.8	52.4
17/09/2024	15:19	55.6		56.8	53.7
17/09/2024	15:24	55.5		57.5	53.2
17/09/2024	15:29	58.3		59.7	54.3
17/09/2024	15:34	59.0		59.9	55.3
17/09/2024	15:39	55.3		56.5	53.7
17/09/2024	15:44	57.4	56.8	59.2	54.5
17/09/2024	15:49	55.9		57.4	53.9
17/09/2024	15:54	56.9		58.2	55.0
17/09/2024	15:59	54.8		56.5	53.2
17/09/2024	16:04	54.8		55.8	53.4
17/09/2024	16:09	54.7		55.8	53.4
17/09/2024	16:14	54.8	57.8	55.8	53.7
17/09/2024	16:19	60.4		62.8	55.1
17/09/2024	16:24	61.1		62.7	55.2
17/09/2024	16:29	55.0		56.6	53.4
17/09/2024	16:34	55.3		57.0	53.5
17/09/2024	16:39	61.7		64.0	54.0
17/09/2024	16:44	56.4	59.4	58.6	53.5
17/09/2024	16:49	63.6		68.4	55.3
17/09/2024	16:54	55.8		57.6	53.2
17/09/2024	16:59	55.2		57.4	52.9
17/09/2024	17:04	56.1		57.7	53.9
17/09/2024	17:09	57.7		59.0	53.6
17/09/2024	17:14	56.6	56.2	57.7	53.1
17/09/2024	17:19	55.6		57.7	52.6
17/09/2024	17:24	56.2		58.4	52.7
17/09/2024	17:29	54.2		55.8	52.5
17/09/2024	17:34	56.1		57.2	52.9
17/09/2024	17:39	55.6		56.3	53.2
17/09/2024	17:44	56.8	56.2	58.5	53.2
17/09/2024	17:49	54.6		55.4	53.4
17/09/2024	17:54	55.8		56.7	53.4
17/09/2024	17:59	57.6		59.0	54.8
17/09/2024	18:04	55.5		58.1	52.6
17/09/2024	18:09	54.3		55.7	52.6
17/09/2024	18:14	55.6	55.4	57.1	53.6
17/09/2024	18:19	55.7		57.5	53.0
17/09/2024	18:24	56.1		57.5	54.1
17/09/2024	18:29	55.2		56.7	53.5
17/09/2024	18:34	55.5		57.9	51.9
17/09/2024	18:39	52.5		54.3	51.0
17/09/2024	18:44	53.8	54.9	55.6	51.9
17/09/2024	18:49	54.0		55.1	50.5
17/09/2024	18:54	55.0		58.1	50.7
17/09/2024	18:59	57.2		59.9	53.2
		Mean	56.1		
		Maximum	60.8		
		Minimum	52.3		

Date	Start Time	Leq (5mins)	Leq (30mins)	L10 (5mins)	L90 (5mins)
18/09/2024	7:04	52.6		54.9	50.5
18/09/2024	7:09	51.9		54.2	50.1
18/09/2024	7:14	50.4	51.7	50.9	50.0
18/09/2024	7:19	51.1		52.5	50.2
18/09/2024	7:24	51.9		54.5	50.0
18/09/2024	7:29	52.0		53.8	50.0
18/09/2024	7:34	53.3		55.4	50.8
18/09/2024	7:39	53.4		55.3	51.0
18/09/2024	7:44	53.8	53.3	55.6	51.4
18/09/2024	7:49	52.6		54.5	51.0
18/09/2024	7:54	53.5		55.0	51.1
18/09/2024	7:59	52.9		54.6	51.1
18/09/2024	8:04	52.5		53.7	50.9
18/09/2024	8:09	51.6		52.8	50.2
18/09/2024	8:14	52.3	52.0	54.1	50.3
18/09/2024	8:19	52.4		53.8	50.0
18/09/2024	8:24	51.6		53.0	50.0
18/09/2024	8:29	51.2		52.5	49.9
18/09/2024	8:34	52.6		55.9	49.9
18/09/2024	8:39	51.9		53.8	49.9
18/09/2024	8:44	51.2	51.9	52.1	50.2
18/09/2024	8:49	51.1		52.4	49.9
18/09/2024	8:54	51.5		52.8	50.1
18/09/2024	8:59	52.7		54.7	50.5
18/09/2024	9:04	53.3		55.4	50.9
18/09/2024	9:09	54.1		55.9	50.8
18/09/2024	9:14	52.7	53.9	54.1	50.9
18/09/2024	9:19	52.9		55.2	51.0
18/09/2024	9:24	51.9		52.9	50.3
18/09/2024	9:29	56.7		57.4	50.2
18/09/2024	9:34	55.5		57.8	50.7
18/09/2024	9:39	52.1		53.4	50.7
18/09/2024	9:44	53.6	57.7	56.2	50.5
18/09/2024	9:49	56.8		59.4	51.2
18/09/2024	9:54	63.2		67.1	51.4
18/09/2024	9:59	53.1		54.0	50.4
18/09/2024	10:04	55.6		60.3	50.5
18/09/2024	10:09	59.5		60.8	52.8
18/09/2024	10:14	57.9	57.0	61.4	52.1
18/09/2024	10:19	55.6		57.3	52.0
18/09/2024	10:24	57.0		59.0	52.5
18/09/2024	10:29	54.8		56.4	52.7
18/09/2024	10:34	54.9		56.5	53.1
18/09/2024	10:39	58.2		59.9	53.4
18/09/2024	10:44	54.2	57.2	55.7	52.2
18/09/2024	10:49	55.6		57.7	52.9
18/09/2024	10:54	56.5		58.9	52.8
18/09/2024	10:59	60.5		63.3	55.4
18/09/2024	11:04	56.3		58.3	53.7
18/09/2024	11:09	57.7		60.0	54.6
18/09/2024	11:14	58.7	57.9	61.6	54.8
18/09/2024	11:19	60.0		63.0	54.8
18/09/2024	11:24	56.9		58.9	53.8
18/09/2024	11:29	56.5		58.4	54.1
18/09/2024	11:34	58.8		60.0	54.1
18/09/2024	11:39	57.0		59.0	54.7
18/09/2024	11:44	57.4	57.9	59.0	54.2
18/09/2024	11:49	57.6		58.4	54.8
18/09/2024	11:54	57.2		59.1	55.1
18/09/2024	11:59	59.2		59.5	55.6
18/09/2024	12:04	57.1		58.0	54.1
18/09/2024	12:09	56.0		57.7	53.2
18/09/2024	12:14	56.4	56.6	58.0	54.2
18/09/2024	12:19	57.6		59.4	55.4
18/09/2024	12:24	55.8		57.3	54.1
18/09/2024	12:29	56.6		57.9	54.1
18/09/2024	12:34	55.5		57.9	54.4
18/09/2024	12:39	59.0		60.9	55.3
18/09/2024	12:44	58.2	57.7	61.5	50.4
18/09/2024	12:49	57.6		62.1	50.0
18/09/2024	12:54	58.4		61.6	55.2
18/09/2024	12:59	56.9		61.3	47.5
18/09/2024	13:04	52.8		56.7	46.9
18/09/2024	13:09	56.1		56.7	55.5
18/09/2024	13:14	55.9	54.1	56.6	55.3
18/09/2024	13:19	48.9		50.3	46.9
18/09/2024	13:24	55.1		55.8	54.4
18/09/2024	13:29	51.4		55.5	46.2
18/09/2024	13:34	53.8		55.9	46.2
18/09/2024	13:39	55.7		56.6	55.3
18/09/2024	13:44	49.4	54.0	51.1	45.9
18/09/2024	13:49	55.5		56.0	54.9
18/09/2024	13:54	52.9		55.9	46.7
18/09/2024	13:59	54.3		56.1	47.7
18/09/2024	14:04	55.4		57.3	51.2
18/09/2024	14:09	54.3		57.6	49.4
18/09/2024	14:14	58.0	55.9	60.8	53.7
18/09/2024	14:19	57.5		60.9	52.3
18/09/2024	14:24	51.8		52.9	50.7
18/09/2024	14:29	55.8		59.3	50.3
18/09/2024	14:34	57.9		59.6	52.0
18/09/2024	14:39	54.8		58.2	50.8
18/09/2024	14:44	56.1	55.9	58.9	51.6
18/09/2024	14:49	57.7		58.7	56.6
18/09/2024	14:54	52.1		53.6	50.7
18/09/2024	14:59	53.9		56.5	51.3
18/09/2024	15:04	58.7		60.2	56.7
18/09/2024	15:09	54.1		55.7	50.8
18/09/2024	15:14	55.6	57.1	58.5	50.6
18/09/2024	15:19	57.4		58.0	56.5
18/09/2024	15:24	58.9		63.8	50.7
18/09/2024	15:29	56.2		58.4	51.8
18/09/2024	15:34	56.7		58.0	51.7
18/09/2024	15:39	55.5		56.9	52.6
18/09/2024	15:44	58.2	57.3	59.5	56.6
18/09/2024	15:49	56.8		61.0	50.9
18/09/2024	15:54	56.0		57.7	51.2
18/09/2024	15:59	59.2		60.0	53.4
18/09/2024	16:04	53.8		54.9	51.0
18/09/2024	16:09	57.8		58.3	51.0
18/09/2024	16:14	57.4	56.8	58.3	50.9
18/09/2024	16:19	55.3		59.6	50.8
18/09/2024	16:24	59.1		61.3	53.9
18/09/2024	16:29	55.5		57.8	50.7
18/09/2024	16:34	51.0		51.6	50.2
18/09/2024	16:39	56.7		57.6	51.9
18/09/2024	16:44	55.3	55.5	58.2	51.8
18/09/2024	16:49	53.3		54.7	51.8
18/09/2024	16:54	57.7		58.6	56.3
18/09/2024	16:59	56.2		58.1	51.7
18/09/2024	17:04	56.0		57.2	54.1
18/09/2024	17:09	57.5		59.0	56.2
18/09/2024	17:14	57.0	56.8	59.5	52.0
18/09/2024	17:19	52.7		53.9	51.5
18/09/2024	17:24	57.6		58.1	56.9
18/09/2024	17:29	58.0		59.6	55.9
18/09/2024	17:34	56.8		59.9	52.6
18/09/2024	17:39	60.1		61.9	53.5
18/09/2024	17:44	58.8	57.2	62.6	50.6
18/09/2024	17:49	50.8		51.3	50.0
18/09/2024	17:54	55.7		57.1	50.6
18/09/2024	17:59	55.6		57.5	50.3
18/09/2024	18:04	50.5		50.8	49.5
18/09/2024	18:09	53.5		56.9	49.6
18/09/2024	18:14	57.0	54.4	57.7	52.3
18/09/2024	18:19	50.4		51.6	49.4
18/09/2024	18:24	53.7		57.6	49.2
18/09/2024	18:29	56.8		57.1	56.2
18/09/2024	18:34	52.4		57.0	48.8
18/09/2024	18:39	56.1		58.2	50.1
18/09/2024	18:44	59.4	58.6	62.8	53.7
18/09/2024	18:49	59.1		62.3	48.6
18/09/2024	18:54	59.5		62.7	47.5
18/09/2024	18:59	60.7		62.2	57.5
		Mean	55.8		
		Maximum	58.6		
		Minimum	51.7		

Station: CM18

Date	Start Time	Leq (5mins)	Leq (30mins)	L10 (5mins)	L90 (5mins)
19/09/2024	7:04	46.2		47.2	44.5
19/09/2024	7:09	47.2		49.3	44.9
19/09/2024	7:14	50.4	48.8	52.2	48.0
19/09/2024	7:19	49.5		51.4	47.0
19/09/2024	7:24	49.2		51.9	46.6
19/09/2024	7:29	49.0		52.8	44.4
19/09/2024	7:34	53.2		54.1	43.4
19/09/2024	7:39	56.0		56.6	55.0
19/09/2024	7:44	51.6	52.0	56.4	42.8
19/09/2024	7:49	45.8		47.8	43.2
19/09/2024	7:54	48.8		50.6	44.3
19/09/2024	7:59	48.9		51.2	45.1
19/09/2024	8:04	57.0		57.5	56.0
19/09/2024	8:09	53.5		57.8	47.1
19/09/2024	8:14	50.0	52.8	52.2	46.7
19/09/2024	8:19	49.1		50.6	47.6
19/09/2024	8:24	51.3		52.3	49.8
19/09/2024	8:29	49.6		51.2	46.7
19/09/2024	8:34	56.5		57.5	47.0
19/09/2024	8:39	54.1		57.4	45.8
19/09/2024	8:44	51.5	52.9	54.1	46.7
19/09/2024	8:49	48.7		49.8	47.0
19/09/2024	8:54	49.3		50.7	47.1
19/09/2024	8:59	52.1		56.5	47.1
19/09/2024	9:04	58.1		59.8	56.5
19/09/2024	9:09	51.4		54.9	47.8
19/09/2024	9:14	51.3	55.1	52.7	47.8
19/09/2024	9:19	49.6		51.0	47.7
19/09/2024	9:24	57.1		58.4	50.7
19/09/2024	9:29	56.1		58.5	49.0
19/09/2024	9:34	52.1		57.0	47.8
19/09/2024	9:39	57.5		57.8	57.1
19/09/2024	9:44	50.4	54.6	51.7	48.5
19/09/2024	9:49	55.0		57.9	48.7
19/09/2024	9:54	56.7		57.7	50.5
19/09/2024	9:59	51.1		52.3	49.8
19/09/2024	10:04	56.6		57.3	50.6
19/09/2024	10:09	58.9		59.7	54.7
19/09/2024	10:14	57.5	60.1	60.6	52.0
19/09/2024	10:19	53.7		55.1	52.1
19/09/2024	10:24	57.8		59.9	54.4
19/09/2024	10:29	65.5		68.1	59.0
19/09/2024	10:34	64.4		66.2	61.8
19/09/2024	10:39	58.4		61.3	52.6
19/09/2024	10:44	58.7	59.9	59.6	57.9
19/09/2024	10:49	57.0		59.7	53.5
19/09/2024	10:54	56.9		59.1	51.6
19/09/2024	10:59	58.2		59.5	56.7
19/09/2024	11:04	56.5		58.7	51.6
19/09/2024	11:09	56.6		58.8	53.1
19/09/2024	11:14	59.4	57.0	60.1	58.2
19/09/2024	11:19	55.7		58.2	51.3
19/09/2024	11:24	57.9		58.7	55.7
19/09/2024	11:29	54.1		55.9	51.5
19/09/2024	11:34	58.0		59.1	54.7
19/09/2024	11:39	57.8		59.9	54.2
19/09/2024	11:44	56.9	57.4	57.2	51.8
19/09/2024	11:49	60.0		61.7	53.6
19/09/2024	11:54	56.0		57.9	51.3
19/09/2024	11:59	52.9		56.2	50.6
19/09/2024	12:04	58.0		58.5	57.5
19/09/2024	12:09	53.9		57.7	51.6
19/09/2024	12:14	57.6	57.2	58.2	52.9
19/09/2024	12:19	58.5		58.8	57.4
19/09/2024	12:24	54.7		56.6	51.3
19/09/2024	12:29	58.5		58.6	53.9
19/09/2024	12:34	57.0		58.6	51.7
19/09/2024	12:39	58.4		60.2	56.5
19/09/2024	12:44	60.6	58.8	62.9	57.5
19/09/2024	12:49	58.4		60.8	55.9
19/09/2024	12:54	58.2		60.2	55.7
19/09/2024	12:59	59.5		62.6	55.4
19/09/2024	13:04	60.4		62.3	56.5
19/09/2024	13:09	58.8		61.2	54.7
19/09/2024	13:14	54.3	56.8	55.9	51.9
19/09/2024	13:19	54.7		56.2	52.7
19/09/2024	13:24	53.6		55.0	52.0
19/09/2024	13:29	53.7		54.8	52.0
19/09/2024	13:34	54.0		55.7	52.0
19/09/2024	13:39	56.2		57.3	51.8
19/09/2024	13:44	55.5	54.5	55.6	50.8
19/09/2024	13:49	53.9		55.4	52.0
19/09/2024	13:54	53.8		55.8	51.1
19/09/2024	13:59	52.4		53.6	50.7
19/09/2024	14:04	52.5		54.1	50.2
19/09/2024	14:09	51.3		52.7	49.6
19/09/2024	14:14	51.5	52.1	52.7	50.0
19/09/2024	14:19	51.8		53.2	50.5
19/09/2024	14:24	51.7		53.2	50.0
19/09/2024	14:29	53.4		54.7	49.9
19/09/2024	14:34	51.6		53.1	49.9
19/09/2024	14:39	52.6		54.2	50.6
19/09/2024	14:44	54.6		56.7	51.9
19/09/2024	14:52	56.6		58.2	54.7
19/09/2024	14:57	57.6		59.5	55.2
19/09/2024	15:02	60.5	57.9	62.5	57.6
19/09/2024	15:07	57.0		59.1	54.9
19/09/2024	15:12	56.9		58.2	55.0
19/09/2024	15:17	57.1		58.7	55.2
19/09/2024	15:22	57.6		59.6	55.4
19/09/2024	15:27	59.1		60.7	56.4
19/09/2024	15:32	61.7	59.1	63.4	57.1
19/09/2024	15:37	59.8		61.7	55.5
19/09/2024	15:42	57.8		59.5	55.7
19/09/2024	15:47	56.8		58.7	54.4
19/09/2024	15:52	58.5		60.0	56.6
19/09/2024	15:57	58.3		59.8	56.5
19/09/2024	16:02	57.8	57.7	59.5	56.1
19/09/2024	16:07	57.3		58.3	55.7
19/09/2024	16:12	57.0		58.5	55.3
19/09/2024	16:17	57.2		59.2	54.8
19/09/2024	16:22	56.5		57.7	55.0
19/09/2024	16:27	57.7		59.2	55.8
19/09/2024	16:32	60.6	58.6	63.7	56.8
19/09/2024	16:37	57.4		58.3	56.1
19/09/2024	16:42	57.7		58.9	55.0
19/09/2024	16:47	60.3		60.7	55.8
19/09/2024	16:52	58.1		59.8	55.9
19/09/2024	16:57	56.9		57.9	55.6
19/09/2024	17:02	57.7	57.8	59.2	55.9
19/09/2024	17:07	57.9		59.9	55.9
19/09/2024	17:12	57.7		59.2	56.1
19/09/2024	17:17	58.3		59.6	56.5
19/09/2024	17:22	58.3		59.8	56.5
19/09/2024	17:27	57.7		58.7	56.0
19/09/2024	17:32	59.1	58.1	61.4	56.2
19/09/2024	17:37	58.2		60.2	56.1
19/09/2024	17:42	57.7		59.1	56.1
19/09/2024	17:47	57.5		58.7	55.9
19/09/2024	17:52	57.4		58.7	56.0
19/09/2024	17:57	57.3		59.4	55.3
19/09/2024	18:02	56.2	57.2	56.9	55.0
19/09/2024	18:07	59.4		63.1	54.0
19/09/2024	18:12	55.2		56.4	53.7
19/09/2024	18:17	56.8		57.9	55.5
19/09/2024	18:22	57.2		58.4	55.4
19/09/2024	18:27	55.8		57.6	53.6
19/09/2024	18:32	54.7	55.8	56.9	52.5
19/09/2024	18:37	54.5		56.4	52.7
19/09/2024	18:42	56.5		58.4	53.3
19/09/2024	18:47	55.3		57.5	52.7
19/09/2024	18:52	53.8		55.1	51.4
19/09/2024	18:57	52.6		53.5	51.4
		Mean	56.2		
		Maximum	60.1		
		Minimum	48.8		

Date	Start Time	Leq (5mins)	Leq (30mins)	L10 (5mins)	L90 (5mins)
20/09/2024	7:02	48.9		49.5	47.5
20/09/2024	7:07	48.6		50.2	46.9
20/09/2024	7:12	52.1	50.6	55.5	47.8
20/09/2024	7:17	52.9		55.6	48.9
20/09/2024	7:22	50.1		52.3	48.2
20/09/2024	7:27	49.1		50.5	47.9
20/09/2024	7:32	50.8		51.8	47.5
20/09/2024	7:37	51.5		58.5	46.6
20/09/2024	7:42	61.3	58.0	65.6	47.1
20/09/2024	7:47	59.1		63.8	48.2
20/09/2024	7:52	58.5		63.1	49.3
20/09/2024	7:57	58.2		62.3	47.9
20/09/2024	8:02	55.2		58.9	44.8
20/09/2024	8:07	49.7		51.0	44.0
20/09/2024	8:12	51.7	52.0	55.7	44.6
20/09/2024	8:17	51.7		56.3	42.7
20/09/2024	8:22	51.1		53.8	44.0
20/09/2024	8:27	50.2		52.1	43.5
20/09/2024	8:32	50.9		52.9	43.2
20/09/2024	8:37	50.4		52.3	42.3
20/09/2024	8:42	49.3	49.7	52.8	42.8
20/09/2024	8:47	49.5		51.4	41.9
20/09/2024	8:52	49.0		51.3	43.6
20/09/2024	8:57	48.9		50.6	44.4
20/09/2024	9:02	51.5		57.0	43.5
20/09/2024	9:07	48.4		51.9	43.6
20/09/2024	9:12	57.4	52.4	59.5	44.4
20/09/2024	9:17	49.7		54.7	43.2
20/09/2024	9:22	47.9		50.3	43.3
20/09/2024	9:27	51.0		53.5	43.9
20/09/2024	9:32	51.1		55.5	44.4
20/09/2024	9:37	49.4		53.1	43.5
20/09/2024	9:42	50.5	50.3	52.9	44.8
20/09/2024	9:47	50.3		52.5	45.6
20/09/2024	9:52	48.8		50.3	43.8
20/09/2024	9:57	51.4		53.8	45.0
20/09/2024	10:02	52.0		55.2	47.1
20/09/2024	10:07	49.4		52.2	46.2
20/09/2024	10:12	50.1	51.6	51.7	47.4
20/09/2024	10:17	51.9		53.6	48.6
20/09/2024	10:22	51.7		52.8	49.1
20/09/2024	10:27	53.3		55.4	48.9
20/09/2024	10:32	53.0		55.0	50.5
20/09/2024	10:37	54.9		56.7	52.7
20/09/2024	10:42	56.6	55.8	58.9	54.3
20/09/2024	10:47	56.7		58.4	54.9
20/09/2024	10:52	56.7		57.7	55.3
20/09/2024	10:57	55.5		57.0	54.0
20/09/2024	11:02	54.8		55.9	53.7
20/09/2024	11:07	54.9		56.1	53.4
20/09/2024	11:12	56.1	57.1	57.3	54.9
20/09/2024	11:17	57.6		59.9	54.5
20/09/2024	11:22	58.7		61.2	55.3
20/09/2024	11:27	58.9		60.5	55.8
20/09/2024	11:32	57.1		58.5	55.2
20/09/2024	11:37	59.1		61.3	55.8
20/09/2024	11:42	57.3	58.1	59.0	55.3
20/09/2024	11:47	57.8		59.5	55.7
20/09/2024	11:52	59.1		60.9	56.0
20/09/2024	11:57	57.7		62.5	56.8
20/09/2024	12:02	58.7		61.3	53.9
20/09/2024	12:07	59.4		62.6	54.2
20/09/2024	12:12	56.3	57.8	58.2	53.6
20/09/2024	12:17	55.4		56.9	53.5
20/09/2024	12:22	58.8		60.6	55.9
20/09/2024	12:27	56.6		58.5	53.6
20/09/2024	12:32	57.6		60.7	53.6
20/09/2024	12:37	57.5		60.2	53.1
20/09/2024	12:42	59.0	56.7	61.2	55.9
20/09/2024	12:47	56.6		58.3	53.5
20/09/2024	12:52	54.0		55.6	52.0
20/09/2024	12:57	52.8		54.1	51.4
20/09/2024	13:02	52.7		54.4	51.1
20/09/2024	13:07	52.8		54.6	51.2
20/09/2024	13:12	53.3	54.9	54.4	51.5
20/09/2024	13:17	56.1		60.1	51.7
20/09/2024	13:22	57.4		59.5	51.3
20/09/2024	13:27	55.1		58.2	51.2
20/09/2024	13:32	56.5		60.2	51.5
20/09/2024	13:37	55.0		57.0	51.3
20/09/2024	13:42	54.1	55.2	57.4	51.1
20/09/2024	13:47	55.2		59.0	50.9
20/09/2024	13:52	56.0		56.7	50.6
20/09/2024	13:57	53.8		57.0	50.0
20/09/2024	14:02	52.1		52.5	49.9
20/09/2024	14:07	51.6		52.9	49.8
20/09/2024	14:12	52.1	53.0	54.6	50.0
20/09/2024	14:17	51.8		53.2	50.0
20/09/2024	14:22	54.2		56.7	50.9
20/09/2024	14:27	55.0		56.6	52.2
20/09/2024	14:32	53.9		55.0	52.5
20/09/2024	14:37	57.8		60.2	53.7
20/09/2024	14:42	55.0	55.0	57.1	52.6
20/09/2024	14:47	53.9		55.0	52.6
20/09/2024	14:52	53.9		55.1	52.4
20/09/2024	14:57	53.7		55.0	52.2
20/09/2024	15:02	55.7		58.2	52.9
20/09/2024	15:07	57.0		59.0	54.5
20/09/2024	15:12	56.5	55.8	58.3	53.8
20/09/2024	15:17	54.4		55.8	52.8
20/09/2024	15:22	55.8		57.0	52.9
20/09/2024	15:27	54.6		56.2	53.0
20/09/2024	15:32	55.9		58.0	53.5
20/09/2024	15:37	55.1		56.4	53.5
20/09/2024	15:42	54.7	54.9	55.7	53.6
20/09/2024	15:47	54.2		55.3	53.1
20/09/2024	15:52	54.6		55.8	53.2
20/09/2024	15:57	54.8		55.5	53.4
20/09/2024	16:02	58.7		60.7	53.8
20/09/2024	16:07	59.2		62.7	54.4
20/09/2024	16:12	59.3	58.0	62.0	53.9
20/09/2024	16:17	55.9		56.6	53.4
20/09/2024	16:22	55.3		56.6	53.6
20/09/2024	16:27	57.8		59.6	53.7
20/09/2024	16:32	55.3		56.2	53.7
20/09/2024	16:37	59.4		60.3	53.6
20/09/2024	16:42	57.3	58.3	59.5	54.4
20/09/2024	16:47	59.9		63.8	54.7
20/09/2024	16:52	58.8		61.3	54.6
20/09/2024	16:57	57.5		59.9	54.7
20/09/2024	17:02	57.4		59.3	54.5
20/09/2024	17:07	57.5		59.9	54.5
20/09/2024	17:12	57.0	56.6	58.7	54.7
20/09/2024	17:17	56.5		58.3	54.7
20/09/2024	17:22	55.3		56.4	54.1
20/09/2024	17:27	55.1		56.0	54.1
20/09/2024	17:32	54.5		55.6	53.4
20/09/2024	17:37	55.0		56.1	53.7
20/09/2024	17:42	57.9	55.5	61.0	53.6
20/09/2024	17:47	54.9		55.9	52.9
20/09/2024	17:52	54.9		55.7	53.1
20/09/2024	17:57	54.6		55.8	53.5
20/09/2024	18:02	53.3		54.5	51.8
20/09/2024	18:07	52.2		53.0	51.3
20/09/2024	18:12	52.4	53.1	53.2	51.5
20/09/2024	18:17	51.8		52.9	50.7
20/09/2024	18:22	53.3		55.0	51.2
20/09/2024	18:27	55.0		57.4	51.6
20/09/2024	18:32	57.7		60.7	52.2
20/09/2024	18:37	55.0		57.2	53.0
20/09/2024	18:42	56.4	56.6	58.4	53.5
20/09/2024	18:47	59.2		60.6	57.3
20/09/2024	18:52	55.7		57.1	52.5
20/09/2024	18:57	53.2		55.1	51.6
		Mean	54.9		
		Maximum	58.3		
		Minimum	49.7		

Station: CM18

Date	Start Time	Leq (5mins)	Leq (30mins)	L10 (5mins)	L90 (5mins)
21/09/2024	7:02	53.4		55.1	50.9
21/09/2024	7:07	52.8		53.3	50.5
21/09/2024	7:12	52.6	52.5	54.6	50.4
21/09/2024	7:17	52.5		54.8	50.2
21/09/2024	7:22	51.0		52.6	49.9
21/09/2024	7:27	52.6		54.8	50.2
21/09/2024	7:32	53.6		55.1	50.3
21/09/2024	7:37	53.6		57.0	50.1
21/09/2024	7:42	51.9	53.1	54.5	49.4
21/09/2024	7:47	52.8		56.2	49.4
21/09/2024	7:52	54.1		56.6	50.1
21/09/2024	7:57	51.8		54.4	49.6
21/09/2024	8:02	51.6		53.6	49.5
21/09/2024	8:07	52.3		54.5	49.4
21/09/2024	8:12	51.4	51.9	53.0	49.2
21/09/2024	8:17	51.0		53.0	49.3
21/09/2024	8:22	52.0		54.1	49.5
21/09/2024	8:27	52.7		54.7	50.3
21/09/2024	8:32	52.7		54.8	49.8
21/09/2024	8:37	52.0		53.9	49.9
21/09/2024	8:42	51.9	54.4	53.4	49.3
21/09/2024	8:47	52.2		54.2	49.2
21/09/2024	8:52	56.3		56.9	49.3
21/09/2024	8:57	57.5		61.5	49.6
21/09/2024	9:02	59.3		61.1	51.5
21/09/2024	9:07	52.8		54.9	50.0
21/09/2024	9:12	51.8	56.4	53.3	49.8
21/09/2024	9:17	54.9		59.4	49.9
21/09/2024	9:22	59.0		62.5	51.4
21/09/2024	9:27	55.0		59.0	49.5
21/09/2024	9:32	54.3		55.8	49.4
21/09/2024	9:37	58.5		60.1	51.4
21/09/2024	9:42	60.6	61.1	62.8	51.4
21/09/2024	9:47	64.7		68.4	52.5
21/09/2024	9:52	63.6		68.2	52.4
21/09/2024	9:57	56.5		56.7	51.9
21/09/2024	10:02	53.6		55.5	51.4
21/09/2024	10:07	55.7		57.7	51.8
21/09/2024	10:12	61.6	63.1	65.0	52.8
21/09/2024	10:17	67.9		71.4	54.6
21/09/2024	10:22	65.6		68.6	54.1
21/09/2024	10:27	56.8		65.0	53.9
21/09/2024	10:32	58.9		60.8	53.7
21/09/2024	10:37	54.8		56.0	53.6
21/09/2024	10:42	58.9	62.4	60.2	55.4
21/09/2024	10:47	66.8		68.3	55.7
21/09/2024	10:52	64.3		68.5	56.0
21/09/2024	10:57	60.6		64.2	54.5
21/09/2024	11:02	60.2		63.5	54.7
21/09/2024	11:07	55.3		56.8	53.5
21/09/2024	11:12	68.2	62.2	71.6	53.9
21/09/2024	11:17	55.3		58.8	53.8
21/09/2024	11:22	58.9		59.1	54.5
21/09/2024	11:27	58.7		59.9	54.3
21/09/2024	11:32	59.7		63.0	53.4
21/09/2024	11:37	58.7		60.1	53.3
21/09/2024	11:42	53.5	56.7	54.7	52.4
21/09/2024	11:47	55.9		57.4	52.9
21/09/2024	11:52	55.8		57.9	51.5
21/09/2024	11:57	51.8		53.5	50.0
21/09/2024	12:02	55.6		57.1	51.0
21/09/2024	12:07	55.0		57.0	49.8
21/09/2024	12:12	56.2	56.2	57.4	50.8
21/09/2024	12:17	56.2		57.1	52.8
21/09/2024	12:22	57.0		57.5	49.4
21/09/2024	12:27	56.7		56.8	51.5
21/09/2024	12:32	52.8		54.2	51.3
21/09/2024	12:37	52.7		54.2	50.8
21/09/2024	12:42	56.8	54.0	57.3	56.2
21/09/2024	12:47	53.6		56.4	50.3
21/09/2024	12:52	52.4		54.3	50.4
21/09/2024	12:57	53.9		56.9	50.6
21/09/2024	13:02	57.8		58.4	56.7
21/09/2024	13:07	55.6		59.5	53.2
21/09/2024	13:12	57.5	56.8	59.3	54.9
21/09/2024	13:17	57.0		58.3	54.7
21/09/2024	13:22	57.4		58.3	55.0
21/09/2024	13:27	55.1		56.2	53.9
21/09/2024	13:32	55.8		57.6	53.2
21/09/2024	13:37	57.5		58.5	53.4
21/09/2024	13:42	57.7	57.8	58.2	54.0
21/09/2024	13:47	58.7		61.1	53.8
21/09/2024	13:52	58.1		59.4	57.1
21/09/2024	13:57	58.6		62.6	52.7
21/09/2024	14:02	59.0		60.5	53.6
21/09/2024	14:07	56.5		58.2	53.8
21/09/2024	14:12	56.4	57.4	59.3	53.5
21/09/2024	14:17	54.4		55.6	53.1
21/09/2024	14:22	56.7		57.1	53.0
21/09/2024	14:27	59.5		60.5	53.5
21/09/2024	14:32	56.0		57.2	54.1
21/09/2024	14:37	58.6		59.0	54.9
21/09/2024	14:42	62.3	60.4	63.2	57.6
21/09/2024	14:47	58.7		60.1	56.3
21/09/2024	14:52	58.8		61.4	55.1
21/09/2024	14:57	63.4		63.5	55.2
21/09/2024	15:02	60.2		61.7	55.8
21/09/2024	15:07	58.7		61.3	55.4
21/09/2024	15:12	59.5	59.3	61.0	58.3
21/09/2024	15:17	59.3		61.4	56.1
21/09/2024	15:22	58.1		60.6	55.4
21/09/2024	15:27	59.9		61.0	58.4
21/09/2024	15:32	60.0		60.5	57.5
21/09/2024	15:37	58.4		58.8	56.2
21/09/2024	15:42	64.8	60.7	69.9	59.5
21/09/2024	15:47	59.1		60.8	57.4
21/09/2024	15:52	59.0		60.4	56.6
21/09/2024	15:57	59.0		60.3	55.8
21/09/2024	16:02	56.5		57.2	54.8
21/09/2024	16:07	55.0		55.8	53.9
21/09/2024	16:12	57.3	56.9	58.0	54.4
21/09/2024	16:17	56.3		57.9	54.0
21/09/2024	16:22	55.6		56.9	53.9
21/09/2024	16:27	59.2		60.7	56.4
21/09/2024	16:32	59.7		60.7	57.9
21/09/2024	16:37	59.5		61.9	56.3
21/09/2024	16:42	59.5	59.6	61.0	57.7
21/09/2024	16:47	60.8		62.6	58.8
21/09/2024	16:52	59.3		61.4	56.5
21/09/2024	16:57	58.6		59.8	57.1
21/09/2024	17:02	59.2		61.3	56.8
21/09/2024	17:07	60.2		61.4	59.2
21/09/2024	17:12	57.3	59.6	57.8	56.7
21/09/2024	17:17	57.7		58.7	56.6
21/09/2024	17:22	62.0		63.3	57.3
21/09/2024	17:27	59.2		61.5	56.0
21/09/2024	17:32	56.0		56.6	55.2
21/09/2024	17:37	59.4		62.1	55.7
21/09/2024	17:42	59.8	58.3	60.6	58.7
21/09/2024	17:47	58.5		60.6	55.2
21/09/2024	17:52	57.5		58.3	54.7
21/09/2024	17:57	57.2		58.5	55.3
21/09/2024	18:02	58.3		60.1	55.3
21/09/2024	18:07	56.5		58.1	53.2
21/09/2024	18:12	55.5	55.6	57.5	52.6
21/09/2024	18:17	56.2		57.4	51.8
21/09/2024	18:22	51.9		53.0	50.6
21/09/2024	18:27	51.8		52.5	50.4
21/09/2024	18:32	55.4		56.4	51.5
21/09/2024	18:37	52.7		55.7	45.5
21/09/2024	18:42	47.0	52.9	48.4	45.7
21/09/2024	18:47	49.1		50.6	47.2
21/09/2024	18:52	55.1		56.0	48.6
21/09/2024	18:57	52.3		55.6	45.6
		Mean	57.5		
		Maximum	63.1		
		Minimum	51.9		

Date	Start Time	Leq (5mins)	Leq (30mins)	L10 (5mins)	L90 (5mins)
22/09/2024	7:02	55.2		55.9	54.5
22/09/2024	7:07	54.2		57.5	44.9
22/09/2024	7:12	55.7	54.4	56.0	55.2
22/09/2024	7:17	52.4		56.1	43.5
22/09/2024	7:22	55.8		57.2	55.1
22/09/2024	7:27	50.9		55.6	43.5
22/09/2024	7:32	48.8		54.4	42.6
22/09/2024	7:37	55.3		55.5	55.0
22/09/2024	7:42	52.0	52.8	55.9	43.0
22/09/2024	7:47	46.4		48.8	41.9
22/09/2024	7:52	53.9		56.1	44.9
22/09/2024	7:57	54.5		55.9	48.3
22/09/2024	8:02	48.3		50.5	45.9
22/09/2024	8:07	50.8		55.3	43.3
22/09/2024	8:12	55.4	56.6	56.2	55.1
22/09/2024	8:17	47.3		49.3	44.5
22/09/2024	8:22	56.0		57.1	55.2
22/09/2024	8:27	62.5		64.1	48.1
22/09/2024	8:32	57.8		58.9	55.5
22/09/2024	8:37	56.3		59.3	49.5
22/09/2024	8:42	57.0	57.0	60.1	52.1
22/09/2024	8:47	57.5		58.7	56.4
22/09/2024	8:52	56.8		59.0	53.8
22/09/2024	8:57	56.7		57.5	55.6
22/09/2024	9:02	57.6		59.1	55.6
22/09/2024	9:07	58.4		59.4	55.9
22/09/2024	9:12	56.1	58.0	57.5	54.6
22/09/2024	9:17	56.2		57.3	54.9
22/09/2024	9:22	59.3		60.5	57.7
22/09/2024	9:27	59.1		60.6	56.2
22/09/2024	9:32	57.7		58.9	56.0
22/09/2024	9:37	58.0		59.2	56.6
22/09/2024	9:42	59.3	57.9	60.1	58.5
22/09/2024	9:47	57.4		58.6	56.4
22/09/2024	9:52	56.7		57.5	55.9
22/09/2024	9:57	58.0		59.8	55.9
22/09/2024	10:02	58.6		59.8	56.3
22/09/2024	10:07	57.5		58.6	56.1
22/09/2024	10:12	58.2	59.5	61.2	56.0
22/09/2024	10:17	62.0		65.5	58.1
22/09/2024	10:22	61.1		65.1	55.1
22/09/2024	10:27	56.8		58.7	53.7
22/09/2024	10:32	56.4		58.0	53.7
22/09/2024	10:37	57.8		58.8	56.9
22/09/2024	10:42	58.7	56.7	60.2	53.8
22/09/2024	10:47	55.1		56.5	53.4
22/09/2024	10:52	55.7		57.2	53.9
22/09/2024	10:57	55.2		57.2	53.2
22/09/2024	11:02	54.7		56.6	52.2
22/09/2024	11:07	52.7		54.5	50.6
22/09/2024	11:12	53.0	52.2	55.0	50.3
22/09/2024	11:17	50.6		52.4	48.5
22/09/2024	11:22	50.6		52.6	48.0
22/09/2024	11:27	49.6		50.9	48.0
22/09/2024	11:32	48.4		49.3	47.2
22/09/2024	11:37	49.5		50.8	47.5
22/09/2024	11:42	49.7	49.1	51.2	48.2
22/09/2024	11:47	49.1		50.4	47.5
22/09/2024	11:52	48.7		50.2	47.2
22/09/2024	11:57	49.2		50.6	47.3
22/09/2024	12:02	50.0		51.5	48.4
22/09/2024	12:07	51.5		52.5	48.3
22/09/2024	12:12	51.2	53.3	54.1	47.4
22/09/2024	12:17	55.3		59.0	48.1
22/09/2024	12:22	53.8		56.2	50.5
22/09/2024	12:27	55.2		58.9	48.4
22/09/2024	12:32	50.3		51.8	48.7
22/09/2024	12:37	52.2		54.0	50.1
22/09/2024	12:42	53.0	54.6	54.5	51.2
22/09/2024	12:47	55.2		57.1	53.2
22/09/2024	12:52	56.5		57.9	53.7
22/09/2024	12:57	56.7		58.8	54.0
22/09/2024	13:02	56.1		58.3	52.3
22/09/2024	13:07	54.0		55.5	51.9
22/09/2024	13:12	57.1	55.6	59.1	53.5
22/09/2024	13:17	56.0		58.0	53.1
22/09/2024	13:22	53.9		55.9	51.5
22/09/2024	13:27	55.8		57.8	51.7
22/09/2024	13:32	58.0		59.9	55.5
22/09/2024	13:37	57.8		60.0	53.1
22/09/2024	13:42	54.8	57.0	56.9	52.1
22/09/2024	13:47	57.4		60.5	52.2
22/09/2024	13:52	56.2		58.0	54.1
22/09/2024	13:57	56.9		58.6	54.3
22/09/2024	14:02	55.4		57.1	52.8
22/09/2024	14:07	56.2		57.9	54.4
22/09/2024	14:12	55.3	55.5	56.9	53.2
22/09/2024	14:17	54.7		55.9	51.9
22/09/2024	14:22	56.5		59.1	52.9
22/09/2024	14:27	54.5		55.9	52.8
22/09/2024	14:32	56.5		59.1	52.8
22/09/2024	14:37	60.1		61.7	57.9
22/09/2024	14:42	58.9	59.3	60.8	54.3
22/09/2024	14:47	60.7		62.8	55.2
22/09/2024	14:52	60.1		60.4	52.8
22/09/2024	14:57	58.2		59.8	52.9
22/09/2024	15:02	55.3		57.4	52.9
22/09/2024	15:07	54.9		56.3	53.1
22/09/2024	15:12	56.0	55.3	57.6	54.0
22/09/2024	15:17	55.7		57.4	53.6
22/09/2024	15:22	55.3		56.7	53.5
22/09/2024	15:27	54.7		56.2	53.2
22/09/2024	15:32	54.7		56.0	53.2
22/09/2024	15:37	54.5		55.9	52.5
22/09/2024	15:42	54.9	54.7	56.5	52.4
22/09/2024	15:47	53.8		55.2	51.5
22/09/2024	15:52	54.8		56.2	53.0
22/09/2024	15:57	55.4		57.4	53.3
22/09/2024	16:02	55.3		56.7	53.4
22/09/2024	16:07	54.6		56.9	50.9
22/09/2024	16:12	53.0	54.3	54.7	50.6
22/09/2024	16:17	50.9		53.0	48.7
22/09/2024	16:22	54.8		57.6	50.7
22/09/2024	16:27	55.6		57.3	53.5
22/09/2024	16:32	55.7		60.3	48.3
22/09/2024	16:37	55.0		59.8	47.8
22/09/2024	16:42	49.1	52.6	50.4	47.5
22/09/2024	16:47	49.8		51.2	48.2
22/09/2024	16:52	50.8		52.4	48.9
22/09/2024	16:57	49.9		51.1	46.8
22/09/2024	17:02	48.7		50.4	46.3
22/09/2024	17:07	54.6		57.2	46.7
22/09/2024	17:12	59.4	54.1	60.6	48.9
22/09/2024	17:17	51.5		53.7	46.5
22/09/2024	17:22	48.8		50.0	46.1
22/09/2024	17:27	49.3		51.5	46.2
22/09/2024	17:32	49.5		51.3	47.2
22/09/2024	17:37	47.7		49.0	46.0
22/09/2024	17:42	50.1	50.3	52.7	47.6
22/09/2024	17:47	50.6		52.2	48.6
22/09/2024	17:52	50.7		52.6	48.6
22/09/2024	17:57	52.2		54.0	49.6
22/09/2024	18:02	52.9		54.5	51.1
22/09/2024	18:07	52.7		53.8	50.8
22/09/2024	18:12	51.7	52.4	52.9	50.3
22/09/2024	18:17	52.6		54.4	50.4
22/09/2024	18:22	53.0		54.3	51.1
22/09/2024	18:27	51.5		52.9	49.6
22/09/2024	18:32	51.3		52.8	49.4
22/09/2024	18:37	51.2		52.5	49.4
22/09/2024	18:42	51.4	50.7	53.1	49.1
22/09/2024	18:47	50.9		52.7	48.6
22/09/2024	18:52	49.5		51.1	47.4
22/09/2024	18:57	49.8		51.4	48.0
		Mean	54.8		
		Maximum	59.5		
		Minimum	49.1		

Station: CM18

Date	Start Time	Leq (5mins)	Leq (30mins)	L10 (5mins)	L90 (5mins)
23/09/2024	7:02	50.9		53.6	47.3
23/09/2024	7:07	49.1		50.7	46.1
23/09/2024	7:12	47.8	49.1	50.0	44.9
23/09/2024	7:17	48.7		51.3	45.3
23/09/2024	7:22	49.3		51.3	45.9
23/09/2024	7:27	48.1		49.8	46.2
23/09/2024	7:32	47.6		49.8	44.7
23/09/2024	7:37	48.1		50.6	45.5
23/09/2024	7:42	50.6	50.5	54.4	46.0
23/09/2024	7:47	50.6		54.1	46.7
23/09/2024	7:52	50.8		52.8	48.1
23/09/2024	7:57	52.9		55.7	49.1
23/09/2024	8:02	56.4		60.0	49.5
23/09/2024	8:07	49.5		51.1	47.5
23/09/2024	8:12	51.5	54.7	53.7	48.8
23/09/2024	8:17	54.4		57.2	51.0
23/09/2024	8:22	55.7		57.5	52.7
23/09/2024	8:27	56.7		57.7	54.5
23/09/2024	8:32	57.2		59.3	54.3
23/09/2024	8:37	56.3		58.0	53.9
23/09/2024	8:42	56.5	56.8	58.1	54.3
23/09/2024	8:47	56.2		58.6	53.6
23/09/2024	8:52	56.9		59.3	52.8
23/09/2024	8:57	57.6		59.4	55.3
23/09/2024	9:02	59.9		61.5	57.8
23/09/2024	9:07	57.6		59.2	55.6
23/09/2024	9:12	58.6	58.7	59.8	56.9
23/09/2024	9:17	58.9		60.2	56.3
23/09/2024	9:22	58.7		60.7	56.5
23/09/2024	9:27	58.3		59.4	56.4
23/09/2024	9:32	58.6		59.9	56.9
23/09/2024	9:37	58.7		60.8	56.2
23/09/2024	9:42	59.4	59.8	60.5	58.0
23/09/2024	9:47	60.1		61.8	57.9
23/09/2024	9:52	60.7		62.4	58.6
23/09/2024	9:57	60.9		63.1	58.1
23/09/2024	10:02	59.7		61.1	58.0
23/09/2024	10:07	56.9		57.7	53.5
23/09/2024	10:12	55.2	57.2	56.5	53.7
23/09/2024	10:17	56.1		58.1	53.9
23/09/2024	10:22	56.7		58.2	54.1
23/09/2024	10:27	56.9		58.6	54.3
23/09/2024	10:32	56.4		58.4	54.0
23/09/2024	10:37	57.3		60.2	53.8
23/09/2024	10:42	55.3	55.7	56.7	53.6
23/09/2024	10:47	54.9		56.7	52.8
23/09/2024	10:52	54.4		55.3	52.6
23/09/2024	10:57	55.0		57.5	52.7
23/09/2024	11:02	54.5		56.0	52.6
23/09/2024	11:07	53.5		55.1	51.9
23/09/2024	11:12	54.5	54.2	56.2	52.4
23/09/2024	11:17	53.7		55.3	52.0
23/09/2024	11:22	54.1		55.8	52.2
23/09/2024	11:27	54.5		56.3	52.3
23/09/2024	11:32	54.4		56.1	52.5
23/09/2024	11:37	53.9		55.4	52.1
23/09/2024	11:42	53.9	54.2	55.2	52.2
23/09/2024	11:47	53.4		54.5	51.9
23/09/2024	11:52	54.7		56.1	52.9
23/09/2024	11:57	54.6		56.1	52.5
23/09/2024	12:02	55.5		57.4	52.7
23/09/2024	12:07	57.3		59.8	54.1
23/09/2024	12:12	56.7	56.2	58.7	52.7
23/09/2024	12:17	56.0		56.8	52.7
23/09/2024	12:22	56.2		57.4	53.3
23/09/2024	12:27	54.9		56.4	53.3
23/09/2024	12:32	54.9		56.6	53.1
23/09/2024	12:37	55.9		57.5	54.2
23/09/2024	12:42	57.6	56.1	59.6	54.7
23/09/2024	12:47	56.3		58.5	54.2
23/09/2024	12:52	55.3		56.6	53.9
23/09/2024	12:57	55.9		57.2	54.0
23/09/2024	13:02	56.3		58.0	54.5
23/09/2024	13:07	56.1		57.8	53.5
23/09/2024	13:12	55.8	55.9	57.0	53.6
23/09/2024	13:17	56.2		57.4	54.7
23/09/2024	13:22	56.4		57.8	54.7
23/09/2024	13:27	54.6		56.3	52.8
23/09/2024	13:32	55.0		56.8	52.9
23/09/2024	13:37	56.3		57.9	54.0
23/09/2024	13:42	56.0	55.9	58.7	53.1
23/09/2024	13:47	56.5		58.8	53.6
23/09/2024	13:52	55.8		57.3	53.7
23/09/2024	13:57	55.5		56.8	53.3
23/09/2024	14:02	55.9		56.4	53.5
23/09/2024	14:07	61.0		63.2	54.0
23/09/2024	14:12	57.5	58.2	58.4	53.9
23/09/2024	14:17	59.3		62.4	54.4
23/09/2024	14:22	56.4		58.0	54.7
23/09/2024	14:27	56.7		58.2	54.9
23/09/2024	14:32	56.9		58.3	54.6
23/09/2024	14:37	56.1		58.1	53.4
23/09/2024	14:42	55.9	56.5	57.5	53.5
23/09/2024	14:47	55.4		57.0	53.7
23/09/2024	14:52	57.9		60.9	54.2
23/09/2024	14:57	56.2		57.8	53.4
23/09/2024	15:02	57.1		58.9	54.6
23/09/2024	15:07	57.3		59.1	54.5
23/09/2024	15:12	57.4	56.9	59.5	54.8
23/09/2024	15:17	58.1		59.9	54.6
23/09/2024	15:22	55.3		56.6	53.4
23/09/2024	15:27	55.5		57.1	53.4
23/09/2024	15:32	53.7		54.8	52.6
23/09/2024	15:37	54.4		55.7	53.1
23/09/2024	15:42	54.3	54.7	55.3	53.0
23/09/2024	15:47	55.4		56.6	53.7
23/09/2024	15:52	55.4		56.9	53.6
23/09/2024	15:57	54.5		56.4	52.5
23/09/2024	16:02	54.2		54.9	52.0
23/09/2024	16:07	55.8		58.6	52.2
23/09/2024	16:12	54.5	54.6	55.8	53.1
23/09/2024	16:17	54.1		56.1	52.2
23/09/2024	16:22	54.2		55.8	52.2
23/09/2024	16:27	54.4		55.1	52.1
23/09/2024	16:32	57.5		60.9	52.8
23/09/2024	16:37	57.1		60.0	53.1
23/09/2024	16:42	55.1	55.2	57.6	52.2
23/09/2024	16:47	53.3		54.5	51.7
23/09/2024	16:52	52.7		54.1	51.1
23/09/2024	16:57	52.8		54.3	51.5
23/09/2024	17:02	53.2		54.5	51.5
23/09/2024	17:07	52.1		53.4	50.9
23/09/2024	17:12	53.2	53.3	54.8	51.5
23/09/2024	17:17	55.3		57.9	51.8
23/09/2024	17:22	52.8		54.0	51.3
23/09/2024	17:27	52.5		53.7	51.0
23/09/2024	17:32	53.4		55.3	51.1
23/09/2024	17:37	52.1		53.2	51.0
23/09/2024	17:42	52.8	53.9	54.0	51.4
23/09/2024	17:47	54.6		56.5	52.8
23/09/2024	17:52	54.7		56.1	53.0
23/09/2024	17:57	54.9		57.0	52.8
23/09/2024	18:02	54.4		55.8	53.2
23/09/2024	18:07	54.2		55.8	52.8
23/09/2024	18:12	54.5	54.2	55.9	53.0
23/09/2024	18:17	54.1		55.4	52.7
23/09/2024	18:22	54.2		55.7	52.7
23/09/2024	18:27	53.8		55.1	52.4
23/09/2024	18:32	53.2		54.7	52.1
23/09/2024	18:37	53.3		54.7	52.0
23/09/2024	18:42	56.7	54.5	59.9	51.9
23/09/2024	18:47	55.1		56.3	51.6
23/09/2024	18:52	53.3		54.6	51.9
23/09/2024	18:57	54.4		56.8	52.1
		Mean	55.3		
		Maximum	59.8		
		Minimum	49.1		

Date	Start Time	Leq (5mins)	Leq (30mins)	L10 (5mins)	L90 (5mins)
24/09/2024	7:02	56.5		57.9	50.7
24/09/2024	7:07	55.5		58.9	50.8
24/09/2024	7:12	56.5	56.1	60.3	51.1
24/09/2024	7:17	53.1		55.4	51.0
24/09/2024	7:22	57.3		59.0	52.1
24/09/2024	7:27	56.7		58.4	52.1
24/09/2024	7:32	57.3		60.6	51.8
24/09/2024	7:37	55.7		58.1	51.8
24/09/2024	7:42	57.3	57.4	60.5	52.4
24/09/2024	7:47	58.8		60.4	52.3
24/09/2024	7:52	56.8		59.6	52.3
24/09/2024	7:57	57.8		60.9	52.2
24/09/2024	8:02	56.3		58.8	52.5
24/09/2024	8:07	57.5		59.9	52.7
24/09/2024	8:12	59.8	58.3	63.0	54.7
24/09/2024	8:17	57.5		59.8	54.7
24/09/2024	8:22	57.8		59.4	54.0
24/09/2024	8:27	59.6		62.1	55.9
24/09/2024	8:32	60.4		63.7	55.0
24/09/2024	8:37	57.9		60.7	54.2
24/09/2024	8:42	57.4	60.0	59.5	54.7
24/09/2024	8:47	61.9		64.1	57.4
24/09/2024	8:52	60.6		63.7	55.0
24/09/2024	8:57	60.3		61.3	55.9
24/09/2024	9:02	62.9		65.5	55.3
24/09/2024	9:07	59.6		61.8	56.1
24/09/2024	9:12	59.0	61.6	62.0	55.7
24/09/2024	9:17	63.4		65.7	55.8
24/09/2024	9:22	63.0		65.4	55.6
24/09/2024	9:27	59.7		61.3	57.4
24/09/2024	9:32	62.1		66.0	58.6
24/09/2024	9:37	62.2		64.0	57.1
24/09/2024	9:42	60.1	62.6	60.2	56.7
24/09/2024	9:47	63.9		66.0	57.3
24/09/2024	9:52	64.0		66.3	56.6
24/09/2024	9:57	62.0		65.5	57.3
24/09/2024	10:02	64.2		67.7	59.0
24/09/2024	10:07	61.6		65.0	56.7
24/09/2024	10:12	58.2	60.6	60.4	55.5
24/09/2024	10:17	59.0		61.2	55.8
24/09/2024	10:22	58.5		60.1	56.7
24/09/2024	10:27	57.7		59.0	56.4
24/09/2024	10:32	57.0		58.2	55.6
24/09/2024	10:37	60.4		65.1	56.2
24/09/2024	10:42	66.3	61.9	66.7	65.7
24/09/2024	10:47	60.4		62.8	57.6
24/09/2024	10:52	60.2		62.0	57.9
24/09/2024	10:57	61.0		62.8	58.3
24/09/2024	11:02	61.3		62.6	59.6
24/09/2024	11:07	62.2		63.7	60.1
24/09/2024	11:12	62.5	63.4	65.9	59.3
24/09/2024	11:17	66.5		67.0	65.9
24/09/2024	11:22	60.2		61.5	58.6
24/09/2024	11:27	64.6		69.0	59.3
24/09/2024	11:32	69.1		71.0	66.0
24/09/2024	11:37	63.5		66.3	59.2
24/09/2024	11:42	66.4	68.9	70.2	59.3
24/09/2024	11:47	70.1		72.1	67.4
24/09/2024	11:52	72.1		74.2	69.4
24/09/2024	11:57	67.3		70.9	61.2
24/09/2024	12:02	65.7		67.7	60.1
24/09/2024	12:07	66.0		68.1	62.9
24/09/2024	12:12	64.9	65.3	66.4	61.4
24/09/2024	12:17	65.6		69.4	59.9
24/09/2024	12:22	64.6		68.6	59.4
24/09/2024	12:27	64.6		68.2	59.7
24/09/2024	12:32	60.6		61.7	59.2
24/09/2024	12:37	61.8		62.6	59.0
24/09/2024	12:42	64.7	67.8	65.7	58.9
24/09/2024	12:47	62.0		63.1	59.2
24/09/2024	12:52	72.1		75.1	68.3
24/09/2024	12:57	71.0		73.0	62.2
24/09/2024	13:02	70.9		73.2	61.3
24/09/2024	13:07	71.1		74.1	60.9
24/09/2024	13:12	67.8	67.9	69.4	60.6
24/09/2024	13:17	60.9		62.1	59.5
24/09/2024	13:22	64.7		69.0	59.1
24/09/2024	13:27	61.4		62.7	59.6
24/09/2024	13:32	61.5		62.5	59.8
24/09/2024	13:37	61.8		63.3	59.9
24/09/2024	13:42	61.2	61.1	62.7	59.4
24/09/2024	13:47	61.7		62.9	59.7
24/09/2024	13:52	60.1		61.4	58.6
24/09/2024	13:57	60.2		61.3	58.6
24/09/2024	14:02	60.4		61.8	58.8
24/09/2024	14:07	61.5		63.0	59.8
24/09/2024	14:12	60.8	61.1	62.1	59.5
24/09/2024	14:17	60.7		62.1	59.3
24/09/2024	14:22	61.3		62.5	59.8
24/09/2024	14:27	61.5		62.9	59.8
24/09/2024	14:32	61.1		62.9	58.8
24/09/2024	14:37	62.3		65.0	58.5
24/09/2024	14:42	68.0	63.8	70.3	61.5
24/09/2024	14:47	65.0		69.1	58.9
24/09/2024	14:52	60.5		61.9	57.9
24/09/2024	14:57	59.5		61.2	57.8
24/09/2024	15:02	58.3		59.4	57.2
24/09/2024	15:07	58.4		59.7	57.1
24/09/2024	15:12	58.7	58.4	60.2	57.2
24/09/2024	15:17	58.6		60.4	56.8
24/09/2024	15:22	58.5		61.2	56.3
24/09/2024	15:27	57.5		58.8	56.2
24/09/2024	15:32	58.1		58.9	57.1
24/09/2024	15:37	57.4		58.5	55.9
24/09/2024	15:42	59.8	60.6	60.9	56.5
24/09/2024	15:47	63.6		64.8	58.0
24/09/2024	15:52	60.8		62.3	56.5
24/09/2024	15:57	61.1		62.0	57.8
24/09/2024	16:02	61.1		62.7	59.2
24/09/2024	16:07	60.7		62.0	59.3
24/09/2024	16:12	60.8	62.0	62.5	58.9
24/09/2024	16:17	62.7		64.4	60.6
24/09/2024	16:22	62.9		64.7	60.5
24/09/2024	16:27	63.1		64.9	60.6
24/09/2024	16:32	63.5		65.2	61.2
24/09/2024	16:37	63.1		64.2	61.4
24/09/2024	16:42	63.1	62.9	64.8	61.2
24/09/2024	16:47	63.1		64.7	61.1
24/09/2024	16:52	62.4		64.1	60.6
24/09/2024	16:57	62.3		63.5	60.5
24/09/2024	17:02	61.5		63.5	58.8
24/09/2024	17:07	61.7		63.6	59.2
24/09/2024	17:12	61.3	62.2	62.9	58.6
24/09/2024	17:17	61.5		63.3	59.2
24/09/2024	17:22	62.8		64.5	60.5
24/09/2024	17:27	63.7		65.7	61.1
24/09/2024	17:32	64.1		66.1	62.0
24/09/2024	17:37	64.6		66.2	61.9
24/09/2024	17:42	64.1	63.7	66.3	61.2
24/09/2024	17:47	64.3		66.3	61.3
24/09/2024	17:52	62.6		64.9	59.1
24/09/2024	17:57	62.1		64.2	59.6
24/09/2024	18:02	63.3		64.8	60.2
24/09/2024	18:07	62.0		64.0	59.4
24/09/2024	18:12	62.4	62.5	64.5	59.9
24/09/2024	18:17	62.3		64.1	59.8
24/09/2024	18:22	62.8		64.4	60.6
24/09/2024	18:27	62.1		63.5	60.4
24/09/2024	18:32	63.9		65.6	61.9
24/09/2024	18:37	63.4		65.0	61.6
24/09/2024	18:42	63.7	63.1	65.3	61.7
24/09/2024	18:47	62.9		64.4	60.8
24/09/2024	18:52	62.5		64.0	60.3
24/09/2024	18:57	61.8		63.6	59.7
		Mean	62.2		
		Maximum	68.9		
		Minimum	56.1		

Station: CM18

Date	Start Time	Leq (5mins)	Leq (30mins)	L10 (5mins)	L90 (5mins)
25/09/2024	7:02	71.2		72.8	61.5
25/09/2024	7:07	69.5		73.8	60.7
25/09/2024	7:12	65.6	72.0	65.7	61.9
25/09/2024	7:17	73.8		76.6	63.2
25/09/2024	7:22	74.5		78.4	68.0
25/09/2024	7:27	72.1		75.4	63.9
25/09/2024	7:32	73.7		75.8	70.5
25/09/2024	7:37	72.7		76.0	62.3
25/09/2024	7:42	69.5	72.1	73.9	62.3
25/09/2024	7:47	69.1		69.4	62.5
25/09/2024	7:52	69.4		71.1	63.3
25/09/2024	7:57	74.8		77.9	62.9
25/09/2024	8:02	75.5		77.7	72.4
25/09/2024	8:07	73.9		76.1	69.2
25/09/2024	8:12	74.9	72.9	77.5	67.7
25/09/2024	8:17	69.2		69.8	64.5
25/09/2024	8:22	70.7		71.0	68.3
25/09/2024	8:27	67.9		68.9	64.7
25/09/2024	8:32	72.3		75.1	65.5
25/09/2024	8:37	76.8		78.8	71.1
25/09/2024	8:42	74.4	72.4	76.8	67.8
25/09/2024	8:47	65.7		68.5	62.7
25/09/2024	8:52	65.1		67.3	60.5
25/09/2024	8:57	65.8		67.2	60.5
25/09/2024	9:02	65.1		67.3	60.2
25/09/2024	9:07	62.2		63.9	58.7
25/09/2024	9:12	64.1	66.4	66.9	58.8
25/09/2024	9:17	66.6		66.7	58.8
25/09/2024	9:22	70.2		74.2	61.1
25/09/2024	9:27	65.6		68.2	57.1
25/09/2024	9:32	68.6		69.9	57.9
25/09/2024	9:37	65.7		67.8	55.8
25/09/2024	9:42	60.8	64.7	63.6	55.6
25/09/2024	9:47	62.9		64.8	56.7
25/09/2024	9:52	62.9		65.2	57.3
25/09/2024	9:57	62.6		63.2	54.6
25/09/2024	10:02	59.7		62.6	55.2
25/09/2024	10:07	60.9		64.1	55.3
25/09/2024	10:12	61.4	61.2	62.7	54.8
25/09/2024	10:17	62.7		64.9	55.7
25/09/2024	10:22	61.6		64.7	54.5
25/09/2024	10:27	60.5		64.3	53.6
25/09/2024	10:32	62.1		64.8	53.6
25/09/2024	10:37	62.1		62.3	53.1
25/09/2024	10:42	61.3	61.8	64.5	53.8
25/09/2024	10:47	62.5		65.3	53.7
25/09/2024	10:52	60.9		62.0	55.2
25/09/2024	10:57	62.0		65.3	56.4
25/09/2024	11:02	61.3		64.3	54.1
25/09/2024	11:07	62.7		66.0	54.9
25/09/2024	11:12	61.0	62.4	63.5	55.3
25/09/2024	11:17	64.0		64.4	55.7
25/09/2024	11:22	62.0		63.1	56.4
25/09/2024	11:27	62.6		64.7	56.6
25/09/2024	11:32	62.4		64.5	56.0
25/09/2024	11:37	62.2		64.2	55.6
25/09/2024	11:42	60.8	62.0	64.0	55.4
25/09/2024	11:47	62.7		64.4	54.8
25/09/2024	11:52	62.5		66.4	53.7
25/09/2024	11:57	61.1		63.5	53.6
25/09/2024	12:02	63.0		66.8	54.2
25/09/2024	12:07	60.0		63.7	54.1
25/09/2024	12:12	61.9	61.7	65.8	55.9
25/09/2024	12:17	64.1		65.7	52.6
25/09/2024	12:22	59.5		61.8	53.5
25/09/2024	12:27	59.2		62.7	53.0
25/09/2024	12:32	59.9		63.1	53.0
25/09/2024	12:37	64.0		67.6	53.1
25/09/2024	12:42	60.7	62.2	62.6	52.5
25/09/2024	12:47	64.1		67.3	51.5
25/09/2024	12:52	62.6		63.6	53.6
25/09/2024	12:57	59.4		61.8	55.9
25/09/2024	13:02	60.1		62.2	54.8
25/09/2024	13:07	60.4		63.7	52.8
25/09/2024	13:12	61.1	60.8	64.0	53.6
25/09/2024	13:17	62.8		65.6	52.8
25/09/2024	13:22	56.3		58.7	51.4
25/09/2024	13:27	61.5		64.7	52.5
25/09/2024	13:32	58.4		60.2	51.1
25/09/2024	13:37	59.2		61.3	51.8
25/09/2024	13:42	59.9	60.1	63.3	51.0
25/09/2024	13:47	59.0		62.3	52.9
25/09/2024	13:52	62.2		66.4	54.7
25/09/2024	13:57	60.7		63.3	54.6
25/09/2024	14:02	61.7		63.7	55.3
25/09/2024	14:07	60.6		64.1	53.4
25/09/2024	14:12	58.9	60.3	61.9	51.7
25/09/2024	14:17	57.4		60.5	51.0
25/09/2024	14:22	62.6		64.6	51.5
25/09/2024	14:27	58.3		61.3	51.6
25/09/2024	14:32	60.1		62.9	52.1
25/09/2024	14:37	59.7		62.9	50.2
25/09/2024	14:42	59.6	58.9	61.2	51.2
25/09/2024	14:47	56.4		58.6	50.5
25/09/2024	14:52	56.9		59.3	49.5
25/09/2024	14:57	59.5		63.3	50.7
25/09/2024	15:02	59.0		62.4	51.7
25/09/2024	15:07	58.7		62.0	52.8
25/09/2024	15:12	58.4	58.9	61.6	52.8
25/09/2024	15:17	58.5		61.2	51.1
25/09/2024	15:22	60.2		62.8	53.0
25/09/2024	15:27	58.1		61.3	52.0
25/09/2024	15:32	58.6		60.7	52.0
25/09/2024	15:37	59.2		61.4	53.3
25/09/2024	15:42	56.5	59.0	59.2	51.7
25/09/2024	15:47	60.7		62.2	51.5
25/09/2024	15:52	58.9		61.2	52.5
25/09/2024	15:57	59.1		60.6	51.3
25/09/2024	16:02	60.2		61.9	57.4
25/09/2024	16:07	59.5		61.0	56.9
25/09/2024	16:12	60.7	59.7	62.5	57.5
25/09/2024	16:17	59.9		61.1	51.4
25/09/2024	16:22	57.8		61.3	51.7
25/09/2024	16:27	59.4		62.8	52.3
25/09/2024	16:32	60.3		62.9	52.5
25/09/2024	16:37	60.7		63.7	52.1
25/09/2024	16:42	62.5	60.2	63.4	60.8
25/09/2024	16:47	59.4		62.5	52.8
25/09/2024	16:52	59.8		63.1	52.1
25/09/2024	16:57	56.8		58.5	52.5
25/09/2024	17:02	57.1		59.1	51.4
25/09/2024	17:07	57.2		58.9	51.1
25/09/2024	17:12	65.7	60.5	69.0	52.8
25/09/2024	17:17	58.9		60.3	51.4
25/09/2024	17:22	58.7		60.9	51.6
25/09/2024	17:27	56.5		59.4	51.8
25/09/2024	17:32	63.1		65.0	54.1
25/09/2024	17:37	59.1		60.6	51.4
25/09/2024	17:42	57.8	59.6	60.9	50.1
25/09/2024	17:47	58.4		61.4	51.9
25/09/2024	17:52	57.3		60.1	51.7
25/09/2024	17:57	59.1		62.5	52.0
25/09/2024	18:02	60.0		69.6	52.5
25/09/2024	18:07	57.7		59.5	52.6
25/09/2024	18:12	57.1	58.1	59.4	52.5
25/09/2024	18:17	57.9		60.7	51.0
25/09/2024	18:22	56.9		58.4	49.1
25/09/2024	18:27	58.3		60.7	50.9
25/09/2024	18:32	60.4		65.1	48.5
25/09/2024	18:37	57.6		61.8	48.2
25/09/2024	18:42	55.8	57.5	58.7	48.2
25/09/2024	18:47	56.0		57.1	49.1
25/09/2024	18:52	56.4		58.0	50.9
25/09/2024	18:57	57.0		59.3	51.5
		Mean	62.7		
		Maximum	72.9		
		Minimum	57.5		

Date	Start Time	Leq (5mins)	Leq (30mins)	L10 (5mins)	L90 (5mins)
26/09/2024	7:02	56.9		58.1	54.8
26/09/2024	7:07	57.5		60.6	52.9
26/09/2024	7:12	56.0	57.2	58.2	51.4
26/09/2024	7:17	56.9		60.2	51.4
26/09/2024	7:22	57.1		59.7	52.9
26/09/2024	7:27	58.2		61.5	53.9
26/09/2024	7:32	58.4		60.7	54.9
26/09/2024	7:37	59.1		61.6	54.8
26/09/2024	7:42	59.4	59.0	64.1	51.7
26/09/2024	7:47	58.8		62.3	53.0
26/09/2024	7:52	58.7		62.4	51.5
26/09/2024	7:57	59.3		62.3	54.2
26/09/2024	8:02	61.0		64.0	54.7
26/09/2024	8:07	59.1		61.5	54.3
26/09/2024	8:12	58.9	59.1	62.1	53.0
26/09/2024	8:17	59.6		61.8	52.7
26/09/2024	8:22	54.9		57.6	51.4
26/09/2024	8:27	58.8		60.9	53.6
26/09/2024	8:32	56.4		59.3	51.5
26/09/2024	8:37	57.1		59.7	51.8
26/09/2024	8:42	58.4	56.9	61.2	50.4
26/09/2024	8:47	55.0		57.7	50.8
26/09/2024	8:52	58.7		60.4	52.2
26/09/2024	8:57	54.2		56.5	50.6
26/09/2024	9:02	54.8		56.5	50.7
26/09/2024	9:07	56.7		59.0	50.4
26/09/2024	9:12	53.3	56.8	56.0	49.0
26/09/2024	9:17	58.0		62.8	52.0
26/09/2024	9:22	57.7		59.2	52.9
26/09/2024	9:27	58.1		62.1	53.5
26/09/2024	9:32	57.6		60.9	51.0
26/09/2024	9:37	53.4		55.4	49.8
26/09/2024	9:42	51.8	54.8	54.2	48.7
26/09/2024	9:47	55.1		57.2	48.3
26/09/2024	9:52	53.4		55.4	48.9
26/09/2024	9:57	55.2		58.2	49.4
26/09/2024	10:02	54.6		56.7	47.7
26/09/2024	10:07	53.2		55.0	49.5
26/09/2024	10:12	52.3	53.7	53.6	48.4
26/09/2024	10:17	52.5		54.0	49.2
26/09/2024	10:22	53.7		56.1	49.7
26/09/2024	10:27	55.2		58.0	50.4
26/09/2024	10:32	54.8		57.6	50.9
26/09/2024	10:37	55.6		58.6	51.4
26/09/2024	10:42	57.0	55.6	59.9	51.5
26/09/2024	10:47	56.8		58.2	52.4
26/09/2024	10:52	54.5		57.0	51.2
26/09/2024	10:57	53.8		56.0	50.6
26/09/2024	11:02	55.8		57.3	52.4
26/09/2024	11:07	52.6		54.1	50.4
26/09/2024	11:12	55.0	54.8	58.0	50.0
26/09/2024	11:17	56.4		59.9	51.2
26/09/2024	11:22	53.1		54.7	49.4
26/09/2024	11:27	54.5		56.9	50.6
26/09/2024	11:32	52.3		54.0	50.4
26/09/2024	11:37	56.7		59.5	51.5
26/09/2024	11:42	52.8	55.5	54.7	49.2
26/09/2024	11:47	54.8		57.6	51.2
26/09/2024	11:52	56.0		58.7	51.0
26/09/2024	11:57	57.7		59.5	50.7
26/09/2024	12:02	57.7		60.2	49.9
26/09/2024	12:07	60.7		61.2	59.8
26/09/2024	12:12	56.7	58.2	60.3	51.4
26/09/2024	12:17	55.5		58.6	52.1
26/09/2024	12:22	57.6		60.2	54.0
26/09/2024	12:27	58.9		62.0	53.8
26/09/2024	12:32	56.1		58.4	52.1
26/09/2024	12:37	59.3		62.8	53.8
26/09/2024	12:42	57.7	58.5	60.3	53.1
26/09/2024	12:47	59.0		61.8	54.5
26/09/2024	12:52	59.4		62.4	54.2
26/09/2024	12:57	58.8		61.7	52.8
26/09/2024	13:02	52.6		54.7	49.0
26/09/2024	13:07	55.6		57.6	50.6
26/09/2024	13:12	55.1	56.7	57.5	50.8
26/09/2024	13:17	59.1		62.4	53.7
26/09/2024	13:22	59.0		62.4	52.6
26/09/2024	13:27	55.2		57.6	50.9
26/09/2024	13:32	55.8		58.2	50.5
26/09/2024	13:37	54.2		56.6	49.6
26/09/2024	13:42	53.2	54.7	56.0	48.2
26/09/2024	13:47	51.6		53.9	47.2
26/09/2024	13:52	54.3		57.5	48.5
26/09/2024	13:57	56.9		61.0	48.1
26/09/2024	14:02	52.2		54.8	47.4
26/09/2024	14:07	54.1		56.9	49.2
26/09/2024	14:12	55.5	54.7	58.1	50.1
26/09/2024	14:17	52.0		53.7	50.2
26/09/2024	14:22	56.8		59.5	50.8
26/09/2024	14:27	55.5		57.9	51.6
26/09/2024	14:32	51.5		53.8	48.0
26/09/2024	14:37	55.3		56.9	48.4
26/09/2024	14:42	52.4	54.0	54.3	48.3
26/09/2024	14:47	55.2		58.1	49.1
26/09/2024	14:52	52.8		55.2	48.9
26/09/2024	14:57	55.4		59.2	48.6
26/09/2024	15:02	51.1		53.1	48.4
26/09/2024	15:07	52.6		55.3	48.1
26/09/2024	15:12	52.7	51.7	55.9	45.8
26/09/2024	15:17	52.4		56.8	45.5
26/09/2024	15:22	50.8		51.0	44.2
26/09/2024	15:27	49.4		52.5	44.3
26/09/2024	15:32	56.4		59.7	49.0
26/09/2024	15:37	52.1		54.8	46.1
26/09/2024	15:42	51.9	54.3	54.3	45.9
26/09/2024	15:47	53.8		56.0	48.6
26/09/2024	15:52	54.0		57.4	48.5
26/09/2024	15:57	55.5		57.3	48.3
26/09/2024	16:02	54.2		57.5	47.5
26/09/2024	16:07	51.4		53.9	47.9
26/09/2024	16:12	51.0	51.7	53.6	47.9
26/09/2024	16:17	52.3		54.2	46.6
26/09/2024	16:22	50.2		52.4	47.0
26/09/2024	16:27	48.8		52.0	44.4
26/09/2024	16:32	48.6		51.0	44.3
26/09/2024	16:37	50.3		52.7	47.1
26/09/2024	16:42	48.2	49.9	50.4	44.5
26/09/2024	16:47	50.4		52.3	43.9
26/09/2024	16:52	52.0		56.0	44.7
26/09/2024	16:57	48.7		51.2	45.0
26/09/2024	17:02	50.7		53.3	44.6
26/09/2024	17:07	50.7		53.5	46.0
26/09/2024	17:12	51.9	52.1	52.8	50.6
26/09/2024	17:17	53.7		55.8	50.5
26/09/2024	17:22	53.0		54.3	49.4
26/09/2024	17:27	51.5		53.3	49.7
26/09/2024	17:32	51.2		52.0	50.2
26/09/2024	17:37	52.4		54.7	51.0
26/09/2024	17:42	54.9	52.4	55.9	51.7
26/09/2024	17:47	52.0		53.1	49.7
26/09/2024	17:52	51.1		51.7	49.5
26/09/2024	17:57	51.1		53.1	49.4
26/09/2024	18:02	51.0		51.9	49.5
26/09/2024	18:07	51.1		52.7	49.3
26/09/2024	18:12	50.0	50.3	50.6	49.1
26/09/2024	18:17	50.1		51.1	49.0
26/09/2024	18:22	50.0		50.5	48.9
26/09/2024	18:27	49.4		50.0	48.8
26/09/2024	18:32	49.9		50.7	49.1
26/09/2024	18:37	49.6		50.2	49.0
26/09/2024	18:42	49.9	50.3	50.4	49.0
26/09/2024	18:47	50.9		52.6	49.2
26/09/2024	18:52	49.6		50.2	48.8
26/09/2024	18:57	51.7		53.9	49.2
		Mean	54.7		
		Maximum	59.1		
		Minimum	49.9		

Station: CM18

Date	Start Time	Leq (5mins)	Leq (30mins)	L10 (5mins)	L90 (5mins)
27/09/2024	7:02	47.7	52.3	49.4	45.2
27/09/2024	7:07	49.5		51.6	46.4
27/09/2024	7:12	49.5		51.4	46.8
27/09/2024	7:17	56.1		56.5	46.8
27/09/2024	7:22	50.0		52.6	46.9
27/09/2024	7:27	54.5		54.8	46.9
27/09/2024	7:32	52.3	55.9	52.4	48.2
27/09/2024	7:37	48.9		50.6	47.0
27/09/2024	7:42	49.6		52.4	46.4
27/09/2024	7:47	48.8		50.9	46.7
27/09/2024	7:52	61.3		65.6	51.5
27/09/2024	7:57	57.5		60.7	49.0
27/09/2024	8:02	51.7	53.1	54.5	47.8
27/09/2024	8:07	53.1		56.0	48.8
27/09/2024	8:12	54.6		57.7	50.0
27/09/2024	8:17	52.0		53.6	49.5
27/09/2024	8:22	52.3		53.9	49.7
27/09/2024	8:27	54.1		55.3	49.9
27/09/2024	8:32	53.4	54.4	55.8	50.4
27/09/2024	8:37	55.4		58.3	51.6
27/09/2024	8:42	53.5		55.6	50.9
27/09/2024	8:47	55.6		57.6	52.7
27/09/2024	8:52	54.2		56.2	52.2
27/09/2024	8:57	54.0		55.5	52.0
27/09/2024	9:02	54.1	59.5	55.7	52.1
27/09/2024	9:07	55.5		56.2	52.9
27/09/2024	9:12	57.5		59.0	54.9
27/09/2024	9:17	56.1		57.5	54.4
27/09/2024	9:22	62.5		65.2	58.8
27/09/2024	9:27	63.0		67.9	57.3
27/09/2024	9:32	56.1	56.1	57.3	55.0
27/09/2024	9:37	57.8		58.7	53.4
27/09/2024	9:42	56.7		58.1	52.7
27/09/2024	9:47	54.4		55.9	52.5
27/09/2024	9:52	55.6		57.6	52.9
27/09/2024	9:57	54.9		57.0	52.0
27/09/2024	10:02	56.2	56.9	58.7	52.7
27/09/2024	10:07	57.2		59.9	53.3
27/09/2024	10:12	59.3		61.1	53.2
27/09/2024	10:17	56.4		59.4	52.2
27/09/2024	10:22	56.4		57.5	52.7
27/09/2024	10:27	53.8		55.1	52.2
27/09/2024	10:32	53.2	57.0	54.2	52.0
27/09/2024	10:37	54.5		55.8	53.1
27/09/2024	10:42	58.0		61.6	53.3
27/09/2024	10:47	57.5		61.5	53.0
27/09/2024	10:52	57.8		60.8	54.0
27/09/2024	10:57	58.4		62.1	53.7
27/09/2024	11:02	56.1	54.6	57.8	53.0
27/09/2024	11:07	55.0		57.4	51.7
27/09/2024	11:12	52.1		53.1	51.0
27/09/2024	11:17	54.5		56.9	51.7
27/09/2024	11:22	55.1		57.8	51.9
27/09/2024	11:27	53.7		56.3	50.9
27/09/2024	11:32	56.0	53.2	58.0	50.9
27/09/2024	11:37	52.1		53.4	50.4
27/09/2024	11:42	52.7		54.6	50.6
27/09/2024	11:47	51.9		53.0	50.6
27/09/2024	11:52	52.7		54.4	50.9
27/09/2024	11:57	51.9		53.4	50.2
27/09/2024	12:02	52.1	52.7	53.5	50.3
27/09/2024	12:07	52.8		55.0	50.8
27/09/2024	12:12	54.1		55.9	51.7
27/09/2024	12:17	53.4		54.9	51.2
27/09/2024	12:22	52.3		53.7	50.8
27/09/2024	12:27	50.6		51.2	50.0
27/09/2024	12:32	51.8	56.1	52.7	50.5
27/09/2024	12:37	52.9		54.0	51.7
27/09/2024	12:42	54.9		58.4	52.2
27/09/2024	12:47	56.4		59.3	53.4
27/09/2024	12:52	59.2		62.6	53.5
27/09/2024	12:57	57.3		59.4	52.8
27/09/2024	13:02	54.9	57.0	56.6	52.7
27/09/2024	13:07	59.3		60.4	53.9
27/09/2024	13:12	59.6		60.3	52.7
27/09/2024	13:17	55.1		57.1	52.9
27/09/2024	13:22	54.5		56.0	52.7
27/09/2024	13:27	54.7		55.7	53.2
27/09/2024	13:32	54.3	55.5	55.6	52.6
27/09/2024	13:37	56.4		57.4	52.1
27/09/2024	13:42	56.9		58.0	53.7
27/09/2024	13:47	55.8		57.1	53.9
27/09/2024	13:52	54.5		56.8	52.1
27/09/2024	13:57	54.2		55.8	52.5
27/09/2024	14:02	54.1		55.3	52.5
27/09/2024	14:07	55.5		56.9	52.5
27/09/2024	14:12	54.8		55.5	52.3
		Mean	55.3		
		Maximum	59.5		
		Minimum	52.3		

Summary of Noise Monitoring Results during 07:00 - 19:00 at CM18	
	Leq (30mins)
Mean	56.6
Maximum	72.9
Minimum	44.9

Note:
1. The Leq (5mins) values within the time slots that do not have six consecutive Leq (5mins) values are not included in calculation of Leq (30mins).
2. Short periods of data gaps in tables are due to suspension of monitoring during replacement of batteries for the sound level meter.

Station: CM18

Date	Start Time	Leq (5mins)	Leq (30mins)	L10 (5mins)	L90 (5mins)
18/09/2024	19:04	56.1		58.8	50.7
18/09/2024	19:09	59.1		61.5	57.0
18/09/2024	19:14	57.2	56.6	60.5	50.2
18/09/2024	19:19	54.9		59.3	48.9
18/09/2024	19:24	57.2		57.6	56.7
18/09/2024	19:29	52.8		57.0	48.4
18/09/2024	19:34	50.6		52.7	48.7
18/09/2024	19:39	48.4		49.7	47.3
18/09/2024	19:44	55.0	51.5	56.9	45.0
18/09/2024	19:49	54.4		57.0	43.3
18/09/2024	19:54	45.5		47.8	43.1
18/09/2024	19:59	46.2		48.2	44.0
18/09/2024	20:04	51.7		56.9	44.1
18/09/2024	20:09	57.0		57.5	56.7
18/09/2024	20:14	48.5	53.1	49.8	47.4
18/09/2024	20:19	48.2		49.5	46.8
18/09/2024	20:24	47.3		48.0	46.6
18/09/2024	20:29	56.0		57.2	47.4
18/09/2024	20:34	53.9		57.2	44.3
18/09/2024	20:39	45.6		47.8	42.4
18/09/2024	20:44	45.4	52.0	47.7	42.4
18/09/2024	20:49	54.4		56.6	43.3
18/09/2024	20:54	54.9		57.1	46.2
18/09/2024	20:59	46.5		49.0	43.2
18/09/2024	21:04	50.2		51.9	48.1
18/09/2024	21:09	49.1		50.9	47.1
18/09/2024	21:14	48.1	48.9	49.0	47.0
18/09/2024	21:19	48.4		49.4	47.2
18/09/2024	21:24	48.5		50.0	47.2
18/09/2024	21:29	49.0		52.2	47.0
18/09/2024	21:34	44.3		46.0	42.4
18/09/2024	21:39	45.2		47.8	42.5
18/09/2024	21:44	46.4	44.7	48.1	44.4
18/09/2024	21:49	44.3		45.9	42.3
18/09/2024	21:54	43.4		45.1	41.7
18/09/2024	21:59	43.9		46.6	41.2
18/09/2024	22:04	47.7		48.4	47.1
18/09/2024	22:09	47.0		47.5	46.3
18/09/2024	22:14	47.1	46.1	48.0	46.3
18/09/2024	22:19	46.9		47.9	46.3
18/09/2024	22:24	41.9		43.6	39.7
18/09/2024	22:29	42.4		44.6	40.3
18/09/2024	22:34	41.9		43.1	40.2
18/09/2024	22:39	40.9		42.3	39.5
18/09/2024	22:44	39.8	43.9	40.7	38.8
18/09/2024	22:49	40.5		41.6	38.4
18/09/2024	22:54	47.0		47.6	46.5
18/09/2024	22:59	46.9		47.3	46.3
		Mean	49.6		
		Maximum	56.6		
		Minimum	43.9		

Date	Start Time	Leq (5mins)	Leq (30mins)	L10 (5mins)	L90 (5mins)
14/09/2024	19:04	56.4		58.7	53.4
14/09/2024	19:09	55.2		56.4	53.6
14/09/2024	19:14	55.9	56.2	57.3	54.3
14/09/2024	19:19	57.1		58.5	53.6
14/09/2024	19:24	56.6		58.8	53.9
14/09/2024	19:29	55.7		56.6	53.3
14/09/2024	19:34	55.8		56.6	53.1
14/09/2024	19:39	55.9		58.1	52.8
14/09/2024	19:44	54.4	56.5	55.9	51.7
14/09/2024	19:49	55.8		58.0	52.9
14/09/2024	19:54	57.3		59.8	53.1
14/09/2024	19:59	58.4		61.7	52.9
14/09/2024	20:04	59.8		63.7	53.2
14/09/2024	20:09	55.3		57.8	52.1
14/09/2024	20:14	54.7	56.5	57.0	52.1
14/09/2024	20:19	54.8		57.1	51.9
14/09/2024	20:24	55.8		58.4	52.1
14/09/2024	20:29	56.1		58.7	51.7
14/09/2024	20:34	54.2		56.2	51.4
14/09/2024	20:39	53.0		55.1	50.7
14/09/2024	20:44	52.4	53.3	54.3	50.3
14/09/2024	20:49	54.0		56.1	51.6
14/09/2024	20:54	52.0		53.4	50.4
14/09/2024	20:59	53.7		54.3	50.5
14/09/2024	21:04	51.8		53.4	50.2
14/09/2024	21:09	54.5		56.7	51.1
14/09/2024	21:14	54.0	53.3	55.9	51.2
14/09/2024	21:19	52.3		53.5	50.7
14/09/2024	21:24	53.0		54.2	51.8
14/09/2024	21:29	53.6		55.7	51.1
14/09/2024	21:34	52.3		53.2	51.2
14/09/2024	21:39	52.7		53.9	51.1
14/09/2024	21:44	54.0	52.8	55.2	50.3
14/09/2024	21:49	52.0		53.1	50.8
14/09/2024	21:54	52.4		53.8	51.1
14/09/2024	21:59	53.0		54.7	51.4
14/09/2024	22:04	52.3		54.2	51.1
14/09/2024	22:09	51.6		52.8	50.7
14/09/2024	22:14	51.9	52.4	53.0	50.9
14/09/2024	22:19	52.6		53.6	50.8
14/09/2024	22:24	53.4		54.3	51.4
14/09/2024	22:29	52.4		54.0	50.9
14/09/2024	22:34	51.8		53.0	50.5
14/09/2024	22:39	51.8		53.2	50.6
14/09/2024	22:44	52.4	52.1	53.8	51.1
14/09/2024	22:49	52.3		53.7	51.0
14/09/2024	22:54	52.3		53.5	50.6
14/09/2024	22:59	51.7		52.7	50.3
		Mean	54.1		
		Maximum	56.5		
		Minimum	52.1		

Date	Start Time	Leq (5mins)	Leq (30mins)	L10 (5mins)	L90 (5mins)
15/09/2024	19:04	56.4		57.6	53.0
15/09/2024	19:09	55.7		57.3	52.5
15/09/2024	19:14	53.6	55.4	54.7	52.5
15/09/2024	19:19	54.4		56.9	51.8
15/09/2024	19:24	57.1		57.6	56.6
15/09/2024	19:29	54.2		56.9	51.9
15/09/2024	19:34	56.5		57.1	55.7
15/09/2024	19:39	48.5		49.5	47.1
15/09/2024	19:44	50.3	53.3	52.1	47.1
15/09/2024	19:49	55.7		56.4	55.0
15/09/2024	19:54	52.4		56.1	48.0
15/09/2024	19:59	50.2		52.8	47.4
15/09/2024	20:04	49.1		50.7	47.3
15/09/2024	20:09	55.8		56.2	55.5
15/09/2024	20:14	51.8	52.7	55.8	47.6
15/09/2024	20:19	48.4		49.9	46.8
15/09/2024	20:24	47.4		48.2	46.2
15/09/2024	20:29	55.7		57.0	46.7
15/09/2024	20:34	53.0		56.7	47.0
15/09/2024	20:39	48.7		50.4	47.1
15/09/2024	20:44	49.8	51.7	55.1	46.5
15/09/2024	20:49	55.9		56.1	55.5
15/09/2024	20:54	49.1		49.8	45.9
15/09/2024	20:59	46.0		46.8	44.8
15/09/2024	21:04	44.1		45.7	41.9
15/09/2024	21:09	52.3		55.4	42.0
15/09/2024	21:14	54.9	51.4	56.4	47.6
15/09/2024	21:19	47.8		48.6	46.8
15/09/2024	21:24	47.7		48.0	47.3
15/09/2024	21:29	53.3		56.3	48.0
15/09/2024	21:34	55.1		56.4	47.6
15/09/2024	21:39	47.3		47.5	47.0
15/09/2024	21:44	47.3	52.2	47.5	47.1
15/09/2024	21:49	47.8		49.0	47.1
15/09/2024	21:54	54.2		56.1	47.2
15/09/2024	21:59	53.8		56.0	47.8
15/09/2024	22:04	50.3		53.6	46.8
15/09/2024	22:09	50.6		53.6	46.7
15/09/2024	22:14	45.5	50.0	47.3	40.7
15/09/2024	22:19	42.1		43.9	39.9
15/09/2024	22:24	42.3		43.4	40.6
15/09/2024	22:29	54.9		55.9	42.6
15/09/2024	22:34	51.7		55.5	46.8
15/09/2024	22:39	48.1		49.8	47.1
15/09/2024	22:44	47.2	48.8	47.4	46.9
15/09/2024	22:49	47.2		47.5	47.0
15/09/2024	22:54	47.9		49.3	47.1
15/09/2024	22:59	48.8		51.0	47.1
		Mean	51.9		
		Maximum	55.4		
		Minimum	48.8		

Station: CM18

Date	Start Time	Leq (5mins)	Leq (30mins)	L10 (5mins)	L90 (5mins)
16/09/2024	19:04	53.9		56.4	50.0
16/09/2024	19:09	49.7		51.2	48.0
16/09/2024	19:14	52.9	53.8	56.3	47.8
16/09/2024	19:19	56.3		59.6	50.3
16/09/2024	19:24	53.5		57.4	45.7
16/09/2024	19:29	53.8		56.8	46.4
16/09/2024	19:34	55.8		58.6	51.5
16/09/2024	19:39	54.8		57.7	48.8
16/09/2024	19:44	53.6	54.1	56.7	47.2
16/09/2024	19:49	53.5		57.2	46.4
16/09/2024	19:54	54.0		57.4	46.8
16/09/2024	19:59	51.8		53.6	45.2
16/09/2024	20:04	55.8		58.3	46.4
16/09/2024	20:09	54.3		57.6	48.4
16/09/2024	20:14	51.8	54.3	53.6	47.1
16/09/2024	20:19	56.7		56.9	46.1
16/09/2024	20:24	53.2		54.4	48.4
16/09/2024	20:29	50.8		54.8	46.4
16/09/2024	20:34	51.9		55.8	47.4
16/09/2024	20:39	50.7		53.6	47.3
16/09/2024	20:44	53.2	50.4	59.0	45.7
16/09/2024	20:49	48.1		48.9	46.5
16/09/2024	20:54	47.5		49.4	45.4
16/09/2024	20:59	47.2		49.3	45.3
16/09/2024	21:04	48.5		49.5	46.3
16/09/2024	21:09	48.6		49.9	46.3
16/09/2024	21:14	49.1	49.0	50.6	47.3
16/09/2024	21:19	50.3		50.5	47.2
16/09/2024	21:24	48.1		49.2	46.9
16/09/2024	21:29	49.0		50.1	47.5
16/09/2024	21:34	49.4		50.3	47.5
16/09/2024	21:39	55.6		56.9	47.4
16/09/2024	21:44	50.6	51.3	51.1	47.2
16/09/2024	21:49	49.5		49.9	49.0
16/09/2024	21:54	48.9		49.7	47.5
16/09/2024	21:59	49.0		49.5	48.5
16/09/2024	22:04	51.1		54.8	47.1
16/09/2024	22:09	52.9		56.6	46.8
16/09/2024	22:14	48.2	50.1	49.7	46.1
16/09/2024	22:19	49.3		50.2	46.3
16/09/2024	22:24	47.9		49.5	46.5
16/09/2024	22:29	48.6		49.9	46.7
16/09/2024	22:34	48.4		49.0	47.1
16/09/2024	22:39	48.6		49.1	48.0
16/09/2024	22:44	48.2	48.1	49.4	46.7
16/09/2024	22:49	47.0		48.0	45.7
16/09/2024	22:54	48.8		49.9	46.5
16/09/2024	22:59	47.6		49.2	45.5
		Mean	51.4		
		Maximum	54.3		
		Minimum	48.1		

Date	Start Time	Leq (5mins)	Leq (30mins)	L10 (5mins)	L90 (5mins)
17/09/2024	19:04	56.6		58.8	53.5
17/09/2024	19:09	57.9		61.0	53.3
17/09/2024	19:14	61.2	58.3	64.2	54.2
17/09/2024	19:19	56.5		59.3	52.5
17/09/2024	19:24	59.7		64.8	51.5
17/09/2024	19:29	54.4		55.9	51.3
17/09/2024	19:34	53.5		54.4	50.2
17/09/2024	19:39	52.1		53.1	50.2
17/09/2024	19:44	51.8	52.3	53.4	50.4
17/09/2024	19:49	51.4		52.5	50.4
17/09/2024	19:54	52.1		53.4	50.4
17/09/2024	19:59	52.4		54.1	50.6
17/09/2024	20:04	52.7		54.9	50.6
17/09/2024	20:09	52.3		53.6	50.5
17/09/2024	20:14	51.6	57.3	53.0	50.2
17/09/2024	20:19	60.2		63.2	52.0
17/09/2024	20:24	54.7		57.0	50.9
17/09/2024	20:29	61.3		65.7	50.8
17/09/2024	20:34	57.1		60.7	50.6
17/09/2024	20:39	54.5		57.1	50.2
17/09/2024	20:44	55.8	54.7	58.7	51.1
17/09/2024	20:49	52.5		54.2	50.5
17/09/2024	20:54	52.7		54.0	50.9
17/09/2024	20:59	53.8		53.9	50.4
17/09/2024	21:04	51.5		52.9	50.3
17/09/2024	21:09	51.5		53.0	50.2
17/09/2024	21:14	51.5	51.7	53.3	50.2
17/09/2024	21:19	51.8		53.6	50.2
17/09/2024	21:24	52.0		53.6	50.5
17/09/2024	21:29	51.7		53.5	50.2
17/09/2024	21:34	51.4		52.9	50.2
17/09/2024	21:39	52.1		54.4	50.3
17/09/2024	21:44	51.1	51.9	51.9	50.0
17/09/2024	21:49	52.0		52.6	50.1
17/09/2024	21:54	52.8		55.1	50.5
17/09/2024	21:59	51.5		52.9	50.3
17/09/2024	22:04	51.5		52.7	50.3
17/09/2024	22:09	52.3		54.5	50.3
17/09/2024	22:14	53.4	52.4	55.8	50.3
17/09/2024	22:19	52.3		54.2	50.5
17/09/2024	22:24	52.8		55.0	50.4
17/09/2024	22:29	51.8		53.2	50.3
17/09/2024	22:34	51.6		53.6	49.9
17/09/2024	22:39	51.7		53.7	49.8
17/09/2024	22:44	51.4	51.6	53.2	50.0
17/09/2024	22:49	51.3		53.1	49.9
17/09/2024	22:54	51.3		53.3	49.9
17/09/2024	22:59	52.1		54.4	49.9
		Mean	53.8		
		Maximum	58.3		
		Minimum	51.6		

Date	Start Time	Leq (5mins)	Leq (30mins)	L10 (5mins)	L90 (5mins)
18/09/2024	19:04	56.1		58.8	50.7
18/09/2024	19:09	59.1		61.5	57.0
18/09/2024	19:14	57.2	56.6	60.5	50.2
18/09/2024	19:19	54.9		59.3	48.9
18/09/2024	19:24	57.2		57.6	56.7
18/09/2024	19:29	52.8		57.0	48.4
18/09/2024	19:34	50.6		52.7	48.7
18/09/2024	19:39	48.4		49.7	47.3
18/09/2024	19:44	55.0	51.5	56.9	45.0
18/09/2024	19:49	54.4		57.0	43.3
18/09/2024	19:54	45.5		47.8	43.1
18/09/2024	19:59	46.2		48.2	44.0
18/09/2024	20:04	51.7		56.9	44.1
18/09/2024	20:09	57.0		57.5	56.7
18/09/2024	20:14	48.5	53.1	49.8	47.4
18/09/2024	20:19	48.2		49.5	46.8
18/09/2024	20:24	47.3		48.0	46.6
18/09/2024	20:29	56.0		57.2	47.4
18/09/2024	20:34	53.9		57.2	44.3
18/09/2024	20:39	45.6		47.8	42.4
18/09/2024	20:44	45.4	52.0	47.7	42.4
18/09/2024	20:49	54.4		56.6	43.3
18/09/2024	20:54	54.9		57.1	46.2
18/09/2024	20:59	46.5		49.0	43.2
18/09/2024	21:04	50.2		51.9	48.1
18/09/2024	21:09	49.1		50.9	47.1
18/09/2024	21:14	48.1	48.9	49.0	47.0
18/09/2024	21:19	48.4		49.4	47.2
18/09/2024	21:24	48.5		50.0	47.2
18/09/2024	21:29	49.0		52.2	47.0
18/09/2024	21:34	44.3		46.0	42.4
18/09/2024	21:39	45.2		47.8	42.5
18/09/2024	21:44	46.4	44.7	48.1	44.4
18/09/2024	21:49	44.3		45.9	42.3
18/09/2024	21:54	43.4		45.1	41.7
18/09/2024	21:59	43.9		46.6	41.2
18/09/2024	22:04	47.7		48.4	47.1
18/09/2024	22:09	47.0		47.5	46.3
18/09/2024	22:14	47.1	46.1	48.0	46.3
18/09/2024	22:19	46.9		47.9	46.3
18/09/2024	22:24	41.9		43.6	39.7
18/09/2024	22:29	42.4		44.6	40.3
18/09/2024	22:34	41.9		43.1	40.2
18/09/2024	22:39	40.9		42.3	39.5
18/09/2024	22:44	39.8	43.9	40.7	38.8
18/09/2024	22:49	40.5		41.6	38.4
18/09/2024	22:54	47.0		47.6	46.5
18/09/2024	22:59	46.9		47.3	46.3
		Mean	49.6		
		Maximum	56.6		
		Minimum	43.9		

Station: CM18

Date	Start Time	Leq (5mins)	Leq (30mins)	L10 (5mins)	L90 (5mins)
19/09/2024	19:02	52.7		53.5	51.6
19/09/2024	19:07	55.0		56.7	52.4
19/09/2024	19:12	55.6	54.3	56.9	54.2
19/09/2024	19:17	53.4		54.6	52.1
19/09/2024	19:22	53.8		55.6	51.6
19/09/2024	19:27	54.6		56.3	52.7
19/09/2024	19:32	55.7		58.4	52.2
19/09/2024	19:37	54.5		56.7	51.3
19/09/2024	19:42	54.4	55.1	56.6	51.4
19/09/2024	19:47	54.8		57.2	51.9
19/09/2024	19:52	55.6		58.2	52.3
19/09/2024	19:57	55.6		58.7	51.3
19/09/2024	20:02	56.5		59.1	50.4
19/09/2024	20:07	52.5		54.8	49.6
19/09/2024	20:12	59.0	58.1	61.0	50.2
19/09/2024	20:17	61.6		63.4	54.0
19/09/2024	20:22	59.9		60.7	49.2
19/09/2024	20:27	48.6		50.8	45.9
19/09/2024	20:32	49.9		52.1	47.1
19/09/2024	20:37	52.4		56.8	47.7
19/09/2024	20:42	48.8	49.9	50.0	46.3
19/09/2024	20:47	48.5		50.5	46.3
19/09/2024	20:52	48.8		51.1	45.3
19/09/2024	20:57	49.5		51.4	46.7
19/09/2024	21:02	46.6		47.3	45.5
19/09/2024	21:07	47.1		47.8	46.4
19/09/2024	21:12	46.2	46.7	46.7	45.8
19/09/2024	21:17	46.8		47.5	46.0
19/09/2024	21:22	47.0		47.8	46.3
19/09/2024	21:27	46.6		47.3	45.8
19/09/2024	21:32	46.4		47.4	45.4
19/09/2024	21:37	46.9		47.7	45.8
19/09/2024	21:42	47.5	50.8	48.6	46.3
19/09/2024	21:47	48.1		48.3	45.5
19/09/2024	21:52	54.2		57.1	46.2
19/09/2024	21:57	53.9		56.2	46.7
19/09/2024	22:02	48.5		48.9	46.3
19/09/2024	22:07	47.0		47.6	46.3
19/09/2024	22:12	48.0	47.7	48.6	46.8
19/09/2024	22:17	48.3		49.5	47.0
19/09/2024	22:22	47.0		47.6	46.5
19/09/2024	22:27	47.4		48.2	46.6
19/09/2024	22:32	47.3		48.6	46.4
19/09/2024	22:37	46.0		46.7	44.9
19/09/2024	22:42	46.2	47.0	46.8	45.5
19/09/2024	22:47	49.2		52.1	46.3
19/09/2024	22:52	46.0		46.4	45.3
19/09/2024	22:57	46.5		47.1	45.8
		Mean	51.2		
		Maximum	58.1		
		Minimum	46.7		

Date	Start Time	Leq (5mins)	Leq (30mins)	L10 (5mins)	L90 (5mins)
20/09/2024	19:02	53.4		55.4	51.2
20/09/2024	19:07	53.8		55.9	51.6
20/09/2024	19:12	53.4	53.2	54.6	51.6
20/09/2024	19:17	52.9		54.4	51.5
20/09/2024	19:22	52.9		54.4	51.4
20/09/2024	19:27	52.6		54.2	51.3
20/09/2024	19:32	53.9		55.9	51.5
20/09/2024	19:37	53.5		55.5	51.7
20/09/2024	19:42	52.9	53.5	53.8	51.1
20/09/2024	19:47	52.4		53.5	51.4
20/09/2024	19:52	53.3		55.0	51.5
20/09/2024	19:57	54.7		56.6	51.6
20/09/2024	20:02	51.8		53.4	50.4
20/09/2024	20:07	53.4		55.7	50.8
20/09/2024	20:12	54.3	53.1	56.6	52.1
20/09/2024	20:17	53.3		55.3	50.8
20/09/2024	20:22	52.9		55.0	50.5
20/09/2024	20:27	52.3		54.2	50.2
20/09/2024	20:32	55.8		58.1	51.2
20/09/2024	20:37	56.4		59.9	51.0
20/09/2024	20:42	55.7	56.1	58.3	51.3
20/09/2024	20:47	54.2		56.8	50.8
20/09/2024	20:52	57.2		60.0	51.4
20/09/2024	20:57	56.9		58.8	51.1
20/09/2024	21:02	56.2		59.5	50.7
20/09/2024	21:07	52.8		54.2	50.3
20/09/2024	21:12	55.5	56.0	58.7	51.1
20/09/2024	21:17	55.5		58.6	50.9
20/09/2024	21:22	58.4		61.4	51.2
20/09/2024	21:27	55.8		58.4	51.5
20/09/2024	21:32	55.1		58.4	50.6
20/09/2024	21:37	55.5		57.9	51.2
20/09/2024	21:42	56.6	55.4	60.1	51.3
20/09/2024	21:47	54.9		57.1	50.9
20/09/2024	21:52	54.8		57.1	51.0
20/09/2024	21:57	55.1		58.5	50.8
20/09/2024	22:02	53.9		56.0	50.7
20/09/2024	22:07	54.6		57.1	51.0
20/09/2024	22:12	52.7	54.0	54.2	50.2
20/09/2024	22:17	53.9		56.2	50.4
20/09/2024	22:22	54.4		56.0	51.0
20/09/2024	22:27	54.2		56.4	50.3
20/09/2024	22:32	56.2		59.3	50.7
20/09/2024	22:37	57.4		61.5	50.5
20/09/2024	22:42	55.7	55.7	58.5	51.0
20/09/2024	22:47	58.0		62.6	50.3
20/09/2024	22:52	51.5		51.7	49.9
20/09/2024	22:57	50.6		51.7	49.8
		Mean	54.6		
		Maximum	56.1		
		Minimum	53.1		

Date	Start Time	Leq (5mins)	Leq (30mins)	L10 (5mins)	L90 (5mins)
21/09/2024	19:02	46.2		48.0	44.0
21/09/2024	19:07	47.3		48.8	45.3
21/09/2024	19:12	55.0	49.6	55.6	54.5
21/09/2024	19:17	50.2		55.3	41.1
21/09/2024	19:22	41.4		42.2	40.7
21/09/2024	19:27	42.4		43.6	41.1
21/09/2024	19:32	44.5		46.2	42.8
21/09/2024	19:37	44.4		45.2	42.0
21/09/2024	19:42	42.1	45.4	43.9	40.3
21/09/2024	19:47	42.3		44.8	39.9
21/09/2024	19:52	45.3		48.3	40.8
21/09/2024	19:57	49.3		49.7	41.7
21/09/2024	20:02	45.0		45.2	40.8
21/09/2024	20:07	40.8		41.3	39.9
21/09/2024	20:12	43.1	42.5	46.0	40.3
21/09/2024	20:17	40.2		40.6	39.4
21/09/2024	20:22	39.9		40.3	38.8
21/09/2024	20:27	43.3		46.0	40.5
21/09/2024	20:32	42.4		44.1	40.7
21/09/2024	20:37	42.5		43.2	41.4
21/09/2024	20:42	43.0	42.2	45.9	41.0
21/09/2024	20:47	40.3		40.6	39.8
21/09/2024	20:52	41.7		43.7	40.2
21/09/2024	20:57	42.7		44.5	40.8
21/09/2024	21:02	41.2		41.5	40.2
21/09/2024	21:07	41.3		42.5	40.2
21/09/2024	21:12	41.2	41.4	41.8	40.3
21/09/2024	21:17	42.4		44.9	40.4
21/09/2024	21:22	41.3		42.2	40.2
21/09/2024	21:27	40.5		41.4	39.7
21/09/2024	21:32	41.0		42.6	39.6
21/09/2024	21:37	43.8		47.9	39.8
21/09/2024	21:42	40.9	41.5	42.1	40.0
21/09/2024	21:47	40.5		41.4	39.4
21/09/2024	21:52	41.1		42.7	39.5
21/09/2024	21:57	40.4		41.7	39.1
21/09/2024	22:02	39.3		39.9	38.6
21/09/2024	22:07	40.3		42.9	38.3
21/09/2024	22:12	39.3	40.9	39.8	38.6
21/09/2024	22:17	42.3		44.8	39.4
21/09/2024	22:22	42.8		45.3	39.9
21/09/2024	22:27	40.2		41.8	38.7
21/09/2024	22:32	39.1		39.9	38.2
21/09/2024	22:37	42.0		55.8	38.7
21/09/2024	22:42	39.8	39.7	43.2	37.4
21/09/2024	22:47	38.2		38.9	37.4
21/09/2024	22:52	39.5		40.1	38.5
21/09/2024	22:57	38.8		39.4	38.0
		Mean	42.9		
		Maximum	49.6		
		Minimum	39.7		

Station: CM18

Date	Start Time	Leq (5mins)	Leq (30mins)	L10 (5mins)	L90 (5mins)
22/09/2024	19:02	49.8		51.1	48.2
22/09/2024	19:07	49.7		51.1	47.8
22/09/2024	19:12	50.8	50.6	52.7	48.6
22/09/2024	19:17	50.7		52.1	48.8
22/09/2024	19:22	51.8		53.9	49.2
22/09/2024	19:27	50.5		52.0	48.7
22/09/2024	19:32	51.0		52.6	48.3
22/09/2024	19:37	50.6		52.2	48.4
22/09/2024	19:42	52.2	51.4	54.3	48.8
22/09/2024	19:47	53.4		56.0	49.2
22/09/2024	19:52	50.5		52.4	48.4
22/09/2024	19:57	49.6		51.4	47.7
22/09/2024	20:02	51.1		52.6	48.9
22/09/2024	20:07	50.4		51.9	48.4
22/09/2024	20:12	50.0	50.1	51.5	48.2
22/09/2024	20:17	49.8		51.5	47.9
22/09/2024	20:22	49.9		51.7	47.7
22/09/2024	20:27	49.5		51.6	47.1
22/09/2024	20:32	49.1		50.6	47.4
22/09/2024	20:37	48.6		50.2	46.6
22/09/2024	20:42	48.6	48.9	50.1	46.9
22/09/2024	20:47	49.0		50.8	47.0
22/09/2024	20:52	49.5		51.5	46.8
22/09/2024	20:57	48.6		50.1	46.5
22/09/2024	21:02	49.6		51.1	47.4
22/09/2024	21:07	49.2		50.8	47.2
22/09/2024	21:12	48.3	49.0	49.7	46.6
22/09/2024	21:17	49.1		50.9	46.8
22/09/2024	21:22	48.7		50.1	47.0
22/09/2024	21:27	48.7		51.5	46.0
22/09/2024	21:32	49.4		51.3	46.8
22/09/2024	21:37	48.4		49.7	46.4
22/09/2024	21:42	48.2	48.2	50.1	46.3
22/09/2024	21:47	47.8		49.4	45.8
22/09/2024	21:52	47.4		48.8	45.6
22/09/2024	21:57	47.8		49.3	46.1
22/09/2024	22:02	48.5		49.7	46.8
22/09/2024	22:07	48.1		49.2	46.8
22/09/2024	22:12	47.6	48.7	48.7	46.3
22/09/2024	22:17	49.1		49.9	47.7
22/09/2024	22:22	49.3		50.5	47.8
22/09/2024	22:27	49.5		51.1	47.4
22/09/2024	22:32	48.7		49.8	47.4
22/09/2024	22:37	49.1		50.6	47.7
22/09/2024	22:42	48.5	48.5	50.0	46.3
22/09/2024	22:47	48.2		49.4	46.6
22/09/2024	22:52	48.9		50.7	46.7
22/09/2024	22:57	47.5		48.7	45.9
		Mean	49.4		
		Maximum	51.4		
		Minimum	48.2		

Date	Start Time	Leq (5mins)	Leq (30mins)	L10 (5mins)	L90 (5mins)
23/09/2024	19:02	53.9		55.1	52.6
23/09/2024	19:07	54.6		56.7	52.6
23/09/2024	19:12	55.4	54.4	57.3	52.8
23/09/2024	19:17	54.3		55.7	52.5
23/09/2024	19:22	54.4		55.5	52.4
23/09/2024	19:27	53.9		55.1	52.1
23/09/2024	19:32	53.5		55.0	51.9
23/09/2024	19:37	54.8		56.5	52.9
23/09/2024	19:42	55.0	54.2	56.3	52.8
23/09/2024	19:47	53.9		55.3	52.0
23/09/2024	19:52	53.6		55.3	52.2
23/09/2024	19:57	54.1		55.9	52.4
23/09/2024	20:02	55.1		56.6	52.3
23/09/2024	20:07	53.7		55.5	52.0
23/09/2024	20:12	54.3	53.9	56.1	52.2
23/09/2024	20:17	53.8		55.0	52.0
23/09/2024	20:22	53.2		54.4	51.9
23/09/2024	20:27	53.1		54.1	51.8
23/09/2024	20:32	53.4		54.9	51.9
23/09/2024	20:37	54.8		57.0	51.9
23/09/2024	20:42	55.3	54.2	57.5	52.7
23/09/2024	20:47	54.5		56.5	52.6
23/09/2024	20:52	53.5		55.0	52.0
23/09/2024	20:57	53.2		54.5	51.9
23/09/2024	21:02	54.4		56.6	51.7
23/09/2024	21:07	53.8		55.5	51.9
23/09/2024	21:12	53.8	54.1	55.4	52.0
23/09/2024	21:17	54.2		56.2	52.3
23/09/2024	21:22	54.3		56.3	52.4
23/09/2024	21:27	54.3		56.4	52.0
23/09/2024	21:32	54.7		56.6	52.0
23/09/2024	21:37	53.7		55.5	51.8
23/09/2024	21:42	53.6	53.5	55.8	51.4
23/09/2024	21:47	52.9		54.3	51.5
23/09/2024	21:52	52.7		53.9	51.5
23/09/2024	21:57	53.0		54.2	51.7
23/09/2024	22:02	53.3		54.4	52.1
23/09/2024	22:07	53.4		54.9	52.0
23/09/2024	22:12	53.8	53.4	55.3	52.1
23/09/2024	22:17	53.6		54.6	52.2
23/09/2024	22:22	53.2		54.5	52.1
23/09/2024	22:27	53.2		54.7	51.8
23/09/2024	22:32	52.6		53.8	51.3
23/09/2024	22:37	52.2		52.9	51.5
23/09/2024	22:42	52.9	52.8	54.2	51.6
23/09/2024	22:47	53.6		54.6	52.5
23/09/2024	22:52	52.6		53.8	51.5
23/09/2024	22:57	52.5		53.5	51.5
		Mean	53.8		
		Maximum	54.4		
		Minimum	52.8		

Date	Start Time	Leq (5mins)	Leq (30mins)	L10 (5mins)	L90 (5mins)
24/09/2024	19:02	61.4		62.9	59.6
24/09/2024	19:07	62.1		63.9	59.8
24/09/2024	19:12	62.1	62.2	63.7	59.4
24/09/2024	19:17	61.7		63.4	59.4
24/09/2024	19:22	63.7		65.6	61.0
24/09/2024	19:27	61.5		62.8	59.7
24/09/2024	19:32	61.1		62.4	59.3
24/09/2024	19:37	60.6		62.0	59.1
24/09/2024	19:42	62.0	61.6	63.3	60.1
24/09/2024	19:47	62.4		64.1	60.8
24/09/2024	19:52	61.7		62.7	60.3
24/09/2024	19:57	61.8		63.1	60.3
24/09/2024	20:02	60.3		61.5	58.5
24/09/2024	20:07	61.0		62.4	58.9
24/09/2024	20:12	60.8	60.6	62.1	59.0
24/09/2024	20:17	60.7		61.8	58.9
24/09/2024	20:22	60.3		61.7	58.8
24/09/2024	20:27	60.3		61.8	58.7
24/09/2024	20:32	59.0		60.5	56.7
24/09/2024	20:37	60.7		62.2	58.8
24/09/2024	20:42	61.1	60.6	62.5	59.5
24/09/2024	20:47	61.0		62.5	59.2
24/09/2024	20:52	60.8		62.0	59.3
24/09/2024	20:57	60.8		61.9	59.3
24/09/2024	21:02	61.6		62.8	60.3
24/09/2024	21:07	61.4		62.6	60.2
24/09/2024	21:12	61.8	61.0	63.4	60.3
24/09/2024	21:17	61.4		62.3	60.2
24/09/2024	21:22	59.9		61.2	58.3
24/09/2024	21:27	59.6		60.5	58.5
24/09/2024	21:32	61.1		62.7	59.4
24/09/2024	21:37	60.2		61.2	58.7
24/09/2024	21:42	60.3	60.7	61.3	58.8
24/09/2024	21:47	61.5		62.8	59.6
24/09/2024	21:52	60.9		62.3	59.4
24/09/2024	21:57	60.2		61.5	58.7
24/09/2024	22:02	59.3		60.8	57.2
24/09/2024	22:07	58.8		59.9	57.0
24/09/2024	22:12	59.9	60.3	61.9	57.3
24/09/2024	22:17	60.5		62.6	57.8
24/09/2024	22:22	61.0		62.8	59.0
24/09/2024	22:27	61.8		63.5	59.7
24/09/2024	22:32	61.6		63.2	59.8
24/09/2024	22:37	61.5		63.1	59.7
24/09/2024	22:42	60.4	60.7	62.5	58.0
24/09/2024	22:47	60.2		61.5	57.6
24/09/2024	22:52	60.3		61.9	58.1
24/09/2024	22:57	59.8		61.6	57.7
		Mean	61.0		
		Maximum	62.2		
		Minimum	60.3		

Station: CM18

Date	Start Time	Leq (5mins)	Leq (30mins)	L10 (5mins)	L90 (5mins)
25/09/2024	19:02	58.8		61.0	51.7
25/09/2024	19:07	53.7		56.3	47.6
25/09/2024	19:12	58.0	57.1	59.0	48.4
25/09/2024	19:17	55.1		57.5	49.4
25/09/2024	19:22	59.2		62.0	49.1
25/09/2024	19:27	54.2		58.4	48.9
25/09/2024	19:32	57.7		61.8	49.0
25/09/2024	19:37	53.5		56.6	48.1
25/09/2024	19:42	53.4	55.7	56.9	47.3
25/09/2024	19:47	58.3		59.0	47.6
25/09/2024	19:52	54.0		57.4	48.8
25/09/2024	19:57	54.0		56.2	47.4
25/09/2024	20:02	53.4		57.5	47.1
25/09/2024	20:07	57.8		60.9	48.3
25/09/2024	20:12	57.7	55.9	58.5	47.8
25/09/2024	20:17	55.5		58.5	47.7
25/09/2024	20:22	54.3		58.3	48.5
25/09/2024	20:27	55.1		57.9	48.8
25/09/2024	20:32	58.2		59.3	48.4
25/09/2024	20:37	53.5		55.7	46.9
25/09/2024	20:42	53.7	54.9	56.6	48.1
25/09/2024	20:47	54.0		56.2	48.2
25/09/2024	20:52	54.1		57.4	47.3
25/09/2024	20:57	53.7		55.4	48.0
25/09/2024	21:02	52.7		55.9	46.9
25/09/2024	21:07	51.6		53.3	47.1
25/09/2024	21:12	52.9	53.3	56.1	47.8
25/09/2024	21:17	51.4		54.3	47.1
25/09/2024	21:22	54.2		58.0	47.0
25/09/2024	21:27	55.6		58.4	48.0
25/09/2024	21:32	56.2		60.0	47.9
25/09/2024	21:37	56.2		58.1	47.2
25/09/2024	21:42	53.0	54.4	55.5	47.0
25/09/2024	21:47	50.6		53.6	46.8
25/09/2024	21:52	53.3		56.0	48.0
25/09/2024	21:57	54.4		57.2	47.8
25/09/2024	22:02	52.9		56.9	46.5
25/09/2024	22:07	51.4		52.1	46.4
25/09/2024	22:12	51.9	52.9	54.9	47.3
25/09/2024	22:17	52.1		53.1	46.2
25/09/2024	22:22	54.4		55.3	46.3
25/09/2024	22:27	53.9		56.7	47.0
25/09/2024	22:32	51.1		53.4	46.4
25/09/2024	22:37	57.5		58.5	47.1
25/09/2024	22:42	53.9	53.8	56.0	47.8
25/09/2024	22:47	50.6		52.5	47.8
25/09/2024	22:52	53.8		56.5	47.2
25/09/2024	22:57	51.5		54.8	46.9
		Mean	54.7		
		Maximum	57.1		
		Minimum	52.9		

Date	Start Time	Leq (5mins)	Leq (30mins)	L10 (5mins)	L90 (5mins)
26/09/2024	19:02	49.6		50.3	48.4
26/09/2024	19:07	49.7		50.4	48.8
26/09/2024	19:12	50.2	49.9	50.9	48.8
26/09/2024	19:17	50.5		51.6	49.0
26/09/2024	19:22	49.8		51.4	48.5
26/09/2024	19:27	49.8		50.8	48.7
26/09/2024	19:32	49.9		51.5	48.5
26/09/2024	19:37	49.1		50.5	47.5
26/09/2024	19:42	49.4	49.3	50.7	47.7
26/09/2024	19:47	49.1		50.4	47.9
26/09/2024	19:52	49.1		50.7	47.3
26/09/2024	19:57	49.4		50.1	47.4
26/09/2024	20:02	50.0		52.1	47.7
26/09/2024	20:07	50.0		51.5	48.0
26/09/2024	20:12	49.6	49.6	53.0	47.3
26/09/2024	20:17	50.5		53.5	47.4
26/09/2024	20:22	48.6		49.9	47.1
26/09/2024	20:27	48.5		49.6	47.1
26/09/2024	20:32	48.8		50.2	47.0
26/09/2024	20:37	48.5		49.5	46.9
26/09/2024	20:42	51.1	49.4	52.5	49.3
26/09/2024	20:47	50.2		51.1	47.5
26/09/2024	20:52	49.0		50.0	47.8
26/09/2024	20:57	48.0		48.9	47.2
26/09/2024	21:02	49.9		52.2	47.0
26/09/2024	21:07	48.2		49.3	46.9
26/09/2024	21:12	48.1	49.1	49.2	46.7
26/09/2024	21:17	48.8		49.8	47.3
26/09/2024	21:22	49.8		51.1	48.2
26/09/2024	21:27	49.7		51.1	47.0
26/09/2024	21:32	47.9		49.4	46.3
26/09/2024	21:37	47.7		48.6	46.3
26/09/2024	21:42	47.9	47.6	48.9	46.6
26/09/2024	21:47	47.0		48.1	45.8
26/09/2024	21:52	47.4		48.3	46.4
26/09/2024	21:57	47.8		48.8	46.9
26/09/2024	22:02	47.9		49.8	46.3
26/09/2024	22:07	48.0		49.1	46.7
26/09/2024	22:12	47.6	47.6	48.7	46.5
26/09/2024	22:17	48.1		49.1	46.3
26/09/2024	22:22	46.8		47.7	45.5
26/09/2024	22:27	47.3		48.6	45.6
26/09/2024	22:32	46.9		48.5	45.5
26/09/2024	22:37	46.9		47.9	45.7
26/09/2024	22:42	46.5	46.7	47.2	45.1
26/09/2024	22:47	47.1		48.6	45.5
26/09/2024	22:52	46.2		47.1	45.2
26/09/2024	22:57	46.4		47.3	45.4
		Mean	48.7		
		Maximum	49.9		
		Minimum	46.7		

Summary of Noise Monitoring Results during 19:00 - 23:00 at CM18	
	Leq (30mins)
Mean	51.9
Maximum	62.2
Minimum	39.7

Station: CM18

Date	Start Time	Leq (5mins)	Leq (30mins)	L10 (5mins)	L90 (5mins)
13/09/2024	23:04	48.8	49.1	53.7	43.1
13/09/2024	23:09	51.4		53.7	44.0
13/09/2024	23:14	45.6		47.1	43.0
13/09/2024	23:19	46.3		47.1	43.5
13/09/2024	23:24	48.3		52.4	43.2
13/09/2024	23:29	51.0		54.5	42.9
13/09/2024	23:34	45.2	45.5	46.5	42.0
13/09/2024	23:39	46.2		47.8	42.7
13/09/2024	23:44	45.1		46.7	42.6
13/09/2024	23:49	44.6		46.5	42.0
13/09/2024	23:54	45.2		47.1	42.5
13/09/2024	23:59	46.6		48.3	43.3
		Mean	47.3		
		Maximum	49.1		
		Minimum	45.5		

Date	Start Time	Leq (5mins)	Leq (30mins)	L10 (5mins)	L90 (5mins)
14/09/2024	0:04	46.0	46.0	47.0	43.3
14/09/2024	0:09	44.7		46.7	42.3
14/09/2024	0:14	44.5		46.6	42.3
14/09/2024	0:19	46.0		48.2	42.9
14/09/2024	0:24	48.3		51.1	43.4
14/09/2024	0:29	45.4		47.2	43.2
14/09/2024	0:34	46.2	46.6	48.7	42.9
14/09/2024	0:39	47.0		48.0	44.0
14/09/2024	0:44	47.6		49.4	43.5
14/09/2024	0:49	48.6		51.4	43.6
14/09/2024	0:54	44.3		46.3	42.1
14/09/2024	0:59	44.5		46.3	42.2
14/09/2024	1:04	46.3	45.2	48.7	42.5
14/09/2024	1:09	45.2		46.6	42.4
14/09/2024	1:14	44.4		46.6	41.8
14/09/2024	1:19	44.1		46.1	41.9
14/09/2024	1:24	44.9		46.3	42.3
14/09/2024	1:29	45.7		46.6	42.2
14/09/2024	1:34	49.1	45.8	49.2	43.7
14/09/2024	1:39	43.8		46.4	41.3
14/09/2024	1:44	45.3		46.9	41.8
14/09/2024	1:49	44.8		46.1	42.1
14/09/2024	1:54	45.2		46.3	41.1
14/09/2024	1:59	43.7		46.2	41.3
14/09/2024	2:04	45.0	44.7	46.3	43.1
14/09/2024	2:09	45.1		47.1	40.8
14/09/2024	2:14	44.8		46.4	41.0
14/09/2024	2:19	44.6		46.1	42.6
14/09/2024	2:24	43.3		45.9	40.9
14/09/2024	2:29	45.0		46.7	42.2
14/09/2024	2:34	44.7	44.3	46.2	41.8
14/09/2024	2:39	44.0		46.2	40.7
14/09/2024	2:44	43.3		45.8	41.1
14/09/2024	2:49	43.9		45.8	41.0
14/09/2024	2:54	44.9		46.4	41.6
14/09/2024	2:59	44.8		47.0	41.1
14/09/2024	3:04	43.1	43.8	46.0	40.1
14/09/2024	3:09	44.3		47.0	41.2
14/09/2024	3:14	44.1		45.7	40.6
14/09/2024	3:19	44.5		46.1	41.2
14/09/2024	3:24	42.6		45.3	40.2
14/09/2024	3:29	43.9		45.8	40.9
14/09/2024	3:34	45.1	44.3	46.5	42.9
14/09/2024	3:39	44.1		46.0	39.9
14/09/2024	3:44	43.2		45.7	41.2
14/09/2024	3:49	44.3		46.9	39.3
14/09/2024	3:54	44.9		46.5	41.3
14/09/2024	3:59	44.2		45.9	41.4
14/09/2024	4:04	42.9	44.0	45.7	40.8
14/09/2024	4:09	44.5		46.1	41.6
14/09/2024	4:14	44.7		46.1	41.9
14/09/2024	4:19	44.6		46.3	41.6
14/09/2024	4:24	42.7		45.8	40.4
14/09/2024	4:29	44.4		46.0	42.3
14/09/2024	4:34	45.4	44.5	46.6	41.7
14/09/2024	4:39	44.6		46.3	41.1
14/09/2024	4:44	44.0		46.4	41.8
14/09/2024	4:49	43.6		46.6	40.3
14/09/2024	4:54	44.5		45.9	41.9
14/09/2024	4:59	44.6		46.1	41.3
14/09/2024	5:04	43.1	44.4	46.1	40.8
14/09/2024	5:09	43.9		46.2	41.8
14/09/2024	5:14	45.4		46.7	42.2
14/09/2024	5:19	45.4		46.9	43.0
14/09/2024	5:24	43.7		45.9	42.5
14/09/2024	5:29	44.5		46.5	42.1
14/09/2024	5:34	45.5	44.8	47.0	42.8
14/09/2024	5:39	45.1		46.7	42.4
14/09/2024	5:44	44.0		46.2	42.4
14/09/2024	5:49	44.8		46.7	42.5
14/09/2024	5:54	45.0		46.5	42.5
14/09/2024	5:59	44.5		46.5	41.8
14/09/2024	6:04	43.8	44.3	46.1	42.3
14/09/2024	6:09	44.4		46.5	41.7
14/09/2024	6:14	44.8		46.6	41.7
14/09/2024	6:19	44.4		46.3	41.8
14/09/2024	6:24	43.2		45.9	41.2
14/09/2024	6:29	45.0		46.7	42.2
14/09/2024	6:34	45.0	44.4	46.7	41.3
14/09/2024	6:39	43.9		46.4	40.2
14/09/2024	6:44	43.1		46.0	41.4
14/09/2024	6:49	44.6		46.5	41.1
14/09/2024	6:54	45.4		47.9	41.8
14/09/2024	6:59	44.1		46.3	42.1

Date	Start Time	Leq (5mins)	Leq (30mins)	L10 (5mins)	L90 (5mins)
14/09/2024	23:04	52.4	53.0	54.2	50.7
14/09/2024	23:09	52.7		54.3	50.6
14/09/2024	23:14	54.0		56.4	51.3
14/09/2024	23:19	53.5		55.1	51.0
14/09/2024	23:24	53.2		53.9	50.6
14/09/2024	23:29	51.9		52.9	50.6
14/09/2024	23:34	51.5	51.7	52.9	50.0
14/09/2024	23:39	51.3		52.4	50.2
14/09/2024	23:44	51.5		52.9	50.1
14/09/2024	23:49	51.7		53.7	50.0
14/09/2024	23:54	52.9		54.4	50.3
14/09/2024	23:59	50.9		51.9	49.5
		Mean	45.7		
		Maximum	53.0		
		Minimum	43.8		

Date	Start Time	Leq (5mins)	Leq (30mins)	L10 (5mins)	L90 (5mins)
15/09/2024	0:04	50.8	51.3	51.5	49.6
15/09/2024	0:09	51.2		52.5	49.8
15/09/2024	0:14	51.2		52.5	49.8
15/09/2024	0:19	51.3		52.6	49.8
15/09/2024	0:24	51.3		52.7	49.8
15/09/2024	0:29	51.8		53.8	50.1
15/09/2024	0:34	52.9	53.2	55.2	50.2
15/09/2024	0:39	51.6		53.4	49.8
15/09/2024	0:44	51.1		52.9	49.2
15/09/2024	0:49	51.0		52.1	49.5
15/09/2024	0:54	55.4		59.4	49.6
15/09/2024	0:59	54.9		57.5	50.7
15/09/2024	1:04	51.4	50.8	53.0	49.4
15/09/2024	1:09	51.6		53.4	49.4
15/09/2024	1:14	50.8		51.9	49.3
15/09/2024	1:19	50.1		50.9	49.0
15/09/2024	1:24	50.5		51.5	49.1
15/09/2024	1:29	50.2		50.9	48.9
15/09/2024	1:34	50.0	50.3	50.8	48.7
15/09/2024	1:39	50.1		51.1	48.4
15/09/2024	1:44	50.2		51.2	48.6
15/09/2024	1:49	49.9		50.8	48.6
15/09/2024	1:54	50.6		51.8	49.0
15/09/2024	1:59	50.7		51.7	49.0
15/09/2024	2:04	50.1	50.9	51.2	48.6
15/09/2024	2:09	50.3		51.3	49.0
15/09/2024	2:14	51.7		54.2	49.1
15/09/2024	2:19	51.3		52.1	49.2
15/09/2024	2:24	50.7		52.4	48.7
15/09/2024	2:29	51.1		52.8	48.9
15/09/2024	2:34	52.3	50.8	54.3	49.4
15/09/2024	2:39	51.4		53.9	48.9
15/09/2024	2:44	50.6		53.1	48.7
15/09/2024	2:49	49.8		50.8	48.6
15/09/2024	2:54	49.8		50.8	48.5
15/09/2024	2:59	50.5		51.4	49.2
15/09/2024	3:04	50.3	50.4	51.4	49.0
15/09/2024	3:09	50.4		51.5	49.1
15/09/2024	3:14	50.3		51.2	48.9
15/09/2024	3:19	50.7		52.0	49.0
15/09/2024	3:24	50.3		51.3	49.0
15/09/2024	3:29	50.2		51.3	48.9
15/09/2024	3:34	50.5	50.3	51.4	49.3
15/09/2024	3:39	50.3		51.3	49.0
15/09/2024	3:44	50.2		51.1	49.0
15/09/2024	3:49	50.5		51.1	48.9
15/09/2024	3:54	50.2		51.2	48.9
15/09/2024	3:59	50.3		51.3	49.0
15/09/2024	4:04	50.2	50.3	51.2	48.9
15/09/2024	4:09	50.4		51.3	49.0
15/09/2024	4:14	50.3		51.3	49.0
15/09/2024	4:19	50.3		51.3	49.1
15/09/2024	4:24	50.4		51.5	49.2
15/09/2024	4:29	50.2		51.2	49.0
15/09/2024	4:34	50.3	50.2	51.3	48.9
15/09/2024	4:39	50.1		51.1	48.7
15/09/2024	4:44	50.1		51.1	48.8
15/09/2024	4:49	50.1		51.1	49.0
15/09/2024	4:54	50.1		51.1	48.8
15/09/2024	4:59	50.2		51.2	48.9
15/09/2024	5:04	50.3	50.3	51.3	49.0
15/09/2024	5:09	50.2		51.1	48.9
15/09/2024	5:14	50.2		51.2	48.9
15/09/2024	5:19	50.4		51.2	49.0
15/09/2024	5:24	50.4		51.4	49.1
15/09/2024	5:29	50.3		51.2	49.1
15/09/2024	5:34	50.3	50.2	51.3	49.0
15/09/2024	5:39	50.2		51.1	49.0
15/09/2024	5:44	50.2		51.3	49.0
15/09/2024	5:49	50.3		51.2	49.1
15/09/2024	5:54	50.0		50.8	49.0
15/09/2024	5:59	50.0		50.6	49.1
15/09/2024	6:04	49.8	49.8	50.6	48.9
15/09/2024	6:09	49.7		50.2	48.9
15/09/2024	6:14	49.8		50.5	48.9
15/09/2024	6:19	49.8		50.5	49.0
15/09/2024	6:24	49.7		50.3	48.9
15/09/2024	6:29	49.8		50.4	49.0
15/09/2024	6:34	49.8	50.2	50.4	49.0
15/09/2024	6:39	50.0		50.8	49.1
15/09/2024	6:44	50.2		51.0	49.2
15/09/2024	6:49	50.3		51.1	49.2
15/09/2024	6:54	50.2		51.1	49.0
15/09/2024	6:59	50.6		51.4	49.4

Date	Start Time	Leq (5mins)	Leq (30mins)	L10 (5mins)	L90 (5mins)
15/09/2024	23:04	50.3	48.0	52.6	47.6
15/09/2024	23:09	48.0		49.9	46.9
15/09/2024	23:14	47.5		48.4	46.5
15/09/2024	23:19	47.6		48.9	46.5
15/09/2024	23:24	48.8		52.7	42.4
15/09/2024	23:29	41.8		43.0	39.5
15/09/2024	23:34	49.3	48.8	54.6	39.2
15/09/2024	23:39	54.6		55.2	54.5
15/09/2024	23:44	38.5		39.6	37.0
15/09/2024	23:49	38.5		39.1	37.4
15/09/2024	23:54	44.4		46.2	37.4
15/09/2024	23:59	45.7		46.1	45.4
		Mean	50.3		
		Maximum	53.2		
		Minimum	48.0		

Station: CM18

Date	Start Time	Leq (5mins)	Leq (30mins)	L10 (5mins)	L90 (5mins)
16/09/2024	0:04	45.9		46.2	45.6
16/09/2024	0:09	46.4		47.0	45.7
16/09/2024	0:14	52.9	49.1	55.1	46.1
16/09/2024	0:19	52.9		55.1	39.6
16/09/2024	0:24	38.7		39.8	36.9
16/09/2024	0:29	38.6		39.8	37.1
16/09/2024	0:34	38.9		40.2	37.5
16/09/2024	0:39	41.7		44.3	39.2
16/09/2024	0:44	47.2	49.2	50.6	39.8
16/09/2024	0:49	38.0		38.7	36.9
16/09/2024	0:54	54.9		55.6	53.7
16/09/2024	0:59	50.5		55.2	45.6
16/09/2024	1:04	46.0		46.6	45.5
16/09/2024	1:09	46.0		46.3	45.7
16/09/2024	1:14	43.5	43.0	46.3	37.0
16/09/2024	1:19	38.8		39.1	36.2
16/09/2024	1:24	37.0		38.5	35.7
16/09/2024	1:29	37.3		37.9	34.6
16/09/2024	1:34	49.9		54.6	34.4
16/09/2024	1:39	54.2		55.1	42.7
16/09/2024	1:44	41.1	48.1	43.4	35.0
16/09/2024	1:49	35.9		36.7	34.5
16/09/2024	1:54	36.9		37.3	35.4
16/09/2024	1:59	36.4		36.9	35.5
16/09/2024	2:04	44.3		46.2	37.4
16/09/2024	2:09	46.0		46.5	45.4
16/09/2024	2:14	45.7	48.9	45.9	45.3
16/09/2024	2:19	46.4		46.9	45.6
16/09/2024	2:24	43.0		45.9	36.7
16/09/2024	2:29	54.8		55.2	54.2
16/09/2024	2:34	48.6		54.8	35.5
16/09/2024	2:39	37.2		38.5	35.9
16/09/2024	2:44	37.6	42.3	38.3	36.8
16/09/2024	2:49	37.8		39.2	36.6
16/09/2024	2:54	37.7		38.7	36.6
16/09/2024	2:59	37.5		38.4	36.4
16/09/2024	3:04	37.9		39.4	36.8
16/09/2024	3:09	38.8		41.3	36.5
16/09/2024	3:14	44.6	49.3	46.8	36.5
16/09/2024	3:19	53.6		55.3	45.8
16/09/2024	3:24	52.9		55.4	46.1
16/09/2024	3:29	46.2		46.5	45.9
16/09/2024	3:34	42.3		46.0	35.8
16/09/2024	3:39	36.9		37.7	36.1
16/09/2024	3:44	37.3	39.3	38.6	35.4
16/09/2024	3:49	36.9		37.7	35.9
16/09/2024	3:54	40.8		42.7	38.5
16/09/2024	3:59	38.1		39.2	36.3
16/09/2024	4:04	37.2		37.8	36.5
16/09/2024	4:09	38.2		39.0	37.4
16/09/2024	4:14	39.8	48.1	40.9	38.5
16/09/2024	4:19	46.7		53.7	38.8
16/09/2024	4:24	54.8		55.1	54.2
16/09/2024	4:29	42.8		43.7	37.1
16/09/2024	4:34	44.9		47.0	38.0
16/09/2024	4:39	45.7		46.1	45.5
16/09/2024	4:44	45.7	44.5	45.9	45.5
16/09/2024	4:49	46.0		46.1	45.8
16/09/2024	4:54	42.4		46.1	35.9
16/09/2024	4:59	37.9		39.5	36.2
16/09/2024	5:04	40.0		41.0	38.6
16/09/2024	5:09	41.0		42.3	39.6
16/09/2024	5:14	39.2	39.6	40.1	37.9
16/09/2024	5:19	38.7		39.9	37.6
16/09/2024	5:24	37.9		39.0	37.1
16/09/2024	5:29	40.2		43.9	37.5
16/09/2024	5:34	38.6		39.4	37.5
16/09/2024	5:39	38.9		39.8	37.9
16/09/2024	5:44	49.5	48.8	54.0	38.2
16/09/2024	5:49	54.3		55.1	44.0
16/09/2024	5:54	45.3		47.4	39.2
16/09/2024	5:59	46.8		48.2	46.0
16/09/2024	6:04	46.9		47.5	46.2
16/09/2024	6:09	50.6		53.1	46.6
16/09/2024	6:14	44.9	46.0	46.7	40.1
16/09/2024	6:19	42.9		44.7	41.3
16/09/2024	6:24	42.1		43.1	40.5
16/09/2024	6:29	40.4		41.1	39.5
16/09/2024	6:34	40.4		41.1	39.6
16/09/2024	6:39	40.4		41.4	39.4
16/09/2024	6:44	41.3	41.1	42.2	40.1
16/09/2024	6:49	41.0		42.0	39.8
16/09/2024	6:54	41.8		43.5	39.9
16/09/2024	6:59	41.3		42.2	40.3

16/09/2024	23:04	48.0		48.6	46.5
16/09/2024	23:09	47.7		48.7	46.5
16/09/2024	23:14	48.5	48.0	49.7	46.9
16/09/2024	23:19	48.2		49.6	46.5
16/09/2024	23:24	48.1		48.8	47.3
16/09/2024	23:29	47.7		48.5	45.9
16/09/2024	23:34	46.6		47.8	44.7
16/09/2024	23:39	47.6		48.1	46.9
16/09/2024	23:44	46.0	47.1	48.1	44.2
16/09/2024	23:49	46.1		48.3	44.6
16/09/2024	23:54	48.7		50.2	46.3
16/09/2024	23:59	46.8		48.5	44.9
		Mean	45.8		
		Maximum	49.3		
		Minimum	39.3		

Date	Start Time	Leq (5mins)	Leq (30mins)	L10 (5mins)	L90 (5mins)
17/09/2024	0:04	46.6		48.0	44.9
17/09/2024	0:09	46.7		47.3	45.3
17/09/2024	0:14	46.2	46.8	47.4	44.6
17/09/2024	0:19	47.6		48.2	46.9
17/09/2024	0:24	45.6		47.6	43.5
17/09/2024	0:29	47.7		49.0	44.3
17/09/2024	0:34	47.9		49.3	45.2
17/09/2024	0:39	46.6		47.9	44.7
17/09/2024	0:44	46.8	47.0	47.5	43.7
17/09/2024	0:49	46.6		47.7	44.4
17/09/2024	0:54	46.8		47.7	44.7
17/09/2024	0:59	47.1		49.2	44.3
17/09/2024	1:04	45.3		47.1	43.0
17/09/2024	1:09	48.9		50.1	45.5
17/09/2024	1:14	46.8	46.8	49.1	44.4
17/09/2024	1:19	45.4		47.4	42.5
17/09/2024	1:24	46.5		47.4	44.1
17/09/2024	1:29	46.9		47.6	44.6
17/09/2024	1:34	48.0		50.0	45.5
17/09/2024	1:39	47.3		51.4	44.1
17/09/2024	1:44	46.7	46.9	49.0	42.8
17/09/2024	1:49	47.0		48.9	44.1
17/09/2024	1:54	45.9		47.4	44.7
17/09/2024	1:59	46.2		47.1	43.5
17/09/2024	2:04	45.6		46.7	43.3
17/09/2024	2:09	47.2		47.7	46.4
17/09/2024	2:14	45.6	46.1	46.9	44.4
17/09/2024	2:19	45.9		48.4	43.2
17/09/2024	2:24	47.0		48.8	43.6
17/09/2024	2:29	44.9		46.9	43.2
17/09/2024	2:34	45.9		46.8	43.0
17/09/2024	2:39	46.0		47.4	44.3
17/09/2024	2:44	46.5	46.3	47.2	44.7
17/09/2024	2:49	45.0		46.9	43.0
17/09/2024	2:54	47.0		48.9	44.9
17/09/2024	2:59	47.0		48.4	45.4
17/09/2024	3:04	45.5		47.6	43.3
17/09/2024	3:09	47.0		47.9	44.6
17/09/2024	3:14	46.6	46.5	47.9	44.8
17/09/2024	3:19	47.3		48.7	44.6
17/09/2024	3:24	45.2		46.7	44.3
17/09/2024	3:29	46.8		48.6	43.0
17/09/2024	3:34	47.6		50.1	44.2
17/09/2024	3:39	48.5		51.0	45.4
17/09/2024	3:44	47.7	48.5	50.7	42.7
17/09/2024	3:49	49.3		52.2	44.6
17/09/2024	3:54	49.2		52.5	44.7
17/09/2024	3:59	48.6		52.2	43.4
17/09/2024	4:04	50.2		52.9	44.1
17/09/2024	4:09	49.9		52.7	43.5
17/09/2024	4:14	48.9	49.7	51.9	42.9
17/09/2024	4:19	49.9		52.7	44.4
17/09/2024	4:24	50.0		52.8	43.7
17/09/2024	4:29	49.4		52.5	43.8
17/09/2024	4:34	49.8		52.9	43.2
17/09/2024	4:39	50.0		52.8	44.0
17/09/2024	4:44	50.0	49.6	53.0	44.4
17/09/2024	4:49	49.3		52.7	43.3
17/09/2024	4:54	49.3		52.3	43.1
17/09/2024	4:59	49.1		52.2	42.0
17/09/2024	5:04	49.0		52.4	42.9
17/09/2024	5:09	49.4		52.8	42.3
17/09/2024	5:14	49.5	49.2	52.7	43.5
17/09/2024	5:19	49.2		52.6	42.8
17/09/2024	5:24	48.8		51.8	43.5
17/09/2024	5:29	49.1		52.0	43.2
17/09/2024	5:34	49.1		52.2	42.2
17/09/2024	5:39	49.7		52.6	44.2
17/09/2024	5:44	49.3	49.5	52.3	44.0
17/09/2024	5:49	49.6		53.2	44.0
17/09/2024	5:54	49.8		53.1	44.3
17/09/2024	5:59	49.5		53.0	43.6
17/09/2024	6:04	50.4		53.3	45.2
17/09/2024	6:09	49.7		52.9	44.3
17/09/2024	6:14	49.5	50.0	52.8	44.4
17/09/2024	6:19	49.9		53.1	44.2
17/09/2024	6:24	49.6		53.2	43.4
17/09/2024	6:29	50.5		53.5	45.3
17/09/2024	6:34	50.6		53.3	47.5
17/09/2024	6:39	50.0		52.9	45.7
17/09/2024	6:44	51.2	51.8	53.5	47.1
17/09/2024	6:49	52.7		55.3	47.4
17/09/2024	6:54	53.3		56.0	48.1
17/09/2024	6:59	52.3		55.2	45.6

17/09/2024	23:04	51.9		53.7	50.1
17/09/2024	23:09	51.6		53.0	50.3
17/09/2024	23:14	51.5	51.7	53.3	50.3
17/09/2024	23:19	51.9		53.7	50.4
17/09/2024	23:24	51.7		52.9	50.4
17/09/2024	23:29	51.4		52.8	50.2
17/09/2024	23:34	51.2		52.1	50.1
17/09/2024	23:39	51.7		53.9	50.2
17/09/2024	23:44	52.1	51.6	54.3	50.2
17/09/2024	23:49	51.5		52.5	50.4
17/09/2024	23:54	51.6		53.5	50.4
17/09/2024	23:59	51.3		52.3	50.4
		Mean	48.6		
		Maximum	51.8		
		Minimum	46.1		

Date	Start Time	Leq (5mins)	Leq (30mins)	L10 (5mins)	L90 (5mins)
18/09/2024	0:04	51.5		52.7	50.5
18/09/2024	0:09	51.7		53.6	50.4
18/09/2024	0:14	51.8	51.4	53.9	50.2
18/09/2024	0:19	51.1		52.3	50.1
18/09/2024	0:24	50.8		51.5	50.0
18/09/2024	0:29	51.2		51.4	50.1
18/09/2024	0:34	50.3		50.8	49.8
18/09/2024	0:39	50.6		51.0	50.1
18/09/2024	0:44	50.5	50.3	50.9	50.1
18/09/2024	0:49	50.3		50.8	49.7
18/09/2024	0:54	50.3		50.7	49.8
18/09/2024	0:59	50.0		50.4	49.6
18/09/2024	1:04	50.0		50.4	49.6
18/09/2024	1:09	50.1		50.4	49.6
18/09/2024	1:14	50.4	50.2	51.2	49.7
18/09/2024	1:19	50.6		51.4	49.7
18/09/2024	1:24	50.2		50.6	49.7
18/09/2024	1:29	50.0		50.4	49.6
18/09/2024	1:34	50.1		50.5	49.7
18/09/2024	1:39	50.5		51.4	49.8
18/09/2024	1:44	50.4	50.8	51.2	49.8
18/09/2024	1:49	51.0		52.6	49.8
18/09/2024	1:54	51.1		51.2	49.9
18/09/2024	1:59	51.6		52.2	50.1
18/09/2024	2:04	51.5		53.6	49.9
18/09/2024	2:09	50.5		50.8	49.8
18/09/2024	2:14	50.2	50.5	50.6	49.8
18/09/2024	2:19	50.4		50.9	49.8
18/09/2024	2:24	50.1		50.5	49.7
18/09/2024	2:29	50.0		50.4	49.6
18/09/2024	2:34	50.1		50.5	49.7
18/09/2024	2:39	50.0		50.4	49.6
18/09/2024	2:44	49.9	50.0	50.3	49.6
18/09/2024	2:49	50.0		50.3	49.6
18/09/2024	2:54	50.1		50.6	49.7
18/09/2024	2:59	50.1		50.4	49.7
18/09/2024	3:04	50.1		50.5	49.8
18/09/2024	3:09	50.1		50.4	49.7
18/09/2024	3:14	50.2	50.3	50.5	49.8
18/09/2024	3:19	50.2		50.6	49.8
18/09/2024	3:24	50.5		50.8	50.0
18/09/2024	3:29	50.5		50.9	50.0
18/09/2024	3:34	50.4		50.7	50.0
18/09/2024	3:39	50.3		50.7	49.8
18/09/2024	3:44	50.2	50.3	50.6	49.8
18/09/2024	3:49	50.2		50.6	49.8
18/09/2024	3:54	50.2		50.6	49.9
18/09/2024	3:59	50.2		50.6	49.9
18/09/2024	4:04	50.4		50.8	49.9
18/09/2024	4:09	50.5		50.9	49.9
18/09/2024	4:14	50.3	50.4	50.7	49.9
18/09/2024	4:19	50.3		50.7	49.9
18/09/2024	4:24	50.3		50.7	49.9
18/09/2024	4:29	50.3		50.7	49.9
18/09/2024	4:34	50.2		50.6	49.9
18/09/2024	4:39	50.3		50.7	49.9
18/09/2024	4:44	50.3	50.4	50.6	49.9
18/09/2024	4:49	50.3		50.7	50.0
18/09/2024	4:54	50.4		50.9	49.9
18/09/2024	4:59	50.6		51.0	50.0
18/09/2024	5:04	50.4		51.0	49.9
18/09/2024	5:09	50.2		50.6	49.8
18/09/2024	5:14	50.2	50.3	50.6	49.9
18/09/2024	5:19	50.3		50.7	49.9
18/09/2024	5:24	50.3		50.6	49.9
18/09/2024	5:29	50.4		50.8	50.0
18/09/2024	5:34	50.3		50.7	50.0
18/09/2024	5:39	50.6		50.7	49.9
18/09/2024	5:44	50.4	50.4	50.8	50.1
18/09/2024	5:49	50.6		51.1	50.0
18/09/2024	5:54	50.3		50.6	49.9
18/09/2024	5:59	50.4		50.8	49.9
18/09/2024	6:04	50.2		50.6	49.8
18/09/2024	6:09	50.3		50.6	49.9
18/09/2024	6:14	50.4	50.4	50.8	50.1
18/09/2024	6:19	50.6		51.1	50.1
18/09/2024	6:24	50.5		50.9	50.1
18/09/2024	6:29	50.3		50.6	49.9
18/09/2024	6:34	50.3		50.7	49.9
18/09/2024	6:39	50.4		50.7	50.0
18/09/2024	6:44	50.3	50.5	50.7	49.9
18/09/2024	6:49	50.3		50.6	49.9
18/09/2024	6:54	50.7		51.4	50.1
18/09/2024	6:59	50.7		51.1	50.3

18/09/2024	23:04	46.5		46.8	45.9
18/09/2024	23:09	47.0		47.8	46.2
18/09/2024	23:14	48.1	46.2	49.8	46.9
18/09/2024	23:19	48.2		49.7	46.7
18/09/2024	23:24	40.7		41.6	39.6
18/09/2024	23:29	40.3		41.5	38.6
18/09/2024	23:34	40.4		41.5	39.1
18/09/2024	23:39	40.6		41.4	39.6
18/09/2024	23:44	39.8	43.7	40.6	38.9
18/09/2024	23:49	42.2		45.1	39.7
18/09/2024	23:54	46.9		47.5	46.3
18/09/2024	23:59	46.4		46.9	45.8
		Mean	49.7		
		Maximum	51.4		
		Minimum	43.7		

Station: CM18

Date	Start Time	Leq (5mins)	Leq (30mins)	L10 (5mins)	L90 (5mins)
19/09/2024	0:04	46.1		46.4	45.9
19/09/2024	0:09	45.8		46.4	45.7
19/09/2024	0:14	38.7	43.8	39.3	38.1
19/09/2024	0:19	38.3		39.0	37.5
19/09/2024	0:24	38.9		40.1	37.7
19/09/2024	0:29	46.3		50.8	38.3
19/09/2024	0:34	45.2		48.5	39.3
19/09/2024	0:39	40.4		43.2	38.0
19/09/2024	0:44	46.4	46.0	46.8	46.0
19/09/2024	0:49	46.9		48.8	45.7
19/09/2024	0:54	46.9		47.5	46.2
19/09/2024	0:59	47.2		48.3	46.3
19/09/2024	1:04	45.7		50.1	40.9
19/09/2024	1:09	39.7		40.9	38.6
19/09/2024	1:14	38.9	41.6	39.8	37.4
19/09/2024	1:19	39.6		40.3	38.7
19/09/2024	1:24	40.1		40.9	39.1
19/09/2024	1:29	41.5		43.7	39.5
19/09/2024	1:34	47.1		47.7	46.5
19/09/2024	1:39	46.9		47.7	46.2
19/09/2024	1:44	46.2	45.3	46.4	45.9
19/09/2024	1:49	46.1		46.8	45.9
19/09/2024	1:54	39.6		40.6	38.4
19/09/2024	1:59	40.8		42.8	38.8
19/09/2024	2:04	39.8		41.2	38.6
19/09/2024	2:09	41.1		42.3	39.1
19/09/2024	2:14	41.3	42.0	42.5	40.0
19/09/2024	2:19	43.4		44.6	42.0
19/09/2024	2:24	42.5		43.4	41.4
19/09/2024	2:29	42.7		44.5	41.1
19/09/2024	2:34	47.3		47.7	46.8
19/09/2024	2:39	47.0		47.4	46.6
19/09/2024	2:44	47.0	46.0	47.4	46.6
19/09/2024	2:49	46.6		47.1	46.2
19/09/2024	2:54	43.5		44.2	42.6
19/09/2024	2:59	42.1		43.2	41.1
19/09/2024	3:04	42.2		43.1	41.2
19/09/2024	3:09	42.3		43.0	41.5
19/09/2024	3:14	42.6	44.6	43.6	41.5
19/09/2024	3:19	42.9		44.4	41.5
19/09/2024	3:24	47.1		47.5	46.6
19/09/2024	3:29	47.0		47.4	46.5
19/09/2024	3:34	46.9		47.4	46.5
19/09/2024	3:39	46.7		47.3	46.4
19/09/2024	3:44	42.1	44.6	43.0	41.1
19/09/2024	3:49	43.2		44.0	42.3
19/09/2024	3:54	43.1		44.0	41.9
19/09/2024	3:59	42.7		43.5	41.9
19/09/2024	4:04	43.9		46.3	42.0
19/09/2024	4:09	47.4		50.7	41.8
19/09/2024	4:14	42.2	45.4	43.2	41.1
19/09/2024	4:19	43.4		46.1	40.2
19/09/2024	4:24	46.7		47.3	46.2
19/09/2024	4:29	46.3		46.7	45.9
19/09/2024	4:34	46.2		46.5	45.8
19/09/2024	4:39	46.0		46.7	45.7
19/09/2024	4:44	41.0	43.8	41.8	40.1
19/09/2024	4:49	41.2		42.0	40.3
19/09/2024	4:54	41.1		42.1	40.1
19/09/2024	4:59	43.5		47.1	40.6
19/09/2024	5:04	41.6		42.3	40.8
19/09/2024	5:09	42.6		45.4	40.1
19/09/2024	5:14	47.0	46.0	47.6	46.6
19/09/2024	5:19	46.4		46.8	46.1
19/09/2024	5:24	46.7		47.1	46.4
19/09/2024	5:29	48.3		50.2	47.0
19/09/2024	5:34	46.8		49.7	41.8
19/09/2024	5:39	42.3		43.2	41.3
19/09/2024	5:44	41.1	44.0	41.7	40.3
19/09/2024	5:49	45.9		50.2	40.6
19/09/2024	5:54	44.1		47.3	39.6
19/09/2024	5:59	39.8		41.2	38.4
19/09/2024	6:04	40.3		41.7	38.7
19/09/2024	6:09	44.1		45.8	40.7
19/09/2024	6:14	46.4	45.4	46.9	45.9
19/09/2024	6:19	46.9		48.1	45.9
19/09/2024	6:24	46.1		46.3	45.8
19/09/2024	6:29	45.9		46.6	45.6
19/09/2024	6:34	42.0		42.8	41.1
19/09/2024	6:39	40.6		41.5	39.4
19/09/2024	6:44	44.3	46.7	46.2	41.5
19/09/2024	6:49	48.9		52.1	45.1
19/09/2024	6:54	49.2		51.8	45.9
19/09/2024	6:59	48.3		49.6	46.8
19/09/2024	23:02	46.8		48.6	45.3
19/09/2024	23:07	48.5		49.2	47.6
19/09/2024	23:12	48.0		48.8	46.9
19/09/2024	23:17	48.5	48.0	49.2	47.5
19/09/2024	23:22	47.8		49.2	46.3
19/09/2024	23:27	48.1		49.8	46.4
19/09/2024	23:32	48.6		49.4	47.4
19/09/2024	23:37	48.5		49.2	47.2
19/09/2024	23:42	48.2	48.3	49.2	46.8
19/09/2024	23:47	49.1		49.8	48.0
19/09/2024	23:52	47.4		49.2	46.2
19/09/2024	23:57	47.6		48.4	46.6
		Mean	45.1		
		Maximum	48.3		
		Minimum	41.6		

Date	Start Time	Leq (5mins)	Leq (30mins)	L10 (5mins)	L90 (5mins)
20/09/2024	0:02	48.6		49.4	47.8
20/09/2024	0:07	47.8		48.5	46.8
20/09/2024	0:12	46.8	47.9	47.3	46.3
20/09/2024	0:17	46.9		47.6	46.0
20/09/2024	0:22	46.4		46.8	45.8
20/09/2024	0:27	49.7		52.7	46.6
20/09/2024	0:32	48.5		50.5	46.6
20/09/2024	0:37	48.5		49.7	46.7
20/09/2024	0:42	49.7	48.6	50.4	48.6
20/09/2024	0:47	48.9		49.9	47.6
20/09/2024	0:52	48.2		50.3	46.6
20/09/2024	0:57	47.2		47.6	46.9
20/09/2024	1:02	47.5		49.2	46.0
20/09/2024	1:07	50.1		52.0	46.0
20/09/2024	1:12	46.5	47.2	47.0	45.8
20/09/2024	1:17	45.4		46.3	44.7
20/09/2024	1:22	45.5		46.1	44.9
20/09/2024	1:27	46.0		46.4	45.5
20/09/2024	1:32	45.4		46.1	44.7
20/09/2024	1:37	44.9		45.8	43.8
20/09/2024	1:42	46.3	45.7	46.7	45.8
20/09/2024	1:47	46.3		47.7	45.2
20/09/2024	1:52	45.0		45.7	44.2
20/09/2024	1:57	46.0		46.5	45.4
20/09/2024	2:02	44.6		46.1	43.6
20/09/2024	2:07	44.5		45.8	43.5
20/09/2024	2:12	45.7	47.6	46.3	45.1
20/09/2024	2:17	47.4		50.6	44.6
20/09/2024	2:22	50.2		51.7	46.2
20/09/2024	2:27	49.6		52.3	46.1
20/09/2024	2:32	51.4		52.2	49.9
20/09/2024	2:37	51.3		52.2	49.6
20/09/2024	2:42	51.1	50.1	52.2	49.1
20/09/2024	2:47	49.2		50.7	45.4
20/09/2024	2:52	47.2		49.6	45.2
20/09/2024	2:57	48.7		52.2	45.9
20/09/2024	3:02	53.1		55.6	46.9
20/09/2024	3:07	55.2		56.1	53.1
20/09/2024	3:12	54.2	53.0	55.9	51.6
20/09/2024	3:17	52.7		56.3	45.0
20/09/2024	3:22	47.1		51.0	43.9
20/09/2024	3:27	51.8		54.5	45.3
20/09/2024	3:32	51.3		54.9	45.8
20/09/2024	3:37	52.3		54.6	44.8
20/09/2024	3:42	54.0	54.3	56.0	50.9
20/09/2024	3:47	55.3		56.9	52.6
20/09/2024	3:52	55.6		56.9	53.3
20/09/2024	3:57	55.5		56.8	53.2
20/09/2024	4:02	51.5		55.8	45.0
20/09/2024	4:07	49.8		53.0	45.5
20/09/2024	4:12	49.9	48.5	54.1	44.6
20/09/2024	4:17	44.9		45.6	44.1
20/09/2024	4:22	44.7		45.4	44.0
20/09/2024	4:27	44.6		45.0	44.1
20/09/2024	4:32	44.7		45.2	44.1
20/09/2024	4:37	45.5		46.7	44.6
20/09/2024	4:42	45.1	45.2	45.6	44.4
20/09/2024	4:47	44.5		45.1	43.9
20/09/2024	4:52	44.8		45.3	44.2
20/09/2024	4:57	46.4		49.0	44.2
20/09/2024	5:02	44.8		46.0	43.9
20/09/2024	5:07	46.2		47.0	45.2
20/09/2024	5:12	46.2	45.3	47.3	44.7
20/09/2024	5:17	44.5		45.0	44.0
20/09/2024	5:22	44.8		45.2	44.3
20/09/2024	5:27	44.9		45.8	43.9
20/09/2024	5:32	44.4		45.2	43.3
20/09/2024	5:37	45.0		45.5	44.6
20/09/2024	5:42	44.3	44.4	45.3	43.1
20/09/2024	5:47	44.4		45.6	43.3
20/09/2024	5:52	44.0		44.5	43.4
20/09/2024	5:57	44.2		45.0	43.4
20/09/2024	6:02	44.6		45.0	44.2
20/09/2024	6:07	45.0		45.3	44.4
20/09/2024	6:12	45.2	45.8	45.6	44.8
20/09/2024	6:17	45.9		46.4	45.4
20/09/2024	6:22	45.6		46.3	44.8
20/09/2024	6:27	47.6		49.3	45.5
20/09/2024	6:32	47.6		48.9	45.7
20/09/2024	6:37	47.5		48.7	45.5
20/09/2024	6:42	46.2	47.1	47.0	45.3
20/09/2024	6:47	46.8		47.3	46.1
20/09/2024	6:52	46.8		47.2	46.4
20/09/2024	6:57	47.3		47.9	46.7
20/09/2024	23:02	50.9		52.1	50.0
20/09/2024	23:07	50.5		51.2	49.9
20/09/2024	23:12	50.5	50.7	51.0	49.9
20/09/2024	23:17	50.7		51.7	50.0
20/09/2024	23:22	51.0		52.3	50.0
20/09/2024	23:27	50.7		51.8	50.0
20/09/2024	23:32	50.9		51.9	50.1
20/09/2024	23:37	51.5		52.1	50.1
20/09/2024	23:42	50.8	50.8	51.8	50.0
20/09/2024	23:47	50.5		51.2	49.8
20/09/2024	23:52	50.5		51.3	49.9
20/09/2024	23:57	52.2		52.3	49.9
		Mean	48.2		
		Maximum	54.3		
		Minimum	44.4		

Date	Start Time	Leq (5mins)	Leq (30mins)	L10 (5mins)	L90 (5mins)
21/09/2024	0:02	51.1		52.1	50.0
21/09/2024	0:07	51.3		51.4	50.2
21/09/2024	0:12	50.6	50.7	51.3	50.0
21/09/2024	0:17	50.3		50.7	49.9
21/09/2024	0:22	50.1		50.4	49.8
21/09/2024	0:27	50.6		51.2	50.0
21/09/2024	0:32	50.8		51.8	49.8
21/09/2024	0:37	50.2		50.4	49.8
21/09/2024	0:42	50.1	50.2	50.4	49.8
21/09/2024	0:47	50.0		50.2	49.7
21/09/2024	0:52	50.1		50.3	49.8
21/09/2024	0:57	50.0		50.3	49.7
21/09/2024	1:02	49.9		50.2	49.6
21/09/2024	1:07	49.9		50.2	49.7
21/09/2024	1:12	50.3	51.9	50.7	49.9
21/09/2024	1:17	51.4		51.9	51.0
21/09/2024	1:22	54.2		56.3	52.0
21/09/2024	1:27	53.4		54.8	52.3
21/09/2024	1:32	51.6		52.1	51.1
21/09/2024	1:37	51.4		51.7	51.0
21/09/2024	1:42	51.9	51.7	52.3	51.5
21/09/2024	1:47	51.8		52.2	51.5
21/09/2024	1:52	51.5		51.8	51.2
21/09/2024	1:57	52.1		53.0	51.3
21/09/2024	2:02	53.4		54.0	52.4
21/09/2024	2:07	51.6		52.0	51.3
21/09/2024	2:12	51.5	51.5	52.0	50.9
21/09/2024	2:17	50.8		51.2	50.4
21/09/2024	2:22	50.7		51.1	50.3
21/09/2024	2:27	50.6		50.8	50.2
21/09/2024	2:32	50.8		51.2	50.3
21/09/2024	2:37	51.5		54.2	50.2
21/09/2024	2:42	51.0	51.2	51.4	50.6
21/09/2024	2:47	51.2		51.4	50.8
21/09/2024	2:52	50.9		51.3	50.5
21/09/2024	2:57	51.7		52.0	51.2
21/09/2024	3:02	51.5		51.7	51.1
21/09/2024	3:07	52.4		53.0	51.5
21/09/2024	3:12	51.8	51.4	52.6	51.1
21/09/2024	3:17	51.2		51.5	50.9
21/09/2024	3:22	50.8		51.1	50.5
21/09/2024	3:27	50.6		51.0	50.3
21/09/2024	3:32	50.3		50.7	49.9
21/09/2024	3:37	50.3		50.6	50.0
21/09/2024	3:42	50.3	50.3	50.6	50.0
21/09/2024	3:47	50.3		50.7	50.0
21/09/2024	3:52	50.3		50.6	49.9
21/09/2024	3:57	50.2		50.5	50.0
21/09/2024	4:02	50.2		50.5	49.9
21/09/2024	4:07	50.1		50.4	49.9
21/09/2024	4:12	50.2	50.2	50.4	49.9
21/09/2024	4:17	50.2		50.5	49.9
21/09/2024	4:22	50.2		50.4	49.9
21/09/2024	4:27	50.3		50.7	50.0
21/09/2024	4:32	50.7		51.1	50.2
21/09/2024	4:37	50.7		51.3	50.2
21/09/2024	4:42	50.7	50.6	51.2	50.3
21/09/2024	4:47	50.7		51.3	50.3
21/09/2024	4:52	50.5		50.8	50.0
21/09/2024	4:57	50.5		51.1	50.0
21/09/2024	5:02	50.4		50.8	50.1
21/09/2024	5:07	50.6		51.0	50.2
21/09/2024	5:12	50.1	50.4	50.4	49.9
21/09/2024	5:17	50.3		50.6	49.9
21/09/2024	5:22	50.3		50.6	50.0
21/09/2024	5:27	50.4		50.7	50.1
21/09/2024	5:32	50.3		50.6	50.0
21/09/2024	5:37	50.2		50.5	50.0
21/09/2024	5:42	50.2	50.3	50.4	49.9
21/09/2024	5:47	50.2		50.4	49.9
21/09/2024	5:52	50.3		50.6	50.1
21/09/2024	5:57	50.4		50.7	50.0
21/09/2024	6:02	50.4		50.7	50.1
21/09/2024	6:07	50.6		51.1	50.1
21/09/2024	6:12	50.2	50.6	50.4	49.9
21/09/2024	6:17	50.1		50.4	49.9
21/09/2024	6:22	50.4		50.6	50.0
21/09/2024	6:27	51.5		52.2	50.2
21/09/2024	6:32	50.3		50.5	50.0
21/09/2024	6:37	51.5		52.4	50.1
21/09/2024	6:42	52.3	53.1	54.8	50.0
21/09/2024	6:47	53.9		56.1	50.6
21/09/2024	6:52	54.2		56.3	50.7
21/09/2024	6:57	54.8		57.4	51.8
21/09/2024	23:02	41.8		44.8	38.6
21/09/2024	23:07	48.2		54.0	37.8
21/09/2024	23:12	55.0	48.5	55.8	54.5
21/09/2024	23:17	38.6		39.2	37.7
21/09/2024	23:22	39.0		39.8	37.4
21/09/2024	23:27	39.9		40.5	37.8
21/09/2024	23:32	39.0		39.3	36.8
21/09/2024	23:37	37.4		37.7	36.6
21/09/2024	23:42	43.8	50.8	48.2	37.2
21/09/2024	23:47	52.5		54.0	49.5
21/09/2024	23:52	52.1		53.2	50.8
21/09/2024	23:57	55.3		57.0	52.9
		Mean	50.8		
		Maximum	53.1		
		Minimum	48.5		

Station: CM18

Date	Start Time	Leq (5mins)	Leq (30mins)	L10 (5mins)	L90 (5mins)
22/09/2024	0:02	50.9		53.1	48.5
22/09/2024	0:07	48.8		50.8	46.0
22/09/2024	0:12	49.7	49.8	51.1	48.0
22/09/2024	0:17	50.4		51.9	48.6
22/09/2024	0:22	50.1		51.4	48.6
22/09/2024	0:27	48.5		49.6	47.3
22/09/2024	0:32	54.4		57.2	48.7
22/09/2024	0:37	52.1		55.4	48.2
22/09/2024	0:42	49.7	50.3	51.8	47.7
22/09/2024	0:47	47.9		50.1	44.4
22/09/2024	0:52	44.9		47.5	40.9
22/09/2024	0:57	43.8		47.0	39.1
22/09/2024	1:02	44.1		47.0	39.7
22/09/2024	1:07	46.8		49.7	41.3
22/09/2024	1:12	47.5	48.2	50.4	42.0
22/09/2024	1:17	50.1		51.4	48.8
22/09/2024	1:22	49.3		50.7	47.1
22/09/2024	1:27	49.2		50.7	47.6
22/09/2024	1:32	49.5		50.9	48.3
22/09/2024	1:37	49.6		50.9	48.0
22/09/2024	1:42	50.8	48.9	52.1	49.3
22/09/2024	1:47	48.8		50.2	47.3
22/09/2024	1:52	47.4		49.0	45.1
22/09/2024	1:57	45.0		46.9	42.5
22/09/2024	2:02	44.7		47.6	40.4
22/09/2024	2:07	43.7		47.6	38.9
22/09/2024	2:12	42.2	42.5	45.3	38.1
22/09/2024	2:17	40.6		43.2	37.7
22/09/2024	2:22	40.8		42.5	38.6
22/09/2024	2:27	41.4		43.1	38.7
22/09/2024	2:32	39.6		41.5	37.7
22/09/2024	2:37	39.8		41.5	37.3
22/09/2024	2:42	38.8	39.2	40.4	36.8
22/09/2024	2:47	39.2		41.0	37.1
22/09/2024	2:52	38.2		39.4	36.8
22/09/2024	2:57	39.6		40.6	37.9
22/09/2024	3:02	39.4		40.3	38.1
22/09/2024	3:07	42.3		46.2	37.3
22/09/2024	3:12	37.7	39.7	38.5	36.7
22/09/2024	3:17	39.4		42.0	36.7
22/09/2024	3:22	39.8		42.6	36.6
22/09/2024	3:27	37.7		39.2	36.4
22/09/2024	3:32	37.9		38.8	36.4
22/09/2024	3:37	37.6		37.9	36.4
22/09/2024	3:42	37.8	37.7	39.1	36.4
22/09/2024	3:47	37.9		38.5	36.9
22/09/2024	3:52	37.4		38.0	36.6
22/09/2024	3:57	37.5		37.8	36.8
22/09/2024	4:02	37.8		38.2	37.0
22/09/2024	4:07	38.3		39.4	37.3
22/09/2024	4:12	37.7	38.2	38.3	37.1
22/09/2024	4:17	37.9		38.4	37.3
22/09/2024	4:22	38.2		38.9	37.5
22/09/2024	4:27	39.0		39.8	38.2
22/09/2024	4:32	39.1		40.0	38.0
22/09/2024	4:37	38.3		38.7	37.4
22/09/2024	4:42	38.6	39.0	39.4	37.6
22/09/2024	4:47	39.9		41.9	37.9
22/09/2024	4:52	39.3		39.6	38.0
22/09/2024	4:57	38.4		38.9	37.9
22/09/2024	5:02	37.9		38.4	37.3
22/09/2024	5:07	38.5		38.9	37.8
22/09/2024	5:12	40.1	41.6	41.3	38.4
22/09/2024	5:17	44.1		46.2	41.3
22/09/2024	5:22	43.7		46.5	40.1
22/09/2024	5:27	41.7		44.2	38.9
22/09/2024	5:32	43.3		45.5	38.8
22/09/2024	5:37	44.9		47.5	40.1
22/09/2024	5:42	44.0	43.6	46.9	39.9
22/09/2024	5:47	41.9		43.7	39.7
22/09/2024	5:52	41.9		44.3	38.7
22/09/2024	5:57	44.7		48.3	39.5
22/09/2024	6:02	56.9		59.6	42.5
22/09/2024	6:07	48.0		51.9	41.3
22/09/2024	6:12	43.8	50.7	46.5	39.7
22/09/2024	6:17	43.7		45.4	39.1
22/09/2024	6:22	46.9		47.8	39.1
22/09/2024	6:27	46.8		50.0	41.4
22/09/2024	6:32	53.4		58.2	40.2
22/09/2024	6:37	53.2		57.5	39.2
22/09/2024	6:42	55.7	52.1	60.6	39.5
22/09/2024	6:47	43.9		47.7	38.9
22/09/2024	6:52	45.3		48.4	40.1
22/09/2024	6:57	50.6		53.9	41.0

22/09/2024	23:02	47.6		48.6	46.2
22/09/2024	23:07	47.1		48.1	45.8
22/09/2024	23:12	48.5	48.3	49.6	46.6
22/09/2024	23:17	49.2		50.5	47.2
22/09/2024	23:22	47.7		49.4	46.3
22/09/2024	23:27	49.1		51.1	46.6
22/09/2024	23:32	50.0		52.4	47.6
22/09/2024	23:37	48.9		50.3	47.0
22/09/2024	23:42	47.9	48.7	49.2	46.5
22/09/2024	23:47	47.8		49.1	46.6
22/09/2024	23:52	48.5		50.3	46.6
22/09/2024	23:57	48.9		50.4	47.3
		Mean	44.9		
		Maximum	52.1		
		Minimum	37.7		

Date	Start Time	Leq (5mins)	Leq (30mins)	L10 (5mins)	L90 (5mins)
23/09/2024	0:02	47.1		48.4	45.7
23/09/2024	0:07	49.0		50.7	46.9
23/09/2024	0:12	48.3	48.2	50.1	46.2
23/09/2024	0:17	48.3		49.9	46.4
23/09/2024	0:22	47.8		49.2	46.1
23/09/2024	0:27	48.3		49.9	46.3
23/09/2024	0:32	47.9		49.2	46.4
23/09/2024	0:37	48.0		49.2	46.7
23/09/2024	0:42	46.8	47.6	48.0	45.6
23/09/2024	0:47	47.7		48.9	46.0
23/09/2024	0:52	47.3		48.5	46.2
23/09/2024	0:57	47.5		48.5	46.0
23/09/2024	1:02	47.6		48.7	46.2
23/09/2024	1:07	46.5		47.4	45.5
23/09/2024	1:12	46.0	47.0	47.1	44.7
23/09/2024	1:17	47.2		48.5	46.0
23/09/2024	1:22	47.6		48.6	46.2
23/09/2024	1:27	46.7		48.0	45.4
23/09/2024	1:32	47.0		48.2	45.8
23/09/2024	1:37	47.1		48.3	45.9
23/09/2024	1:42	47.4	46.8	48.8	45.8
23/09/2024	1:47	46.4		47.3	45.3
23/09/2024	1:52	46.7		47.9	45.3
23/09/2024	1:57	46.1		47.1	45.0
23/09/2024	2:02	47.0		48.3	45.7
23/09/2024	2:07	45.6		47.0	44.0
23/09/2024	2:12	45.3	45.9	46.6	43.9
23/09/2024	2:17	45.7		47.0	44.2
23/09/2024	2:22	45.8		47.4	43.7
23/09/2024	2:27	45.7		47.3	43.9
23/09/2024	2:32	45.0		45.9	44.0
23/09/2024	2:37	45.1		46.4	43.3
23/09/2024	2:42	44.7	44.6	45.7	43.4
23/09/2024	2:47	43.9		44.7	43.1
23/09/2024	2:52	44.1		45.4	42.7
23/09/2024	2:57	44.5		45.5	43.3
23/09/2024	3:02	44.9		46.1	43.7
23/09/2024	3:07	44.5		45.8	43.2
23/09/2024	3:12	43.9	44.5	44.8	42.9
23/09/2024	3:17	44.9		46.2	43.6
23/09/2024	3:22	44.0		45.1	42.7
23/09/2024	3:27	44.6		46.0	42.9
23/09/2024	3:32	44.3		45.4	43.2
23/09/2024	3:37	44.4		46.0	43.0
23/09/2024	3:42	44.1	44.3	45.7	42.4
23/09/2024	3:47	44.1		44.9	43.1
23/09/2024	3:52	44.4		45.9	42.8
23/09/2024	3:57	44.6		46.2	43.0
23/09/2024	4:02	45.6		47.2	43.4
23/09/2024	4:07	45.6		47.5	43.6
23/09/2024	4:12	44.3	44.6	45.7	42.8
23/09/2024	4:17	44.0		45.6	42.5
23/09/2024	4:22	43.6		45.1	42.0
23/09/2024	4:27	44.0		45.7	42.3
23/09/2024	4:32	45.8		47.4	43.9
23/09/2024	4:37	46.0		48.4	43.5
23/09/2024	4:42	45.4	45.1	46.9	43.3
23/09/2024	4:47	45.4		47.1	43.8
23/09/2024	4:52	43.9		45.3	42.4
23/09/2024	4:57	43.7		45.3	42.1
23/09/2024	5:02	45.0		46.2	43.7
23/09/2024	5:07	43.7		44.8	42.6
23/09/2024	5:12	43.8	45.1	45.2	42.3
23/09/2024	5:17	45.1		46.2	44.0
23/09/2024	5:22	45.4		47.2	43.8
23/09/2024	5:27	46.8		48.3	44.8
23/09/2024	5:32	47.4		48.7	45.8
23/09/2024	5:37	47.9		49.4	46.1
23/09/2024	5:42	48.3	49.4	50.3	45.8
23/09/2024	5:47	54.0		55.4	46.2
23/09/2024	5:52	47.1		49.4	44.8
23/09/2024	5:57	46.1		47.8	44.2
23/09/2024	6:02	47.3		49.4	44.7
23/09/2024	6:07	48.3		50.3	45.9
23/09/2024	6:12	49.5	49.5	51.6	46.4
23/09/2024	6:17	50.6		52.4	46.3
23/09/2024	6:22	50.0		52.8	45.9
23/09/2024	6:27	50.4		51.2	45.8
23/09/2024	6:32	47.8		49.3	45.9
23/09/2024	6:37	54.7		56.2	46.1
23/09/2024	6:42	47.8	50.4	49.4	45.5
23/09/2024	6:47	49.1		51.0	45.8
23/09/2024	6:52	49.3		51.2	45.8
23/09/2024	6:57	48.7		50.6	46.0

23/09/2024	23:02	52.6		53.5	51.5
23/09/2024	23:07	53.3		54.5	51.9
23/09/2024	23:12	53.1	53.3	54.3	51.9
23/09/2024	23:17	54.1		56.1	52.1
23/09/2024	23:22	53.7		55.3	51.9
23/09/2024	23:27	53.0		53.8	52.1
23/09/2024	23:32	53.1		54.1	52.0
23/09/2024	23:37	53.4		54.2	52.4
23/09/2024	23:42	52.7	53.0	53.9	51.7
23/09/2024	23:47	52.8		53.9	51.4
23/09/2024	23:52	52.7		53.9	51.5
23/09/2024	23:57	52.9		54.3	51.6
		Mean	47.4		
		Maximum	53.3		
		Minimum	44.3		

Date	Start Time	Leq (5mins)	Leq (30mins)	L10 (5mins)	L90 (5mins)
24/09/2024	0:02	52.5		53.5	51.6
24/09/2024	0:07	52.5		53.5	51.6
24/09/2024	0:12	53.8	53.1	55.7	51.9
24/09/2024	0:17	53.6		54.9	52.0
24/09/2024	0:22	53.3		54.9	51.5
24/09/2024	0:27	52.8		54.1	51.5
24/09/2024	0:32	52.6		53.6	51.7
24/09/2024	0:37	52.6		53.7	51.6
24/09/2024	0:42	53.0	52.7	54.1	51.8
24/09/2024	0:47	53.4		54.6	51.9
24/09/2024	0:52	52.6		53.9	51.5
24/09/2024	0:57	52.1		53.0	51.3
24/09/2024	1:02	52.3		53.2	51.2
24/09/2024	1:07	52.6		54.0	51.3
24/09/2024	1:12	52.8	52.5	54.1	51.6
24/09/2024	1:17	52.2		53.0	51.3
24/09/2024	1:22	52.3		53.3	51.3
24/09/2024	1:27	52.7		54.1	51.3
24/09/2024	1:32	52.2		53.2	51.2
24/09/2024	1:37	52.1		52.9	51.4
24/09/2024	1:42	52.2	52.1	52.8	51.4
24/09/2024	1:47	52.4		53.7	51.4
24/09/2024	1:52	51.8		52.9	50.8
24/09/2024	1:57	51.7		52.6	50.9
24/09/2024	2:02	51.4		52.0	50.8
24/09/2024	2:07	52.2		53.2	51.1
24/09/2024	2:12	51.2	51.4	51.9	50.4
24/09/2024	2:17	51.3		51.9	50.6
24/09/2024	2:22	51.2		51.9	50.6
24/09/2024	2:27	51.1		51.8	50.4
24/09/2024	2:32	50.9		51.2	50.3
24/09/2024	2:37	50.6		51.1	50.2
24/09/2024	2:42	50.9	50.9	51.5	50.3
24/09/2024	2:47	51.1		51.7	50.5
24/09/2024	2:52	50.7		51.3	50.2
24/09/2024	2:57	50.9		51.5	50.3
24/09/2024	3:02	50.8		51.5	50.2
24/09/2024	3:07	50.6		51.1	50.1
24/09/2024	3:12	51.0	50.8	51.8	50.2
24/09/2024	3:17	50.7		51.2	50.1
24/09/2024	3:22	51.0		51.6	50.2
24/09/2024	3:27	50.9		51.8	50.2
24/09/2024	3:32	50.8		51.3	50.3
24/09/2024	3:37	50.7		51.3	50.0
24/09/2024	3:42	51.0	51.0	51.7	50.4
24/09/2024	3:47	51.5		52.3	50.2
24/09/2024	3:52	51.1		51.9	50.3
24/09/2024	3:57	50.7		51.2	50.1
24/09/2024	4:02	50.7		51.4	50.0
24/09/2024	4:07	50.4		50.9	49.9
24/09/2024	4:12	50.7	51.5	51.3	50.1
24/09/2024	4:17	51.9		53.3	50.4
24/09/2024	4:22	52.1		53.2	51.0
24/09/2024	4:27	52.7		54.0	51.2
24/09/2024	4:32	51.2		52.0	50.3
24/09/2024	4:37	51.2		51.6	50.2
24/09/2024	4:42	50.7	50.8	51.3	50.1
24/09/2024	4:47	50.8		51.6	50.0
24/09/2024	4:52	50.5		51.0	49.9
24/09/2024	4:57	50.2		50.7	49.7
24/09/2024	5:02	50.5		50.9	50.0
24/09/2024	5:07	50.7		51.4	49.9
24/09/2024	5:12	52.7	53.1	54.8	50.3
24/09/2024	5:17	53.4		55.1	51.0
24/09/2024	5:22	54.8		56.6	51.9
24/09/2024	5:27	54.4		56.3	51.5
24/09/2024	5:32	52.8		55.1	50.8
24/09/2024	5:37	51.8		52.2	50.7
24/09/2024	5:42	52.5	52.2	53.1	50.5
24/09/2024	5:47	51.5		52.3	50.4
24/09/2024	5:52	51.3		52.1	50.3
24/09/2024	5:57	52.9		55.5	50.8
24/09/2024	6:02	54.7		57.5	50.7
24/09/2024	6:07	51.5		52.3	50.4
24/09/2024	6:12	52.8	54.6	54.9	50.7
24/09/2024	6:17	53.4		55.7	50.5
24/09/2024	6:22	53.8		56.0	51.1
24/09/2024	6:27	58.2		59.4	51.4
24/09/2024	6:32	62.3		68.0	50.6
24/09/2024	6:37	54.5		56.8	51.1
24/09/2024	6:42	59.3	58.4	62.5	51.4
24/09/2024	6:47	57.5		59.4	51.5
24/09/2024	6:52	57.0		58.3	50.6
24/09/2024	6:57	53.4		55.8	50.8

24/09/2024	23:02	59.6		61.6	57.6
24/09/2024	23:07	59.7		61.1	57.5
24/09/2024	23:12	59.7	59.4	61.4	57.8
24/09/2024	23:17	59.9		61.7	57.8
24/09/2024	23:22	59.0		60.8	56.8
24/09/2024	23:27	57.9		59.2	56.4
24/09/2024	23:32	57.1		58.3	55.7
24/09/2024	23:37	57.0		57.9	55.6
24/09/2024	23:42	58.4	58.5	59.3	56.5
24/09/2024	23:47	59.2		60.1	58.3
24/09/2024	23:52	59.4		60.3	58.5
24/09/2024	23:57	59.2		60.3	58.3
		Mean	53.3		
		Maximum	59.4		
		Minimum	50.8		

Station: CM18

Date	Start Time	Leq (5mins)	Leq (30mins)	L10 (5mins)	L90 (5mins)
25/09/2024	0:02	57.6		59.1	55.7
25/09/2024	0:07	58.1		59.2	55.9
25/09/2024	0:12	56.8	57.3	58.1	55.4
25/09/2024	0:17	56.9		58.4	55.4
25/09/2024	0:22	57.3		58.7	55.5
25/09/2024	0:27	57.0		58.5	55.1
25/09/2024	0:32	56.8		58.2	55.0
25/09/2024	0:37	56.6		58.0	54.8
25/09/2024	0:42	56.1	56.3	57.3	54.6
25/09/2024	0:47	55.6		56.5	54.4
25/09/2024	0:52	56.8		58.2	54.7
25/09/2024	0:57	55.7		56.9	54.2
25/09/2024	1:02	56.2		57.5	54.5
25/09/2024	1:07	56.9		58.5	54.4
25/09/2024	1:12	59.2	58.4	60.5	56.6
25/09/2024	1:17	59.5		60.5	58.4
25/09/2024	1:22	58.8		59.5	58.0
25/09/2024	1:27	59.0		59.9	57.9
25/09/2024	1:32	56.2		58.3	54.3
25/09/2024	1:37	55.9		57.2	54.3
25/09/2024	1:42	56.7	56.4	58.2	54.8
25/09/2024	1:47	56.2		57.7	54.4
25/09/2024	1:52	56.9		58.8	54.5
25/09/2024	1:57	56.7		58.4	54.6
25/09/2024	2:02	56.3		57.6	54.8
25/09/2024	2:07	56.8		58.3	54.5
25/09/2024	2:12	56.4	56.9	57.8	54.9
25/09/2024	2:17	57.5		59.1	55.2
25/09/2024	2:22	57.5		59.3	55.5
25/09/2024	2:27	56.6		58.2	54.6
25/09/2024	2:32	55.0		56.4	53.3
25/09/2024	2:37	54.9		56.6	52.9
25/09/2024	2:42	57.8	61.0	59.0	54.4
25/09/2024	2:47	60.7		63.6	57.8
25/09/2024	2:52	64.2		67.0	59.9
25/09/2024	2:57	64.0		66.9	59.3
25/09/2024	3:02	60.7		64.1	54.6
25/09/2024	3:07	59.6		62.5	54.8
25/09/2024	3:12	57.6	57.9	59.8	54.1
25/09/2024	3:17	56.6		59.5	53.7
25/09/2024	3:22	55.3		56.7	52.9
25/09/2024	3:27	54.4		55.9	52.3
25/09/2024	3:32	54.3		55.5	52.4
25/09/2024	3:37	54.5		55.6	52.8
25/09/2024	3:42	55.4	55.8	56.8	53.5
25/09/2024	3:47	57.6		59.3	55.2
25/09/2024	3:52	56.4		57.9	54.8
25/09/2024	3:57	55.7		57.3	53.7
25/09/2024	4:02	58.4		58.8	56.1
25/09/2024	4:07	57.8		58.6	57.0
25/09/2024	4:12	57.7	57.9	58.4	56.9
25/09/2024	4:17	57.0		58.1	54.3
25/09/2024	4:22	55.5		57.1	53.7
25/09/2024	4:27	60.0		62.9	56.5
25/09/2024	4:32	58.7		60.7	55.9
25/09/2024	4:37	57.8		59.9	55.9
25/09/2024	4:42	59.8	58.6	61.1	56.7
25/09/2024	4:47	58.3		59.7	56.8
25/09/2024	4:52	58.0		59.7	56.1
25/09/2024	4:57	58.6		60.6	56.6
25/09/2024	5:02	61.5		64.8	57.0
25/09/2024	5:07	60.6		62.1	57.9
25/09/2024	5:12	59.0	60.5	60.6	57.5
25/09/2024	5:17	58.7		59.9	57.2
25/09/2024	5:22	61.8		63.9	57.8
25/09/2024	5:27	60.2		62.3	57.8
25/09/2024	5:32	61.7		64.0	57.8
25/09/2024	5:37	60.9		63.3	57.6
25/09/2024	5:42	60.1	59.9	62.8	56.9
25/09/2024	5:47	59.2		60.9	56.4
25/09/2024	5:52	57.7		59.3	56.3
25/09/2024	5:57	58.2		60.2	55.8
25/09/2024	6:02	57.8		59.3	55.7
25/09/2024	6:07	58.2		59.8	55.9
25/09/2024	6:12	57.8	59.8	59.2	56.2
25/09/2024	6:17	57.2		58.6	56.0
25/09/2024	6:22	57.9		59.7	56.1
25/09/2024	6:27	64.3		66.4	56.9
25/09/2024	6:32	64.9		67.2	58.5
25/09/2024	6:37	65.9		67.0	59.9
25/09/2024	6:42	68.4	67.8	71.8	67.0
25/09/2024	6:47	66.3		68.2	62.0
25/09/2024	6:52	64.9		67.4	61.5
25/09/2024	6:57	71.8		72.8	64.6

25/09/2024	23:02	53.4		55.3	47.1
25/09/2024	23:07	50.8		53.0	46.6
25/09/2024	23:12	52.0	52.6	53.4	46.6
25/09/2024	23:17	52.8		55.4	48.0
25/09/2024	23:22	53.2		55.1	48.5
25/09/2024	23:27	53.0		56.0	48.7
25/09/2024	23:32	53.8		56.6	48.1
25/09/2024	23:37	51.8		54.7	48.2
25/09/2024	23:42	51.5	52.2	52.8	48.0
25/09/2024	23:47	54.2		57.0	47.8
25/09/2024	23:52	51.1		53.5	46.8
25/09/2024	23:57	48.6		49.8	46.8
		Mean	58.1		
		Maximum	67.8		
		Minimum	52.2		

Date	Start Time	Leq (5mins)	Leq (30mins)	L10 (5mins)	L90 (5mins)
26/09/2024	0:02	53.4		54.4	47.8
26/09/2024	0:07	54.1		57.3	48.6
26/09/2024	0:12	56.9	54.4	59.6	48.7
26/09/2024	0:17	51.0		51.6	47.9
26/09/2024	0:22	52.7		54.5	48.0
26/09/2024	0:27	55.9		58.6	47.4
26/09/2024	0:32	54.2		56.9	48.8
26/09/2024	0:37	54.9		55.3	49.0
26/09/2024	0:42	55.0	59.9	56.8	50.4
26/09/2024	0:47	61.5		64.0	50.4
26/09/2024	0:52	65.2		67.6	52.7
26/09/2024	0:57	55.0		57.8	49.9
26/09/2024	1:02	53.7		55.6	50.4
26/09/2024	1:07	52.9		55.5	49.7
26/09/2024	1:12	53.2	54.9	55.1	49.3
26/09/2024	1:17	58.2		62.6	49.9
26/09/2024	1:22	55.1		57.3	50.8
26/09/2024	1:27	53.8		55.6	49.8
26/09/2024	1:32	56.3		59.2	49.9
26/09/2024	1:37	56.1		59.5	49.6
26/09/2024	1:42	52.9	58.4	55.6	49.3
26/09/2024	1:47	58.0		62.2	50.9
26/09/2024	1:52	60.4		64.2	52.1
26/09/2024	1:57	61.4		65.0	50.9
26/09/2024	2:02	60.5		64.0	51.2
26/09/2024	2:07	62.1		65.5	49.8
26/09/2024	2:12	56.0	59.6	59.3	48.7
26/09/2024	2:17	59.5		61.3	51.6
26/09/2024	2:22	56.8		58.1	53.6
26/09/2024	2:27	59.9		64.0	53.8
26/09/2024	2:32	58.3		61.5	53.4
26/09/2024	2:37	56.4		58.1	53.0
26/09/2024	2:42	57.7	58.5	61.6	53.5
26/09/2024	2:47	61.1		63.0	54.4
26/09/2024	2:52	58.7		60.0	53.6
26/09/2024	2:57	57.4		61.6	49.1
26/09/2024	3:02	56.6		58.4	48.4
26/09/2024	3:07	56.3		59.1	50.6
26/09/2024	3:12	57.7	56.7	60.3	52.9
26/09/2024	3:17	56.9		60.0	51.4
26/09/2024	3:22	56.7		59.3	51.5
26/09/2024	3:27	56.1		60.0	51.1
26/09/2024	3:32	57.7		60.7	53.8
26/09/2024	3:37	59.3		62.7	54.0
26/09/2024	3:42	59.8	59.1	62.3	55.3
26/09/2024	3:47	60.2		62.3	56.1
26/09/2024	3:52	59.6		63.8	52.4
26/09/2024	3:57	57.3		59.2	52.1
26/09/2024	4:02	62.1		63.8	51.5
26/09/2024	4:07	58.5		61.4	52.9
26/09/2024	4:12	58.6	60.0	60.8	52.2
26/09/2024	4:17	59.7		62.8	55.9
26/09/2024	4:22	59.1		61.7	55.7
26/09/2024	4:27	61.0		64.4	55.3
26/09/2024	4:32	58.1		60.3	54.6
26/09/2024	4:37	56.4		58.9	53.3
26/09/2024	4:42	61.0	59.5	63.9	53.9
26/09/2024	4:47	61.8		65.0	55.0
26/09/2024	4:52	59.1		61.8	53.8
26/09/2024	4:57	58.4		61.3	53.7
26/09/2024	5:02	60.3		63.6	54.0
26/09/2024	5:07	58.1		60.8	53.6
26/09/2024	5:12	60.0	59.9	62.8	55.4
26/09/2024	5:17	61.4		64.0	57.1
26/09/2024	5:22	58.2		60.6	54.1
26/09/2024	5:27	60.6		64.4	54.7
26/09/2024	5:32	61.2		64.5	55.8
26/09/2024	5:37	58.9		61.6	54.0
26/09/2024	5:42	59.6	58.9	63.1	54.4
26/09/2024	5:47	58.1		60.6	53.3
26/09/2024	5:52	57.2		60.5	52.4
26/09/2024	5:57	56.5		58.3	52.1
26/09/2024	6:02	56.0		59.3	50.9
26/09/2024	6:07	58.4		61.6	53.4
26/09/2024	6:12	60.2	58.1	63.1	54.6
26/09/2024	6:17	56.1		58.2	53.1
26/09/2024	6:22	59.4		63.5	53.3
26/09/2024	6:27	56.5		60.9	51.0
26/09/2024	6:32	58.1		61.0	52.9
26/09/2024	6:37	58.3		59.6	53.3
26/09/2024	6:42	58.2	58.3	59.6	56.0
26/09/2024	6:47	58.9		60.3	55.8
26/09/2024	6:52	57.9		59.4	54.8
26/09/2024	6:57	58.5		60.3	55.0

26/09/2024	23:02	46.9		47.8	45.9
26/09/2024	23:07	46.6		47.5	45.5
26/09/2024	23:12	47.1	46.7	48.0	46.0
26/09/2024	23:17	45.7		46.8	44.6
26/09/2024	23:22	46.9		48.1	45.3
26/09/2024	23:27	46.7		48.4	44.7
26/09/2024	23:32	46.2		47.4	44.9
26/09/2024	23:37	46.1		47.2	44.9
26/09/2024	23:42	45.6	45.8	46.7	44.2
26/09/2024	23:47	45.4		46.6	44.3
26/09/2024	23:52	45.3		46.1	44.5
26/09/2024	23:57	46.0		47.4	44.1
		Mean	56.8		
		Maximum	60.0		
		Minimum	45.8		

Date	Start Time	Leq (5mins)	Leq (30mins)	L10 (5mins)	L90 (5mins)
27/09/2024	0:02	45.6		46.4	44.6
27/09/2024	0:07	45.0		46.0	44.1
27/09/2024	0:12	45.5	45.1	46.4	44.4
27/09/2024	0:17	44.8		45.8	43.9
27/09/2024	0:22	44.6		45.3	44.0
27/09/2024	0:27	45.1		46.1	44.1
27/09/2024	0:32	47.2		49.8	44.2
27/09/2024	0:37	46.2		47.3	44.6
27/09/2024	0:42	46.2	46.4	47.5	44.0
27/09/2024	0:47	46.3		47.7	44.7
27/09/2024	0:52	45.7		47.1	44.0
27/09/2024	0:57	46.9		48.7	44.6
27/09/2024	1:02	45.4		46.9	43.9
27/09/2024	1:07	47.1		49.1	44.1
27/09/2024	1:12	45.5	45.6	46.9	44.0
27/09/2024	1:17	44.8		45.7	43.6
27/09/2024	1:22	45.7		47.0	44.2
27/09/2024	1:27	44.7		45.8	43.3
27/09/2024	1:32	45.9		47.3	44.4
27/09/2024	1:37	45.2		46.6	43.9
27/09/2024	1:42	45.2	45.8	46.3	44.2
27/09/2024	1:47	45.8		47.4	44.2
27/09/2024	1:52	46.6		48.0	44.6
27/09/2024	1:57	45.9		48.0	44.0
27/09/2024	2:02	45.2		46.7	43.7
27/09/2024	2:07	46.0		47.6	44.1
27/09/2024	2:12	45.8	45.5	47.9	44.0
27/09/2024	2:17	45.7		47.3	44.0
27/09/2024	2:22	45.2		46.7	43.6
27/09/2024	2:27	44.9		46.4	43.5
27/09/2024	2:32	46.3		48.1	44.5
27/09/2024	2:37	46.0		47.8	43.8
27/09/2024	2:42	46.9	46.3	48.7	45.0
27/09/2024	2:47	46.1		48.4	44.4
27/09/2024	2:52	46.6		48.4	44.8
27/09/2024	2:57	45.7		47.5	44.1
27/09/2024	3:02	45.9		47.8	44.3
27/09/2024	3:07	44.5		45.2	43.7
27/09/2024	3:12	46.1	45.6	47.9	44.4
27/09/2024	3:17	46.0		47.6	44.1
27/09/2024	3:22	45.4		47.2	43.5
27/09/2024	3:27	45.8		47.7	44.2
27/09/2024	3:32	46.6		48.5	44.5
27/09/2024	3:37	47.7		49.7	45.5
27/09/2024	3:42	47.4	47.0	49.9	44.1
27/09/2024	3:47	47.6		49.3	45.3
27/09/2024	3:52	46.3		47.7	44.2
27/09/2024	3:57	45.9		47.2	44.6
27/09/2024	4:02	46.8		48.7	44.7
27/09/2024	4:07	46.3		48.4	44.1
27/09/2024	4:12	47.4	46.8	49.3	45.0
27/09/2024	4:17	46.9		49.5	43.9
27/09/2024	4:22	47.4		49.1	44.9
27/09/2024	4:27	46.0		47.7	44.3
27/09/2024	4:32	46.8		48.9	43.8
27/09/2024	4:37	46.5		48.3	44.4
27/09/2024	4:42	46.2	47.2	48.1	44.7
27/09/2024	4:47	48.3		49.8	45.1
27/09/2024	4:52	47.4		49.4	44.5
27/09/2024	4:57	47.5		50.0	45.4
27/09/2024	5:02	48.5		50.9	45.1
27/09/2024	5:07	47.0		48.9	44.6
27/09/2024	5:12	48.1	47.3	48.3	43.7
27/09/2024	5:17	46.7		48.3	44.6
27/09/2024	5:22	46.7		49.1	44.4
27/09/2024	5:27	46.4		48.5	43.5
27/09/2024	5:32	45.6		47.4	43.6
27/09/2024	5:37	47.2		49.5	44.6
27/09/2024	5:42	46.3	46.3	47.8	44.1
27/09/2024	5:47	45.5		46.9	43.7
27/09/2024	5:52	45.9		47.4	44.6
27/09/2024	5:57	47.0		48.8	44.6
27/09/2024	6:02	51.4		54.6	44.8
27/09/2024	6:07	47.1		49.1	44.7
27/09/2024	6:12	46.9	48.7	48.5	45.1
27/09/2024	6:17	45.7		47.4	44.3
27/09/2024	6:22	50.5		54.7	45.5
27/09/2024	6:27	47.5		49.2	45.0
27/09/2024	6:32	46.9		48.9	45.1
27/09/2024	6:37	48.4		50.2	45.4
27/09/2024	6:42	48.0	49.3	50.2	45.0
27/09/2024	6:47	48.5		50.7	45.9
27/09/2024	6:52	49.6		52.1	45.8
27/09/2024	6:57	52.2		53.3	47.3
		Mean	46.6		
		Maximum	49.3		
		Minimum	45.1		

Summary of Noise Monitoring Results during 23:00 - 07:00 on the next day at CM18	
	Leq (30mins)
Mean	49.3
Maximum	67.8
Minimum	37.7

Appendix 3-2-15 Baseline Noise Monitoring Data at CM19

Station: CM19

Date	Start Time	Leq (5mins)	Leq (30mins)	L10 (5mins)	L90 (5mins)
2/10/2024	12:04	46.6	48.9	49.1	45.8
2/10/2024	12:09	49.7		51.0	47.8
2/10/2024	12:14	48.8		50.4	46.9
2/10/2024	12:19	50.9		52.9	48.2
2/10/2024	12:24	47.9		49.5	46.2
2/10/2024	12:29	48.5		49.7	47.0
2/10/2024	12:34	49.5	48.6	50.9	47.4
2/10/2024	12:39	48.5		49.7	47.2
2/10/2024	12:44	48.5		49.8	46.4
2/10/2024	12:49	48.4		50.5	46.3
2/10/2024	12:54	48.6		49.4	47.1
2/10/2024	12:59	47.7		48.7	46.7
2/10/2024	13:04	49.5	49.3	50.8	47.1
2/10/2024	13:09	49.7		51.4	47.4
2/10/2024	13:14	49.3		50.5	47.4
2/10/2024	13:19	48.8		50.6	46.9
2/10/2024	13:24	48.7		50.1	47.1
2/10/2024	13:29	49.8		51.5	47.7
2/10/2024	13:34	51.5	51.6	54.6	47.9
2/10/2024	13:39	55.9		59.2	48.2
2/10/2024	13:44	50.7		52.7	48.4
2/10/2024	13:49	48.5		49.7	46.6
2/10/2024	13:54	49.2		50.5	47.1
2/10/2024	13:59	48.6		50.5	46.7
2/10/2024	14:04	48.1	49.0	49.4	46.4
2/10/2024	14:09	48.0		49.6	46.2
2/10/2024	14:14	51.4		53.8	47.3
2/10/2024	14:19	49.2		51.2	46.6
2/10/2024	14:24	48.0		49.3	46.1
2/10/2024	14:29	48.0		49.2	46.2
2/10/2024	14:34	48.3	48.8	49.8	46.5
2/10/2024	14:39	49.4		52.4	47.1
2/10/2024	14:44	50.6		50.8	47.2
2/10/2024	14:49	48.7		50.1	46.7
2/10/2024	14:54	46.8		47.7	45.6
2/10/2024	14:59	47.9		49.2	46.5
2/10/2024	15:04	49.6	50.2	50.8	48.2
2/10/2024	15:09	49.8		50.9	48.2
2/10/2024	15:14	50.4		51.1	49.0
2/10/2024	15:19	49.8		50.8	48.1
2/10/2024	15:24	51.3		52.9	49.1
2/10/2024	15:29	50.1		52.0	48.5
2/10/2024	15:34	50.1	50.0	51.3	48.5
2/10/2024	15:39	51.0		52.2	49.0
2/10/2024	15:44	50.5		52.6	48.3
2/10/2024	15:49	49.6		51.5	48.0
2/10/2024	15:54	49.5		51.1	47.6
2/10/2024	15:59	49.0		50.4	47.7
2/10/2024	16:04	52.7	53.2	54.7	50.5
2/10/2024	16:09	53.8		55.2	51.3
2/10/2024	16:14	52.3		54.1	50.5
2/10/2024	16:19	52.1		53.6	49.5
2/10/2024	16:24	53.6		55.1	51.6
2/10/2024	16:29	54.2		55.6	52.3
2/10/2024	16:34	53.9	52.1	55.5	51.5
2/10/2024	16:39	52.9		54.6	50.7
2/10/2024	16:44	51.8		52.7	50.3
2/10/2024	16:49	50.6		52.5	48.3
2/10/2024	16:54	49.8		51.6	47.5
2/10/2024	16:59	52.6		54.9	49.0
2/10/2024	17:04	52.1	51.1	53.7	49.5
2/10/2024	17:09	52.1		53.5	50.3
2/10/2024	17:14	51.4		53.0	48.8
2/10/2024	17:19	51.7		53.1	49.8
2/10/2024	17:24	49.7		51.0	47.6
2/10/2024	17:29	48.9		50.0	46.6
2/10/2024	17:34	48.6	49.8	50.0	46.8
2/10/2024	17:39	48.2		49.2	46.6
2/10/2024	17:44	49.0		50.6	46.8
2/10/2024	17:49	51.3		53.5	48.7
2/10/2024	17:54	51.1		53.6	49.0
2/10/2024	17:59	49.8		51.0	48.7
2/10/2024	18:04	49.7	51.9	51.3	48.0
2/10/2024	18:09	52.0		53.7	49.9
2/10/2024	18:14	51.8		53.2	50.3
2/10/2024	18:19	54.2		56.0	50.4
2/10/2024	18:24	51.7		52.8	49.7
2/10/2024	18:29	50.8		52.4	49.2
2/10/2024	18:34	51.2	50.1	52.7	48.6
2/10/2024	18:39	49.5		50.6	48.0
2/10/2024	18:44	49.9		52.0	47.5
2/10/2024	18:49	50.7		53.9	47.7
2/10/2024	18:54	48.9		50.1	46.9
2/10/2024	18:59	50.2		52.3	47.9
		Mean	50.3		
		Maximum	53.2		
		Minimum	48.6		

Date	Start Time	Leq (5mins)	Leq (30mins)	L10 (5mins)	L90 (5mins)
3/10/2024	7:04	54.9	52.8	57.0	48.9
3/10/2024	7:09	48.9		49.9	47.6
3/10/2024	7:14	48.2		49.2	46.9
3/10/2024	7:19	49.1		50.1	47.9
3/10/2024	7:24	55.2		58.4	49.3
3/10/2024	7:29	54.6		56.2	51.3
3/10/2024	7:34	52.7	52.0	54.3	49.2
3/10/2024	7:39	56.2		56.7	50.0
3/10/2024	7:44	49.7		52.1	47.1
3/10/2024	7:49	49.5		51.6	47.1
3/10/2024	7:54	49.4		51.6	47.4
3/10/2024	7:59	49.3		50.5	47.7
3/10/2024	8:04	49.4	48.8	51.7	47.4
3/10/2024	8:09	48.8		50.3	47.0
3/10/2024	8:14	46.9		47.8	46.0
3/10/2024	8:19	49.3		52.6	45.9
3/10/2024	8:24	49.6		50.7	45.6
3/10/2024	8:29	48.0		49.2	46.5
3/10/2024	8:34	49.1	47.5	51.1	47.0
3/10/2024	8:39	47.5		48.6	46.3
3/10/2024	8:44	46.7		47.5	45.6
3/10/2024	8:49	47.1		47.8	46.1
3/10/2024	8:54	47.2		48.5	46.1
3/10/2024	8:59	46.6		47.6	45.6
3/10/2024	9:04	47.4	48.3	49.0	46.2
3/10/2024	9:09	51.8		52.4	45.5
3/10/2024	9:14	47.2		48.9	45.3
3/10/2024	9:19	45.3		45.9	44.2
3/10/2024	9:24	46.0		47.6	44.5
3/10/2024	9:29	48.6		51.1	44.8
3/10/2024	9:34	45.5	47.0	46.8	44.3
3/10/2024	9:39	46.4		47.9	44.2
3/10/2024	9:44	46.2		48.8	44.2
3/10/2024	9:49	49.8		50.1	44.2
3/10/2024	9:54	45.3		46.7	44.3
3/10/2024	9:59	47.0		49.4	44.5
3/10/2024	10:04	46.6	46.1	48.0	44.7
3/10/2024	10:09	46.5		48.4	45.2
3/10/2024	10:14	45.6		46.4	44.7
3/10/2024	10:19	46.1		46.8	44.5
3/10/2024	10:24	44.6		45.5	43.7
3/10/2024	10:29	46.6		48.1	44.5
3/10/2024	10:34	45.8	51.6	47.3	44.3
3/10/2024	10:39	45.4		46.4	44.4
3/10/2024	10:44	46.6		48.7	44.7
3/10/2024	10:49	52.3		55.7	44.2
3/10/2024	10:54	54.0		57.9	44.5
3/10/2024	10:59	55.1		57.4	50.5
3/10/2024	11:04	48.5	48.1	52.0	44.0
3/10/2024	11:09	44.6		45.4	43.7
3/10/2024	11:14	44.3		45.1	43.5
3/10/2024	11:19	45.3		46.9	44.0
3/10/2024	11:24	50.8		52.5	48.1
3/10/2024	11:29	50.1		52.7	45.0
3/10/2024	11:34	45.5	51.1	46.9	44.1
3/10/2024	11:39	48.6		50.2	44.1
3/10/2024	11:44	50.8		54.1	44.6
3/10/2024	11:49	51.3		54.4	45.7
3/10/2024	11:54	52.7		55.5	47.6
3/10/2024	11:59	53.5		55.6	51.5
3/10/2024	12:04	52.3	48.2	53.3	51.3
3/10/2024	12:09	46.9		48.6	44.4
3/10/2024	12:14	45.4		46.4	44.2
3/10/2024	12:19	45.0		46.4	43.9
3/10/2024	12:24	45.8		47.2	44.1
3/10/2024	12:29	48.8		52.6	45.4
3/10/2024	12:34	46.6	47.2	48.1	44.8
3/10/2024	12:39	46.4		47.5	45.2
3/10/2024	12:44	45.9		46.8	44.9
3/10/2024	12:49	46.1		47.4	44.5
3/10/2024	12:54	49.9		50.2	44.6
3/10/2024	12:59	46.8		48.6	44.6
3/10/2024	13:04	45.8	46.3	47.0	44.4
3/10/2024	13:09	45.2		46.1	44.0
3/10/2024	13:14	45.4		46.6	43.7
3/10/2024	13:19	45.0		45.9	43.8
3/10/2024	13:24	46.0		47.5	43.8
3/10/2024	13:29	48.8		51.0	45.5
3/10/2024	13:34	45.8	48.0	47.1	44.8
3/10/2024	13:39	46.0		46.8	45.0
3/10/2024	13:44	45.8		48.3	44.2
3/10/2024	13:49	46.0		46.9	44.6
3/10/2024	13:54	50.1		54.5	44.7
3/10/2024	13:59	50.9		53.8	45.6
3/10/2024	14:04	45.6	46.8	46.9	44.2
3/10/2024	14:09	48.3		50.9	44.6
3/10/2024	14:14	46.4		48.0	44.9
3/10/2024	14:19	46.6		47.3	45.7
3/10/2024	14:24	47.1		48.5	45.7
3/10/2024	14:29	46.2		47.2	45.2
3/10/2024	14:34	50.9	48.7	53.2	45.2
3/10/2024	14:39	48.9		51.4	45.4
3/10/2024	14:44	46.5		47.9	45.2
3/10/2024	14:49	48.0		50.0	45.3
3/10/2024	14:54	47.4		50.3	45.1
3/10/2024	14:59	48.9		51.5	44.8
3/10/2024	15:04	46.7	47.0	49.2	44.4
3/10/2024	15:09	48.5		50.6	45.0
3/10/2024	15:14	45.8		46.9	44.8
3/10/2024	15:19	48.3		50.6	44.9
3/10/2024	15:24	46.8		48.5	44.4
3/10/2024	15:29	45.2		46.6	43.4
3/10/2024	15:34	45.1	46.9	45.9	44.2
3/10/2024	15:39	45.8		47.8	44.4
3/10/2024	15:44	46.9		48.4	45.2
3/10/2024	15:49	46.8		47.8	45.0
3/10/2024	15:54	46.6		49.5	44.1
3/10/2024	15:59	48.9		50.6	46.7
3/10/2024	16:04	47.1	48.1	50.1	43.6
3/10/2024	16:09	52.6		57.0	44.8
3/10/2024	16:14	46.5		48.9	44.6
3/10/2024	16:19	45.5		46.2	44.6
3/10/2024	16:24	46.7		49.5	43.3
3/10/2024	16:29	44.0		45.1	43.0
3/10/2024	16:34	43.7	45.8	44.3	43.0
3/10/2024	16:39	44.7		46.0	43.3
3/10/2024	16:44	45.4		46.4	44.0
3/10/2024	16:49	46.9		48.3	45.0
3/10/2024	16:54	48.0		51.1	44.4
3/10/2024	16:59	44.2		44.7	43.7
3/10/2024	17:04	44.4	49.7	44.8	43.8
3/10/2024	17:09	44.7		45.3	43.9
3/10/2024	17:14	52.5		55.0	44.8
3/10/2024	17:19	54.3		58.3	44.6
3/10/2024	17:24	44.4		45.2	43.8
3/10/2024	17:29	44.6		45.4	43.7
3/10/2024	17:34	44.5	48.3	45.1	43.3
3/10/2024	17:39	44.8		45.7	43.6
3/10/2024	17:44	49.8		53.3	44.9
3/10/2024	17:49	51.2		46.7	44.3
3/10/2024	17:54	45.1		46.4	43.9
3/10/2024	17:59	49.2		51.5	45.5
3/10/2024	18:04	48.7	48.1	50.2	45.6
3/10/2024	18:09	43.7		45.1	42.8
3/10/2024	18:14	52.4		55.1	43.2
3/10/2024	18:19	45.2		47.8	42.8
3/10/2024	18:24	45.1		48.0	42.5
3/10/2024	18:29	47.4		49.9	43.7
3/10/2024	18:34	44.4	44.9	44.8	43.4
3/10/2024	18:39	45.1		46.2	43.5
3/10/2024	18:44	44.3		44.7	43.4
3/10/2024	18:49	45.1		46.7	43.6
3/10/2024	18:54	45.1		45.9	44.3
3/10/2024	18:59	45.4		46.3	44.2
		Mean	48.2		
		Maximum	52.8		
		Minimum	44.9		

Station: CM19

Date	Start Time	Leq (5mins)	Leq (30mins)	L10 (5mins)	L90 (5mins)
4/10/2024	7:04	48.1		48.4	47.7
4/10/2024	7:09	48.2		48.4	47.9
4/10/2024	7:14	48.1	48.1	48.6	47.8
4/10/2024	7:19	48.1		48.6	47.8
4/10/2024	7:24	48.1		48.5	47.7
4/10/2024	7:29	48.1		48.5	47.7
4/10/2024	7:34	48.7		49.2	48.1
4/10/2024	7:39	49.4		49.6	48.1
4/10/2024	7:44	49.0	48.5	50.5	48.2
4/10/2024	7:49	48.0		48.2	47.7
4/10/2024	7:54	48.0		48.3	47.6
4/10/2024	7:59	47.8		48.2	47.4
4/10/2024	8:04	47.9		48.2	47.6
4/10/2024	8:09	47.3		48.1	44.7
4/10/2024	8:14	45.1	46.0	45.6	44.3
4/10/2024	8:19	45.9		46.6	44.7
4/10/2024	8:24	44.6		46.3	43.4
4/10/2024	8:29	43.7		44.1	43.0
4/10/2024	8:34	44.0		45.1	43.0
4/10/2024	8:39	46.2		48.2	43.4
4/10/2024	8:44	44.2	45.1	44.7	43.7
4/10/2024	8:49	44.1		44.5	43.6
4/10/2024	8:54	44.4		45.0	43.6
4/10/2024	8:59	46.6		49.6	44.4
4/10/2024	9:04	44.7		45.6	44.0
4/10/2024	9:09	44.8		46.0	43.9
4/10/2024	9:14	45.1	45.1	46.5	44.0
4/10/2024	9:19	45.0		45.6	43.7
4/10/2024	9:24	45.5		47.3	43.6
4/10/2024	9:29	45.7		47.5	44.3
4/10/2024	9:34	44.8		45.5	44.0
4/10/2024	9:39	44.9		45.5	44.2
4/10/2024	9:44	44.5	47.5	45.2	43.7
4/10/2024	9:49	53.2		55.7	43.8
4/10/2024	9:54	43.5		43.8	43.1
4/10/2024	9:59	43.1		43.8	42.5
4/10/2024	10:04	43.1		43.5	42.7
4/10/2024	10:09	44.6		45.5	43.5
4/10/2024	10:14	44.5	44.1	45.9	43.2
4/10/2024	10:19	43.4		43.8	42.9
4/10/2024	10:24	44.3		45.1	43.3
4/10/2024	10:29	44.4		45.5	43.6
4/10/2024	10:34	45.0		45.8	44.1
4/10/2024	10:39	45.3		46.2	44.5
4/10/2024	10:44	44.9	45.5	45.5	44.3
4/10/2024	10:49	45.6		47.3	43.7
4/10/2024	10:54	46.9		48.4	43.8
4/10/2024	10:59	45.2		46.1	44.3
4/10/2024	11:04	44.6		45.5	43.9
4/10/2024	11:09	43.9		44.4	43.3
4/10/2024	11:14	43.9	44.1	44.3	43.6
4/10/2024	11:19	44.0		44.4	43.4
4/10/2024	11:24	44.1		44.8	43.6
4/10/2024	11:29	44.1		44.7	43.7
4/10/2024	11:34	44.4		45.3	43.6
4/10/2024	11:39	44.6		44.9	43.6
4/10/2024	11:44	43.9	44.0	44.8	43.2
4/10/2024	11:49	44.1		44.5	43.4
4/10/2024	11:54	44.0		45.0	43.1
4/10/2024	11:59	43.1		43.9	42.7
4/10/2024	12:04	43.5		44.0	43.0
4/10/2024	12:09	44.6		45.7	43.5
4/10/2024	12:14	44.0	44.0	45.0	43.3
4/10/2024	12:19	43.7		44.2	43.2
4/10/2024	12:24	43.6		44.1	43.2
4/10/2024	12:29	44.6		45.5	43.6
4/10/2024	12:34	43.9		44.9	42.9
4/10/2024	12:39	44.3		45.5	43.4
4/10/2024	12:44	44.0	44.1	44.8	43.3
4/10/2024	12:49	43.5		43.9	43.1
4/10/2024	12:54	43.8		44.4	43.1
4/10/2024	12:59	44.9		45.7	44.0
4/10/2024	13:04	44.2		44.8	43.6
4/10/2024	13:09	44.8		45.7	43.9
4/10/2024	13:14	44.2	44.3	44.6	43.7
4/10/2024	13:19	44.6		46.0	43.5
4/10/2024	13:24	44.0		44.8	43.4
4/10/2024	13:29	44.2		45.1	43.5
4/10/2024	13:34	44.1		45.0	43.3
4/10/2024	13:39	43.9		45.0	42.9
4/10/2024	13:44	43.5	46.8	44.5	42.6
4/10/2024	13:49	50.4		54.6	44.0
4/10/2024	13:54	46.6		47.9	44.6
4/10/2024	13:59	47.6		49.5	43.8
4/10/2024	14:04	43.7		44.4	42.9
4/10/2024	14:09	43.7		44.9	42.7
4/10/2024	14:14	43.4	43.7	44.1	42.7
4/10/2024	14:19	43.4		44.2	42.5
4/10/2024	14:24	43.8		44.3	43.1
4/10/2024	14:29	44.3		45.2	43.5
4/10/2024	14:34	45.2		46.7	43.7
4/10/2024	14:39	44.7		46.4	43.6
4/10/2024	14:44	44.1	44.3	44.8	43.0
4/10/2024	14:49	43.4		44.1	42.9
4/10/2024	14:54	43.8		44.4	43.1
4/10/2024	14:59	44.4		46.3	42.9
4/10/2024	15:04	44.4		45.0	42.9
4/10/2024	15:09	44.1		44.5	43.6
4/10/2024	15:14	46.4	44.6	50.0	43.5
4/10/2024	15:19	44.0		45.2	43.2
4/10/2024	15:24	44.4		45.6	43.2
4/10/2024	15:29	44.0		44.5	43.6
4/10/2024	15:34	43.5		43.9	43.1
4/10/2024	15:39	44.0		44.6	43.5
4/10/2024	15:44	43.9	44.4	44.6	43.3
4/10/2024	15:49	46.6		50.2	44.0
4/10/2024	15:54	43.8		44.2	43.1
4/10/2024	15:59	43.9		44.6	43.3
4/10/2024	16:04	44.9		45.9	44.0
4/10/2024	16:09	44.8		46.0	44.0
4/10/2024	16:14	44.7	45.0	45.1	44.2
4/10/2024	16:19	44.6		45.8	43.8
4/10/2024	16:24	45.3		46.4	44.2
4/10/2024	16:29	45.5		46.1	44.7
4/10/2024	16:34	44.6		45.5	44.0
4/10/2024	16:39	44.3		45.2	43.7
4/10/2024	16:44	47.4	44.9	50.2	43.6
4/10/2024	16:49	43.9		44.5	43.4
4/10/2024	16:54	44.1		45.0	43.3
4/10/2024	16:59	43.8		44.3	43.3
4/10/2024	17:04	45.6		47.3	42.9
4/10/2024	17:09	44.1		44.5	43.7
4/10/2024	17:14	44.7	44.9	45.8	43.6
4/10/2024	17:19	44.9		46.1	43.7
4/10/2024	17:24	44.9		46.0	43.9
4/10/2024	17:29	45.1		46.2	43.8
4/10/2024	17:34	44.4		45.2	43.7
4/10/2024	17:39	46.0		47.3	44.7
4/10/2024	17:44	44.4	44.6	45.1	43.5
4/10/2024	17:49	44.5		45.1	43.9
4/10/2024	17:54	44.0		44.7	43.4
4/10/2024	17:59	43.9		44.3	43.4
4/10/2024	18:04	44.5		45.1	44.1
4/10/2024	18:09	45.1		46.1	44.0
4/10/2024	18:14	44.8	44.9	45.7	44.1
4/10/2024	18:19	44.7		45.6	44.1
4/10/2024	18:24	45.3		46.0	44.0
4/10/2024	18:29	44.8		46.0	44.1
4/10/2024	18:34	45.3		46.6	44.1
4/10/2024	18:39	44.5		45.2	43.7
4/10/2024	18:44	44.3	44.8	44.8	43.8
4/10/2024	18:49	45.2		46.2	44.0
4/10/2024	18:54	45.0		46.1	44.0
4/10/2024	18:59	44.6		45.1	44.1
		Mean	45.1		
		Maximum	48.5		
		Minimum	43.7		

Date	Start Time	Leq (5mins)	Leq (30mins)	L10 (5mins)	L90 (5mins)
5/10/2024	7:04	41.5		42.2	40.6
5/10/2024	7:09	41.9		42.7	41.0
5/10/2024	7:14	43.2	42.0	45.1	41.6
5/10/2024	7:19	41.9		42.5	41.3
5/10/2024	7:24	41.7		42.0	41.3
5/10/2024	7:29	41.4		41.8	41.0
5/10/2024	7:34	41.7		42.3	41.4
5/10/2024	7:39	41.4		42.4	40.4
5/10/2024	7:44	40.5	41.6	40.9	40.0
5/10/2024	7:49	41.0		41.7	40.3
5/10/2024	7:54	42.4		43.5	41.0
5/10/2024	7:59	42.4		44.3	41.4
5/10/2024	8:04	41.9		42.2	41.5
5/10/2024	8:09	42.2		42.6	41.9
5/10/2024	8:14	42.5	41.8	43.7	41.7
5/10/2024	8:19	41.4		42.0	40.8
5/10/2024	8:24	41.3		41.7	41.0
5/10/2024	8:29	41.5		42.1	41.0
5/10/2024	8:34	41.7		42.2	41.1
5/10/2024	8:39	41.8		42.7	41.2
5/10/2024	8:44	41.2	41.9	41.6	40.9
5/10/2024	8:49	41.7		42.3	41.2
5/10/2024	8:54	42.0		42.4	41.6
5/10/2024	8:59	42.8		43.8	41.9
5/10/2024	9:04	44.3		46.1	42.0
5/10/2024	9:09	41.7		42.1	41.4
5/10/2024	9:14	42.3	42.7	42.8	41.3
5/10/2024	9:19	42.1		42.5	41.6
5/10/2024	9:24	42.9		44.0	41.5
5/10/2024	9:29	42.3		42.5	40.6
5/10/2024	9:34	41.0		41.4	40.5
5/10/2024	9:39	41.0		41.3	40.7
5/10/2024	9:44	41.6	40.9	42.8	40.6
5/10/2024	9:49	40.5		41.1	40.0
5/10/2024	9:54	40.4		40.9	39.8
5/10/2024	9:59	40.7		41.6	40.0
5/10/2024	10:04	44.2		48.5	40.4
5/10/2024	10:09	43.5		46.2	40.7
5/10/2024	10:14	40.2	41.8	40.5	39.9
5/10/2024	10:19	40.1		40.6	39.7
5/10/2024	10:24	40.4		40.9	39.9
5/10/2024	10:29	40.0		40.3	39.5
5/10/2024	10:34	39.9		40.3	39.6
5/10/2024	10:39	40.7		41.7	40.0
5/10/2024	10:44	40.4	40.7	41.0	39.7
5/10/2024	10:49	40.5		41.0	40.2
5/10/2024	10:54	40.8		41.6	39.9
5/10/2024	10:59	41.7		43.2	39.8
5/10/2024	11:04	39.9		40.2	39.5
5/10/2024	11:09	40.1		40.6	39.6
5/10/2024	11:14	40.7	40.4	41.4	39.8
5/10/2024	11:19	39.5		39.8	39.2
5/10/2024	11:24	39.9		40.5	39.3
5/10/2024	11:29	42.0		43.9	40.6
5/10/2024	11:34	42.8		44.3	41.1
5/10/2024	11:39	41.8		42.2	41.1
5/10/2024	11:44	41.6	41.6	42.1	40.8
5/10/2024	11:49	41.1		42.3	40.5
5/10/2024	11:54	41.3		42.9	40.2
5/10/2024	11:59	40.4		40.8	40.0
5/10/2024	12:04	40.3		40.7	39.8
5/10/2024	12:09	41.0		41.9	40.1
5/10/2024	12:14	40.1	40.5	40.6	39.6
5/10/2024	12:19	40.2		40.7	39.8
5/10/2024	12:24	40.2		40.7	39.6
5/10/2024	12:29	41.0		41.6	40.4
5/10/2024	12:34	41.1		42.0	39.8
5/10/2024	12:39	40.4		41.1	39.8
5/10/2024	12:44	41.3	41.0	42.4	40.2
5/10/2024	12:49	40.5		41.5	39.4
5/10/2024	12:54	40.8		41.2	40.3
5/10/2024	12:59	41.9		44.6	40.1
5/10/2024	13:04	41.4		42.6	40.3
5/10/2024	13:09	43.3		47.0	39.9
5/10/2024	13:14	41.0	41.6	41.5	40.5
5/10/2024	13:19	40.8		41.7	39.9
5/10/2024	13:24	41.8		43.0	40.9
5/10/2024	13:29	40.5		41.2	39.9
5/10/2024	13:34	41.3		42.6	40.3
5/10/2024	13:39	40.8		42.2	39.8
5/10/2024	13:44	41.2	41.2	42.2	40.3
5/10/2024	13:49	42.2		42.9	40.6
5/10/2024	13:54	40.6		41.4	39.8
5/10/2024	13:59	41.0		42.2	39.8
5/10/2024	14:04	40.6		41.1	40.1
5/10/2024	14:09	40.5		41.1	39.9
5/10/2024	14:14	40.8	40.8	41.4	40.0
5/10/2024	14:19	40.2		40.9	39.5
5/10/2024	14:24	39.9		40.2	39.5
5/10/2024	14:29	42.3		43.3	40.4
5/10/2024	14:34	41.0		42.3	39.9
5/10/2024	14:39	41.4		42.5	40.3
5/10/2024	14:44	42.5	41.5	43.4	41.3
5/10/2024	14:49	41.8		43.2	40.1
5/10/2024	14:54	40.9		41.3	40.4
5/10/2024	14:59	41.4		42.2	40.6
5/10/2024	15:04	41.2		41.9	40.6
5/10/2024	15:09	40.4		40.9	39.9
5/10/2024	15:14	41.7	41.3	43.0	40.6
5/10/2024	15:19	41.8		43.0	40.7
5/10/2024	15:24	41.9		42.4	41.1
5/10/2024	15:29	40.7		41.4	39.8
5/10/2024	15:34	40.9		41.6	39.9
5/10/2024	15:39	41.7		42.8	40.4
5/10/2024	15:44	42.5	45.3	43.4	41.7
5/10/2024	15:49	43.2		44.6	41.0
5/10/2024	15:54	47.5		51.1	40.4
5/10/2024	15:59	49.1		51.1	46.6
5/10/2024	16:04	49.9		51.5	46.6
5/10/2024	16:09	50.1		52.2	43.9
5/10/2024	16:14	49.6	49.0	52.3	41.7
5/10/2024	16:19	47.6		49.9	42.6
5/10/2024	16:24	46.4		49.0	41.1
5/10/2024	16:29	49.3		51.1	43.4
5/10/2024	16:34	48.1		50.6	40.4
5/10/2024	16:39	44.7		47.5	40.7
5/10/2024	16:44	45.4	47.5	48.6	40.8
5/10/2024	16:49	50.1		51.8	46.9
5/10/2024	16:54	48.2		51.2	42.3
5/10/2024	16:59	46.2		48.1	42.0
5/10/2024	17:04	51.1		53.2	41.4
5/10/2024	17:09	62.8		66.4	43.9
5/10/2024	17:14	41.3	55.4	42.6	39.4
5/10/2024	17:19	39.9		41.2	38.9
5/10/2024	17:24	40.3		40.5	39.5
5/10/2024	17:29	42.2		45.4	39.8
5/10/2024	17:34	41.2		42.2	39.8
5/10/2024	17:39	40.9		41.6	40.1
5/10/2024	17:44	40.5	40.9	41.0	39.8
5/10/2024	17:49	40.8		41.4	40.2
5/10/2024	17:54	41.1		42.1	40.0
5/10/2024	17:59	41.1		42.7	39.4
5/10/2024	18:04	41.2		42.4	39.8
5/10/2024	18:09	40.9		42.6	39.2
5/10/2024	18:14	40.2	41.2	41.1	39.2
5/10/2024	18:19	40.7		41.4	40.0
5/10/2024	18:24	41.6		42.9	40.3
5/10/2024	18:29	42.3		43.5	40.9
5/10/2024	18:34	42.6		44.2	40.4
5/10/2024	18:39	43.5		44.4	41.7
5/10/2024	18:44	43.4	44.0	44.6	42.2
5/10/2024	18:49	43.8		44.4	42.8
5/10/2024	18:54	46.2		50.0	41.6
5/10/2024	18:59	43.2		44.5	41.3
		Mean	42.8		
		Maximum	55.4		
		Minimum	40.4		

Station: CM19

Date	Start Time	Leq (5mins)	Leq (30mins)	L10 (5mins)	L90 (5mins)
6/10/2024	7:04	49.4		50.6	47.7
6/10/2024	7:09	52.7		54.8	48.6
6/10/2024	7:14	51.4	50.3	55.0	47.2
6/10/2024	7:19	49.1		50.6	47.3
6/10/2024	7:24	49.3		50.1	47.4
6/10/2024	7:29	48.3		49.1	47.4
6/10/2024	7:34	49.6		51.6	47.5
6/10/2024	7:39	48.4		49.4	46.7
6/10/2024	7:44	49.9	52.9	51.8	47.3
6/10/2024	7:49	53.5		55.3	51.9
6/10/2024	7:54	56.7		58.2	55.4
6/10/2024	7:59	53.5		55.6	48.0
6/10/2024	8:04	49.6		51.0	47.9
6/10/2024	8:09	48.8		50.3	47.1
6/10/2024	8:14	49.4	53.5	51.8	47.6
6/10/2024	8:19	53.8		55.8	51.1
6/10/2024	8:24	56.7		58.1	55.5
6/10/2024	8:29	55.9		57.3	53.7
6/10/2024	8:34	53.6		57.4	50.2
6/10/2024	8:39	53.0		57.0	49.7
6/10/2024	8:44	52.7	52.7	56.0	49.4
6/10/2024	8:49	52.5		56.3	49.2
6/10/2024	8:54	52.6		55.7	50.2
6/10/2024	8:59	51.7		54.3	49.6
6/10/2024	9:04	51.7		54.5	49.2
6/10/2024	9:09	51.8		53.7	49.5
6/10/2024	9:14	52.9	52.1	55.8	50.1
6/10/2024	9:19	51.5		52.8	48.4
6/10/2024	9:24	51.2		54.6	48.4
6/10/2024	9:29	53.2		55.0	50.0
6/10/2024	9:34	56.0		57.3	55.0
6/10/2024	9:39	56.2		57.0	55.4
6/10/2024	9:44	56.1	55.7	56.9	55.3
6/10/2024	9:49	56.1		56.9	55.2
6/10/2024	9:54	56.1		56.9	55.1
6/10/2024	9:59	53.2		56.0	49.7
6/10/2024	10:04	51.8		54.0	49.8
6/10/2024	10:09	51.0		53.1	49.0
6/10/2024	10:14	52.4	53.0	54.9	49.4
6/10/2024	10:19	52.6		53.7	49.6
6/10/2024	10:24	52.2		55.0	49.8
6/10/2024	10:29	55.9		59.1	49.8
6/10/2024	10:34	54.8		56.7	52.4
6/10/2024	10:39	57.0		60.5	50.1
6/10/2024	10:44	51.3	53.7	53.3	49.6
6/10/2024	10:49	52.0		54.2	49.6
6/10/2024	10:54	52.4		54.9	49.5
6/10/2024	10:59	51.3		52.5	49.9
6/10/2024	11:04	51.5		53.4	49.6
6/10/2024	11:09	50.8		52.4	49.1
6/10/2024	11:14	51.4	51.2	53.0	49.1
6/10/2024	11:19	50.7		52.2	49.4
6/10/2024	11:24	50.7		52.6	48.5
6/10/2024	11:29	51.7		53.8	50.0
6/10/2024	11:34	51.6		53.5	49.2
6/10/2024	11:39	49.9		50.8	48.6
6/10/2024	11:44	52.5	52.0	53.3	49.0
6/10/2024	11:49	51.5		54.2	48.9
6/10/2024	11:54	53.5		56.2	49.1
6/10/2024	11:59	52.1		55.2	48.5
6/10/2024	12:04	50.5		51.9	49.0
6/10/2024	12:09	51.6		53.6	49.3
6/10/2024	12:14	51.4	51.2	53.2	49.9
6/10/2024	12:19	51.5		53.6	48.9
6/10/2024	12:24	50.6		51.6	49.4
6/10/2024	12:29	51.7		53.2	49.8
6/10/2024	12:34	51.6		53.0	50.5
6/10/2024	12:39	51.2		52.3	49.8
6/10/2024	12:44	50.6	50.9	51.3	48.9
6/10/2024	12:49	50.5		52.3	49.0
6/10/2024	12:54	50.5		51.9	49.0
6/10/2024	12:59	50.6		52.6	49.0
6/10/2024	13:04	50.0		51.0	48.9
6/10/2024	13:09	51.6		52.2	50.1
6/10/2024	13:14	51.4	51.6	52.9	50.0
6/10/2024	13:19	50.9		51.8	49.8
6/10/2024	13:24	52.7		54.6	50.5
6/10/2024	13:29	52.4		53.8	51.0
6/10/2024	13:34	51.6		52.8	50.0
6/10/2024	13:39	50.4		51.6	49.2
6/10/2024	13:44	50.5	50.4	51.5	49.2
6/10/2024	13:49	50.0		51.5	48.7
6/10/2024	13:54	49.7		50.6	48.8
6/10/2024	13:59	50.0		50.8	48.9
6/10/2024	14:04	50.4		51.1	49.4
6/10/2024	14:09	50.7		51.9	49.1
6/10/2024	14:14	49.9	50.6	50.9	48.9
6/10/2024	14:19	50.1		51.2	48.5
6/10/2024	14:24	50.1		51.8	48.8
6/10/2024	14:29	52.1		55.5	49.3
6/10/2024	14:34	53.1		56.3	49.4
6/10/2024	14:39	50.9		52.3	49.3
6/10/2024	14:44	50.1	51.0	51.5	49.0
6/10/2024	14:49	50.3		52.0	48.6
6/10/2024	14:54	49.8		51.0	48.6
6/10/2024	14:59	51.0		52.3	49.4
6/10/2024	15:04	53.1		53.2	50.3
6/10/2024	15:09	51.4		53.1	49.6
6/10/2024	15:14	51.6	52.2	53.0	49.8
6/10/2024	15:19	51.7		53.8	49.6
6/10/2024	15:24	52.9		55.0	50.3
6/10/2024	15:29	52.1		53.3	50.4
6/10/2024	15:34	51.7		52.8	49.8
6/10/2024	15:39	52.0		53.1	50.2
6/10/2024	15:44	51.5	52.0	52.2	49.7
6/10/2024	15:49	52.6		53.9	51.0
6/10/2024	15:54	52.4		53.8	50.4
6/10/2024	15:59	52.0		53.7	50.4
6/10/2024	16:04	52.7		53.3	50.5
6/10/2024	16:09	52.0		53.4	50.0
6/10/2024	16:14	54.3	52.1	55.5	51.1
6/10/2024	16:19	50.7		51.6	49.9
6/10/2024	16:24	50.4		51.3	49.0
6/10/2024	16:29	51.4		53.5	49.1
6/10/2024	16:34	52.2		53.5	50.9
6/10/2024	16:39	52.3		53.9	50.5
6/10/2024	16:44	51.5	51.3	53.2	49.5
6/10/2024	16:49	50.4		51.3	49.3
6/10/2024	16:54	50.2		51.0	49.2
6/10/2024	16:59	51.0		52.6	49.5
6/10/2024	17:04	52.5		53.4	51.0
6/10/2024	17:09	53.3		54.5	51.4
6/10/2024	17:14	52.5	53.6	54.1	50.3
6/10/2024	17:19	51.0		52.0	49.7
6/10/2024	17:24	56.5		58.4	50.8
6/10/2024	17:29	53.4		56.0	50.8
6/10/2024	17:34	53.6		56.1	50.7
6/10/2024	17:39	50.7		51.6	49.5
6/10/2024	17:44	51.8	52.6	52.2	50.1
6/10/2024	17:49	52.9		54.3	50.5
6/10/2024	17:54	53.7		54.5	51.9
6/10/2024	17:59	52.4		53.9	49.8
6/10/2024	18:04	55.2		56.9	50.6
6/10/2024	18:09	52.3		54.0	50.2
6/10/2024	18:14	53.0	53.8	54.1	51.2
6/10/2024	18:19	54.1		55.6	51.6
6/10/2024	18:24	54.0		54.7	52.7
6/10/2024	18:29	53.4		54.8	51.5
6/10/2024	18:34	54.2		56.0	51.3
6/10/2024	18:39	54.8		58.2	51.3
6/10/2024	18:44	56.8	56.3	59.8	52.4
6/10/2024	18:49	60.3		65.0	52.1
6/10/2024	18:54	54.5		56.4	51.0
6/10/2024	18:59	52.2		54.1	50.5
		Mean	52.4		
		Maximum	56.3		
		Minimum	50.3		

Date	Start Time	Leq (5mins)	Leq (30mins)	L10 (5mins)	L90 (5mins)
7/10/2024	7:04	49.2		50.2	48.0
7/10/2024	7:09	49.5		50.7	48.3
7/10/2024	7:14	50.2	49.8	51.4	48.7
7/10/2024	7:19	50.2		50.8	49.2
7/10/2024	7:24	49.5		50.7	48.5
7/10/2024	7:29	49.9		51.0	48.6
7/10/2024	7:34	50.4		51.3	48.6
7/10/2024	7:39	50.3		51.3	48.9
7/10/2024	7:44	50.6	50.3	51.8	49.1
7/10/2024	7:49	49.5		50.7	48.3
7/10/2024	7:54	50.2		51.5	48.0
7/10/2024	7:59	50.8		53.2	48.5
7/10/2024	8:04	51.1		52.6	49.2
7/10/2024	8:09	49.7		51.7	47.6
7/10/2024	8:14	49.5	49.8	51.3	48.0
7/10/2024	8:19	50.1		52.1	47.4
7/10/2024	8:24	48.8		51.1	47.4
7/10/2024	8:29	49.3		51.2	47.3
7/10/2024	8:34	50.6		52.6	47.8
7/10/2024	8:39	47.6		48.6	46.5
7/10/2024	8:44	48.0	48.6	49.3	46.5
7/10/2024	8:49	48.0		48.8	47.0
7/10/2024	8:54	48.7		50.7	46.7
7/10/2024	8:59	48.2		49.1	46.6
7/10/2024	9:04	48.7		49.9	47.2
7/10/2024	9:09	48.9		49.8	47.7
7/10/2024	9:14	48.3	48.6	49.7	46.9
7/10/2024	9:19	48.2		48.8	47.0
7/10/2024	9:24	47.7		48.4	46.7
7/10/2024	9:29	49.5		50.8	47.7
7/10/2024	9:34	50.6		52.8	47.5
7/10/2024	9:39	51.7		54.1	48.6
7/10/2024	9:44	48.4	50.2	50.1	46.7
7/10/2024	9:49	52.3		55.6	47.3
7/10/2024	9:54	48.3		48.9	47.2
7/10/2024	9:59	48.1		49.0	47.1
7/10/2024	10:04	49.6		52.5	47.0
7/10/2024	10:09	49.0		50.5	47.8
7/10/2024	10:14	48.3	49.2	49.4	47.0
7/10/2024	10:19	48.1		49.3	46.9
7/10/2024	10:24	50.0		53.2	47.3
7/10/2024	10:29	49.6		51.4	47.8
7/10/2024	10:34	50.7		53.0	48.0
7/10/2024	10:39	51.0		52.6	47.9
7/10/2024	10:44	49.7	50.8	50.8	48.3
7/10/2024	10:49	51.3		53.0	48.5
7/10/2024	10:54	50.4		52.8	47.8
7/10/2024	10:59	51.6		55.3	47.2
7/10/2024	11:04	48.7		49.8	47.6
7/10/2024	11:09	48.6		49.3	47.4
7/10/2024	11:14	49.5	49.1	50.2	48.6
7/10/2024	11:19	48.9		50.2	47.9
7/10/2024	11:24	49.1		51.0	47.4
7/10/2024	11:29	49.9		51.3	48.8
7/10/2024	11:34	49.1		50.1	48.1
7/10/2024	11:39	50.5		51.6	48.9
7/10/2024	11:44	47.7	48.8	48.9	46.7
7/10/2024	11:49	48.1		49.0	47.2
7/10/2024	11:54	48.2		49.8	46.7
7/10/2024	11:59	48.8		50.7	46.9
7/10/2024	12:04	48.8		50.3	47.6
7/10/2024	12:09	48.6		50.5	47.1
7/10/2024	12:14	48.0	48.3	48.7	47.3
7/10/2024	12:19	48.2		49.3	46.9
7/10/2024	12:24	48.5		50.2	46.9
7/10/2024	12:29	47.9		49.0	46.9
7/10/2024	12:34	48.7		49.5	47.7
7/10/2024	12:39	50.6		51.9	48.5
7/10/2024	12:44	50.9	49.7	53.0	49.0
7/10/2024	12:49	48.8		49.5	47.7
7/10/2024	12:54	48.8		50.6	47.4
7/10/2024	12:59	49.9		51.1	48.5
7/10/2024	13:04	53.5		55.7	49.0
7/10/2024	13:09	55.9		60.9	47.6
7/10/2024	13:14	50.4	52.3	51.8	48.2
7/10/2024	13:19	50.1		51.1	48.3
7/10/2024	13:24	50.6		52.8	48.4
7/10/2024	13:29	49.2		50.5	47.9
7/10/2024	13:34	50.2		51.7	47.6
7/10/2024	13:39	50.8		53.1	48.8
7/10/2024	13:44	53.4	51.6	55.6	50.2
7/10/2024	13:49	52.5		55.4	49.7
7/10/2024	13:54	50.6		51.9	49.1
7/10/2024	13:59	51.3		53.5	48.0
7/10/2024	14:04	49.9		51.9	48.2
7/10/2024	14:09	49.5		51.7	47.9
7/10/2024	14:14	49.8	50.1	51.2	47.8
7/10/2024	14:19	50.3		51.9	48.5
7/10/2024	14:24	49.2		50.2	48.0
7/10/2024	14:29	51.3		52.7	49.3
7/10/2024	14:34	50.5		52.3	48.9
7/10/2024	14:39	49.4		50.3	48.6
7/10/2024	14:44	49.8	49.6	52.1	47.6
7/10/2024	14:49	50.1		51.8	47.9
7/10/2024	14:54	48.6		48.7	47.0
7/10/2024	14:59	48.8		49.8	47.6
7/10/2024	15:04	50.6		52.2	47.7
7/10/2024	15:09	49.2		50.3	48.2
7/10/2024	15:14	50.6	49.8	51.5	48.2
7/10/2024	15:19	50.3		51.6	48.5
7/10/2024	15:24	48.7		49.8	47.3
7/10/2024	15:29	48.6		49.4	47.7
7/10/2024	15:34	50.5		52.2	48.3
7/10/2024	15:39	49.1		50.0	48.2
7/10/2024	15:44	51.5	50.5	53.3	48.8
7/10/2024	15:49	51.8		55.3	48.9
7/10/2024	15:54	48.8		49.6	47.4
7/10/2024	15:59	50.2		50.9	48.4
7/10/2024	16:04	50.3		52.5	47.8
7/10/2024	16:09	51.6		54.1	49.0
7/10/2024	16:14	49.9	50.1	52.2	47.8
7/10/2024	16:19	50.0		51.4	48.9
7/10/2024	16:24	49.9		50.1	47.8
7/10/2024	16:29	48.1		49.2	47.2
7/10/2024	16:34	48.1		49.0	47.1
7/10/2024	16:39	49.0		50.9	47.4
7/10/2024	16:44	52.8	50.1	56.5	48.1
7/10/2024	16:49	50.0		50.9	47.3
7/10/2024	16:54	49.8		51.8	48.0
7/10/2024	16:59	49.4		50.3	47.8
7/10/2024	17:04	50.0		52.7	47.1
7/10/2024	17:09	49.0		50.8	47.2
7/10/2024	17:14	49.1	49.0	50.7	47.6
7/10/2024	17:19	49.9		51.4	48.2
7/10/2024	17:24	48.0		49.0	47.1
7/10/2024	17:29	47.4		48.5	46.5
7/10/2024	17:34	48.0		49.0	46.9
7/10/2024	17:39	49.3		51.2	47.7
7/10/2024	17:44	49.6	49.9	50.5	47.8
7/10/2024	17:49	52.9		56.3	47.6
7/10/2024	17:54	48.9		49.9	47.9
7/10/2024	17:59	49.0		50.4	47.6
7/10/2024	18:04	49.1		50.0	47.5
7/10/2024	18:09	48.9		50.1	47.3
7/10/2024	18:14	50.7	49.3	54.3	47.0
7/10/2024	18:19	47.4		48.2	46.7
7/10/2024	18:24	49.6		50.4	47.1
7/10/2024	18:29	49.7		50.6	47.9
7/10/2024	18:34	50.3		52.2	48.0
7/10/2024	18:39	48.6		49.6	47.4
7/10/2024	18:44	49.6	50.2	51.5	46.9
7/10/2024	18:49	48.2		49.0	47.2
7/10/2024	18:54	50.1		51.1	48.2
7/10/2024	18:59	52.6		55.8	48.6
		Mean	49.8		
		Maximum	52.3		
		Minimum	48.3		

Station: CM19

Date	Start Time	Leq (5mins)	Leq (30mins)	L10 (5mins)	L90 (5mins)
8/10/2024	7:04	55.2	52.1	58.9	47.8
8/10/2024	7:09	52.9		57.8	45.6
8/10/2024	7:14	50.8		52.7	46.7
8/10/2024	7:19	53.1		56.5	47.7
8/10/2024	7:24	49.3		52.0	45.7
8/10/2024	7:29	46.5		47.6	45.2
8/10/2024	7:34	45.6	45.7	46.5	44.4
8/10/2024	7:39	45.4		46.1	44.4
8/10/2024	7:44	45.5		46.3	44.6
8/10/2024	7:49	44.3		44.9	43.7
8/10/2024	7:54	46.1		47.6	44.5
8/10/2024	7:59	46.8		48.8	44.5
8/10/2024	8:04	48.0	46.9	48.4	44.3
8/10/2024	8:09	48.7		50.9	46.0
8/10/2024	8:14	45.8		47.7	44.5
8/10/2024	8:19	45.3		46.0	44.5
8/10/2024	8:24	46.7		49.9	44.1
8/10/2024	8:29	45.8		46.5	44.1
8/10/2024	8:34	44.8	55.8	46.1	43.7
8/10/2024	8:39	48.2		51.2	44.7
8/10/2024	8:44	53.6		55.1	52.4
8/10/2024	8:49	56.3		57.6	54.1
8/10/2024	8:54	57.9		59.4	54.9
8/10/2024	8:59	59.5		60.9	57.5
8/10/2024	9:04	59.7	57.1	61.0	58.3
8/10/2024	9:09	61.1		62.0	57.3
8/10/2024	9:14	56.7		60.2	51.6
8/10/2024	9:19	53.1		55.1	48.7
8/10/2024	9:24	49.7		50.7	46.2
8/10/2024	9:29	50.3		50.7	49.9
8/10/2024	9:34	50.0	49.7	50.7	49.3
8/10/2024	9:39	49.8		50.0	49.2
8/10/2024	9:44	51.0		52.4	49.3
8/10/2024	9:49	49.1		50.3	48.3
8/10/2024	9:54	49.0		50.2	47.8
8/10/2024	9:59	49.0		50.3	47.6
8/10/2024	10:04	48.5	48.9	49.4	47.7
8/10/2024	10:09	50.5		51.7	48.8
8/10/2024	10:14	49.0		49.6	48.4
8/10/2024	10:19	48.5		48.9	47.8
8/10/2024	10:24	48.5		48.8	47.6
8/10/2024	10:29	48.1		48.4	47.6
8/10/2024	10:34	49.0	48.3	50.4	47.4
8/10/2024	10:39	48.7		49.4	47.4
8/10/2024	10:44	47.5		47.9	47.2
8/10/2024	10:49	47.9		48.3	47.5
8/10/2024	10:54	48.1		48.7	47.6
8/10/2024	10:59	48.7		49.7	47.7
8/10/2024	11:04	48.3	48.7	49.3	47.4
8/10/2024	11:09	49.5		52.0	47.8
8/10/2024	11:14	48.8		50.2	47.4
8/10/2024	11:19	49.1		50.9	47.9
8/10/2024	11:24	48.2		49.1	47.4
8/10/2024	11:29	47.8		48.4	47.3
8/10/2024	11:34	47.8	49.0	48.2	47.4
8/10/2024	11:39	50.2		51.5	47.3
8/10/2024	11:44	51.3		54.5	47.3
8/10/2024	11:49	47.8		48.1	47.4
8/10/2024	11:54	47.7		48.0	47.4
8/10/2024	11:59	47.7		48.2	47.2
8/10/2024	12:04	48.1	48.4	48.8	47.5
8/10/2024	12:09	48.7		49.5	47.4
8/10/2024	12:14	48.6		49.6	47.6
8/10/2024	12:19	47.7		48.1	47.2
8/10/2024	12:24	48.5		49.0	47.6
8/10/2024	12:29	48.5		49.2	47.6
8/10/2024	12:34	47.7	47.9	48.1	47.2
8/10/2024	12:39	48.0		48.4	47.6
8/10/2024	12:44	47.8		48.1	47.4
8/10/2024	12:49	47.8		48.2	47.4
8/10/2024	12:54	48.2		48.7	47.5
8/10/2024	12:59	47.6		47.9	47.3
8/10/2024	13:04	47.6	48.9	47.8	47.1
8/10/2024	13:09	48.0		48.8	47.3
8/10/2024	13:14	50.1		52.4	47.4
8/10/2024	13:19	50.2		51.0	48.3
8/10/2024	13:24	48.4		49.2	47.7
8/10/2024	13:29	48.3		48.8	47.8
8/10/2024	13:34	48.8	48.2	49.5	48.1
8/10/2024	13:39	48.6		49.4	47.3
8/10/2024	13:44	48.2		49.0	47.5
8/10/2024	13:49	48.0		48.3	47.4
8/10/2024	13:54	47.7		48.1	47.3
8/10/2024	13:59	48.0		48.4	47.6
8/10/2024	14:04	47.8	47.7	48.0	47.5
8/10/2024	14:09	47.8		48.2	47.3
8/10/2024	14:14	47.5		48.0	47.0
8/10/2024	14:19	48.2		49.3	47.2
8/10/2024	14:24	47.5		47.8	47.1
8/10/2024	14:29	47.6		48.1	47.1
8/10/2024	14:34	48.1	48.1	49.1	47.4
8/10/2024	14:39	47.6		47.9	47.2
8/10/2024	14:44	47.5		47.8	47.1
8/10/2024	14:49	48.5		48.9	47.5
8/10/2024	14:54	49.0		49.5	47.3
8/10/2024	14:59	47.6		48.0	47.3
8/10/2024	15:04	47.5	47.7	47.9	47.1
8/10/2024	15:09	48.2		49.2	47.3
8/10/2024	15:14	47.6		47.9	47.1
8/10/2024	15:19	47.8		48.3	47.4
8/10/2024	15:24	47.5		47.9	47.1
8/10/2024	15:29	47.6		48.0	47.2
8/10/2024	15:34	48.6	48.2	49.9	47.2
8/10/2024	15:39	49.1		50.5	47.0
8/10/2024	15:44	48.3		49.1	47.4
8/10/2024	15:49	47.6		48.5	46.9
8/10/2024	15:54	47.8		48.2	47.3
8/10/2024	15:59	47.4		47.7	47.0
8/10/2024	16:04	47.7	48.0	48.2	47.1
8/10/2024	16:09	47.7		48.4	47.0
8/10/2024	16:14	47.9		48.9	47.1
8/10/2024	16:19	48.8		49.5	47.1
8/10/2024	16:24	47.7		48.1	47.3
8/10/2024	16:29	48.2		48.9	47.5
8/10/2024	16:34	48.4	52.1	49.2	47.6
8/10/2024	16:39	47.5		48.2	46.7
8/10/2024	16:44	47.5		47.9	46.9
8/10/2024	16:49	47.7		47.8	47.0
8/10/2024	16:54	49.9		51.0	47.5
8/10/2024	16:59	58.0		60.5	47.5
8/10/2024	17:04	47.8	48.0	48.2	47.5
8/10/2024	17:09	48.2		48.7	47.9
8/10/2024	17:14	48.1		48.6	47.5
8/10/2024	17:19	48.2		48.6	47.7
8/10/2024	17:24	47.6		48.0	47.0
8/10/2024	17:29	47.8		48.4	47.3
8/10/2024	17:34	47.9	48.0	49.2	47.0
8/10/2024	17:39	47.7		48.0	47.3
8/10/2024	17:44	48.5		49.9	47.3
8/10/2024	17:49	47.9		48.4	47.6
8/10/2024	17:54	48.2		48.9	47.6
8/10/2024	17:59	47.9		48.3	47.5
8/10/2024	18:04	48.4	48.3	49.0	47.5
8/10/2024	18:09	48.2		48.6	47.7
8/10/2024	18:14	48.8		49.3	47.6
8/10/2024	18:19	48.0		48.6	47.5
8/10/2024	18:24	48.2		48.7	47.7
8/10/2024	18:29	48.3		48.9	47.8
8/10/2024	18:34	49.4	49.1	50.4	48.0
8/10/2024	18:39	49.7		51.1	48.3
8/10/2024	18:44	48.5		49.4	47.8
8/10/2024	18:49	48.4		49.2	47.7
8/10/2024	18:54	49.7		50.9	48.2
8/10/2024	18:59	48.6		49.4	47.8
		Mean	49.2		
		Maximum	57.1		
		Minimum	45.7		

Date	Start Time	Leq (5mins)	Leq (30mins)	L10 (5mins)	L90 (5mins)
9/10/2024	7:04	52.1	47.4	52.8	43.8
9/10/2024	7:09	45.0		45.4	43.9
9/10/2024	7:14	45.6		47.2	44.3
9/10/2024	7:19	45.7		47.5	43.9
9/10/2024	7:24	44.9		45.8	44.0
9/10/2024	7:29	44.8		45.9	44.0
9/10/2024	7:34	45.5	47.4	46.0	44.1
9/10/2024	7:39	45.2		45.8	44.5
9/10/2024	7:44	45.2		46.0	44.4
9/10/2024	7:49	46.0		47.6	44.4
9/10/2024	7:54	47.0		48.3	44.9
9/10/2024	7:59	51.4		54.0	44.8
9/10/2024	8:04	45.9	45.5	47.1	44.4
9/10/2024	8:09	45.2		46.2	44.2
9/10/2024	8:14	46.1		47.4	44.4
9/10/2024	8:19	45.4		47.1	44.2
9/10/2024	8:24	44.9		46.3	43.6
9/10/2024	8:29	45.3		46.6	43.8
9/10/2024	8:34	45.2	47.3	45.8	44.3
9/10/2024	8:39	44.9		45.6	44.3
9/10/2024	8:44	45.1		46.4	43.8
9/10/2024	8:49	49.8		52.7	45.8
9/10/2024	8:54	48.8		50.4	46.4
9/10/2024	8:59	47.3		49.5	44.9
9/10/2024	9:04	48.5	48.2	51.7	44.6
9/10/2024	9:09	49.7		52.2	45.7
9/10/2024	9:14	47.8		50.5	44.9
9/10/2024	9:19	47.4		49.5	45.1
9/10/2024	9:24	48.6		51.4	45.5
9/10/2024	9:29	46.7		49.2	44.1
9/10/2024	9:34	48.3	49.2	51.1	44.6
9/10/2024	9:39	47.0		49.4	44.5
9/10/2024	9:44	48.5		50.6	45.1
9/10/2024	9:49	48.8		50.6	44.8
9/10/2024	9:54	51.1		52.9	47.9
9/10/2024	9:59	50.4		52.6	45.4
9/10/2024	10:04	49.9	47.7	52.1	45.7
9/10/2024	10:09	46.9		48.8	44.8
9/10/2024	10:14	47.4		49.5	44.8
9/10/2024	10:19	47.0		48.7	45.4
9/10/2024	10:24	47.3		48.6	45.9
9/10/2024	10:29	46.8		48.8	44.4
9/10/2024	10:34	45.6	45.2	47.4	43.7
9/10/2024	10:39	45.0		46.2	43.9
9/10/2024	10:44	44.6		45.5	43.5
9/10/2024	10:49	44.5		45.4	43.8
9/10/2024	10:54	45.5		46.6	44.2
9/10/2024	10:59	46.0		47.3	44.6
9/10/2024	11:04	44.3	45.8	44.9	43.6
9/10/2024	11:09	48.2		48.5	45.1
9/10/2024	11:14	45.9		47.4	44.2
9/10/2024	11:19	44.9		45.4	44.3
9/10/2024	11:24	44.5		45.0	44.1
9/10/2024	11:29	45.6		46.7	44.2
9/10/2024	11:34	44.2	46.1	44.6	43.8
9/10/2024	11:39	45.8		47.2	44.3
9/10/2024	11:44	46.4		47.7	45.1
9/10/2024	11:49	47.7		50.5	44.6
9/10/2024	11:54	45.7		46.5	44.5
9/10/2024	11:59	46.1		47.5	44.6
9/10/2024	12:04	45.6	45.2	46.9	44.4
9/10/2024	12:09	45.8		47.2	44.2
9/10/2024	12:14	44.3		44.8	44.0
9/10/2024	12:19	45.1		45.7	44.2
9/10/2024	12:24	45.5		46.8	44.3
9/10/2024	12:29	44.9		45.6	43.9
9/10/2024	12:34	46.5	46.3	48.2	44.6
9/10/2024	12:39	44.2		44.9	43.5
9/10/2024	12:44	44.8		46.0	43.8
9/10/2024	12:49	45.1		45.6	44.5
9/10/2024	12:54	47.8		50.6	44.9
9/10/2024	12:59	47.9		49.5	44.7
9/10/2024	13:04	46.2	46.0	48.3	43.9
9/10/2024	13:09	45.7		48.1	43.9
9/10/2024	13:14	45.0		46.0	44.0
9/10/2024	13:19	47.5		49.7	45.0
9/10/2024	13:24	46.4		47.7	44.7
9/10/2024	13:29	44.7		45.6	43.8
9/10/2024	13:34	47.0	46.7	49.0	44.4
9/10/2024	13:39	44.7		46.1	43.2
9/10/2024	13:44	47.6		50.1	44.7
9/10/2024	13:49	47.4		49.2	44.9
9/10/2024	13:54	46.7		48.5	44.7
9/10/2024	13:59	46.4		48.6	44.5
9/10/2024	14:04	46.4	45.7	48.8	44.6
9/10/2024	14:09	45.6		47.8	44.2
9/10/2024	14:14	45.4		46.2	44.4
9/10/2024	14:19	46.0		48.5	44.1
9/10/2024	14:24	44.9		46.3	43.7
9/10/2024	14:29	45.5		46.8	44.0
9/10/2024	14:34	45.2	46.3	45.9	44.1
9/10/2024	14:39	45.6		46.7	44.5
9/10/2024	14:44	49.4		53.8	45.1
9/10/2024	14:49	44.5		46.6	43.4
9/10/2024	14:54	44.1		44.7	43.4
9/10/2024	14:59	46.8		49.5	44.1
9/10/2024	15:04	44.6	44.5	45.2	44.0
9/10/2024	15:09	45.1		46.4	44.3
9/10/2024	15:14	44.2		44.6	43.8
9/10/2024	15:19	44.6		45.4	43.8
9/10/2024	15:24	43.9		44.7	43.2
9/10/2024	15:29	44.7		45.5	43.5
9/10/2024	15:34	44.6	44.1	46.1	43.5
9/10/2024	15:39	44.3		45.1	43.7
9/10/2024	15:44	43.6		44.1	43.0
9/10/2024	15:49	43.6		44.4	42.8
9/10/2024	15:54	43.9		44.7	43.1
9/10/2024	15:59	44.7		45.7	43.7
9/10/2024	16:04	44.1	45.2	44.6	43.7
9/10/2024	16:09	44.2		45.0	43.6
9/10/2024	16:14	44.2		45.4	43.2
9/10/2024	16:19	44.4		45.4	43.4
9/10/2024	16:24	47.5		49.6	44.2
9/10/2024	16:29	45.5		47.7	43.8
9/10/2024	16:34	44.9	44.1	46.1	43.4
9/10/2024	16:39	44.4		45.9	43.3
9/10/2024	16:44	44.4		45.1	43.6
9/10/2024	16:49	44.6		45.2	42.1
9/10/2024	16:54	43.3		44.1	42.4
9/10/2024	16:59	42.9		43.4	42.3
9/10/2024	17:04	44.8	44.8	46.0	43.1
9/10/2024	17:09	45.1		47.0	43.4
9/10/2024	17:14	46.2		48.0	43.8
9/10/2024	17:19	44.6		46.1	43.7
9/10/2024	17:24	43.6		43.9	43.0
9/10/2024	17:29	43.7		44.1	43.3
9/10/2024	17:34	44.4	44.4	45.9	43.1
9/10/2024	17:39	45.4		46.3	43.9
9/10/2024	17:44	44.1		45.4	43.1
9/10/2024	17:49	44.8		46.7	42.8
9/10/2024	17:54	43.2		44.4	42.3
9/10/2024	17:59	43.9		45.5	42.4
9/10/2024	18:04	43.0	43.8	43.7	42.3
9/10/2024	18:09	44.6		45.7	43.7
9/10/2024	18:14	43.8		44.5	43.1
9/10/2024	18:19	43.6		44.4	43.0
9/10/2024	18:24	44.1		44.9	43.3
9/10/2024	18:29	43.4		44.3	42.8
9/10/2024	18:34	42.8	43.5	43.4	41.9
9/10/2024	18:39	43.3		43.4	42.1
9/10/2024	18:44	43.8		44.0	42.5
9/10/2024	18:49	43.4		44.5	42.5
9/10/2024	18:54	45.0		48.7	42.3
9/10/2024	18:59	42.0		42.1	41.2
		Mean	45.9		
		Maximum	49.2		
		Minimum	43.5		

Station: CM19

Date	Start Time	Leq (5mins)	Leq (30mins)	L10 (5mins)	L90 (5mins)
10/10/2024	7:04	40.8		41.6	39.9
10/10/2024	7:09	41.5		42.4	40.6
10/10/2024	7:14	40.6	40.9	41.3	40.1
10/10/2024	7:19	40.1		40.9	39.2
10/10/2024	7:24	40.8		41.4	40.2
10/10/2024	7:29	41.3		42.3	39.9
10/10/2024	7:34	40.3		41.1	39.6
10/10/2024	7:39	41.0		42.0	40.0
10/10/2024	7:44	41.7	41.9	42.4	40.8
10/10/2024	7:49	40.3		40.7	40.0
10/10/2024	7:54	42.5		44.9	40.1
10/10/2024	7:59	44.2		47.3	40.4
10/10/2024	8:04	45.9		46.6	44.9
10/10/2024	8:09	45.8		46.5	45.2
10/10/2024	8:14	45.6	46.6	46.0	45.2
10/10/2024	8:19	48.4		51.9	45.6
10/10/2024	8:24	46.6		48.1	45.1
10/10/2024	8:29	46.4		47.6	44.8
10/10/2024	8:34	45.5		46.2	44.9
10/10/2024	8:39	46.6		47.5	45.3
10/10/2024	8:44	46.9	46.3	47.4	46.0
10/10/2024	8:49	45.7		46.0	45.3
10/10/2024	8:54	46.0		46.6	45.5
10/10/2024	8:59	46.9		47.7	45.9
10/10/2024	9:04	48.5		50.7	46.4
10/10/2024	9:09	45.4		46.0	44.7
10/10/2024	9:14	46.1	47.0	46.8	45.2
10/10/2024	9:19	48.9		51.9	44.9
10/10/2024	9:24	45.9		46.7	45.3
10/10/2024	9:29	46.0		46.6	45.2
10/10/2024	9:34	49.9		51.5	48.7
10/10/2024	9:39	49.8		50.3	49.1
10/10/2024	9:44	50.1	62.9	51.2	49.2
10/10/2024	9:49	51.8		52.2	49.3
10/10/2024	9:54	60.2		63.4	51.1
10/10/2024	9:59	70.1		73.5	49.4
10/10/2024	10:04	49.6		50.3	48.6
10/10/2024	10:09	52.1		54.0	49.2
10/10/2024	10:14	50.0	49.6	51.7	48.7
10/10/2024	10:19	48.3		48.9	47.5
10/10/2024	10:24	48.0		48.5	47.5
10/10/2024	10:29	47.8		48.2	47.4
10/10/2024	10:34	47.7		48.3	47.0
10/10/2024	10:39	48.7		49.5	47.6
10/10/2024	10:44	52.3	50.1	55.3	49.2
10/10/2024	10:49	50.7		53.5	48.5
10/10/2024	10:54	49.9		51.1	48.7
10/10/2024	10:59	49.9		50.3	48.9
10/10/2024	11:04	48.5		48.9	48.0
10/10/2024	11:09	48.9		49.3	48.3
10/10/2024	11:14	49.5	49.0	50.3	48.3
10/10/2024	11:19	49.4		49.6	48.4
10/10/2024	11:24	48.6		48.8	48.2
10/10/2024	11:29	48.8		49.3	48.1
10/10/2024	11:34	48.3		48.8	47.8
10/10/2024	11:39	48.5		49.0	47.9
10/10/2024	11:44	48.9	48.7	49.9	48.1
10/10/2024	11:49	48.7		49.3	48.2
10/10/2024	11:54	49.0		49.7	48.4
10/10/2024	11:59	48.5		49.0	48.0
10/10/2024	12:04	48.5		49.3	47.5
10/10/2024	12:09	50.8		51.4	50.1
10/10/2024	12:14	51.2	50.6	51.9	50.4
10/10/2024	12:19	51.0		51.3	50.6
10/10/2024	12:24	50.4		50.8	49.7
10/10/2024	12:29	51.1		51.6	50.4
10/10/2024	12:34	50.3		50.8	49.8
10/10/2024	12:39	50.1		50.7	49.6
10/10/2024	12:44	52.3	51.3	54.3	49.8
10/10/2024	12:49	53.0		55.2	50.0
10/10/2024	12:54	50.5		51.0	49.9
10/10/2024	12:59	50.7		51.1	50.0
10/10/2024	13:04	51.7		53.6	49.9
10/10/2024	13:09	53.1		54.9	50.6
10/10/2024	13:14	52.7	52.4	54.8	50.5
10/10/2024	13:19	52.2		54.0	50.6
10/10/2024	13:24	52.7		54.5	50.8
10/10/2024	13:29	52.0		53.8	50.4
10/10/2024	13:34	53.3		56.0	50.5
10/10/2024	13:39	51.1		51.6	50.1
10/10/2024	13:44	51.3	51.7	52.2	50.4
10/10/2024	13:49	51.3		51.9	50.6
10/10/2024	13:54	51.2		51.8	50.7
10/10/2024	13:59	51.7		52.5	50.7
10/10/2024	14:04	52.5		54.3	50.7
10/10/2024	14:09	51.1		51.6	50.6
10/10/2024	14:14	53.1	51.9	55.5	50.3
10/10/2024	14:19	51.9		53.2	50.4
10/10/2024	14:24	51.2		52.3	50.1
10/10/2024	14:29	51.0		51.8	50.2
10/10/2024	14:34	50.9		51.6	49.6
10/10/2024	14:39	50.4		51.1	49.9
10/10/2024	14:44	51.2	51.2	51.4	50.3
10/10/2024	14:49	51.2		52.2	50.3
10/10/2024	14:54	52.0		52.7	51.2
10/10/2024	14:59	51.4		52.3	50.1
10/10/2024	15:04	50.9		51.8	50.0
10/10/2024	15:09	51.8		53.0	50.4
10/10/2024	15:14	51.8	51.3	52.7	50.6
10/10/2024	15:19	51.3		53.9	48.8
10/10/2024	15:24	50.4		52.1	49.0
10/10/2024	15:29	51.6		53.1	49.7
10/10/2024	15:34	49.4		50.9	48.3
10/10/2024	15:39	49.2		49.8	48.5
10/10/2024	15:44	46.0	49.0	46.3	45.4
10/10/2024	15:49	47.3		48.4	46.3
10/10/2024	15:54	48.0		48.9	47.1
10/10/2024	15:59	51.8		55.7	47.0
10/10/2024	16:04	48.9		50.8	46.4
10/10/2024	16:09	50.0		53.4	43.5
10/10/2024	16:14	45.2	46.9	48.3	42.3
10/10/2024	16:19	44.7		47.9	42.3
10/10/2024	16:24	44.6		46.8	42.5
10/10/2024	16:29	43.6		44.2	43.0
10/10/2024	16:34	43.6		44.8	42.7
10/10/2024	16:39	46.7		49.6	43.6
10/10/2024	16:44	44.9	44.6	46.7	42.9
10/10/2024	16:49	43.4		44.0	42.8
10/10/2024	16:54	43.2		43.8	42.5
10/10/2024	16:59	44.8		45.5	43.5
10/10/2024	17:04	45.3		46.3	43.4
10/10/2024	17:09	43.6		44.2	42.9
10/10/2024	17:14	43.0	43.4	44.0	42.0
10/10/2024	17:19	42.4		42.8	41.9
10/10/2024	17:24	42.6		43.2	41.9
10/10/2024	17:29	42.9		43.5	42.2
10/10/2024	17:34	43.4		44.5	42.2
10/10/2024	17:39	41.9		42.8	40.7
10/10/2024	17:44	41.8	42.5	42.5	41.0
10/10/2024	17:49	43.7		44.5	41.7
10/10/2024	17:54	41.7		42.6	41.3
10/10/2024	17:59	42.0		42.9	40.9
10/10/2024	18:04	42.4		43.1	41.7
10/10/2024	18:09	42.6		43.7	41.6
10/10/2024	18:14	45.8	45.2	48.8	42.8
10/10/2024	18:19	45.6		48.7	42.5
10/10/2024	18:24	43.9		46.6	42.1
10/10/2024	18:29	48.1		54.0	41.6
10/10/2024	18:34	43.8		45.3	42.1
10/10/2024	18:39	43.6		44.8	41.9
10/10/2024	18:44	43.1	46.8	44.6	41.4
10/10/2024	18:49	44.0		45.2	42.7
10/10/2024	18:54	50.2		53.3	43.0
10/10/2024	18:59	49.6		54.2	42.4
		Mean	48.4		
		Maximum	62.9		
		Minimum	40.9		

Date	Start Time	Leq (5mins)	Leq (30mins)	L10 (5mins)	L90 (5mins)
11/10/2024	7:04	49.9		51.0	48.4
11/10/2024	7:09	50.4		51.5	48.9
11/10/2024	7:14	50.2	49.5	50.4	48.5
11/10/2024	7:19	48.5		49.3	47.5
11/10/2024	7:24	49.1		50.5	47.8
11/10/2024	7:29	48.8		49.6	47.9
11/10/2024	7:34	49.4		50.8	47.6
11/10/2024	7:39	50.7		52.5	48.9
11/10/2024	7:44	49.9	53.8	51.3	48.1
11/10/2024	7:49	50.0		50.9	48.8
11/10/2024	7:54	51.3		54.0	47.8
11/10/2024	7:59	59.5		63.6	51.9
11/10/2024	8:04	49.5		51.0	48.2
11/10/2024	8:09	48.8		50.5	47.3
11/10/2024	8:14	47.8	48.3	49.3	46.5
11/10/2024	8:19	47.2		47.9	46.6
11/10/2024	8:24	47.8		48.7	46.3
11/10/2024	8:29	48.1		49.2	46.7
11/10/2024	8:34	48.1		49.4	46.5
11/10/2024	8:39	48.0		50.3	46.6
11/10/2024	8:44	49.6	48.4	50.8	46.9
11/10/2024	8:49	48.2		49.7	47.1
11/10/2024	8:54	48.1		50.0	46.3
11/10/2024	8:59	48.1		49.3	46.8
11/10/2024	9:04	48.5		49.3	47.3
11/10/2024	9:09	48.7		49.4	47.5
11/10/2024	9:14	47.8	48.4	50.0	46.4
11/10/2024	9:19	47.9		49.0	46.8
11/10/2024	9:24	48.4		49.9	47.0
11/10/2024	9:29	48.9		50.8	47.3
11/10/2024	9:34	47.4		48.3	46.4
11/10/2024	9:39	49.3		51.2	47.6
11/10/2024	9:44	51.9	49.5	55.9	47.5
11/10/2024	9:49	49.6		51.6	47.5
11/10/2024	9:54	48.9		50.2	47.8
11/10/2024	9:59	48.8		49.8	47.9
11/10/2024	10:04	49.8		50.5	48.0
11/10/2024	10:09	49.1		49.9	48.1
11/10/2024	10:14	49.1	49.9	50.2	48.0
11/10/2024	10:19	51.7		54.6	48.3
11/10/2024	10:24	50.8		52.1	48.0
11/10/2024	10:29	48.0		48.9	46.9
11/10/2024	10:34	47.2		48.3	46.0
11/10/2024	10:39	47.3		48.3	46.4
11/10/2024	10:44	49.1	48.8	50.1	47.7
11/10/2024	10:49	49.8		50.9	47.9
11/10/2024	10:54	49.2		50.8	47.0
11/10/2024	10:59	49.7		51.0	47.5
11/10/2024	11:04	48.7		50.8	46.0
11/10/2024	11:09	48.3		49.7	46.9
11/10/2024	11:14	47.3	48.2	48.2	46.3
11/10/2024	11:19	47.2		48.3	46.1
11/10/2024	11:24	49.8		52.6	46.5
11/10/2024	11:29	47.4		48.3	46.3
11/10/2024	11:34	51.1		51.3	46.2
11/10/2024	11:39	49.0		51.9	46.5
11/10/2024	11:44	49.2	49.7	50.6	47.5
11/10/2024	11:49	48.7		50.4	46.7
11/10/2024	11:54	50.1		51.5	47.0
11/10/2024	11:59	49.7		51.8	47.2
11/10/2024	12:04	49.3		51.6	47.1
11/10/2024	12:09	49.2		50.1	47.1
11/10/2024	12:14	49.6	49.0	51.3	46.3
11/10/2024	12:19	47.4		48.8	46.1
11/10/2024	12:24	49.8		51.1	48.2
11/10/2024	12:29	48.0		48.9	47.0
11/10/2024	12:34	50.2		52.3	48.0
11/10/2024	12:39	47.9		48.3	47.3
11/10/2024	12:44	47.2	51.0	48.1	45.6
11/10/2024	12:49	49.5		50.1	46.0
11/10/2024	12:54	52.9		53.3	47.5
11/10/2024	12:59	54.1		67.3	48.1
11/10/2024	13:04	49.7		50.8	47.6
11/10/2024	13:09	48.9		50.1	47.1
11/10/2024	13:14	48.3	50.2	49.5	47.2
11/10/2024	13:19	48.1		49.3	46.8
11/10/2024	13:24	48.8		49.4	46.9
11/10/2024	13:29	53.9		55.7	50.0
11/10/2024	13:34	50.4		51.5	49.5
11/10/2024	13:39	50.8		51.5	49.7
11/10/2024	13:44	51.8	51.9	52.3	49.7
11/10/2024	13:49	51.8		55.6	48.7
11/10/2024	13:54	54.8		59.5	47.1
11/10/2024	13:59	49.8		51.8	47.9
11/10/2024	14:04	48.9		49.7	47.6
11/10/2024	14:09	49.0		50.4	47.1
11/10/2024	14:14	49.7	49.1	51.0	47.2
11/10/2024	14:19	48.6		50.6	47.2
11/10/2024	14:24	49.7		50.7	48.3
11/10/2024	14:29	48.2		49.2	47.2
11/10/2024	14:34	47.8		48.5	46.9
11/10/2024	14:39	47.5		49.1	46.2
11/10/2024	14:44	48.9	47.9	50.9	46.5
11/10/2024	14:49	47.9		49.4	46.6
11/10/2024	14:54	47.0		47.8	46.1
11/10/2024	14:59	48.0		48.9	46.7
11/10/2024	15:04	47.8		48.8	47.0
11/10/2024	15:09	49.3		50.7	48.1
11/10/2024	15:14	49.1	49.4	50.4	47.0
11/10/2024	15:19	50.5		52.3	47.4
11/10/2024	15:24	49.7		50.7	48.7
11/10/2024	15:29	49.5		50.2	48.6
11/10/2024	15:34	49.0		50.4	47.4
11/10/2024	15:39	49.3		50.7	48.0
11/10/2024	15:44	49.9	49.1	51.8	48.3
11/10/2024	15:49	49.3		50.5	48.2
11/10/2024	15:54	48.2		49.2	47.0
11/10/2024	15:59	48.8		50.2	47.4
11/10/2024	16:04	48.0		48.8	46.9
11/10/2024	16:09	49.5		51.2	47.0
11/10/2024	16:14	49.9	49.0	51.9	47.6
11/10/2024	16:19	49.1		50.8	47.5
11/10/2024	16:24	48.6		48.9	47.7
11/10/2024	16:29	48.3		49.1	47.4
11/10/2024	16:34	47.8		48.6	47.1
11/10/2024	16:39	47.7		48.7	47.0
11/10/2024	16:44	49.6	48.4	50.9	47.7
11/10/2024	16:49	48.7		49.5	47.8
11/10/2024	16:54	48.3		49.3	47.2
11/10/2024	16:59	48.2		49.2	46.9
11/10/2024	17:04	48.7		49.9	46.8
11/10/2024	17:09	48.2		49.3	46.8
11/10/2024	17:14	48.3	49.6	49.7	47.0
11/10/2024	17:19	49.0		50.2	47.8
11/10/2024	17:24	52.6		54.1	48.1
11/10/2024	17:29	49.1		50.2	47.5
11/10/2024	17:34	48.4		50.0	47.0
11/10/2024	17:39	49.4		50.9	47.9
11/10/2024	17:44	50.1	51.6	51.0	48.7
11/10/2024	17:49	56.3		61.3	48.8
11/10/2024	17:54	49.6		50.6	47.9
11/10/2024	17:59	49.8		58.0	47.2
11/10/2024	18:04	49.3		51.7	47.2
11/10/2024	18:09	54.9		55.3	48.2
11/10/2024	18:14	49.6	50.6	51.1	47.8
11/10/2024	18:19	48.9		50.3	47.7
11/10/2024	18:24	47.6		48.5	46.5
11/10/2024	18:29	48.4		50.7	46.3
11/10/2024	18:34	46.8		47.9	45.9
11/10/2024	18:39	47.9		48.7	46.8
11/10/2024	18:44	47.3	47.4	48.1	46.2
11/10/2024	18:49	47.5		48.3	46.8
11/10/2024	18:54	48.3		50.5	46.1
11/10/2024	18:59	46.1		46.8	45.6
		Mean	49.5		
		Maximum	53.8		
		Minimum	47.4		

Station: CM19

Date	Start Time	Leq (5mins)	Leq (30mins)	L10 (5mins)	L90 (5mins)
12/10/2024	7:04	48.3	48.3	49.6	47.4
12/10/2024	7:09	47.9		48.4	47.4
12/10/2024	7:14	48.4		49.3	47.6
12/10/2024	7:19	48.7		49.7	47.8
12/10/2024	7:24	48.4		49.0	47.8
12/10/2024	7:29	47.8		48.7	47.2
12/10/2024	7:34	47.9	47.7	48.8	47.2
12/10/2024	7:39	47.9		48.6	47.2
12/10/2024	7:44	47.2		47.6	46.9
12/10/2024	7:49	48.1		49.1	47.4
12/10/2024	7:54	47.5		47.8	47.1
12/10/2024	7:59	47.4		47.9	47.0
12/10/2024	8:04	47.7	47.9	48.3	47.2
12/10/2024	8:09	48.3		49.5	47.4
12/10/2024	8:14	47.3		47.8	46.9
12/10/2024	8:19	47.7		48.0	47.2
12/10/2024	8:24	47.5		47.9	47.1
12/10/2024	8:29	48.9		50.7	47.5
12/10/2024	8:34	47.7	47.6	48.1	47.3
12/10/2024	8:39	50.7		54.8	47.8
12/10/2024	8:44	47.3		47.8	47.0
12/10/2024	8:49	44.9		46.0	43.9
12/10/2024	8:54	46.5		47.8	44.7
12/10/2024	8:59	46.2		47.3	44.1
12/10/2024	9:04	44.9	45.7	45.8	44.1
12/10/2024	9:09	44.8		46.1	43.9
12/10/2024	9:14	44.8		45.3	44.3
12/10/2024	9:19	46.5		47.5	44.2
12/10/2024	9:24	47.2		49.1	45.2
12/10/2024	9:29	45.1		45.8	44.4
12/10/2024	9:34	44.6	46.2	45.6	43.8
12/10/2024	9:39	45.3		46.4	44.0
12/10/2024	9:44	47.9		50.2	44.3
12/10/2024	9:49	45.8		46.4	44.8
12/10/2024	9:54	45.8		46.7	44.8
12/10/2024	9:59	46.9		48.5	45.6
12/10/2024	10:04	45.3	45.6	46.4	44.6
12/10/2024	10:09	44.8		46.6	43.5
12/10/2024	10:14	44.6		45.7	43.8
12/10/2024	10:19	45.8		46.6	44.9
12/10/2024	10:24	47.3		48.1	45.8
12/10/2024	10:29	45.1		45.8	44.4
12/10/2024	10:34	46.4	45.7	48.9	44.9
12/10/2024	10:39	46.4		48.2	44.8
12/10/2024	10:44	44.8		45.6	44.0
12/10/2024	10:49	44.7		45.3	44.2
12/10/2024	10:54	45.8		47.9	44.6
12/10/2024	10:59	46.0		46.7	45.2
12/10/2024	11:04	45.9	46.0	47.1	44.5
12/10/2024	11:09	44.6		45.1	44.1
12/10/2024	11:14	45.0		45.8	43.9
12/10/2024	11:19	45.8		46.5	44.8
12/10/2024	11:24	46.9		48.0	45.7
12/10/2024	11:29	47.0		48.9	45.7
12/10/2024	11:34	45.9	46.6	46.6	45.2
12/10/2024	11:39	45.9		46.7	45.1
12/10/2024	11:44	46.3		47.1	45.4
12/10/2024	11:49	47.7		50.3	45.9
12/10/2024	11:54	46.9		47.6	46.0
12/10/2024	11:59	46.7		49.0	44.9
12/10/2024	12:04	45.7	45.9	46.3	45.0
12/10/2024	12:09	46.0		46.8	45.0
12/10/2024	12:14	46.5		47.4	45.5
12/10/2024	12:19	45.5		46.6	44.5
12/10/2024	12:24	44.8		45.4	44.3
12/10/2024	12:29	46.8		47.5	45.6
12/10/2024	12:34	46.3	47.4	47.1	45.5
12/10/2024	12:39	46.3		47.0	45.5
12/10/2024	12:44	47.0		48.3	45.9
12/10/2024	12:49	46.3		47.2	45.5
12/10/2024	12:54	47.7		49.1	46.1
12/10/2024	12:59	49.8		51.5	47.3
12/10/2024	13:04	48.9	48.8	51.8	46.4
12/10/2024	13:09	48.7		50.7	47.1
12/10/2024	13:14	48.1		49.7	46.5
12/10/2024	13:19	49.6		51.7	46.9
12/10/2024	13:24	49.3		52.1	46.2
12/10/2024	13:29	47.7		50.0	45.3
12/10/2024	13:34	45.8	45.8	47.2	44.7
12/10/2024	13:39	46.2		47.9	44.5
12/10/2024	13:44	44.7		45.2	44.3
12/10/2024	13:49	47.0		49.7	44.6
12/10/2024	13:54	45.4		46.0	44.3
12/10/2024	13:59	45.3		46.1	44.5
12/10/2024	14:04	45.6	47.4	46.2	45.0
12/10/2024	14:09	47.8		50.0	44.9
12/10/2024	14:14	46.0		46.1	44.7
12/10/2024	14:19	49.7		51.5	45.6
12/10/2024	14:24	48.0		50.1	45.5
12/10/2024	14:29	46.0		47.0	44.8
12/10/2024	14:34	48.3	47.5	51.5	45.1
12/10/2024	14:39	48.7		51.1	44.9
12/10/2024	14:44	46.0		47.3	45.0
12/10/2024	14:49	46.2		46.8	45.4
12/10/2024	14:54	45.9		46.6	45.0
12/10/2024	14:59	48.7		50.2	46.5
12/10/2024	15:04	46.7	46.7	47.5	46.1
12/10/2024	15:09	46.9		48.1	45.7
12/10/2024	15:14	46.4		47.5	45.3
12/10/2024	15:19	47.2		48.3	45.9
12/10/2024	15:24	46.6		47.5	45.4
12/10/2024	15:29	46.4		47.3	45.5
12/10/2024	15:34	47.3	47.3	48.9	45.8
12/10/2024	15:39	47.9		49.8	45.5
12/10/2024	15:44	46.0		46.9	44.6
12/10/2024	15:49	46.7		49.0	44.9
12/10/2024	15:54	49.3		52.5	45.1
12/10/2024	15:59	45.8		46.6	44.9
12/10/2024	16:04	46.4	46.0	47.3	45.2
12/10/2024	16:09	45.9		46.9	44.7
12/10/2024	16:14	45.6		46.5	44.7
12/10/2024	16:19	46.4		48.6	44.5
12/10/2024	16:24	46.4		47.3	44.6
12/10/2024	16:29	45.1		45.8	44.3
12/10/2024	16:34	45.4	45.7	46.1	43.9
12/10/2024	16:39	47.1		49.7	44.2
12/10/2024	16:44	46.5		49.9	43.7
12/10/2024	16:49	45.4		46.8	44.0
12/10/2024	16:54	44.4		45.3	43.5
12/10/2024	16:59	45.0		46.2	43.4
12/10/2024	17:04	44.3	44.6	45.4	43.4
12/10/2024	17:09	43.7		44.4	43.0
12/10/2024	17:14	44.2		45.0	43.4
12/10/2024	17:19	45.3		46.4	44.2
12/10/2024	17:24	44.9		45.9	43.5
12/10/2024	17:29	45.1		46.1	43.3
12/10/2024	17:34	45.9	46.5	48.0	43.9
12/10/2024	17:39	46.5		49.0	43.4
12/10/2024	17:44	45.4		46.8	43.8
12/10/2024	17:49	48.2		50.8	44.1
12/10/2024	17:54	45.1		46.1	43.8
12/10/2024	17:59	47.1		50.5	42.8
12/10/2024	18:04	45.1	43.9	47.5	42.4
12/10/2024	18:09	42.8		43.4	42.0
12/10/2024	18:14	43.4		43.9	42.8
12/10/2024	18:19	44.1		44.9	43.2
12/10/2024	18:24	44.4		45.2	43.5
12/10/2024	18:29	43.5		44.4	42.6
12/10/2024	18:34	42.7	44.9	43.3	42.3
12/10/2024	18:39	42.6		43.2	42.1
12/10/2024	18:44	42.5		43.3	41.9
12/10/2024	18:49	44.4		46.5	42.6
12/10/2024	18:54	47.2		49.3	43.7
12/10/2024	18:59	46.9		48.9	43.3
		Mean	46.5		
		Maximum	48.8		
		Minimum	43.9		

Date	Start Time	Leq (5mins)	Leq (30mins)	L10 (5mins)	L90 (5mins)
13/10/2024	7:04	45.0	44.1	48.5	42.3
13/10/2024	7:09	43.5		46.2	41.7
13/10/2024	7:14	43.5		44.8	42.4
13/10/2024	7:19	44.7		46.9	42.4
13/10/2024	7:24	44.7		45.8	43.0
13/10/2024	7:29	43.0		43.4	42.6
13/10/2024	7:34	43.2	44.5	43.5	42.9
13/10/2024	7:39	43.6		44.2	43.1
13/10/2024	7:44	43.2		43.9	42.5
13/10/2024	7:49	44.5		47.0	42.8
13/10/2024	7:54	43.8		44.7	42.8
13/10/2024	7:59	47.1		49.0	44.1
13/10/2024	8:04	43.7	45.6	44.8	42.4
13/10/2024	8:09	42.0		42.7	41.5
13/10/2024	8:14	42.4		42.8	41.7
13/10/2024	8:19	43.5		45.5	41.5
13/10/2024	8:24	50.8		53.8	42.4
13/10/2024	8:29	42.6		43.3	42.2
13/10/2024	8:34	42.8	44.0	43.3	42.3
13/10/2024	8:39	42.7		43.7	42.0
13/10/2024	8:44	44.9		47.9	42.5
13/10/2024	8:49	43.4		44.6	42.4
13/10/2024	8:54	46.3		48.4	43.8
13/10/2024	8:59	42.7		43.0	42.4
13/10/2024	9:04	42.4	42.5	42.8	42.1
13/10/2024	9:09	43.4		44.3	42.1
13/10/2024	9:14	42.6		43.6	41.2
13/10/2024	9:19	41.6		42.0	41.2
13/10/2024	9:24	42.1		42.4	41.6
13/10/2024	9:29	42.6		43.9	41.6
13/10/2024	9:34	43.3	42.9	44.9	41.6
13/10/2024	9:39	43.5		44.5	42.5
13/10/2024	9:44	43.0		44.0	42.3
13/10/2024	9:49	42.7		43.5	42.2
13/10/2024	9:54	42.3		42.6	41.9
13/10/2024	9:59	42.4		42.7	42.0
13/10/2024	10:04	42.5	45.3	42.9	41.9
13/10/2024	10:09	42.8		43.2	42.2
13/10/2024	10:14	49.9		54.3	43.0
13/10/2024	10:19	45.2		50.8	42.4
13/10/2024	10:24	42.9		44.9	41.1
13/10/2024	10:29	41.7		42.2	41.1
13/10/2024	10:34	42.1	42.9	42.7	41.4
13/10/2024	10:39	43.0		44.0	41.9
13/10/2024	10:44	42.8		43.3	42.3
13/10/2024	10:49	42.5		43.0	42.0
13/10/2024	10:54	42.9		43.6	42.5
13/10/2024	10:59	43.7		45.0	42.5
13/10/2024	11:04	43.1	42.1	43.5	42.5
13/10/2024	11:09	42.0		42.3	41.7
13/10/2024	11:14	42.4		43.0	41.7
13/10/2024	11:19	41.9		42.2	41.5
13/10/2024	11:24	42.0		42.3	41.7
13/10/2024	11:29	41.2		41.4	40.6
13/10/2024	11:34	41.1	42.4	41.5	40.7
13/10/2024	11:39	42.2		43.4	41.1
13/10/2024	11:44	41.7		42.3	41.2
13/10/2024	11:49	43.8		45.6	42.1
13/10/2024	11:54	42.4		42.7	42.0
13/10/2024	11:59	42.7		43.3	42.0
13/10/2024	12:04	45.7	42.8	48.5	42.1
13/10/2024	12:09	42.9		43.3	41.5
13/10/2024	12:14	42.0		42.5	41.6
13/10/2024	12:19	41.4		41.7	41.0
13/10/2024	12:24	41.6		41.9	41.4
13/10/2024	12:29	41.4		41.8	40.2
13/10/2024	12:34	44.9	42.8	47.3	40.2
13/10/2024	12:39	41.0		41.4	40.5
13/10/2024	12:44	41.3		42.0	40.6
13/10/2024	12:49	42.2		42.8	41.7
13/10/2024	12:54	43.1		44.2	42.0
13/10/2024	12:59	43.2		44.3	42.2
13/10/2024	13:04	42.8	43.1	43.6	42.2
13/10/2024	13:09	42.9		43.6	42.1
13/10/2024	13:14	43.2		44.1	42.4
13/10/2024	13:19	42.6		43.4	41.8
13/10/2024	13:24	42.3		43.0	41.6
13/10/2024	13:29	44.4		47.1	41.7
13/10/2024	13:34	42.3	41.2	42.5	41.1
13/10/2024	13:39	40.8		41.3	40.2
13/10/2024	13:44	40.8		41.2	40.3
13/10/2024	13:49	40.9		41.5	40.5
13/10/2024	13:54	40.9		41.1	40.3
13/10/2024	13:59	41.1		41.8	40.3
13/10/2024	14:04	41.3	41.7	41.8	40.8
13/10/2024	14:09	41.3		41.5	41.0
13/10/2024	14:14	42.4		43.6	41.4
13/10/2024	14:19	41.7		42.1	41.2
13/10/2024	14:24	42.0		42.9	41.2
13/10/2024	14:29	41.6		41.9	41.2
13/10/2024	14:34	41.1	41.9	41.6	40.8
13/10/2024	14:39	41.7		42.8	40.8
13/10/2024	14:44	42.5		43.2	41.4
13/10/2024	14:49	41.9		42.2	41.5
13/10/2024	14:54	41.9		42.2	41.6
13/10/2024	14:59	42.0		42.6	41.5
13/10/2024	15:04	42.7	43.2	43.0	42.4
13/10/2024	15:09	42.9		43.1	42.6
13/10/2024	15:14	43.1		43.3	42.7
13/10/2024	15:19	43.7		45.3	42.8
13/10/2024	15:24	43.3		43.8	42.9
13/10/2024	15:29	43.2		43.8	42.5
13/10/2024	15:34	42.7	43.2	43.0	42.3
13/10/2024	15:39	43.1		43.5	42.7
13/10/2024	15:44	42.8		43.2	42.3
13/10/2024	15:49	42.2		42.5	41.9
13/10/2024	15:54	45.2		49.7	41.8
13/10/2024	15:59	42.5		43.6	41.6
13/10/2024	16:04	42.4	42.8	42.8	41.7
13/10/2024	16:09	42.9		43.5	42.4
13/10/2024	16:14	42.6		43.1	42.3
13/10/2024	16:19	43.1		43.6	42.7
13/10/2024	16:24	43.0		44.1	42.1
13/10/2024	16:29	42.8		44.5	41.9
13/10/2024	16:34	42.2	42.7	42.5	41.9
13/10/2024	16:39	43.0		44.2	42.2
13/10/2024	16:44	42.3		42.8	42.0
13/10/2024	16:49	41.7		42.1	41.4
13/10/2024	16:54	41.3		41.8	41.0
13/10/2024	16:59	44.6		46.8	41.5
13/10/2024	17:04	44.0	43.1	46.2	41.6
13/10/2024	17:09	43.3		46.1	42.1
13/10/2024	17:14	42.8		43.1	42.3
13/10/2024	17:19	42.8		43.2	42.5
13/10/2024	17:24	43.1		43.2	42.2
13/10/2024	17:29	42.5		42.7	42.2
13/10/2024	17:34	42.9	42.0	43.2	42.4
13/10/2024	17:39	42.5		42.7	42.1
13/10/2024	17:44	42.2		42.7	41.3
13/10/2024	17:49	41.2		41.5	40.9
13/10/2024	17:54	41.7		42.6	41.0
13/10/2024	17:59	41.2		41.4	40.9
13/10/2024	18:04	41.9	47.7	42.7	41.3
13/10/2024	18:09	42.3		42.4	41.5
13/10/2024	18:14	54.4		58.7	43.8
13/10/2024	18:19	42.8		44.7	41.6
13/10/2024	18:24	41.6		41.9	41.5
13/10/2024	18:29	42.0		42.2	41.7
13/10/2024	18:34	42.2	42.3	42.7	41.9
13/10/2024	18:39	43.6		45.3	41.5
13/10/2024	18:44	42.3		43.4	41.6
13/10/2024	18:49	41.7		41.9	41.4
13/10/2024	18:54	41.6		41.9	41.3
13/10/2024	18:59	41.8		42.1	41.4
		Mean	43.2		
		Maximum	47.7		
		Minimum	41.2		

Station: CM19

Date	Start Time	Leq (5mins)	Leq (30mins)	L10 (5mins)	L90 (5mins)
14/10/2024	7:04	41.5		42.5	40.5
14/10/2024	7:09	40.6		41.0	40.1
14/10/2024	7:14	41.1	41.3	42.1	40.1
14/10/2024	7:19	42.0		43.2	41.0
14/10/2024	7:24	41.0		41.5	40.5
14/10/2024	7:29	41.2		41.8	40.8
14/10/2024	7:34	40.8		41.4	40.4
14/10/2024	7:39	40.7		41.1	39.9
14/10/2024	7:44	41.3	41.4	42.2	40.0
14/10/2024	7:49	42.3		43.3	40.6
14/10/2024	7:54	41.1		42.1	40.2
14/10/2024	7:59	42.0		42.9	41.0
14/10/2024	8:04	42.0		43.4	40.6
14/10/2024	8:09	41.6		42.4	40.4
14/10/2024	8:14	41.3	43.0	41.7	40.9
14/10/2024	8:19	42.8		43.7	41.5
14/10/2024	8:24	42.3		42.4	41.0
14/10/2024	8:29	46.0		48.5	41.4
14/10/2024	8:34	48.6		51.0	42.9
14/10/2024	8:39	49.1		51.7	43.9
14/10/2024	8:44	44.3	45.9	45.8	42.3
14/10/2024	8:49	42.4		43.3	41.2
14/10/2024	8:54	41.5		42.4	40.7
14/10/2024	8:59	42.9		44.5	40.8
14/10/2024	9:04	43.1		46.0	40.4
14/10/2024	9:09	42.7		43.6	40.6
14/10/2024	9:14	44.5	43.7	45.9	42.9
14/10/2024	9:19	45.3		49.5	41.1
14/10/2024	9:24	41.7		42.5	40.9
14/10/2024	9:29	43.7		45.6	42.0
14/10/2024	9:34	45.1		46.9	43.3
14/10/2024	9:39	46.2		47.9	43.5
14/10/2024	9:44	50.7	48.0	50.9	43.7
14/10/2024	9:49	51.3		52.1	42.5
14/10/2024	9:54	44.1		46.7	41.8
14/10/2024	9:59	43.5		44.5	41.5
14/10/2024	10:04	48.9		50.8	42.7
14/10/2024	10:09	45.7		47.0	43.7
14/10/2024	10:14	45.8	46.3	47.9	43.5
14/10/2024	10:19	46.2		49.0	42.4
14/10/2024	10:24	45.5		49.0	43.0
14/10/2024	10:29	44.1		45.2	42.6
14/10/2024	10:34	44.5		45.5	43.5
14/10/2024	10:39	44.4		45.2	43.4
14/10/2024	10:44	44.6	45.1	45.8	43.3
14/10/2024	10:49	44.7		46.1	43.1
14/10/2024	10:54	45.7		47.5	43.7
14/10/2024	10:59	46.1		47.7	44.1
14/10/2024	11:04	45.0		45.9	43.8
14/10/2024	11:09	45.3		46.1	44.1
14/10/2024	11:14	44.1	44.4	45.0	43.0
14/10/2024	11:19	44.4		44.5	42.7
14/10/2024	11:24	44.7		45.9	42.3
14/10/2024	11:29	42.1		42.6	41.4
14/10/2024	11:34	43.0		44.0	41.8
14/10/2024	11:39	48.3		48.4	41.7
14/10/2024	11:44	55.9	49.7	57.0	49.5
14/10/2024	11:49	46.6		50.2	42.4
14/10/2024	11:54	43.3		43.9	42.0
14/10/2024	11:59	42.7		44.7	41.1
14/10/2024	12:04	45.2		47.4	42.5
14/10/2024	12:09	44.5		44.6	42.0
14/10/2024	12:14	44.1	51.0	45.2	42.6
14/10/2024	12:19	47.4		50.3	42.9
14/10/2024	12:24	53.4		54.8	51.0
14/10/2024	12:29	55.9		57.9	53.8
14/10/2024	12:34	51.9		55.0	44.9
14/10/2024	12:39	50.4		53.1	45.8
14/10/2024	12:44	46.7	52.1	49.5	43.6
14/10/2024	12:49	47.7		49.2	44.8
14/10/2024	12:54	53.4		54.9	51.0
14/10/2024	12:59	55.9		57.7	54.5
14/10/2024	13:04	51.0		54.1	43.6
14/10/2024	13:09	44.7		45.9	42.7
14/10/2024	13:14	44.0	46.6	45.2	43.0
14/10/2024	13:19	46.3		48.6	44.2
14/10/2024	13:24	43.9		44.7	42.9
14/10/2024	13:29	44.3		45.2	43.5
14/10/2024	13:34	44.4		45.4	43.5
14/10/2024	13:39	49.6		52.7	43.5
14/10/2024	13:44	49.9	47.5	51.6	45.0
14/10/2024	13:49	47.0		50.6	43.7
14/10/2024	13:54	44.6		45.6	43.7
14/10/2024	13:59	46.6		48.9	44.1
14/10/2024	14:04	54.9		56.7	53.4
14/10/2024	14:09	55.8		56.9	55.0
14/10/2024	14:14	56.0	55.6	57.0	55.2
14/10/2024	14:19	56.1		57.0	55.3
14/10/2024	14:24	55.8		57.0	55.0
14/10/2024	14:29	54.9		56.7	52.3
14/10/2024	14:34	48.1		50.3	44.8
14/10/2024	14:39	48.8		50.8	45.2
14/10/2024	14:44	47.8	53.7	50.4	44.0
14/10/2024	14:49	56.9		59.6	44.9
14/10/2024	14:54	58.4		62.8	42.8
14/10/2024	14:59	43.7		44.6	42.7
14/10/2024	15:04	45.5		47.3	43.1
14/10/2024	15:09	44.6		45.9	43.0
14/10/2024	15:14	45.7	45.3	47.3	43.1
14/10/2024	15:19	43.8		45.0	42.4
14/10/2024	15:24	45.4		47.4	42.6
14/10/2024	15:29	46.4		48.6	42.8
14/10/2024	15:34	44.5		45.9	42.3
14/10/2024	15:39	43.3		45.4	41.6
14/10/2024	15:44	46.7	45.9	48.6	41.7
14/10/2024	15:49	46.8		49.7	44.0
14/10/2024	15:54	46.1		48.7	42.9
14/10/2024	15:59	46.7		48.7	44.1
14/10/2024	16:04	46.1		48.3	43.6
14/10/2024	16:09	48.0		51.9	44.3
14/10/2024	16:14	49.4	47.0	52.0	44.3
14/10/2024	16:19	46.6		49.8	42.8
14/10/2024	16:24	43.7		44.7	42.5
14/10/2024	16:29	45.8		47.6	43.2
14/10/2024	16:34	47.8		49.9	44.4
14/10/2024	16:39	47.6		50.0	44.3
14/10/2024	16:44	48.3	48.2	50.7	44.9
14/10/2024	16:49	49.0		51.1	45.2
14/10/2024	16:54	47.9		49.6	44.7
14/10/2024	16:59	48.3		50.8	43.5
14/10/2024	17:04	46.5		48.3	44.2
14/10/2024	17:09	46.8		48.2	44.5
14/10/2024	17:14	46.2	47.1	48.3	43.7
14/10/2024	17:19	47.0		48.6	43.6
14/10/2024	17:24	48.0		50.5	45.6
14/10/2024	17:29	48.0		50.7	44.1
14/10/2024	17:34	45.9		48.6	42.9
14/10/2024	17:39	45.6		47.4	42.7
14/10/2024	17:44	46.0	46.1	47.7	43.2
14/10/2024	17:49	46.0		49.5	43.2
14/10/2024	17:54	45.1		47.0	42.9
14/10/2024	17:59	47.5		50.2	44.6
14/10/2024	18:04	48.7		51.6	43.3
14/10/2024	18:09	45.3		46.4	44.0
14/10/2024	18:14	48.0	47.5	51.6	43.5
14/10/2024	18:19	46.4		48.2	43.9
14/10/2024	18:24	47.6		49.6	43.8
14/10/2024	18:29	47.9		49.8	45.2
14/10/2024	18:34	47.9		49.3	45.7
14/10/2024	18:39	48.0		50.1	45.7
14/10/2024	18:44	51.7	48.2	54.6	45.9
14/10/2024	18:49	45.4		46.7	43.9
14/10/2024	18:54	47.2		48.7	45.4
14/10/2024	18:59	45.8		47.2	44.2
		Mean	47.2		
		Maximum	55.6		
		Minimum	41.3		

Date	Start Time	Leq (5mins)	Leq (30mins)	L10 (5mins)	L90 (5mins)
15/10/2024	7:04	53.7		55.8	50.7
15/10/2024	7:09	52.9		54.7	51.1
15/10/2024	7:14	55.1	53.8	58.9	49.9
15/10/2024	7:19	54.1		56.4	50.8
15/10/2024	7:24	54.1		57.0	50.6
15/10/2024	7:29	52.5		53.7	49.9
15/10/2024	7:34	51.8		53.8	49.9
15/10/2024	7:39	53.8		56.8	50.5
15/10/2024	7:44	53.5	53.7	55.9	50.0
15/10/2024	7:49	55.7		58.8	52.0
15/10/2024	7:54	53.3		55.8	50.4
15/10/2024	7:59	53.2		54.3	51.5
15/10/2024	8:04	51.1		52.8	49.3
15/10/2024	8:09	50.9		52.4	49.5
15/10/2024	8:14	49.4	49.3	50.2	48.4
15/10/2024	8:19	47.5		48.3	46.6
15/10/2024	8:24	47.0		47.5	46.3
15/10/2024	8:29	47.9		48.9	46.5
15/10/2024	8:34	48.7		49.4	47.8
15/10/2024	8:39	49.3		50.1	48.4
15/10/2024	8:44	50.0	49.6	50.9	48.5
15/10/2024	8:49	49.5		50.5	48.4
15/10/2024	8:54	50.4		51.0	48.8
15/10/2024	8:59	49.7		50.5	48.5
15/10/2024	9:04	52.2		54.3	49.0
15/10/2024	9:09	51.6		53.6	49.4
15/10/2024	9:14	50.4	51.3	51.2	48.9
15/10/2024	9:19	51.4		53.9	49.1
15/10/2024	9:24	50.9		53.4	48.2
15/10/2024	9:29	51.2		52.8	49.2
15/10/2024	9:34	50.7		51.5	49.5
15/10/2024	9:39	51.7		54.2	48.6
15/10/2024	9:44	52.6	51.8	54.5	50.6
15/10/2024	9:49	52.4		53.6	50.6
15/10/2024	9:54	52.0		52.9	49.8
15/10/2024	9:59	51.2		51.9	48.1
15/10/2024	10:04	60.5		65.6	48.6
15/10/2024	10:09	50.9		52.5	48.8
15/10/2024	10:14	50.7	54.7	50.8	48.7
15/10/2024	10:19	52.9		55.2	48.7
15/10/2024	10:24	51.0		52.2	48.3
15/10/2024	10:29	49.6		50.5	48.6
15/10/2024	10:34	49.4		50.5	48.4
15/10/2024	10:39	49.6		50.9	48.1
15/10/2024	10:44	49.1	50.2	50.0	48.1
15/10/2024	10:49	49.9		52.5	47.6
15/10/2024	10:54	52.1		52.9	50.1
15/10/2024	10:59	50.3		51.6	48.1
15/10/2024	11:04	51.2		52.7	49.1
15/10/2024	11:09	51.4		52.6	50.1
15/10/2024	11:14	51.1	51.2	53.0	49.1
15/10/2024	11:19	52.1		52.3	49.6
15/10/2024	11:24	50.6		51.6	49.5
15/10/2024	11:29	50.6		51.4	49.8
15/10/2024	11:34	55.4		59.4	49.2
15/10/2024	11:39	49.5		51.2	47.5
15/10/2024	11:44	50.2	51.3	52.3	48.2
15/10/2024	11:49	49.7		51.0	48.4
15/10/2024	11:54	48.8		49.3	48.0
15/10/2024	11:59	49.8		51.0	48.0
15/10/2024	12:04	50.9		52.6	47.9
15/10/2024	12:09	49.2		50.3	47.9
15/10/2024	12:14	49.3	50.7	50.1	48.3
15/10/2024	12:19	50.3		51.1	49.2
15/10/2024	12:24	51.6		53.5	49.6
15/10/2024	12:29	52.2		54.6	48.7
15/10/2024	12:34	50.7		52.9	46.3
15/10/2024	12:39	50.3		53.2	47.7
15/10/2024	12:44	50.4	50.1	52.1	48.4
15/10/2024	12:49	49.7		51.4	48.0
15/10/2024	12:54	50.2		51.9	48.4
15/10/2024	12:59	48.8		50.6	47.1
15/10/2024	13:04	49.0		49.7	47.6
15/10/2024	13:09	51.4		53.0	48.5
15/10/2024	13:14	59.2	53.6	64.6	48.0
15/10/2024	13:19	50.1		53.4	47.1
15/10/2024	13:24	51.1		53.6	48.4
15/10/2024	13:29	50.3		52.1	48.5
15/10/2024	13:34	50.3		52.3	47.6
15/10/2024	13:39	53.0		53.9	47.8
15/10/2024	13:44	59.4	54.0	63.9	49.1
15/10/2024	13:49	49.9		51.1	48.1
15/10/2024	13:54	51.4		55.1	47.7
15/10/2024	13:59	49.5		50.6	48.2
15/10/2024	14:04	49.9		51.4	47.2
15/10/2024	14:09	52.4		55.0	49.1
15/10/2024	14:14	50.9	50.4	52.8	49.2
15/10/2024	14:19	48.3		50.4	46.3
15/10/2024	14:24	49.4		51.0	47.8
15/10/2024	14:29	50.2		51.5	48.2
15/10/2024	14:34	51.8		54.1	49.4
15/10/2024	14:39	48.4		49.3	47.0
15/10/2024	14:44	47.8	51.2	48.9	46.6
15/10/2024	14:49	54.4		58.6	47.8
15/10/2024	14:54	50.9		52.7	49.1
15/10/2024	14:59	50.5		51.8	48.9
15/10/2024	15:04	50.7		52.8	48.1
15/10/2024	15:09	47.6		48.2	46.6
15/10/2024	15:14	47.4	48.8	48.5	46.5
15/10/2024	15:19	47.9		48.5	46.3
15/10/2024	15:24	49.0		49.9	47.9
15/10/2024	15:29	49.1		49.8	48.2
15/10/2024	15:34	50.0		51.4	48.0
15/10/2024	15:39	51.7		54.7	49.4
15/10/2024	15:44	51.6	50.4	53.4	48.1
15/10/2024	15:49	49.5		50.8	48.1
15/10/2024	15:54	49.7		51.4	47.8
15/10/2024	15:59	49.2		50.2	48.3
15/10/2024	16:04	48.0		48.6	47.2
15/10/2024	16:09	48.0		48.9	46.8
15/10/2024	16:14	48.9	48.4	49.7	47.9
15/10/2024	16:19	48.5		49.5	47.4
15/10/2024	16:24	48.6		49.3	47.4
15/10/2024	16:29	48.1		49.3	46.9
15/10/2024	16:34	48.9		50.3	47.2
15/10/2024	16:39	47.8		49.1	46.4
15/10/2024	16:44	47.6	49.7	48.6	46.0
15/10/2024	16:49	49.7		51.3	47.7
15/10/2024	16:54	49.5		50.9	48.0
15/10/2024	16:59	52.5		55.2	49.3
15/10/2024	17:04	54.1		56.1	51.7
15/10/2024	17:09	51.5		53.4	49.0
15/10/2024	17:14	48.3	51.6	49.5	46.9
15/10/2024	17:19	47.6		48.4	46.7
15/10/2024	17:24	54.0		54.4	46.6
15/10/2024	17:29	49.8		51.1	48.0
15/10/2024	17:34	48.6		49.9	47.3
15/10/2024	17:39	52.1		55.5	47.5
15/10/2024	17:44	49.2	50.3	51.5	47.5
15/10/2024	17:49	49.4		51.1	47.6
15/10/2024	17:54	52.0		54.0	47.9
15/10/2024	17:59	48.8		51.2	46.8
15/10/2024	18:04	48.3		49.4	46.9
15/10/2024	18:09	47.4		48.3	46.4
15/10/2024	18:14	48.0	48.8	48.8	47.1
15/10/2024	18:19	48.1		49.4	46.8
15/10/2024	18:24	49.3		50.4	47.9
15/10/2024	18:29	50.6		53.0	48.2
15/10/2024	18:34	49.8		51.2	48.1
15/10/2024	18:39	49.6		51.7	47.6
15/10/2024	18:44	51.7	52.1	53.9	48.4
15/10/2024	18:49	53.9		56.9	48.9
15/10/2024	18:54	53.6		55.8	50.3
15/10/2024	18:59	52.0		53.6	49.3
		Mean	51.6		
		Maximum	54.7		
		Minimum	49.3		

Station: CM19

Date	Start Time	Leq (5mins)	Leq (30mins)	L10 (5mins)	L90 (5mins)
16/10/2024	7:04	50.0	50.4	51.5	48.1
16/10/2024	7:09	50.7		52.3	48.5
16/10/2024	7:14	51.4		52.9	49.5
16/10/2024	7:19	50.1		51.1	48.9
16/10/2024	7:24	50.8		51.6	48.1
16/10/2024	7:29	48.6		50.3	47.4
16/10/2024	7:34	50.5	58.9	53.2	48.3
16/10/2024	7:39	66.0		71.4	48.3
16/10/2024	7:44	50.4		52.2	48.4
16/10/2024	7:49	51.7		54.0	48.9
16/10/2024	7:54	48.6		49.4	47.7
16/10/2024	7:59	53.9		57.5	49.4
16/10/2024	8:04	50.9	50.6	52.4	48.7
16/10/2024	8:09	50.6		51.9	48.9
16/10/2024	8:14	50.3		52.1	48.3
16/10/2024	8:19	50.0		51.7	47.7
16/10/2024	8:24	50.1		51.8	48.8
16/10/2024	8:29	51.3		53.0	49.0
16/10/2024	8:34	49.6	50.1	50.6	48.3
16/10/2024	8:39	50.0		51.0	48.9
16/10/2024	8:44	51.0		52.1	49.2
16/10/2024	8:49	50.1		51.8	48.0
16/10/2024	8:54	49.8		51.0	48.5
16/10/2024	8:59	50.2		51.1	48.8
16/10/2024	9:04	51.7	57.9	53.2	48.9
16/10/2024	9:09	64.3		70.0	48.5
16/10/2024	9:14	56.9		61.9	48.3
16/10/2024	9:19	50.1		51.2	47.9
16/10/2024	9:24	50.1		51.1	48.4
16/10/2024	9:29	52.4		52.7	48.5
16/10/2024	9:34	53.1	50.2	56.6	48.5
16/10/2024	9:39	48.7		49.7	47.7
16/10/2024	9:44	49.1		50.1	48.0
16/10/2024	9:49	50.1		52.0	48.0
16/10/2024	9:54	48.4		50.9	47.0
16/10/2024	9:59	49.7		51.1	46.6
16/10/2024	10:04	48.4	58.2	49.5	46.5
16/10/2024	10:09	64.3		67.4	48.6
16/10/2024	10:14	56.6		62.5	47.4
16/10/2024	10:19	56.0		60.6	48.1
16/10/2024	10:24	50.5		52.0	46.7
16/10/2024	10:29	53.7		57.6	48.0
16/10/2024	10:34	50.7	51.7	52.9	47.7
16/10/2024	10:39	51.0		52.9	48.2
16/10/2024	10:44	50.7		52.6	48.3
16/10/2024	10:49	54.6		58.1	49.7
16/10/2024	10:54	52.0		53.9	49.2
16/10/2024	10:59	49.1		50.0	47.5
16/10/2024	11:04	48.4	48.9	48.9	46.9
16/10/2024	11:09	49.7		51.0	47.9
16/10/2024	11:14	49.1		50.5	47.7
16/10/2024	11:19	48.7		49.7	47.8
16/10/2024	11:24	48.5		49.4	47.5
16/10/2024	11:29	48.6		49.5	47.6
16/10/2024	11:34	48.4	50.6	49.2	47.5
16/10/2024	11:39	48.4		49.4	47.4
16/10/2024	11:44	49.4		50.8	47.8
16/10/2024	11:49	48.9		49.9	47.5
16/10/2024	11:54	54.5		58.2	48.8
16/10/2024	11:59	50.4		51.6	47.9
		Mean	52.7		
		Maximum	58.9		
		Minimum	48.9		

Summary of Noise Monitoring Results during 07:00 - 19:00 at CM19	
	Leq (30mins)
Mean	48.4
Maximum	62.9
Minimum	40.4

Station: CM19

Date	Start Time	Leq (5mins)	Leq (30mins)	L10 (5mins)	L90 (5mins)
2/10/2024	19:04	48.6	48.6	50.2	47.1
2/10/2024	19:09	47.5		49.0	46.2
2/10/2024	19:14	48.2		49.6	46.5
2/10/2024	19:19	49.1		51.9	46.9
2/10/2024	19:24	49.3		50.6	47.6
2/10/2024	19:29	48.9		50.0	47.6
2/10/2024	19:34	49.6	49.4	51.0	48.3
2/10/2024	19:39	49.6		50.9	48.1
2/10/2024	19:44	49.3		50.4	48.3
2/10/2024	19:49	49.0		49.6	48.1
2/10/2024	19:54	49.5		50.4	48.5
2/10/2024	19:59	49.3		50.4	48.5
2/10/2024	20:04	50.5	50.3	52.6	48.5
2/10/2024	20:09	49.7		50.6	48.6
2/10/2024	20:14	49.7		50.9	48.5
2/10/2024	20:19	52.2		54.8	48.2
2/10/2024	20:24	49.5		51.3	47.5
2/10/2024	20:29	49.5		51.8	47.3
2/10/2024	20:34	47.9	49.1	48.7	47.0
2/10/2024	20:39	48.9		50.0	47.8
2/10/2024	20:44	50.2		52.1	48.3
2/10/2024	20:49	49.2		50.3	48.1
2/10/2024	20:54	48.7		49.3	47.1
2/10/2024	20:59	49.1		50.8	47.5
2/10/2024	21:04	48.5	48.2	50.0	47.2
2/10/2024	21:09	48.0		48.7	46.7
2/10/2024	21:14	48.3		49.8	46.7
2/10/2024	21:19	47.3		48.3	46.4
2/10/2024	21:24	48.1		49.0	46.5
2/10/2024	21:29	48.9		50.3	47.4
2/10/2024	21:34	49.5	50.0	50.8	47.9
2/10/2024	21:39	50.3		52.5	48.1
2/10/2024	21:44	50.9		52.1	48.2
2/10/2024	21:49	50.6		52.1	48.9
2/10/2024	21:54	49.9		51.2	47.7
2/10/2024	21:59	48.6		49.9	47.6
2/10/2024	22:04	48.6	50.1	49.4	47.5
2/10/2024	22:09	51.6		51.9	48.5
2/10/2024	22:14	50.5		52.1	47.9
2/10/2024	22:19	48.7		51.1	46.3
2/10/2024	22:24	50.8		51.2	45.7
2/10/2024	22:29	49.4		51.2	47.3
2/10/2024	22:34	48.1	49.5	49.9	46.3
2/10/2024	22:39	49.1		50.3	47.2
2/10/2024	22:44	48.8		50.6	47.2
2/10/2024	22:49	49.3		50.4	47.6
2/10/2024	22:54	49.1		50.9	47.1
2/10/2024	22:59	51.5		52.8	49.1
		Mean	49.4		
		Maximum	50.3		
		Minimum	48.2		

Date	Start Time	Leq (5mins)	Leq (30mins)	L10 (5mins)	L90 (5mins)
3/10/2024	19:04	47.5	47.7	47.8	45.0
3/10/2024	19:09	46.2		48.2	44.5
3/10/2024	19:14	47.7		48.8	44.6
3/10/2024	19:19	47.1		49.5	45.1
3/10/2024	19:24	50.1		51.5	47.6
3/10/2024	19:29	46.2		47.1	45.0
3/10/2024	19:34	45.9	46.4	46.6	45.1
3/10/2024	19:39	45.2		45.6	44.5
3/10/2024	19:44	46.0		46.9	44.8
3/10/2024	19:49	48.4		51.8	44.9
3/10/2024	19:54	46.0		47.0	44.7
3/10/2024	19:59	45.9		47.3	44.5
3/10/2024	20:04	46.7	45.4	49.0	44.2
3/10/2024	20:09	45.1		45.7	44.0
3/10/2024	20:14	45.8		47.4	44.2
3/10/2024	20:19	45.1		46.9	43.6
3/10/2024	20:24	44.6		45.3	43.6
3/10/2024	20:29	44.8		45.8	43.7
3/10/2024	20:34	45.6	45.7	46.9	44.4
3/10/2024	20:39	46.2		46.6	44.3
3/10/2024	20:44	46.1		47.8	44.2
3/10/2024	20:49	46.4		48.7	44.3
3/10/2024	20:54	44.8		45.4	43.8
3/10/2024	20:59	45.1		45.8	44.2
3/10/2024	21:04	44.4	44.6	45.3	43.5
3/10/2024	21:09	44.5		45.2	43.4
3/10/2024	21:14	44.4		45.1	43.4
3/10/2024	21:19	44.7		44.8	43.4
3/10/2024	21:24	44.4		44.9	43.7
3/10/2024	21:29	45.0		45.7	43.9
3/10/2024	21:34	45.0	45.2	45.9	43.7
3/10/2024	21:39	45.1		46.2	43.8
3/10/2024	21:44	44.7		45.3	44.0
3/10/2024	21:49	45.9		47.8	44.5
3/10/2024	21:54	45.1		46.2	44.1
3/10/2024	21:59	45.4		46.0	44.3
3/10/2024	22:04	45.3	44.7	45.9	44.5
3/10/2024	22:09	44.7		45.3	44.2
3/10/2024	22:14	44.3		44.8	43.7
3/10/2024	22:19	44.8		45.8	43.8
3/10/2024	22:24	44.3		44.9	43.7
3/10/2024	22:29	44.5		45.1	43.7
3/10/2024	22:34	45.4	44.8	46.1	44.4
3/10/2024	22:39	44.5		45.1	43.8
3/10/2024	22:44	44.6		45.3	43.7
3/10/2024	22:49	44.3		45.0	43.7
3/10/2024	22:54	44.6		45.5	43.7
3/10/2024	22:59	45.3		46.9	43.7
		Mean	45.6		
		Maximum	47.7		
		Minimum	44.6		

Station: CM19

Date	Start Time	Leq (5mins)	Leq (30mins)	L10 (5mins)	L90 (5mins)
4/10/2024	19:04	45.4		46.1	44.6
4/10/2024	19:09	45.8		47.3	44.4
4/10/2024	19:14	45.8	46.5	47.8	44.3
4/10/2024	19:19	44.9		45.3	44.4
4/10/2024	19:24	46.0		47.2	44.6
4/10/2024	19:29	49.5		52.1	46.2
4/10/2024	19:34	47.2		48.9	45.1
4/10/2024	19:39	45.1		45.8	44.2
4/10/2024	19:44	44.7	45.6	45.2	44.1
4/10/2024	19:49	44.4		44.7	44.0
4/10/2024	19:54	44.3		45.0	43.5
4/10/2024	19:59	47.0		49.3	44.2
4/10/2024	20:04	47.2		50.7	44.1
4/10/2024	20:09	45.9		47.3	44.7
4/10/2024	20:14	45.5	45.7	46.5	44.4
4/10/2024	20:19	45.8		46.9	44.7
4/10/2024	20:24	44.9		45.6	44.3
4/10/2024	20:29	44.3		44.7	43.9
4/10/2024	20:34	44.7		45.9	43.7
4/10/2024	20:39	45.7		47.2	43.6
4/10/2024	20:44	46.3	45.0	48.4	43.8
4/10/2024	20:49	45.1		46.8	43.8
4/10/2024	20:54	43.5		43.8	43.2
4/10/2024	20:59	44.4		44.9	43.7
4/10/2024	21:04	45.1		46.9	43.4
4/10/2024	21:09	44.9		45.9	43.9
4/10/2024	21:14	43.9	44.4	44.2	43.5
4/10/2024	21:19	44.6		45.7	43.7
4/10/2024	21:24	43.9		44.2	43.4
4/10/2024	21:29	43.5		44.1	43.0
4/10/2024	21:34	43.6		44.2	43.2
4/10/2024	21:39	44.4		46.0	43.3
4/10/2024	21:44	49.5	45.7	53.5	43.5
4/10/2024	21:49	44.7		45.9	43.7
4/10/2024	21:54	43.4		43.7	43.0
4/10/2024	21:59	45.3		47.1	43.4
4/10/2024	22:04	44.1		45.1	43.0
4/10/2024	22:09	43.9		44.8	43.3
4/10/2024	22:14	43.9	44.1	44.4	43.2
4/10/2024	22:19	44.1		44.7	43.6
4/10/2024	22:24	44.4		45.3	43.7
4/10/2024	22:29	44.0		44.8	43.1
4/10/2024	22:34	43.9		44.9	43.0
4/10/2024	22:39	43.9		44.2	43.3
4/10/2024	22:44	43.7	43.6	44.2	43.1
4/10/2024	22:49	43.2		43.6	42.8
4/10/2024	22:54	43.2		43.5	42.8
4/10/2024	22:59	43.4		43.8	43.0
		Mean	45.1		
		Maximum	46.5		
		Minimum	43.6		

Date	Start Time	Leq (5mins)	Leq (30mins)	L10 (5mins)	L90 (5mins)
5/10/2024	19:04	42.0		42.8	41.2
5/10/2024	19:09	45.7		47.5	41.0
5/10/2024	19:14	42.7	44.7	44.3	41.3
5/10/2024	19:19	46.1		49.3	41.3
5/10/2024	19:24	45.6		48.5	41.1
5/10/2024	19:29	44.4		47.0	40.9
5/10/2024	19:34	44.9		48.3	41.6
5/10/2024	19:39	45.1		48.1	40.8
5/10/2024	19:44	43.7	45.5	46.9	41.2
5/10/2024	19:49	48.0		51.5	41.2
5/10/2024	19:54	44.2		47.6	41.0
5/10/2024	19:59	45.9		47.4	43.5
5/10/2024	20:04	50.2		56.0	43.6
5/10/2024	20:09	50.1		53.2	44.1
5/10/2024	20:14	48.7	49.0	51.2	44.3
5/10/2024	20:19	48.3		50.1	43.7
5/10/2024	20:24	50.4		52.1	43.3
5/10/2024	20:29	43.6		45.4	42.2
5/10/2024	20:34	48.1		50.8	42.8
5/10/2024	20:39	43.4		44.5	42.2
5/10/2024	20:44	44.3	45.9	45.4	42.7
5/10/2024	20:49	44.8		45.9	43.0
5/10/2024	20:54	46.0		48.3	43.7
5/10/2024	20:59	47.2		49.7	42.5
5/10/2024	21:04	44.9		47.4	41.6
5/10/2024	21:09	43.8		46.0	42.0
5/10/2024	21:14	43.7	45.0	45.3	42.2
5/10/2024	21:19	42.7		43.7	41.4
5/10/2024	21:24	43.5		44.5	42.4
5/10/2024	21:29	48.5		53.0	42.3
5/10/2024	21:34	43.8		45.0	41.9
5/10/2024	21:39	43.6		44.6	42.2
5/10/2024	21:44	43.2	45.1	43.9	41.8
5/10/2024	21:49	44.6		45.1	42.0
5/10/2024	21:54	44.0		45.1	43.1
5/10/2024	21:59	48.5		51.7	43.8
5/10/2024	22:04	51.1		53.9	46.5
5/10/2024	22:09	47.6		49.9	45.0
5/10/2024	22:14	44.7	47.2	46.2	43.2
5/10/2024	22:19	44.1		45.6	42.2
5/10/2024	22:24	43.7		44.8	42.3
5/10/2024	22:29	47.0		48.9	44.0
5/10/2024	22:34	47.5		50.2	43.6
5/10/2024	22:39	45.9		48.8	43.4
5/10/2024	22:44	44.6	45.3	46.0	43.3
5/10/2024	22:49	44.8		46.0	43.2
5/10/2024	22:54	43.5		44.3	42.6
5/10/2024	22:59	44.2		45.0	43.4
		Mean	46.0		
		Maximum	49.0		
		Minimum	44.7		

Station: CM19

Date	Start Time	Leq (5mins)	Leq (30mins)	L10 (5mins)	L90 (5mins)
6/10/2024	19:04	50.4		51.4	49.4
6/10/2024	19:09	50.9		51.8	49.7
6/10/2024	19:14	52.1		53.9	49.8
6/10/2024	19:19	51.6	53.2	52.9	49.7
6/10/2024	19:24	57.1		60.8	49.0
6/10/2024	19:29	52.9		55.9	49.3
6/10/2024	19:34	55.3		57.5	50.3
6/10/2024	19:39	50.3		51.5	49.2
6/10/2024	19:44	49.9		50.8	48.6
6/10/2024	19:49	56.3	54.8	60.9	49.7
6/10/2024	19:54	58.4		59.0	51.3
6/10/2024	19:59	52.3		53.7	50.3
6/10/2024	20:04	53.1		54.6	51.0
6/10/2024	20:09	52.2		53.9	50.0
6/10/2024	20:14	51.6		52.9	50.3
6/10/2024	20:19	51.9	52.1	53.3	50.2
6/10/2024	20:24	52.4		55.2	49.9
6/10/2024	20:29	51.1		52.2	49.7
6/10/2024	20:34	50.9		52.4	49.8
6/10/2024	20:39	52.5		54.4	50.0
6/10/2024	20:44	50.3		51.7	48.8
6/10/2024	20:49	51.3	51.9	52.5	50.1
6/10/2024	20:54	52.2		53.8	50.5
6/10/2024	20:59	53.6		53.7	50.0
6/10/2024	21:04	51.5		52.8	50.1
6/10/2024	21:09	51.1		52.1	49.8
6/10/2024	21:14	59.2		64.3	49.6
6/10/2024	21:19	51.9	54.4	53.8	49.7
6/10/2024	21:24	51.4		52.8	49.3
6/10/2024	21:29	53.8		54.6	49.6
6/10/2024	21:34	52.7		54.7	50.7
6/10/2024	21:39	50.4		51.1	49.6
6/10/2024	21:44	52.6		53.2	49.9
6/10/2024	21:49	53.0	64.5	53.8	50.2
6/10/2024	21:54	52.3		53.9	50.5
6/10/2024	21:59	72.1		74.9	58.7
6/10/2024	22:04	64.8		65.7	59.5
6/10/2024	22:09	63.2		66.8	54.1
6/10/2024	22:14	60.8		64.4	51.2
6/10/2024	22:19	53.7	60.6	55.8	50.8
6/10/2024	22:24	52.3		54.3	50.7
6/10/2024	22:29	51.5		53.9	49.3
6/10/2024	22:34	52.2		54.2	49.3
6/10/2024	22:39	51.9		54.2	49.7
6/10/2024	22:44	50.9	51.4	52.3	49.1
6/10/2024	22:49	52.0		53.7	49.6
6/10/2024	22:54	51.1		53.3	48.4
6/10/2024	22:59	49.7		51.8	47.6
		Mean	55.4		
		Maximum	64.5		
		Minimum	51.4		

Date	Start Time	Leq (5mins)	Leq (30mins)	L10 (5mins)	L90 (5mins)
7/10/2024	19:04	49.2		50.1	47.9
7/10/2024	19:09	49.9		51.9	47.5
7/10/2024	19:14	49.6		51.6	48.1
7/10/2024	19:19	49.7	49.6	51.4	48.0
7/10/2024	19:24	49.2		50.7	47.8
7/10/2024	19:29	50.0		51.1	48.3
7/10/2024	19:34	50.2		51.6	48.6
7/10/2024	19:39	49.0		49.9	47.9
7/10/2024	19:44	49.8		50.9	48.4
7/10/2024	19:49	49.3	49.6	50.8	47.7
7/10/2024	19:54	48.8		50.1	47.4
7/10/2024	19:59	50.1		52.0	48.3
7/10/2024	20:04	48.6		49.5	47.7
7/10/2024	20:09	50.8		54.0	47.4
7/10/2024	20:14	50.2		51.2	48.7
7/10/2024	20:19	49.2	49.4	51.2	47.2
7/10/2024	20:24	48.9		50.9	46.7
7/10/2024	20:29	48.3		49.4	46.7
7/10/2024	20:34	50.7		53.5	47.3
7/10/2024	20:39	48.3		49.0	47.0
7/10/2024	20:44	49.2		51.4	47.2
7/10/2024	20:49	48.9	49.3	50.1	47.4
7/10/2024	20:54	48.7		49.8	47.7
7/10/2024	20:59	49.3		50.1	48.4
7/10/2024	21:04	57.4		60.0	48.0
7/10/2024	21:09	49.3		51.0	47.0
7/10/2024	21:14	48.7		50.3	47.3
7/10/2024	21:19	48.6	51.9	49.9	47.2
7/10/2024	21:24	48.8		50.3	47.1
7/10/2024	21:29	49.0		49.6	48.1
7/10/2024	21:34	56.8		61.2	48.5
7/10/2024	21:39	57.4		62.9	48.0
7/10/2024	21:44	48.0		48.7	47.3
7/10/2024	21:49	47.9	53.4	48.5	47.3
7/10/2024	21:54	49.3		50.8	47.5
7/10/2024	21:59	48.7		49.4	48.0
7/10/2024	22:04	48.9		49.7	48.1
7/10/2024	22:09	48.7		49.4	48.0
7/10/2024	22:14	48.4		49.6	47.2
7/10/2024	22:19	49.3	49.3	50.9	47.8
7/10/2024	22:24	49.6		51.3	48.0
7/10/2024	22:29	50.5		52.9	47.3
7/10/2024	22:34	51.5		53.2	48.4
7/10/2024	22:39	50.6		52.7	47.3
7/10/2024	22:44	50.0	50.9	52.8	47.1
7/10/2024	22:49	50.7		53.4	47.4
7/10/2024	22:54	51.6		53.9	48.5
7/10/2024	22:59	50.5		53.5	47.4
		Mean	50.4		
		Maximum	53.4		
		Minimum	49.3		

Station: CM19

Date	Start Time	Leq (5mins)	Leq (30mins)	L10 (5mins)	L90 (5mins)
8/10/2024	19:04	53.0		57.4	47.8
8/10/2024	19:09	52.2		53.8	48.1
8/10/2024	19:14	48.1	51.1	48.8	47.6
8/10/2024	19:19	53.3		55.9	47.8
8/10/2024	19:24	48.1		48.6	47.5
8/10/2024	19:29	47.8		48.2	47.4
8/10/2024	19:34	48.2		48.8	47.7
8/10/2024	19:39	48.4		49.3	47.7
8/10/2024	19:44	52.1	49.5	55.8	48.0
8/10/2024	19:49	48.4		49.1	47.7
8/10/2024	19:54	48.9		49.4	48.2
8/10/2024	19:59	49.3		49.9	48.5
8/10/2024	20:04	49.4		50.7	48.4
8/10/2024	20:09	48.3		48.8	47.5
8/10/2024	20:14	48.9	48.8	50.1	47.4
8/10/2024	20:19	48.8		49.7	47.9
8/10/2024	20:24	48.7		49.2	48.2
8/10/2024	20:29	48.8		49.7	47.8
8/10/2024	20:34	51.4		54.5	47.5
8/10/2024	20:39	48.9		49.9	48.0
8/10/2024	20:44	48.8	49.2	49.3	48.2
8/10/2024	20:49	48.6		49.2	47.9
8/10/2024	20:54	47.9		48.3	47.5
8/10/2024	20:59	48.4		49.1	47.7
8/10/2024	21:04	48.0		48.6	47.2
8/10/2024	21:09	47.9		48.1	47.5
8/10/2024	21:14	48.3	48.2	49.2	47.8
8/10/2024	21:19	48.2		48.6	47.6
8/10/2024	21:24	49.0		50.9	47.7
8/10/2024	21:29	47.8		48.2	47.4
8/10/2024	21:34	48.6		49.8	47.8
8/10/2024	21:39	48.5		49.2	48.0
8/10/2024	21:44	48.1	49.1	48.5	47.8
8/10/2024	21:49	51.3		53.8	48.0
8/10/2024	21:54	48.4		49.0	47.7
8/10/2024	21:59	48.6		49.5	47.8
8/10/2024	22:04	48.0		48.7	47.5
8/10/2024	22:09	49.2		50.5	47.7
8/10/2024	22:14	56.0	52.4	59.0	48.4
8/10/2024	22:19	55.4		59.7	48.5
8/10/2024	22:24	49.2		50.2	47.9
8/10/2024	22:29	49.0		50.1	48.0
8/10/2024	22:34	48.4		48.7	48.0
8/10/2024	22:39	48.3		49.0	47.6
8/10/2024	22:44	48.0	48.3	48.5	47.6
8/10/2024	22:49	48.4		48.9	47.9
8/10/2024	22:54	48.6		50.2	47.6
8/10/2024	22:59	48.1		48.4	47.7
		Mean	49.6		
		Maximum	52.4		
		Minimum	48.2		

Date	Start Time	Leq (5mins)	Leq (30mins)	L10 (5mins)	L90 (5mins)
9/10/2024	19:04	42.3		42.5	41.3
9/10/2024	19:09	42.4		43.1	41.7
9/10/2024	19:14	41.9	42.4	42.5	41.2
9/10/2024	19:19	42.5		43.5	41.4
9/10/2024	19:24	42.7		43.2	42.2
9/10/2024	19:29	42.8		43.1	42.0
9/10/2024	19:34	42.2		42.7	41.6
9/10/2024	19:39	42.7		43.5	41.7
9/10/2024	19:44	42.4	43.1	42.7	42.0
9/10/2024	19:49	43.5		44.5	42.4
9/10/2024	19:54	44.1		45.1	43.1
9/10/2024	19:59	43.2		43.9	42.3
9/10/2024	20:04	42.1		42.9	41.5
9/10/2024	20:09	41.7		42.4	41.0
9/10/2024	20:14	42.5	42.9	43.6	41.7
9/10/2024	20:19	43.9		46.2	41.8
9/10/2024	20:24	43.2		44.4	41.7
9/10/2024	20:29	43.7		44.6	42.8
9/10/2024	20:34	43.0		43.5	42.6
9/10/2024	20:39	44.1		45.2	42.9
9/10/2024	20:44	43.3	43.8	44.1	42.5
9/10/2024	20:49	43.5		43.9	42.9
9/10/2024	20:54	44.1		45.8	42.6
9/10/2024	20:59	44.4		46.5	42.0
9/10/2024	21:04	45.2		46.7	42.4
9/10/2024	21:09	45.2		48.2	42.7
9/10/2024	21:14	42.7	43.6	43.0	42.1
9/10/2024	21:19	42.8		43.7	42.0
9/10/2024	21:24	43.1		44.7	41.1
9/10/2024	21:29	41.1		41.7	40.6
9/10/2024	21:34	42.5		43.5	41.4
9/10/2024	21:39	43.2		43.7	42.3
9/10/2024	21:44	43.6	43.1	44.1	42.9
9/10/2024	21:49	43.4		44.0	42.8
9/10/2024	21:54	43.5		44.2	42.9
9/10/2024	21:59	42.2		42.5	41.8
9/10/2024	22:04	44.4		46.4	42.1
9/10/2024	22:09	45.1		47.2	42.1
9/10/2024	22:14	43.5	44.0	45.8	42.0
9/10/2024	22:19	43.8		46.0	42.0
9/10/2024	22:24	44.1		46.0	42.7
9/10/2024	22:29	43.1		43.7	42.2
9/10/2024	22:34	42.9		43.9	42.0
9/10/2024	22:39	44.3		47.5	42.1
9/10/2024	22:44	44.9	44.4	48.5	41.5
9/10/2024	22:49	42.0		43.1	41.4
9/10/2024	22:54	47.0		50.1	41.7
9/10/2024	22:59	43.4		46.0	41.0
		Mean	43.4		
		Maximum	44.4		
		Minimum	42.4		

Station: CM19

Date	Start Time	Leq (5mins)	Leq (30mins)	L10 (5mins)	L90 (5mins)
10/10/2024	19:04	48.4	46.7	51.7	44.3
10/10/2024	19:09	46.1		49.3	42.5
10/10/2024	19:14	48.6		51.4	42.8
10/10/2024	19:19	47.1		50.4	41.8
10/10/2024	19:24	43.4		46.2	41.6
10/10/2024	19:29	44.0		45.1	42.9
10/10/2024	19:34	46.9	46.1	50.0	42.2
10/10/2024	19:39	47.7		51.2	43.0
10/10/2024	19:44	44.2		46.3	42.4
10/10/2024	19:49	44.7		47.0	42.6
10/10/2024	19:54	43.5		44.3	42.5
10/10/2024	19:59	47.6		51.1	42.5
10/10/2024	20:04	48.8	50.2	50.9	43.8
10/10/2024	20:09	48.0		50.2	43.9
10/10/2024	20:14	47.6		50.1	44.4
10/10/2024	20:19	48.5		50.4	45.7
10/10/2024	20:24	51.4		54.8	45.9
10/10/2024	20:29	53.6		59.2	44.5
10/10/2024	20:34	48.0	48.0	51.5	44.6
10/10/2024	20:39	51.5		53.1	45.0
10/10/2024	20:44	47.9		50.3	44.8
10/10/2024	20:49	46.6		48.6	44.9
10/10/2024	20:54	45.5		46.7	44.1
10/10/2024	20:59	44.6		45.2	43.8
10/10/2024	21:04	46.7	46.6	46.8	44.1
10/10/2024	21:09	47.8		50.9	44.2
10/10/2024	21:14	45.9		46.7	43.5
10/10/2024	21:19	47.1		48.6	44.1
10/10/2024	21:24	45.5		47.8	43.2
10/10/2024	21:29	46.5		51.0	43.6
10/10/2024	21:34	45.7	47.0	46.6	44.5
10/10/2024	21:39	47.5		50.5	44.0
10/10/2024	21:44	46.9		49.2	44.3
10/10/2024	21:49	47.2		49.7	44.3
10/10/2024	21:54	46.9		49.1	45.2
10/10/2024	21:59	47.7		50.2	44.5
10/10/2024	22:04	45.8	47.3	47.0	44.4
10/10/2024	22:09	47.8		50.6	44.4
10/10/2024	22:14	47.8		50.4	44.7
10/10/2024	22:19	45.5		46.9	43.9
10/10/2024	22:24	46.7		48.8	44.4
10/10/2024	22:29	49.1		51.9	44.5
10/10/2024	22:34	47.0	47.1	49.9	44.5
10/10/2024	22:39	47.8		50.3	44.8
10/10/2024	22:44	47.7		51.7	44.5
10/10/2024	22:49	46.6		48.6	44.9
10/10/2024	22:54	46.4		48.4	44.4
10/10/2024	22:59	46.8		48.2	44.9
		Mean	47.4		
		Maximum	50.2		
		Minimum	46.1		

Date	Start Time	Leq (5mins)	Leq (30mins)	L10 (5mins)	L90 (5mins)
11/10/2024	19:04	47.7	48.2	48.6	46.5
11/10/2024	19:09	48.5		49.6	46.7
11/10/2024	19:14	48.6		50.7	46.9
11/10/2024	19:19	47.4		48.9	45.4
11/10/2024	19:24	48.7		50.5	47.0
11/10/2024	19:29	48.1		49.4	46.8
11/10/2024	19:34	47.3	47.2	48.2	46.3
11/10/2024	19:39	47.2		48.1	46.2
11/10/2024	19:44	47.2		47.8	46.6
11/10/2024	19:49	47.5		48.2	46.6
11/10/2024	19:54	47.1		48.3	45.7
11/10/2024	19:59	46.8		47.4	45.8
11/10/2024	20:04	46.1	47.4	46.4	45.4
11/10/2024	20:09	46.2		46.9	45.4
11/10/2024	20:14	47.9		49.2	46.3
11/10/2024	20:19	47.4		49.6	44.8
11/10/2024	20:24	49.2		51.9	45.5
11/10/2024	20:29	46.9		49.0	45.0
11/10/2024	20:34	45.9	51.2	46.5	45.3
11/10/2024	20:39	47.4		48.6	46.3
11/10/2024	20:44	57.6		59.5	48.8
11/10/2024	20:49	47.0		48.8	45.1
11/10/2024	20:54	46.5		48.1	44.5
11/10/2024	20:59	45.5		46.3	44.6
11/10/2024	21:04	46.2	50.6	47.2	44.7
11/10/2024	21:09	45.1		45.7	44.5
11/10/2024	21:14	49.0		51.3	45.9
11/10/2024	21:19	48.0		49.9	45.3
11/10/2024	21:24	50.8		53.9	46.0
11/10/2024	21:29	55.5		59.7	46.7
11/10/2024	21:34	48.1	49.1	49.9	45.2
11/10/2024	21:39	49.3		50.3	45.4
11/10/2024	21:44	47.0		49.3	45.0
11/10/2024	21:49	50.0		51.0	45.9
11/10/2024	21:54	49.8		50.6	49.1
11/10/2024	21:59	49.7		50.9	48.9
11/10/2024	22:04	48.5	48.8	49.1	48.0
11/10/2024	22:09	48.4		48.8	48.0
11/10/2024	22:14	48.2		48.6	47.7
11/10/2024	22:19	49.0		49.7	48.2
11/10/2024	22:24	50.1		50.8	48.5
11/10/2024	22:29	48.1		48.9	47.5
11/10/2024	22:34	47.8	50.2	48.2	47.4
11/10/2024	22:39	47.9		48.4	47.6
11/10/2024	22:44	48.0		48.7	47.5
11/10/2024	22:49	48.3		49.4	47.6
11/10/2024	22:54	49.8		51.7	47.7
11/10/2024	22:59	54.5		56.9	48.0
		Mean	49.1		
		Maximum	51.2		
		Minimum	47.2		

Station: CM19

Date	Start Time	Leq (5mins)	Leq (30mins)	L10 (5mins)	L90 (5mins)
12/10/2024	19:04	52.0	48.5	52.4	43.6
12/10/2024	19:09	46.9		49.2	43.3
12/10/2024	19:14	47.6		49.4	44.3
12/10/2024	19:19	47.2		49.8	43.5
12/10/2024	19:24	47.1		50.3	43.3
12/10/2024	19:29	47.8		50.4	44.0
12/10/2024	19:34	47.6	47.2	50.6	43.3
12/10/2024	19:39	48.2		51.1	43.2
12/10/2024	19:44	48.6		51.0	44.5
12/10/2024	19:49	47.1		49.5	44.3
12/10/2024	19:54	45.0		46.3	43.7
12/10/2024	19:59	45.1		46.7	43.6
12/10/2024	20:04	44.7	45.0	45.9	43.5
12/10/2024	20:09	44.9		45.7	44.2
12/10/2024	20:14	44.5		46.3	43.2
12/10/2024	20:19	44.7		45.9	43.5
12/10/2024	20:24	45.6		46.9	44.0
12/10/2024	20:29	45.4		47.1	43.3
12/10/2024	20:34	45.4	45.2	47.3	43.7
12/10/2024	20:39	45.1		46.4	43.8
12/10/2024	20:44	45.7		46.8	44.1
12/10/2024	20:49	44.7		46.0	43.6
12/10/2024	20:54	44.3		45.3	43.3
12/10/2024	20:59	45.7		48.2	43.7
12/10/2024	21:04	47.3	45.8	49.6	44.2
12/10/2024	21:09	47.0		48.9	45.3
12/10/2024	21:14	45.9		47.5	44.3
12/10/2024	21:19	45.4		46.7	44.0
12/10/2024	21:24	44.2		44.8	43.7
12/10/2024	21:29	44.2		45.1	43.3
12/10/2024	21:34	44.0	47.1	44.7	43.2
12/10/2024	21:39	48.2		51.4	44.2
12/10/2024	21:44	49.3		51.9	45.1
12/10/2024	21:49	47.2		49.4	44.3
12/10/2024	21:54	46.3		48.6	43.9
12/10/2024	21:59	45.8		47.4	44.1
12/10/2024	22:04	45.1	47.7	46.3	43.8
12/10/2024	22:09	47.5		49.7	44.9
12/10/2024	22:14	47.0		48.6	45.2
12/10/2024	22:19	50.0		52.5	46.0
12/10/2024	22:24	47.4		49.7	45.1
12/10/2024	22:29	47.5		49.1	45.5
12/10/2024	22:34	47.6	47.5	49.7	45.0
12/10/2024	22:39	47.8		50.2	45.4
12/10/2024	22:44	48.3		50.6	45.1
12/10/2024	22:49	46.2		47.4	44.5
12/10/2024	22:54	46.9		48.0	45.1
12/10/2024	22:59	47.9		49.5	45.6
		Mean	46.7		
		Maximum	48.5		
		Minimum	45.0		

Date	Start Time	Leq (5mins)	Leq (30mins)	L10 (5mins)	L90 (5mins)
13/10/2024	19:04	42.4	42.8	42.9	41.6
13/10/2024	19:09	43.8		46.8	41.9
13/10/2024	19:14	42.6		43.7	41.8
13/10/2024	19:19	42.6		42.9	41.8
13/10/2024	19:24	42.3		42.7	41.8
13/10/2024	19:29	43.2		46.6	41.5
13/10/2024	19:34	42.0	42.5	43.3	41.3
13/10/2024	19:39	42.2		42.7	41.6
13/10/2024	19:44	42.4		42.8	41.9
13/10/2024	19:49	43.7		45.0	42.4
13/10/2024	19:54	42.3		42.7	41.7
13/10/2024	19:59	42.1		42.6	41.6
13/10/2024	20:04	42.1	42.1	42.6	41.6
13/10/2024	20:09	41.8		42.1	41.6
13/10/2024	20:14	42.1		42.8	41.5
13/10/2024	20:19	43.0		45.1	41.6
13/10/2024	20:24	41.9		42.2	41.6
13/10/2024	20:29	41.8		42.1	41.5
13/10/2024	20:34	42.2	42.9	42.6	41.9
13/10/2024	20:39	42.3		42.5	41.9
13/10/2024	20:44	42.8		43.6	42.1
13/10/2024	20:49	44.1		46.9	41.9
13/10/2024	20:54	43.0		44.1	42.1
13/10/2024	20:59	42.6		43.1	42.1
13/10/2024	21:04	42.7	42.3	43.7	42.0
13/10/2024	21:09	42.6		42.8	42.2
13/10/2024	21:14	42.4		42.7	42.1
13/10/2024	21:19	42.0		42.3	41.8
13/10/2024	21:24	41.8		41.9	41.6
13/10/2024	21:29	42.5		43.3	41.8
13/10/2024	21:34	42.5	42.4	42.8	42.0
13/10/2024	21:39	42.3		42.9	41.8
13/10/2024	21:44	42.4		42.7	41.9
13/10/2024	21:49	42.2		42.6	41.8
13/10/2024	21:54	42.6		43.0	42.2
13/10/2024	21:59	42.4		42.7	42.2
13/10/2024	22:04	42.2	43.2	42.3	42.0
13/10/2024	22:09	42.7		43.2	42.1
13/10/2024	22:14	45.9		48.9	42.2
13/10/2024	22:19	42.0		42.3	41.7
13/10/2024	22:24	42.3		42.7	41.9
13/10/2024	22:29	42.9		43.4	42.5
13/10/2024	22:34	42.3	43.0	42.6	42.0
13/10/2024	22:39	42.6		43.3	42.0
13/10/2024	22:44	42.6		43.1	42.2
13/10/2024	22:49	42.8		43.5	42.1
13/10/2024	22:54	42.1		42.4	41.8
13/10/2024	22:59	45.1		47.8	41.9
		Mean	42.7		
		Maximum	43.2		
		Minimum	42.1		

Station: CM19

Date	Start Time	Leq (5mins)	Leq (30mins)	L10 (5mins)	L90 (5mins)
14/10/2024	19:04	46.6	47.2	48.1	44.3
14/10/2024	19:09	46.2		47.6	44.5
14/10/2024	19:14	48.0		49.7	45.9
14/10/2024	19:19	47.5		49.8	45.2
14/10/2024	19:24	46.1		48.0	44.0
14/10/2024	19:29	48.2		49.9	45.2
14/10/2024	19:34	46.4	50.3	48.1	43.7
14/10/2024	19:39	50.5		54.7	44.2
14/10/2024	19:44	51.0		54.2	45.6
14/10/2024	19:49	50.3		53.7	45.3
14/10/2024	19:54	50.9		53.1	45.9
14/10/2024	19:59	51.2		52.7	48.0
14/10/2024	20:04	50.6	48.5	53.3	46.3
14/10/2024	20:09	47.0		48.3	45.3
14/10/2024	20:14	47.7		49.1	44.7
14/10/2024	20:19	47.4		48.7	45.9
14/10/2024	20:24	47.8		49.2	46.2
14/10/2024	20:29	49.3		51.1	46.8
14/10/2024	20:34	47.8	49.8	49.3	46.3
14/10/2024	20:39	49.9		51.1	48.4
14/10/2024	20:44	47.9		49.9	45.6
14/10/2024	20:49	48.7		49.2	47.4
14/10/2024	20:54	48.7		50.2	47.1
14/10/2024	20:59	53.2		53.3	47.5
14/10/2024	21:04	51.5	50.1	53.8	48.1
14/10/2024	21:09	50.2		51.2	47.1
14/10/2024	21:14	50.3		52.7	47.1
14/10/2024	21:19	50.2		51.5	48.3
14/10/2024	21:24	49.3		50.4	48.0
14/10/2024	21:29	48.3		49.1	47.4
14/10/2024	21:34	48.8	50.2	49.5	48.1
14/10/2024	21:39	50.0		52.0	47.8
14/10/2024	21:44	49.6		50.4	48.8
14/10/2024	21:49	49.3		50.5	48.3
14/10/2024	21:54	50.4		51.7	48.5
14/10/2024	21:59	52.1		54.3	48.6
14/10/2024	22:04	50.5	50.8	52.4	48.4
14/10/2024	22:09	50.8		52.3	48.8
14/10/2024	22:14	49.5		50.6	48.2
14/10/2024	22:19	49.6		50.8	48.1
14/10/2024	22:24	49.2		49.9	47.4
14/10/2024	22:29	53.6		56.5	49.2
14/10/2024	22:34	49.7	50.9	51.8	48.1
14/10/2024	22:39	49.8		51.1	48.6
14/10/2024	22:44	50.6		51.9	47.4
14/10/2024	22:49	53.4		57.3	48.4
14/10/2024	22:54	51.2		52.6	49.4
14/10/2024	22:59	49.6		51.0	47.6
		Mean	49.7		
		Maximum	50.9		
		Minimum	47.2		

Date	Start Time	Leq (5mins)	Leq (30mins)	L10 (5mins)	L90 (5mins)
15/10/2024	19:04	60.4	57.2	66.8	47.9
15/10/2024	19:09	50.3		52.0	47.3
15/10/2024	19:14	62.0		67.6	49.0
15/10/2024	19:19	49.9		51.1	48.3
15/10/2024	19:24	47.6		49.1	46.6
15/10/2024	19:29	52.8		57.6	46.7
15/10/2024	19:34	53.6	50.6	57.2	48.2
15/10/2024	19:39	50.8		53.2	47.2
15/10/2024	19:44	50.3		52.9	47.2
15/10/2024	19:49	48.3		49.4	47.2
15/10/2024	19:54	48.7		49.8	47.4
15/10/2024	19:59	49.3		51.5	47.0
15/10/2024	20:04	48.7	50.1	50.0	47.3
15/10/2024	20:09	51.0		52.8	48.5
15/10/2024	20:14	50.8		51.9	48.4
15/10/2024	20:19	50.0		51.2	48.6
15/10/2024	20:24	49.6		50.6	48.8
15/10/2024	20:29	50.0		51.1	48.5
15/10/2024	20:34	50.0	50.3	51.7	48.3
15/10/2024	20:39	50.1		51.0	48.7
15/10/2024	20:44	50.8		52.3	49.0
15/10/2024	20:49	49.7		50.6	48.5
15/10/2024	20:54	51.1		52.5	48.7
15/10/2024	20:59	50.1		51.6	48.8
15/10/2024	21:04	51.1	51.2	52.3	49.8
15/10/2024	21:09	51.3		51.6	49.8
15/10/2024	21:14	49.5		50.8	48.5
15/10/2024	21:19	50.5		51.6	48.5
15/10/2024	21:24	53.0		54.7	50.8
15/10/2024	21:29	50.7		52.2	49.3
15/10/2024	21:34	50.4	58.2	51.4	49.1
15/10/2024	21:39	52.7		54.4	50.6
15/10/2024	21:44	64.9		69.3	55.3
15/10/2024	21:49	55.7		57.5	53.4
15/10/2024	21:54	50.9		52.6	46.9
15/10/2024	21:59	48.5		49.9	46.9
15/10/2024	22:04	50.2	53.8	51.3	47.7
15/10/2024	22:09	50.8		52.7	48.0
15/10/2024	22:14	57.5		59.8	53.9
15/10/2024	22:19	56.1		57.3	55.0
15/10/2024	22:24	51.1		53.5	48.5
15/10/2024	22:29	50.1		51.3	48.4
15/10/2024	22:34	55.1	51.4	57.6	49.3
15/10/2024	22:39	48.6		49.3	46.6
15/10/2024	22:44	47.8		48.9	46.6
15/10/2024	22:49	49.7		52.1	47.0
15/10/2024	22:54	50.5		52.5	48.6
15/10/2024	22:59	52.2		55.0	48.6
		Mean	52.8		
		Maximum	58.2		
		Minimum	50.1		

Summary of Noise Monitoring Results during 19:00 - 23:00 at CM19	
	Leq (30mins)
Mean	48.4
Maximum	64.5
Minimum	42.1

Station: CM19

Date	Start Time	Leq (5mins)	Leq (30mins)	L10 (5mins)	L90 (5mins)
2/10/2024	23:04	50.6	51.1	52.5	47.6
2/10/2024	23:09	49.5		51.4	47.2
2/10/2024	23:14	53.7		56.6	48.6
2/10/2024	23:19	50.1		51.8	48.0
2/10/2024	23:24	50.5		52.3	48.6
2/10/2024	23:29	51.0		52.8	48.6
2/10/2024	23:34	50.9	50.5	52.6	47.6
2/10/2024	23:39	50.8		52.9	48.4
2/10/2024	23:44	48.9		50.1	47.4
2/10/2024	23:49	50.0		51.6	48.0
2/10/2024	23:54	50.5		52.4	48.7
2/10/2024	23:59	51.3		55.9	48.2
		Mean	50.8		
		Maximum	51.1		
		Minimum	50.5		

Date	Start Time	Leq (5mins)	Leq (30mins)	L10 (5mins)	L90 (5mins)
3/10/2024	0:04	54.9	52.8	57.0	48.9
3/10/2024	0:09	48.9		49.9	47.6
3/10/2024	0:14	48.2		49.2	46.9
3/10/2024	0:19	49.1		50.1	47.9
3/10/2024	0:24	55.2		58.4	49.3
3/10/2024	0:29	54.6		56.2	51.3
3/10/2024	0:34	52.7	52.0	54.3	49.2
3/10/2024	0:39	56.2		56.7	50.0
3/10/2024	0:44	49.7		52.1	47.1
3/10/2024	0:49	49.5		51.6	47.1
3/10/2024	0:54	49.4		51.6	47.4
3/10/2024	0:59	49.3		50.5	47.7
3/10/2024	1:04	49.4	48.8	51.7	47.4
3/10/2024	1:09	48.8		50.3	47.0
3/10/2024	1:14	46.9		47.8	46.0
3/10/2024	1:19	49.3		52.6	45.9
3/10/2024	1:24	49.6		50.7	45.6
3/10/2024	1:29	48.0		49.2	46.5
3/10/2024	1:34	49.1	47.5	51.1	47.0
3/10/2024	1:39	47.5		48.6	46.3
3/10/2024	1:44	46.7		47.5	45.6
3/10/2024	1:49	47.1		47.8	46.1
3/10/2024	1:54	47.2		48.5	46.1
3/10/2024	1:59	46.6		47.6	45.6
3/10/2024	2:04	47.4	48.3	49.0	46.2
3/10/2024	2:09	51.8		52.4	45.5
3/10/2024	2:14	47.2		48.9	45.3
3/10/2024	2:19	45.3		45.9	44.2
3/10/2024	2:24	46.0		47.6	44.5
3/10/2024	2:29	48.6		51.1	44.8
3/10/2024	2:34	45.5	47.0	46.8	44.3
3/10/2024	2:39	46.4		47.9	44.2
3/10/2024	2:44	46.2		48.8	44.2
3/10/2024	2:49	49.8		50.1	44.2
3/10/2024	2:54	45.3		46.7	44.3
3/10/2024	2:59	47.0		49.4	44.5
3/10/2024	3:04	46.6	46.1	48.0	44.7
3/10/2024	3:09	46.5		48.4	45.2
3/10/2024	3:14	45.6		46.4	44.7
3/10/2024	3:19	46.1		46.8	44.5
3/10/2024	3:24	44.6		45.5	43.7
3/10/2024	3:29	46.6		48.1	44.5
3/10/2024	3:34	45.8	51.6	47.3	44.3
3/10/2024	3:39	45.4		46.4	44.4
3/10/2024	3:44	46.6		48.7	44.7
3/10/2024	3:49	52.3		55.7	44.2
3/10/2024	3:54	54.0		57.9	44.5
3/10/2024	3:59	55.1		57.4	50.5
3/10/2024	4:04	48.5	48.1	52.0	44.0
3/10/2024	4:09	44.6		45.4	43.7
3/10/2024	4:14	44.3		45.1	43.5
3/10/2024	4:19	45.3		46.9	44.0
3/10/2024	4:24	50.8		52.5	48.1
3/10/2024	4:29	50.1		52.7	45.0
3/10/2024	4:34	45.5	51.1	46.9	44.1
3/10/2024	4:39	48.6		50.2	44.1
3/10/2024	4:44	50.8		54.1	44.6
3/10/2024	4:49	51.3		54.4	45.7
3/10/2024	4:54	52.7		55.5	47.6
3/10/2024	4:59	53.5		55.6	51.5
3/10/2024	5:04	52.3	48.2	53.3	51.3
3/10/2024	5:09	46.9		48.6	44.4
3/10/2024	5:14	45.4		46.4	44.2
3/10/2024	5:19	45.0		46.4	43.9
3/10/2024	5:24	45.8		47.2	44.1
3/10/2024	5:29	48.8		52.6	45.4
3/10/2024	5:34	46.6	47.2	48.1	44.8
3/10/2024	5:39	46.4		47.5	45.2
3/10/2024	5:44	45.9		46.8	44.9
3/10/2024	5:49	46.1		47.4	44.5
3/10/2024	5:54	49.9		50.2	44.6
3/10/2024	5:59	46.8		48.6	44.6
3/10/2024	6:04	45.8	46.3	47.0	44.4
3/10/2024	6:09	45.2		46.1	44.0
3/10/2024	6:14	45.4		46.6	43.7
3/10/2024	6:19	45.0		45.9	43.8
3/10/2024	6:24	46.0		47.5	43.8
3/10/2024	6:29	48.8		51.0	45.5
3/10/2024	6:34	45.8	48.0	47.1	44.8
3/10/2024	6:39	46.0		46.8	45.0
3/10/2024	6:44	45.8		48.3	44.2
3/10/2024	6:49	46.0		46.9	44.6
3/10/2024	6:54	50.1		54.5	44.7
3/10/2024	6:59	50.9		53.8	45.6

Date	Start Time	Leq (5mins)	Leq (30mins)	L10 (5mins)	L90 (5mins)
4/10/2024	0:04	45.0	44.8	45.5	44.5
4/10/2024	0:09	44.5		45.3	43.8
4/10/2024	0:14	44.2		45.0	43.4
4/10/2024	0:19	44.9		45.6	44.3
4/10/2024	0:24	45.3		46.5	44.0
4/10/2024	0:29	44.9		45.7	44.1
4/10/2024	0:34	45.0	45.5	46.1	43.7
4/10/2024	0:39	46.9		48.8	44.3
4/10/2024	0:44	44.9		46.3	43.7
4/10/2024	0:49	45.5		47.0	44.1
4/10/2024	0:54	44.8		45.5	44.0
4/10/2024	0:59	45.6		48.2	43.8
4/10/2024	1:04	45.4	46.9	46.4	44.1
4/10/2024	1:09	45.4		46.7	44.4
4/10/2024	1:14	47.2		48.8	45.0
4/10/2024	1:19	47.8		50.5	43.7
4/10/2024	1:24	47.3		50.1	44.0
4/10/2024	1:29	47.8		49.5	45.6
4/10/2024	1:34	49.4	47.0	52.2	44.7
4/10/2024	1:39	45.1		46.0	44.3
4/10/2024	1:44	46.3		47.6	44.8
4/10/2024	1:49	45.3		46.2	44.6
4/10/2024	1:54	45.5		46.2	44.6
4/10/2024	1:59	48.2		50.9	45.3
4/10/2024	2:04	46.6	48.9	47.3	45.4
4/10/2024	2:09	46.1		46.8	45.2
4/10/2024	2:14	49.5		56.8	45.1
4/10/2024	2:19	51.5		52.6	46.6
4/10/2024	2:24	49.6		52.9	44.9
4/10/2024	2:29	47.8		49.4	44.6
4/10/2024	2:34	46.8	48.9	48.0	44.9
4/10/2024	2:39	49.2		49.9	45.6
4/10/2024	2:44	49.5		49.8	49.3
4/10/2024	2:49	49.3		49.7	49.0
4/10/2024	2:54	49.0		49.4	48.5
4/10/2024	2:59	49.3		50.1	48.5
4/10/2024	3:04	48.9	48.3	49.8	48.0
4/10/2024	3:09	48.5		49.3	47.7
4/10/2024	3:14	48.1		48.7	47.6
4/10/2024	3:19	48.0		48.4	47.5
4/10/2024	3:24	47.7		48.0	47.5
4/10/2024	3:29	48.5		50.0	47.5
4/10/2024	3:34	50.5	48.4	51.9	48.9
4/10/2024	3:39	48.0		48.7	47.3
4/10/2024	3:44	47.7		48.1	47.2
4/10/2024	3:49	47.6		47.8	47.3
4/10/2024	3:54	47.7		47.9	47.4
4/10/2024	3:59	47.9		48.7	47.4
4/10/2024	4:04	48.3	48.5	48.9	47.8
4/10/2024	4:09	48.4		49.0	47.7
4/10/2024	4:14	49.0		50.7	47.6
4/10/2024	4:19	48.6		49.7	47.3
4/10/2024	4:24	48.3		49.2	47.3
4/10/2024	4:29	48.3		49.3	47.4
4/10/2024	4:34	49.4	48.6	50.0	47.7
4/10/2024	4:39	48.1		48.5	47.6
4/10/2024	4:44	47.9		48.4	47.3
4/10/2024	4:49	48.9		49.8	47.5
4/10/2024	4:54	48.7		50.2	47.3
4/10/2024	4:59	48.4		49.8	47.0
4/10/2024	5:04	48.6	48.4	50.1	47.5
4/10/2024	5:09	49.2		50.6	47.5
4/10/2024	5:14	48.0		48.5	47.2
4/10/2024	5:19	49.2		50.7	47.3
4/10/2024	5:24	47.5		48.0	47.1
4/10/2024	5:29	47.4		47.9	47.1
4/10/2024	5:34	47.9	47.7	48.2	47.5
4/10/2024	5:39	48.1		48.7	47.5
4/10/2024	5:44	47.7		48.0	47.4
4/10/2024	5:49	47.6		48.0	47.3
4/10/2024	5:54	47.5		47.9	47.1
4/10/2024	5:59	47.6		48.0	47.3
4/10/2024	6:04	47.7	48.1	48.0	47.4
4/10/2024	6:09	47.8		48.1	47.5
4/10/2024	6:14	48.1		48.3	47.6
4/10/2024	6:19	48.4		48.9	48.0
4/10/2024	6:24	48.5		49.6	47.6
4/10/2024	6:29	47.8		48.0	47.5
4/10/2024	6:34	51.3	49.4	54.8	47.6
4/10/2024	6:39	50.2		51.3	47.7
4/10/2024	6:44	49.1		51.1	47.7
4/10/2024	6:49	48.9		49.2	48.1
4/10/2024	6:54	48.0		48.5	47.7
4/10/2024	6:59	47.8		48.1	47.6

3/10/2024	23:04	45.1	45.0	45.9	44.2
3/10/2024	23:09	45.0		45.9	44.2
3/10/2024	23:14	45.8		46.5	44.6
3/10/2024	23:19	44.9		45.5	44.2
3/10/2024	23:24	44.8		45.4	44.2
3/10/2024	23:29	44.5		45.2	43.8
3/10/2024	23:34	44.9	44.9	45.9	43.9
3/10/2024	23:39	45.0		45.7	44.0
3/10/2024	23:44	44.9		45.5	44.3
3/10/2024	23:49	44.6		45.2	44.0
3/10/2024	23:54	44.9		46.1	44.1
3/10/2024	23:59	44.8		45.8	44.0
		Mean	48.3		
		Maximum	52.8		
		Minimum	44.9		

4/10/2024	23:04	43.7	43.7	44.1	43.3
4/10/2024	23:09	43.2		43.6	42.9
4/10/2024	23:14	43.5		44.0	42.9
4/10/2024	23:19	44.7		46.7	43.1
4/10/2024	23:24	43.8		44.5	43.1
4/10/2024	23:29	43.3		43.7	42.9
4/10/2024	23:34	43.4	47.8	44.0	43.0
4/10/2024	23:39	43.6		44.1	43.1
4/10/2024	23:44	43.1		43.4	42.7
4/10/2024	23:49	43.4		43.9	42.9
4/10/2024	23:54	45.5		47.1	43.8
4/10/2024	23:59	53.8		60.6	43.1
		Mean	47.6		
		Maximum	49.4		
		Minimum	43.7		

Station: CM19

Date	Start Time	Leq (5mins)	Leq (30mins)	L10 (5mins)	L90 (5mins)
5/10/2024	0:04	45.5	43.8	46.1	43.0
5/10/2024	0:09	44.8		46.6	42.6
5/10/2024	0:14	42.6		43.3	41.9
5/10/2024	0:19	43.0		43.7	42.3
5/10/2024	0:24	42.8		43.2	42.2
5/10/2024	0:29	43.2		43.6	42.7
5/10/2024	0:34	43.5	43.3	44.4	43.0
5/10/2024	0:39	43.6		43.9	43.2
5/10/2024	0:44	43.5		43.9	43.2
5/10/2024	0:49	43.0		43.4	42.6
5/10/2024	0:54	43.2		43.6	42.7
5/10/2024	0:59	43.2		43.7	42.8
5/10/2024	1:04	43.5	43.7	44.1	42.8
5/10/2024	1:09	43.2		43.4	42.9
5/10/2024	1:14	43.7		44.0	43.3
5/10/2024	1:19	44.0		44.8	43.2
5/10/2024	1:24	43.8		44.5	43.3
5/10/2024	1:29	44.0		44.4	43.6
5/10/2024	1:34	44.0	43.3	45.1	43.2
5/10/2024	1:39	43.2		43.5	43.0
5/10/2024	1:44	43.4		43.7	42.8
5/10/2024	1:49	43.1		43.3	42.7
5/10/2024	1:54	43.4		44.0	42.8
5/10/2024	1:59	42.8		43.3	42.4
5/10/2024	2:04	42.7	43.0	43.0	42.4
5/10/2024	2:09	42.5		42.8	42.2
5/10/2024	2:14	42.6		43.0	42.2
5/10/2024	2:19	44.0		44.7	43.2
5/10/2024	2:24	42.6		43.1	42.2
5/10/2024	2:29	43.3		44.6	42.2
5/10/2024	2:34	44.9	44.1	46.9	42.9
5/10/2024	2:39	45.1		48.3	43.0
5/10/2024	2:44	44.1		44.6	43.5
5/10/2024	2:49	43.3		43.9	43.0
5/10/2024	2:54	43.5		43.7	43.1
5/10/2024	2:59	43.4		43.7	43.0
5/10/2024	3:04	42.9	42.7	43.3	42.6
5/10/2024	3:09	42.6		42.9	42.1
5/10/2024	3:14	42.5		43.0	42.2
5/10/2024	3:19	43.1		43.4	42.8
5/10/2024	3:24	43.0		43.5	42.5
5/10/2024	3:29	42.0		42.4	41.7
5/10/2024	3:34	41.9	41.8	42.4	41.2
5/10/2024	3:39	41.8		42.6	41.0
5/10/2024	3:44	41.6		42.0	41.3
5/10/2024	3:49	41.9		42.4	41.3
5/10/2024	3:54	42.1		42.8	41.5
5/10/2024	3:59	41.3		41.7	41.0
5/10/2024	4:04	42.1	41.6	42.6	41.6
5/10/2024	4:09	41.9		42.5	41.3
5/10/2024	4:14	41.6		41.8	41.2
5/10/2024	4:19	41.6		42.1	41.2
5/10/2024	4:24	41.3		41.7	41.0
5/10/2024	4:29	41.1		41.5	40.7
5/10/2024	4:34	42.0	42.1	42.5	41.4
5/10/2024	4:39	42.3		42.6	41.7
5/10/2024	4:44	41.5		42.2	40.8
5/10/2024	4:49	42.5		43.0	41.9
5/10/2024	4:54	43.1		44.7	41.4
5/10/2024	4:59	40.9		41.4	40.3
5/10/2024	5:04	40.4	41.8	40.8	39.9
5/10/2024	5:09	40.7		41.2	40.2
5/10/2024	5:14	42.4		43.7	41.5
5/10/2024	5:19	42.2		42.8	41.3
5/10/2024	5:24	42.1		42.5	41.6
5/10/2024	5:29	42.4		42.7	42.0
5/10/2024	5:34	41.9	47.5	42.5	41.0
5/10/2024	5:39	54.2		57.9	40.8
5/10/2024	5:44	41.9		42.4	41.4
5/10/2024	5:49	42.2		42.9	41.5
5/10/2024	5:54	41.3		41.8	40.9
5/10/2024	5:59	41.7		41.9	41.4
5/10/2024	6:04	41.9	41.6	42.4	41.3
5/10/2024	6:09	41.7		42.4	41.1
5/10/2024	6:14	41.7		42.2	41.2
5/10/2024	6:19	41.5		42.0	41.1
5/10/2024	6:24	41.3		41.7	41.0
5/10/2024	6:29	41.4		41.9	40.8
5/10/2024	6:34	42.0	42.3	42.4	41.5
5/10/2024	6:39	42.0		42.4	41.5
5/10/2024	6:44	42.6		43.5	41.6
5/10/2024	6:49	42.8		42.9	42.1
5/10/2024	6:54	42.7		43.5	42.0
5/10/2024	6:59	41.3		41.7	40.9

5/10/2024	23:04	46.1	46.7	47.5	42.9
5/10/2024	23:09	48.7		51.6	43.7
5/10/2024	23:14	46.9		49.5	43.8
5/10/2024	23:19	46.5		47.1	43.9
5/10/2024	23:24	46.0		47.7	44.1
5/10/2024	23:29	45.2		46.3	44.1
5/10/2024	23:34	47.1	46.1	49.1	43.1
5/10/2024	23:39	44.1		44.8	42.9
5/10/2024	23:44	47.2		48.7	44.0
5/10/2024	23:49	45.9		46.8	43.8
5/10/2024	23:54	45.2		46.2	44.2
5/10/2024	23:59	46.6		47.6	45.6
		Mean	43.5		
		Maximum	47.5		
		Minimum	41.6		

Date	Start Time	Leq (5mins)	Leq (30mins)	L10 (5mins)	L90 (5mins)
6/10/2024	0:04	46.6	47.8	47.7	44.5
6/10/2024	0:09	48.1		50.0	45.3
6/10/2024	0:14	50.8		53.8	44.1
6/10/2024	0:19	44.7		45.5	44.0
6/10/2024	0:24	44.8		46.1	43.5
6/10/2024	0:29	48.3		49.5	46.1
6/10/2024	0:34	45.8	48.6	46.7	45.0
6/10/2024	0:39	45.7		47.2	44.4
6/10/2024	0:44	48.3		50.9	44.9
6/10/2024	0:49	52.1		55.0	48.4
6/10/2024	0:54	47.8		49.3	46.3
6/10/2024	0:59	48.4		49.5	45.7
6/10/2024	1:04	46.4	47.3	47.0	45.5
6/10/2024	1:09	47.9		49.8	46.2
6/10/2024	1:14	47.2		48.3	45.8
6/10/2024	1:19	47.9		49.0	45.4
6/10/2024	1:24	46.2		46.9	45.3
6/10/2024	1:29	47.8		49.7	44.8
6/10/2024	1:34	47.0	47.5	48.7	45.3
6/10/2024	1:39	45.7		46.9	44.7
6/10/2024	1:44	46.7		48.4	45.6
6/10/2024	1:49	46.3		47.3	45.2
6/10/2024	1:54	48.5		50.8	45.5
6/10/2024	1:59	49.7		52.0	46.2
6/10/2024	2:04	52.0	48.9	55.2	48.1
6/10/2024	2:09	46.6		48.6	44.6
6/10/2024	2:14	46.2		46.6	45.4
6/10/2024	2:19	48.3		50.2	46.7
6/10/2024	2:24	47.7		48.8	46.1
6/10/2024	2:29	49.9		51.8	46.1
6/10/2024	2:34	49.6	57.9	51.8	47.1
6/10/2024	2:39	48.1		49.7	46.7
6/10/2024	2:44	47.6		48.5	46.3
6/10/2024	2:49	55.6		59.2	47.4
6/10/2024	2:54	60.4		65.5	47.8
6/10/2024	2:59	63.0		66.3	46.9
6/10/2024	3:04	49.2	47.5	51.3	45.5
6/10/2024	3:09	46.5		47.3	45.6
6/10/2024	3:14	46.6		47.8	45.5
6/10/2024	3:19	46.9		48.0	45.9
6/10/2024	3:24	47.4		48.4	46.6
6/10/2024	3:29	47.8		48.7	46.0
6/10/2024	3:34	49.5	48.8	52.1	46.7
6/10/2024	3:39	48.1		50.2	45.4
6/10/2024	3:44	51.5		51.9	46.6
6/10/2024	3:49	47.0		47.9	45.7
6/10/2024	3:54	47.2		48.3	45.8
6/10/2024	3:59	47.3		48.7	45.9
6/10/2024	4:04	46.6	47.3	47.4	45.4
6/10/2024	4:09	47.4		48.4	45.9
6/10/2024	4:14	46.8		47.8	46.0
6/10/2024	4:19	47.8		49.6	46.6
6/10/2024	4:24	47.6		48.6	46.6
6/10/2024	4:29	47.7		48.7	46.9
6/10/2024	4:34	47.2	48.4	47.8	46.3
6/10/2024	4:39	46.5		47.3	45.8
6/10/2024	4:44	50.9		54.3	46.4
6/10/2024	4:49	48.0		48.8	47.2
6/10/2024	4:54	48.5		49.4	46.6
6/10/2024	4:59	47.9		49.0	46.6
6/10/2024	5:04	48.5	48.6	49.6	46.8
6/10/2024	5:09	50.6		54.1	46.5
6/10/2024	5:14	46.7		47.4	45.9
6/10/2024	5:19	49.3		50.6	46.3
6/10/2024	5:24	47.9		49.6	45.8
6/10/2024	5:29	47.4		48.5	46.4
6/10/2024	5:34	47.9	48.4	49.0	46.9
6/10/2024	5:39	48.2		49.3	46.8
6/10/2024	5:44	49.8		53.2	46.7
6/10/2024	5:49	48.1		49.0	47.2
6/10/2024	5:54	48.0		48.9	47.1
6/10/2024	5:59	48.2		49.0	47.3
6/10/2024	6:04	48.5	48.8	50.1	46.7
6/10/2024	6:09	48.6		49.8	47.3
6/10/2024	6:14	48.9		51.2	46.7
6/10/2024	6:19	48.1		48.9	46.8
6/10/2024	6:24	49.1		51.1	46.8
6/10/2024	6:29	49.4		52.0	46.2
6/10/2024	6:34	48.2	49.2	49.1	47.1
6/10/2024	6:39	48.0		49.1	46.6
6/10/2024	6:44	50.2		52.4	48.1
6/10/2024	6:49	49.1		50.5	47.6
6/10/2024	6:54	49.6		50.8	48.2
6/10/2024	6:59	49.6		50.6	47.9

6/10/2024	23:04	50.6	50.9	52.6	49.0
6/10/2024	23:09	49.9		51.6	47.6
6/10/2024	23:14	54.5		58.4	47.8
6/10/2024	23:19	47.8		49.0	46.7
6/10/2024	23:24	48.7		50.8	47.4
6/10/2024	23:29	50.2		51.7	47.7
6/10/2024	23:34	50.4	51.5	51.4	48.0
6/10/2024	23:39	54.0		55.4	50.4
6/10/2024	23:44	52.1		54.8	48.8
6/10/2024	23:49	49.8		51.1	48.3
6/10/2024	23:54	51.5		53.8	48.8
6/10/2024	23:59	49.2		50.1	48.2
		Mean	49.2		
		Maximum	57.9		
		Minimum	47.3		

Date	Start Time	Leq (5mins)	Leq (30mins)	L10 (5mins)	L90 (5mins)
7/10/2024	0:04	58.2	56.4	60.3	49.0
7/10/2024	0:09	56.0		59.3	50.5
7/10/2024	0:14	58.2		64.1	48.8
7/10/2024	0:19	58.5		62.0	48.3
7/10/2024	0:24	50.7		53.2	48.0
7/10/2024	0:29	49.3		50.9	47.3
7/10/2024	0:34	51.1	50.9	52.5	48.6
7/10/2024	0:39	50.0		52.0	47.5
7/10/2024	0:44	51.9		54.5	47.7
7/10/2024	0:49	51.6		53.3	48.5
7/10/2024	0:54	50.5		52.2	48.6
7/10/2024	0:59	49.7		51.3	48.2
7/10/2024	1:04	49.1	49.5	51.5	47.5
7/10/2024	1:09	48.4		50.1	46.9
7/10/2024	1:14	47.9		48.5	47.1
7/10/2024	1:19	48.6		50.9	46.7
7/10/2024	1:24	50.4		53.3	47.3
7/10/2024	1:29	51.6		54.5	48.9
7/10/2024	1:34	53.1	51.0	55.1	49.8
7/10/2024	1:39	50.8		52.4	48.3
7/10/2024	1:44	50.2		51.3	48.8
7/10/2024	1:49	49.9		50.5	48.6
7/10/2024	1:54	50.4		51.5	48.3
7/10/2024	1:59	51.0		52.6	49.1
7/10/2024	2:04	50.5	51.6	52.0	48.7
7/10/2024	2:09	50.3		52.1	48.8
7/10/2024	2:14	51.0		53.0	48.0
7/10/2024	2:19	51.0		52.1	48.8
7/10/2024	2:24	50.8		52.3	48.6
7/10/2024	2:29	54.3		59.1	49.9
7/10/2024	2:34	51.8	51.0	53.5	50.0
7/10/2024	2:39	49.9		51.7	48.7
7/10/2024	2:44	50.9		52.8	49.1
7/10/2024	2:49	51.8		53.4	49.2
7/10/2024	2:54	50.6		52.2	48.5
7/10/2024	2:59	50.7		52.2	49.4
7/10/2024	3:04	51.5	55.0	52.6	49.9
7/10/2024	3:09	50.1		51.0	48.2
7/10/2024	3:14	49.0		50.8	47.7
7/10/2024	3:19	49.9		51.2	48.2
7/10/2024	3:24	50.9		52.4	48.1
7/10/2024	3:29	61.3		61.8	49.0
7/10/2024	3:34	52.6	50.4	54.7	49.4
7/10/2024	3:39	49.3		49.8	47.2
7/10/2024	3:44	48.2		49.7	47.2
7/10/2024	3:49	51.4		53.4	48.0
7/10/2024	3:54	50.6		53.4	48.2
7/10/2024	3:59	49.0		50.0	48.1
7/10/2024	4:04	49.3	49.8	49.8	47.9
7/10/2024	4:09	49.0		49.9	48.2
7/10/2024	4:14	49.2		49.9	48.0
7/10/2024	4:19	52.2		54.4	49.4
7/10/2024	4:24	49.1		50.0	47.5
7/10/2024	4:29	48.8		49.6	47.9
7/10/2024	4:34	49.6	49.7	50.4	47.1
7/10/2024	4:39	49.6		51.4	47.5
7/10/2024	4:44	49.9		51.4	47.9
7/10/2024	4:49	50.3		51.6	48.6
7/10/2024	4:54	49.7		51.3	47.7
7/10/2024	4:59	49.1		50.1	47.7
7/10/2024	5:04	51.2	49.9	52.6	49.6
7/10/2024	5:09	49.8		51.0	48.3
7/10/2024	5:14	49.2		50.4	48.2
7/10/2024	5:19	49.8		51.1	48.3
7/10/2024	5:24	49.5		50.6	48.2
7/10/2024	5:29	49.6		50.6	48.2
7/10/2024	5:34	49.8	52.7	51.0	48.3
7/10/2024	5:39	49.8		51.3	48.3
7/10/2024	5:44	47.5		48.3	46.8
7/10/2024	5:49	49.6		50.7	48.2
7/10/2024	5:54	55.3		59.5	48.0
7/10/2024	5:59	56.5		58.9	49.2
7/10/2024	6:04	50.0	51.8	52.7	47.7
7/10/2024	6:09	55.9		61.5	47.5
7/10/2024	6:14	49.3		50.6	47.7
7/10/2024	6:19	49.2		50.7	47.7
7/10/2024	6:24	51.9		54.7	48.1
7/10/2024	6:29	50.0		51.2	48.6
7/10/2024	6:34	59.2	53.1	63.7	48.3
7/10/2024	6:39	48.7		49.9	47.6
7/10/2024	6:44	48.5		49.5	47.2
7/10/2024	6:49	49.2		50.4	47.8
7/10/2024	6:54	49.1		50.5	47.9
7/10/2024	6:59	49.5		50.3	48.5

7/10/2024	23:04	51.6	51.2	53.8	48.7
7/10/2024	23:09	51.5		53.6	48.1
7/10/2024	23:14	51.4		54.0	48.2
7/10/2024	23:19	52.6		55.8	49.0
7/10/2024	23:24	50.9		53.1	48.3
7/10/2024	23:29	48.1		48.6	47.4
7/10/2024	23:34	48.0	49.9	48.6	47.1
7/10/2024	23:39	48.9		50.4	47.4
7/10/2024	23:44	51.7		54.3	47.9
7/10/2024	23:49	51.1		53.5	47.2
7/10/2024	23:54	49.7		51.1	47.6
7/10/2024	23:59	49.0		50.2	47.8
		Mean	51.5		
		Maximum	56.4		
		Minimum	49.5		

Station: CM19

Date	Start Time	Leq (5mins)	Leq (30mins)	L10 (5mins)	L90 (5mins)
8/10/2024	0:04	58.9	54.0	63.8	48.5
8/10/2024	0:09	51.6		53.8	47.9
8/10/2024	0:14	50.0		52.5	48.0
8/10/2024	0:19	49.4		49.8	47.9
8/10/2024	0:24	50.2		50.7	47.2
8/10/2024	0:29	54.7		58.8	48.2
8/10/2024	0:34	50.6	48.7	50.8	47.3
8/10/2024	0:39	48.1		49.5	46.9
8/10/2024	0:44	48.0		49.5	46.0
8/10/2024	0:49	48.7		51.4	46.5
8/10/2024	0:54	48.5		50.0	46.9
8/10/2024	0:59	47.5		49.0	46.2
8/10/2024	1:04	48.1	48.9	49.3	46.9
8/10/2024	1:09	50.0		53.4	47.1
8/10/2024	1:14	49.1		50.3	47.5
8/10/2024	1:19	48.6		50.8	46.6
8/10/2024	1:24	48.6		49.5	47.7
8/10/2024	1:29	49.0		50.5	47.4
8/10/2024	1:34	48.8	49.7	50.3	47.5
8/10/2024	1:39	48.8		49.8	47.2
8/10/2024	1:44	50.3		53.0	47.1
8/10/2024	1:49	48.6		51.3	46.3
8/10/2024	1:54	48.4		49.8	47.3
8/10/2024	1:59	52.0		54.8	47.6
8/10/2024	2:04	55.9	50.9	58.2	48.0
8/10/2024	2:09	47.9		49.3	46.4
8/10/2024	2:14	47.6		48.8	46.5
8/10/2024	2:19	48.2		49.7	46.9
8/10/2024	2:24	50.7		52.4	46.6
8/10/2024	2:29	47.0		47.5	46.4
8/10/2024	2:34	47.8	47.3	48.9	46.6
8/10/2024	2:39	48.6		50.1	47.4
8/10/2024	2:44	47.6		48.6	46.0
8/10/2024	2:49	46.7		48.5	45.1
8/10/2024	2:54	46.9		47.8	45.6
8/10/2024	2:59	46.0		46.6	44.9
8/10/2024	3:04	49.2	47.2	51.2	45.6
8/10/2024	3:09	47.3		49.1	45.9
8/10/2024	3:14	46.4		47.5	45.5
8/10/2024	3:19	46.4		47.5	45.7
8/10/2024	3:24	46.1		46.7	45.5
8/10/2024	3:29	47.0		48.0	45.8
8/10/2024	3:34	46.0	46.8	46.8	45.3
8/10/2024	3:39	47.1		48.5	45.5
8/10/2024	3:44	46.5		47.6	45.1
8/10/2024	3:49	46.3		47.3	45.3
8/10/2024	3:54	46.6		47.7	45.1
8/10/2024	3:59	48.1		49.5	46.3
8/10/2024	4:04	47.2	47.3	47.9	45.7
8/10/2024	4:09	47.2		48.2	45.6
8/10/2024	4:14	48.6		50.2	46.8
8/10/2024	4:19	46.7		48.2	45.6
8/10/2024	4:24	46.7		48.0	45.3
8/10/2024	4:29	47.1		48.0	46.4
8/10/2024	4:34	47.6	48.2	48.8	46.2
8/10/2024	4:39	47.2		48.6	45.7
8/10/2024	4:44	47.9		49.8	46.2
8/10/2024	4:49	47.3		48.5	45.9
8/10/2024	4:54	50.5		50.7	46.4
8/10/2024	4:59	47.9		50.6	45.5
8/10/2024	5:04	46.0	47.8	47.0	45.1
8/10/2024	5:09	47.6		48.7	46.0
8/10/2024	5:14	49.2		52.5	46.0
8/10/2024	5:19	46.2		47.0	45.3
8/10/2024	5:24	48.8		50.4	46.5
8/10/2024	5:29	48.0		49.7	46.4
8/10/2024	5:34	46.8	49.8	47.3	46.0
8/10/2024	5:39	51.5		55.3	46.4
8/10/2024	5:44	53.6		57.3	45.7
8/10/2024	5:49	46.9		48.5	45.5
8/10/2024	5:54	46.8		47.5	44.5
8/10/2024	5:59	47.4		51.0	45.1
8/10/2024	6:04	47.6	47.4	50.1	44.8
8/10/2024	6:09	46.9		48.2	45.3
8/10/2024	6:14	46.2		46.7	45.5
8/10/2024	6:19	48.8		50.8	46.2
8/10/2024	6:24	47.2		48.4	46.2
8/10/2024	6:29	47.3		48.8	45.3
8/10/2024	6:34	46.9	47.1	47.3	45.3
8/10/2024	6:39	46.5		47.7	45.2
8/10/2024	6:44	45.8		46.8	44.9
8/10/2024	6:49	48.3		51.6	45.9
8/10/2024	6:54	47.5		48.5	46.0
8/10/2024	6:59	47.0		48.2	45.9

Date	Start Time	Leq (5mins)	Leq (30mins)	L10 (5mins)	L90 (5mins)
9/10/2024	0:04	47.4	46.5	48.8	45.3
9/10/2024	0:09	47.1		48.7	45.1
9/10/2024	0:14	46.7		49.1	45.2
9/10/2024	0:19	45.9		47.7	44.4
9/10/2024	0:24	45.5		46.0	44.8
9/10/2024	0:29	45.8		46.9	44.6
9/10/2024	0:34	44.6	46.2	45.3	44.0
9/10/2024	0:39	46.4		47.5	45.2
9/10/2024	0:44	47.6		50.1	45.4
9/10/2024	0:49	46.5		47.7	45.5
9/10/2024	0:54	46.0		46.6	45.2
9/10/2024	0:59	45.8		46.9	44.7
9/10/2024	1:04	45.2	45.4	45.9	44.1
9/10/2024	1:09	44.9		45.5	44.2
9/10/2024	1:14	45.0		46.0	44.1
9/10/2024	1:19	44.9		45.7	44.2
9/10/2024	1:24	46.2		48.5	44.6
9/10/2024	1:29	46.2		48.7	44.0
9/10/2024	1:34	44.8	45.1	45.7	43.8
9/10/2024	1:39	44.1		44.6	43.6
9/10/2024	1:44	45.3		46.4	44.2
9/10/2024	1:49	45.4		46.3	44.6
9/10/2024	1:54	44.9		45.5	44.1
9/10/2024	1:59	45.8		47.2	44.7
9/10/2024	2:04	44.6	45.6	45.1	44.2
9/10/2024	2:09	45.2		45.9	44.5
9/10/2024	2:14	46.5		47.8	45.0
9/10/2024	2:19	46.2		47.0	44.3
9/10/2024	2:24	45.4		46.2	44.5
9/10/2024	2:29	45.4		46.3	44.7
9/10/2024	2:34	46.1	46.5	46.8	44.3
9/10/2024	2:39	46.4		49.5	44.1
9/10/2024	2:44	46.5		47.8	45.0
9/10/2024	2:49	46.5		48.2	45.1
9/10/2024	2:54	46.8		48.0	45.3
9/10/2024	2:59	46.5		47.9	45.4
9/10/2024	3:04	47.1	46.2	49.0	45.2
9/10/2024	3:09	45.5		46.6	44.5
9/10/2024	3:14	45.9		47.1	44.8
9/10/2024	3:19	45.9		47.1	44.6
9/10/2024	3:24	45.8		46.7	44.7
9/10/2024	3:29	46.9		48.4	45.1
9/10/2024	3:34	47.4	48.2	49.1	45.2
9/10/2024	3:39	52.0		55.3	47.9
9/10/2024	3:44	46.8		48.8	44.6
9/10/2024	3:49	45.8		47.0	44.7
9/10/2024	3:54	47.0		48.2	45.0
9/10/2024	3:59	47.0		48.8	45.0
9/10/2024	4:04	46.5	46.6	47.9	44.9
9/10/2024	4:09	46.3		47.7	44.5
9/10/2024	4:14	46.8		48.2	44.7
9/10/2024	4:19	46.7		47.7	44.9
9/10/2024	4:24	46.3		47.7	44.4
9/10/2024	4:29	46.7		48.5	44.5
9/10/2024	4:34	45.7	47.4	47.2	43.7
9/10/2024	4:39	46.9		49.3	44.0
9/10/2024	4:44	48.9		52.8	44.8
9/10/2024	4:49	47.2		49.3	44.3
9/10/2024	4:54	48.6		50.0	46.0
9/10/2024	4:59	46.2		47.6	44.3
9/10/2024	5:04	48.7	47.9	50.5	45.7
9/10/2024	5:09	49.1		50.9	44.9
9/10/2024	5:14	48.0		49.9	45.4
9/10/2024	5:19	48.0		49.6	45.9
9/10/2024	5:24	47.1		48.8	45.4
9/10/2024	5:29	46.0		47.0	44.6
9/10/2024	5:34	46.3	46.6	48.0	44.5
9/10/2024	5:39	46.2		47.6	44.7
9/10/2024	5:44	47.4		49.5	45.2
9/10/2024	5:49	46.8		49.3	45.0
9/10/2024	5:54	46.5		47.8	44.9
9/10/2024	5:59	46.1		47.7	44.4
9/10/2024	6:04	45.6	46.3	46.5	44.0
9/10/2024	6:09	46.1		48.0	44.3
9/10/2024	6:14	46.0		47.6	44.2
9/10/2024	6:19	46.5		48.0	44.9
9/10/2024	6:24	47.1		49.0	45.4
9/10/2024	6:29	46.6		48.0	45.1
9/10/2024	6:34	46.2	45.8	47.2	44.7
9/10/2024	6:39	45.5		46.5	44.4
9/10/2024	6:44	45.0		45.9	44.0
9/10/2024	6:49	46.1		48.7	43.7
9/10/2024	6:54	45.4		47.0	43.8
9/10/2024	6:59	46.6		48.2	44.2

Date	Start Time	Leq (5mins)	Leq (30mins)	L10 (5mins)	L90 (5mins)
10/10/2024	0:04	41.9	41.4	42.9	41.2
10/10/2024	0:09	42.0		43.4	40.9
10/10/2024	0:14	41.5		42.5	40.6
10/10/2024	0:19	40.9		41.7	40.2
10/10/2024	0:24	41.0		41.8	40.4
10/10/2024	0:29	40.9		41.5	40.4
10/10/2024	0:34	41.1	41.0	41.7	40.3
10/10/2024	0:39	41.0		41.9	40.3
10/10/2024	0:44	40.7		41.5	40.1
10/10/2024	0:49	40.7		41.3	40.2
10/10/2024	0:54	41.7		42.4	41.0
10/10/2024	0:59	41.0		41.7	40.4
10/10/2024	1:04	41.7	41.6	43.1	40.3
10/10/2024	1:09	41.5		42.3	40.9
10/10/2024	1:14	41.3		42.6	40.1
10/10/2024	1:19	41.2		42.1	40.3
10/10/2024	1:24	42.2		43.3	40.8
10/10/2024	1:29	41.5		42.8	40.6
10/10/2024	1:34	42.8	41.4	44.9	40.6
10/10/2024	1:39	41.9		44.2	40.2
10/10/2024	1:44	40.4		41.2	39.5
10/10/2024	1:49	41.0		41.6	40.0
10/10/2024	1:54	41.2		42.7	39.8
10/10/2024	1:59	40.3		40.8	39.4
10/10/2024	2:04	39.9	41.7	40.6	39.3
10/10/2024	2:09	42.1		45.1	39.4
10/10/2024	2:14	42.5		45.3	40.0
10/10/2024	2:19	42.3		45.4	40.2
10/10/2024	2:24	41.2		41.7	40.4
10/10/2024	2:29	41.5		42.6	40.4
10/10/2024	2:34	41.0	43.1	41.6	40.5
10/10/2024	2:39	44.7		46.2	40.3
10/10/2024	2:44	45.2		47.7	41.0
10/10/2024	2:49	42.2		43.5	40.4
10/10/2024	2:54	41.4		41.8	40.3
10/10/2024	2:59	42.0		44.5	40.0
10/10/2024	3:04	41.4	47.4	42.1	39.7
10/10/2024	3:09	54.0		57.5	41.4
10/10/2024	3:14	43.0		43.6	41.2
10/10/2024	3:19	41.5		42.1	40.7
10/10/2024	3:24	41.5		42.4	40.8
10/10/2024	3:29	41.1		41.8	40.4
10/10/2024	3:34	42.5	41.9	44.4	40.3
10/10/2024	3:39	41.9		42.8	40.8
10/10/2024	3:44	41.7		42.7	40.6
10/10/2024	3:49	42.5		43.5	41.5
10/10/2024	3:54	41.5		42.6	40.3
10/10/2024	3:59	40.8		41.9	39.7
10/10/2024	4:04	42.9	41.9	44.7	40.6
10/10/2024	4:09	43.0		44.2	41.6
10/10/2024	4:14	42.0		43.4	40.5
10/10/2024	4:19	40.6		41.1	39.9
10/10/2024	4:24	40.6		41.4	39.9
10/10/2024	4:29	41.5		42.8	40.4
10/10/2024	4:34	41.7	41.7	43.0	40.7
10/10/2024	4:39	43.0		45.1	40.8
10/10/2024	4:44	41.1		41.5	40.6
10/10/2024	4:49	41.5		42.1	40.9
10/10/2024	4:54	41.4		42.1	40.8
10/10/2024	4:59	41.0		41.6	40.4
10/10/2024	5:04	43.1	41.4	44.5	40.4
10/10/2024	5:09	41.4		42.5	40.5
10/10/2024	5:14	41.3		42.1	40.5
10/10/2024	5:19	40.9		41.6	40.3
10/10/2024	5:24	40.6		41.1	40.1
10/10/2024	5:29	40.8		41.5	40.4
10/10/2024	5:34	40.5	41.5	41.0	40.0
10/10/2024	5:39	42.0		44.2	40.6
10/10/2024	5:44	42.0		43.1	41.0
10/10/2024	5:49	41.6		43.1	40.6
10/10/2024	5:54	40.7		41.6	40.1
10/10/2024	5:59	41.9		42.6	40.9
10/10/2024	6:04	43.2	42.4	44.4	41.9
10/10/2024	6:09	43.1		44.1	41.8
10/10/2024	6:14	42.1		42.8	40.6
10/10/2024	6:19	43.1		44.7	41.2
10/10/2024	6:24	40.7		41.4	39.9
10/10/2024	6:29	41.3		42.3	40.3
10/10/2024	6:34	40.2	40.9	40.8	39.8
10/10/2024	6:39	40.3		41.2	39.2
10/10/2024	6:44	39.8		40.2	39.4
10/10/2024	6:49	40.5		41.2	39.8
10/10/2024	6:54	42.6		44.0	40.8
10/10/2024	6:59	41.1		41.9	40.1

8/10/2024	22:54	48.6	48.2	50.2	47.6
8/10/2024	22:59	48.1		48.4	47.7
8/10/2024	23:04	48.1		48.5	47.7
8/10/2024	23:09	48.3		49.0	47.8
8/10/2024	23:14	48.0		48.3	47.7
8/10/2024	23:19	48.1		50.0	45.7
8/10/2024	23:24	48.2	47.2	50.2	45.9
8/10/2024	23:29	49.0		50.8	46.3
8/10/2024	23:34	47.0		48.9	45.5
8/10/2024	23:39	45.8		46.7	45.2
8/10/2024	23:44	45.8		46.3	44.9
8/10/2024	23:49	46.4		47.5	44.8
		Mean	48.5		
		Maximum	54.0		
		Minimum	46.8		

9/10/2024	23:04	41.8	42.3	42.2	41.4
9/10/2024	23:09	41.4		41.9	40.9
9/10/2024	23:14	42.1		43.2	40.9
9/10/2024	23:19	42.4		43.1	41.7
9/10/2024	23:24	42.0		42.6	41.5
9/10/2024	23:29	43.8		45.6	42.1
9/10/2024	23:34	46.3	43.9	49.7	42.0
9/10/2024	23:39	44.7		47.1	41.9
9/10/2024	23:44	41.8		42.4	41.1
9/10/2024	23:49	42.2		42.8	41.4
9/10/2024	23:54	44.1		45.8	42.4
9/10/2024	23:59	42.2		42.8	41.2
		Mean	46.0		
		Maximum	48.2		
		Minimum	42.3		

10/10/2024	23:04	48.8	47.4	50.3	45.8
10/10/2024	23:09	47.6		49.8	44.9
10/10/2024	23:14	46.8		48.2	45.4
10/10/2024	23:19	47.9		49.4	45.3
10/10/2024	23:24	46.5		48.3	44.7
10/10/2024	23:29	46.2		48.1	44.0
10/10/2024	23:34	46.4	46.7	47.6	44.9
10/10/2024	23:39	46.0		47.3	44.8
10/10/2024	23:44	45.6		46.1	44.8
10/10/2024	23:49	47.8		49.6	46.2
10/10/2024	23:54	47.6		50.3	44.7
10/10/2024	23:59	46.3		47.9	45.1
		Mean	42.7		
		Maximum	47.4		
		Minimum	40.9		

Station: CM19

Date	Start Time	Leq (5mins)	Leq (30mins)	L10 (5mins)	L90 (5mins)
11/10/2024	0:04	46.4		48.1	44.9
11/10/2024	0:09	51.3		55.4	49.4
11/10/2024	0:14	51.9	52.0	55.0	49.8
11/10/2024	0:19	53.3		53.4	50.3
11/10/2024	0:24	53.5		53.7	50.0
11/10/2024	0:29	52.5		53.0	50.0
11/10/2024	0:34	52.2		55.2	48.7
11/10/2024	0:39	54.1		55.5	50.3
11/10/2024	0:44	55.5	53.2	58.4	51.5
11/10/2024	0:49	51.9		54.9	49.0
11/10/2024	0:54	52.5		52.9	50.2
11/10/2024	0:59	51.6		54.4	48.9
11/10/2024	1:04	52.6		55.0	49.7
11/10/2024	1:09	52.2		56.5	49.8
11/10/2024	1:14	52.1	52.3	54.4	49.0
11/10/2024	1:19	52.1		55.6	49.4
11/10/2024	1:24	52.7		53.4	49.9
11/10/2024	1:29	51.9		54.2	49.3
11/10/2024	1:34	52.5		52.9	49.0
11/10/2024	1:39	52.8		55.5	50.7
11/10/2024	1:44	51.8	52.4	54.1	49.5
11/10/2024	1:49	53.5		53.7	50.5
11/10/2024	1:54	52.0		54.4	50.8
11/10/2024	1:59	51.4		55.3	49.2
11/10/2024	2:04	52.5		55.5	49.8
11/10/2024	2:09	53.2		55.6	50.0
11/10/2024	2:14	52.7	52.8	54.4	50.1
11/10/2024	2:19	52.9		53.1	49.7
11/10/2024	2:24	53.3		55.4	49.4
11/10/2024	2:29	52.3		54.6	50.5
11/10/2024	2:34	52.5		55.2	50.3
11/10/2024	2:39	53.0		56.9	50.7
11/10/2024	2:44	51.6	52.6	54.8	49.8
11/10/2024	2:49	52.1		53.5	49.1
11/10/2024	2:54	52.9		54.7	49.3
11/10/2024	2:59	53.1		54.1	50.5
11/10/2024	3:04	52.4		54.6	49.1
11/10/2024	3:09	52.8		54.3	48.8
11/10/2024	3:14	51.1	52.1	54.8	49.0
11/10/2024	3:19	51.6		53.6	49.0
11/10/2024	3:24	52.6		53.9	49.2
11/10/2024	3:29	51.9		54.6	49.3
11/10/2024	3:34	51.8		54.4	49.9
11/10/2024	3:39	51.1		53.7	48.7
11/10/2024	3:44	51.4	52.0	52.6	49.7
11/10/2024	3:49	52.7		54.0	48.3
11/10/2024	3:54	52.3		52.7	49.7
11/10/2024	3:59	52.2		54.0	49.4
11/10/2024	4:04	52.3		54.1	49.1
11/10/2024	4:09	50.7		53.8	49.0
11/10/2024	4:14	52.9	51.9	55.0	50.1
11/10/2024	4:19	52.5		52.6	49.2
11/10/2024	4:24	51.0		54.7	49.6
11/10/2024	4:29	51.3		55.0	48.7
11/10/2024	4:34	52.3		53.3	50.0
11/10/2024	4:39	51.1		53.9	50.3
11/10/2024	4:44	53.0	52.0	54.3	50.4
11/10/2024	4:49	50.5		53.1	49.6
11/10/2024	4:54	52.1		52.7	49.3
11/10/2024	4:59	52.6		53.4	49.3
11/10/2024	5:04	51.8		52.8	49.8
11/10/2024	5:09	52.8		53.4	49.9
11/10/2024	5:14	51.7	52.0	53.4	49.8
11/10/2024	5:19	52.9		54.0	49.4
11/10/2024	5:24	51.8		53.5	50.1
11/10/2024	5:29	50.7		54.6	50.3
11/10/2024	5:34	51.3		53.8	50.3
11/10/2024	5:39	52.5		54.9	50.5
11/10/2024	5:44	51.3	51.9	52.7	49.4
11/10/2024	5:49	51.6		55.0	50.3
11/10/2024	5:54	51.5		53.3	50.5
11/10/2024	5:59	52.9		55.1	50.7
11/10/2024	6:04	52.5		55.8	50.7
11/10/2024	6:09	52.6		55.6	49.5
11/10/2024	6:14	53.1	52.7	55.7	50.8
11/10/2024	6:19	52.5		54.0	50.3
11/10/2024	6:24	53.0		53.9	48.9
11/10/2024	6:29	52.7		54.8	49.4
11/10/2024	6:34	53.7		55.1	49.8
11/10/2024	6:39	53.4		54.6	49.8
11/10/2024	6:44	51.7	52.3	53.7	50.6
11/10/2024	6:49	50.8		53.9	49.1
11/10/2024	6:54	51.9		54.2	48.8
11/10/2024	6:59	51.4		54.1	48.9

11/10/2024	23:04	48.0		48.5	47.4
11/10/2024	23:09	48.4		49.5	47.6
11/10/2024	23:14	48.9	48.4	49.5	48.4
11/10/2024	23:19	48.5		49.5	47.6
11/10/2024	23:24	48.3		48.7	47.9
11/10/2024	23:29	48.3		49.1	47.7
11/10/2024	23:34	49.2		50.3	48.1
11/10/2024	23:39	48.6		49.1	48.0
11/10/2024	23:44	49.0	48.7	50.2	48.0
11/10/2024	23:49	48.9		49.5	48.3
11/10/2024	23:54	48.3		48.8	47.8
11/10/2024	23:59	48.3		49.2	47.7
		Mean	51.8		
		Maximum	53.2		
		Minimum	48.4		

Date	Start Time	Leq (5mins)	Leq (30mins)	L10 (5mins)	L90 (5mins)
12/10/2024	0:04	49.1		49.7	48.5
12/10/2024	0:09	49.0		49.7	48.2
12/10/2024	0:14	48.2	48.9	48.7	47.8
12/10/2024	0:19	48.3		48.7	48.0
12/10/2024	0:24	48.7		49.1	48.1
12/10/2024	0:29	49.7		52.0	47.9
12/10/2024	0:34	49.5		50.3	47.8
12/10/2024	0:39	48.4		48.7	47.9
12/10/2024	0:44	48.3	49.0	48.7	47.9
12/10/2024	0:49	48.9		49.8	47.9
12/10/2024	0:54	49.6		50.6	48.0
12/10/2024	0:59	49.0		50.1	47.8
12/10/2024	1:04	48.7		49.4	47.6
12/10/2024	1:09	48.4		48.8	48.0
12/10/2024	1:14	49.0	49.4	50.0	48.2
12/10/2024	1:19	49.7		50.4	49.0
12/10/2024	1:24	50.0		52.4	48.0
12/10/2024	1:29	50.2		50.8	48.5
12/10/2024	1:34	50.1		51.3	48.6
12/10/2024	1:39	48.8		49.1	48.3
12/10/2024	1:44	48.9	49.5	49.6	48.0
12/10/2024	1:49	49.7		51.2	48.2
12/10/2024	1:54	49.6		51.2	48.6
12/10/2024	1:59	49.7		51.3	48.6
12/10/2024	2:04	51.0		52.8	48.2
12/10/2024	2:09	49.0		49.8	48.2
12/10/2024	2:14	49.6	49.6	50.1	48.6
12/10/2024	2:19	50.0		51.4	48.9
12/10/2024	2:24	48.9		49.4	48.3
12/10/2024	2:29	48.7		49.1	48.3
12/10/2024	2:34	49.3		49.4	48.2
12/10/2024	2:39	49.2		49.9	48.2
12/10/2024	2:44	48.9	48.8	49.4	48.2
12/10/2024	2:49	48.7		49.7	48.1
12/10/2024	2:54	48.7		50.2	47.7
12/10/2024	2:59	48.1		48.5	47.6
12/10/2024	3:04	48.3		48.9	47.6
12/10/2024	3:09	48.8		48.9	47.8
12/10/2024	3:14	50.2	49.3	51.8	48.0
12/10/2024	3:19	49.2		50.5	48.2
12/10/2024	3:24	49.1		49.8	48.2
12/10/2024	3:29	50.1		51.9	48.4
12/10/2024	3:34	49.2		50.8	47.9
12/10/2024	3:39	49.1		50.6	47.8
12/10/2024	3:44	49.6	49.2	51.5	47.5
12/10/2024	3:49	49.4		50.6	48.2
12/10/2024	3:54	49.3		50.2	47.8
12/10/2024	3:59	48.2		49.0	47.7
12/10/2024	4:04	48.0		48.4	47.6
12/10/2024	4:09	48.2		48.9	47.6
12/10/2024	4:14	50.8	48.9	53.4	47.8
12/10/2024	4:19	47.8		48.1	47.6
12/10/2024	4:24	49.3		50.3	48.3
12/10/2024	4:29	48.3		48.7	47.9
12/10/2024	4:34	48.4		49.4	47.7
12/10/2024	4:39	48.6		48.7	47.9
12/10/2024	4:44	48.3	48.4	48.8	47.8
12/10/2024	4:49	48.9		50.1	48.1
12/10/2024	4:54	48.1		48.8	47.7
12/10/2024	4:59	48.1		48.7	47.5
12/10/2024	5:04	47.7		48.1	47.3
12/10/2024	5:09	48.4		48.8	47.5
12/10/2024	5:14	48.5	48.5	49.4	47.8
12/10/2024	5:19	49.4		50.1	48.5
12/10/2024	5:24	48.5		49.1	47.8
12/10/2024	5:29	48.1		48.7	47.7
12/10/2024	5:34	48.7		49.7	47.8
12/10/2024	5:39	48.1		48.7	47.5
12/10/2024	5:44	47.9	48.7	48.2	47.5
12/10/2024	5:49	48.4		48.8	48.0
12/10/2024	5:54	49.1		50.8	47.6
12/10/2024	5:59	49.6		51.7	47.8
12/10/2024	6:04	47.8		48.4	47.2
12/10/2024	6:09	48.3		49.5	47.4
12/10/2024	6:14	48.0	48.5	48.9	47.3
12/10/2024	6:19	48.1		48.9	47.6
12/10/2024	6:24	48.3		48.9	47.5
12/10/2024	6:29	50.1		51.0	48.0
12/10/2024	6:34	55.7		59.2	48.8
12/10/2024	6:39	50.5		51.8	49.0
12/10/2024	6:44	51.8	51.6	54.3	47.9
12/10/2024	6:49	48.5		49.5	47.8
12/10/2024	6:54	49.5		51.2	47.7
12/10/2024	6:59	48.1		49.6	47.3

12/10/2024	23:04	47.7		49.0	45.7
12/10/2024	23:09	51.0		55.1	45.9
12/10/2024	23:14	48.8	48.1	51.8	44.3
12/10/2024	23:19	45.9		46.9	44.6
12/10/2024	23:24	46.5		48.0	45.0
12/10/2024	23:29	46.1		47.2	45.1
12/10/2024	23:34	47.0		48.4	45.2
12/10/2024	23:39	46.9		48.7	45.2
12/10/2024	23:44	50.6	47.2	53.9	46.1
12/10/2024	23:49	45.2		46.9	43.3
12/10/2024	23:54	45.6		48.0	43.5
12/10/2024	23:59	45.4		46.2	44.4
		Mean	49.0		
		Maximum	51.6		
		Minimum	47.2		

Date	Start Time	Leq (5mins)	Leq (30mins)	L10 (5mins)	L90 (5mins)
13/10/2024	0:04	44.9		46.3	43.5
13/10/2024	0:09	44.2		45.0	43.4
13/10/2024	0:14	44.1	44.4	44.6	43.6
13/10/2024	0:19	44.3		45.0	43.8
13/10/2024	0:24	44.5		45.4	43.7
13/10/2024	0:29	44.4		45.3	43.5
13/10/2024	0:34	44.8		46.3	43.4
13/10/2024	0:39	45.4		47.3	43.7
13/10/2024	0:44	46.5	45.3	48.1	44.0
13/10/2024	0:49	44.7		46.8	42.9
13/10/2024	0:54	44.6		46.4	42.9
13/10/2024	0:59	45.5		47.0	43.7
13/10/2024	1:04	45.9		47.2	43.6
13/10/2024	1:09	44.7		45.8	43.3
13/10/2024	1:14	45.8	45.4	47.5	44.4
13/10/2024	1:19	45.6		47.2	43.7
13/10/2024	1:24	45.6		46.7	43.9
13/10/2024	1:29	44.7		45.9	43.3
13/10/2024	1:34	45.2		46.2	44.2
13/10/2024	1:39	44.1		44.9	43.2
13/10/2024	1:44	44.4	45.4	46.2	42.7
13/10/2024	1:49	48.6		51.5	43.4
13/10/2024	1:54	43.9		44.7	43.2
13/10/2024	1:59	43.7		45.0	42.3
13/10/2024	2:04	44.2		45.1	43.2
13/10/2024	2:09	45.9		47.5	44.2
13/10/2024	2:14	44.6	45.1	46.1	43.0
13/10/2024	2:19	46.3		48.4	44.2
13/10/2024	2:24	44.3		45.1	43.3
13/10/2024	2:29	44.9		46.4	43.4
13/10/2024	2:34	43.4		43.9	43.0
13/10/2024	2:39	43.2		43.7	42.8
13/10/2024	2:44	43.6	43.4	44.0	43.0
13/10/2024	2:49	44.3		45.2	42.8
13/10/2024	2:54	42.5		42.8	42.2
13/10/2024	2:59	43.4		44.2	42.4
13/10/2024	3:04	45.3		45.5	42.4
13/10/2024	3:09	46.5		50.3	42.7
13/10/2024	3:14	44.4	44.6	45.7	43.2
13/10/2024	3:19	43.8		44.3	43.3
13/10/2024	3:24	43.5		43.9	43.1
13/10/2024	3:29	43.2		43.5	42.9
13/10/2024	3:34	43.0		43.2	42.8
13/10/2024	3:39	43.5		44.6	42.8
13/10/2024	3:44	44.0	46.8	44.5	43.3
13/10/2024	3:49	44.2		44.6	43.8
13/10/2024	3:54	47.3		48.1	43.9
13/10/2024	3:59	51.4		54.9	44.7
13/10/2024	4:04	50.3		54.3	42.8
13/10/2024	4:09	42.8		43.1	42.3
13/10/2024	4:14	43.7	45.6	43.8	43.1
13/10/2024	4:19	44.0		44.5	43.4
13/10/2024	4:24	43.7		44.2	43.2
13/10/2024	4:29	43.3		43.6	43.0
13/10/2024	4:34	43.4		43.9	43.0
13/10/2024	4:39	43.4		43.9	43.1
13/10/2024	4:44	43.5	43.6	44.0	43.0
13/10/2024	4:49	43.6		43.8	43.2
13/10/2024	4:54	43.9		44.3	43.4
13/10/2024	4:59	43.6		44.4	43.0
13/10/2024	5:04	43.0		43.5	42.2
13/10/2024	5:09	44.3		47.8	42.0
13/10/2024	5:14	42.7	43.4	43.2	42.2
13/10/2024	5:19	42.6		42.9	42.3
13/10/2024	5:24	43.8		44.5	43.1
13/10/2024	5:29	43.6		44.3	42.9
13/10/2024	5:34	43.1		43.8	42.6
13/10/2024	5:39	42.8		43.2	42.4
13/10/2024	5:44	42.8	42.8	43.9	42.0
13/10/2024	5:49	42.4		43.0	41.9
13/10/2024	5:54	43.0		43.5	42.6
13/10/2024	5:59	42.4		44.0	41.3
13/10/2024	6:04	42.8		43.6	42.1
13/10/2024	6:09	42.1		43.7	41.1
13/10/2024	6:14	45.7	43.8	48.3	41.7
13/10/2024	6:19	42.7		43.5	41.8
13/10/2024	6:24	42.7		43.0	42.3
13/10/2024	6:29	45.4		47.4	42.2
13/10/2024	6:34	43.0		43.3	42.2
13/10/2024	6:39	43.8		46.8	42.0
13/10/2024	6:44	45.2	44.6	47.8	42.9
13/10/2024	6:49	45.3		48.1	42.5
13/10/2024	6:54	44.4		47.5	42.1
13/10/2024	6:59	45.3		47.7	42.2

13/10/2024	23:04	46.7		48.3	42.5
13/10/2024	23:09	45.7		48.0	42.4
13/10/2024	23:14	44.1	44.5	45.8	42.2
13/10/2024	23:19	43.6		45.4	42.0
13/10/2024	23:24	43.5		45.5	41.4
13/10/2024	23:29	41.5		42.3	40.5
13/10/2024	23:34	41.2		41.6	40.3
13/10/2024	23:39	41.0		41.6	40.1
13/10/2024	23:44	40.5	41.7	41.6	39.8
13/10/2024	23:49	40.9		41.6	40.0
13/10/2024	23:54	41.1		41.6	40.4
13/10/2024	23:59	44.2		47.7	41.4
		Mean	44.4		
		Maximum	46.8		
		Minimum	41.7		

Station: CM19

Date	Start Time	Leq (5mins)	Leq (30mins)	L10 (5mins)	L90 (5mins)
14/10/2024	0:04	42.4	42.2	44.3	40.8
14/10/2024	0:09	42.7		44.1	41.3
14/10/2024	0:14	41.7		42.3	41.1
14/10/2024	0:19	43.3		45.2	41.2
14/10/2024	0:24	41.4		42.8	40.5
14/10/2024	0:29	41.4		42.1	40.3
14/10/2024	0:34	40.3	40.9	40.8	39.8
14/10/2024	0:39	40.7		41.2	40.2
14/10/2024	0:44	40.6		41.2	39.9
14/10/2024	0:49	41.3		41.5	39.9
14/10/2024	0:54	40.1		40.5	39.7
14/10/2024	0:59	42.1		43.5	39.9
14/10/2024	1:04	41.9	40.8	44.4	40.0
14/10/2024	1:09	39.7		40.0	39.2
14/10/2024	1:14	41.2		42.3	40.1
14/10/2024	1:19	40.8		41.6	39.6
14/10/2024	1:24	39.8		40.0	39.5
14/10/2024	1:29	40.9		43.2	39.1
14/10/2024	1:34	39.4	39.8	40.1	39.0
14/10/2024	1:39	39.5		39.6	39.1
14/10/2024	1:44	39.4		39.7	39.2
14/10/2024	1:49	39.8		40.1	39.5
14/10/2024	1:54	40.0		40.4	39.6
14/10/2024	1:59	40.6		41.3	39.7
14/10/2024	2:04	40.1	40.3	40.5	39.7
14/10/2024	2:09	39.6		40.1	39.1
14/10/2024	2:14	40.2		40.7	39.6
14/10/2024	2:19	41.0		41.6	40.0
14/10/2024	2:24	40.8		41.5	39.8
14/10/2024	2:29	40.0		40.3	39.4
14/10/2024	2:34	40.7	41.7	42.5	39.5
14/10/2024	2:39	40.6		41.1	39.5
14/10/2024	2:44	39.8		40.2	39.4
14/10/2024	2:49	42.0		44.8	40.3
14/10/2024	2:54	44.4		45.8	42.8
14/10/2024	2:59	41.0		41.5	40.5
14/10/2024	3:04	43.2	55.7	46.1	40.1
14/10/2024	3:09	52.5		54.7	40.3
14/10/2024	3:14	63.0		63.9	41.6
14/10/2024	3:19	42.3		43.5	41.1
14/10/2024	3:24	41.4		42.7	40.3
14/10/2024	3:29	40.7		41.1	40.4
14/10/2024	3:34	40.8	40.4	41.5	40.1
14/10/2024	3:39	40.8		41.6	39.7
14/10/2024	3:44	39.8		40.2	39.4
14/10/2024	3:49	40.5		41.1	39.7
14/10/2024	3:54	40.4		41.1	39.9
14/10/2024	3:59	40.3		40.6	39.9
14/10/2024	4:04	40.7	40.9	41.3	40.1
14/10/2024	4:09	41.2		42.1	40.6
14/10/2024	4:14	40.0		40.6	39.4
14/10/2024	4:19	40.3		40.7	39.8
14/10/2024	4:24	41.4		42.6	40.4
14/10/2024	4:29	41.5		42.2	40.7
14/10/2024	4:34	41.0	41.8	41.6	40.4
14/10/2024	4:39	41.9		43.3	39.7
14/10/2024	4:44	42.2		45.0	40.4
14/10/2024	4:49	41.9		43.2	40.3
14/10/2024	4:54	41.9		43.0	40.5
14/10/2024	4:59	41.7		42.5	40.6
14/10/2024	5:04	42.5	42.0	43.4	40.8
14/10/2024	5:09	41.6		43.5	40.1
14/10/2024	5:14	41.8		43.5	40.3
14/10/2024	5:19	41.9		43.6	40.2
14/10/2024	5:24	42.4		42.9	41.7
14/10/2024	5:29	41.8		42.5	41.2
14/10/2024	5:34	41.6	41.7	42.3	40.6
14/10/2024	5:39	42.6		43.5	41.5
14/10/2024	5:44	42.4		44.2	40.8
14/10/2024	5:49	41.1		41.7	40.6
14/10/2024	5:54	41.2		41.7	40.5
14/10/2024	5:59	41.3		41.9	40.8
14/10/2024	6:04	41.4	42.4	41.9	40.9
14/10/2024	6:09	43.8		46.0	41.0
14/10/2024	6:14	42.6		44.3	41.2
14/10/2024	6:19	41.9		42.3	41.5
14/10/2024	6:24	42.2		42.6	41.8
14/10/2024	6:29	42.2		43.2	41.3
14/10/2024	6:34	42.3	43.4	44.1	40.9
14/10/2024	6:39	41.2		41.6	40.7
14/10/2024	6:44	40.8		41.3	40.5
14/10/2024	6:49	47.8		52.8	40.9
14/10/2024	6:54	41.5		42.3	40.7
14/10/2024	6:59	41.4		42.0	40.9
14/10/2024	23:04	49.1	49.6	50.1	48.0
14/10/2024	23:09	49.2		50.4	48.1
14/10/2024	23:14	48.7		49.8	47.7
14/10/2024	23:19	49.2		50.1	48.1
14/10/2024	23:24	50.9		52.3	49.2
14/10/2024	23:29	50.2		51.5	48.6
14/10/2024	23:34	50.2	49.2	52.0	48.5
14/10/2024	23:39	49.0		50.3	47.8
14/10/2024	23:44	48.7		49.8	47.2
14/10/2024	23:49	48.9		50.5	47.1
14/10/2024	23:54	49.3		50.9	47.5
14/10/2024	23:59	49.1		50.0	47.9
		Mean	43.3		
		Maximum	55.7		
		Minimum	39.8		

Date	Start Time	Leq (5mins)	Leq (30mins)	L10 (5mins)	L90 (5mins)
15/10/2024	0:04	47.4	49.8	48.7	45.9
15/10/2024	0:09	48.3		49.2	47.3
15/10/2024	0:14	51.2		51.6	47.5
15/10/2024	0:19	49.9		51.9	48.0
15/10/2024	0:24	50.5		52.1	49.0
15/10/2024	0:29	50.3		51.7	49.0
15/10/2024	0:34	49.7	50.8	51.5	47.8
15/10/2024	0:39	50.4		51.4	48.0
15/10/2024	0:44	49.6		51.2	48.0
15/10/2024	0:49	51.2		52.8	48.9
15/10/2024	0:54	52.4		53.7	50.4
15/10/2024	0:59	51.1		52.7	48.8
15/10/2024	1:04	50.2	50.1	51.8	48.6
15/10/2024	1:09	51.3		52.5	49.1
15/10/2024	1:14	49.4		50.3	48.4
15/10/2024	1:19	48.3		49.9	46.6
15/10/2024	1:24	49.9		51.7	47.8
15/10/2024	1:29	51.1		52.4	49.6
15/10/2024	1:34	49.2	49.0	50.5	47.6
15/10/2024	1:39	49.4		50.5	48.4
15/10/2024	1:44	48.9		50.1	47.8
15/10/2024	1:49	49.2		50.5	47.9
15/10/2024	1:54	48.7		49.4	47.8
15/10/2024	1:59	48.6		49.4	47.9
15/10/2024	2:04	48.2	48.2	49.0	47.1
15/10/2024	2:09	48.1		49.2	47.0
15/10/2024	2:14	48.4		49.7	47.2
15/10/2024	2:19	48.7		50.8	46.7
15/10/2024	2:24	48.0		49.0	47.1
15/10/2024	2:29	47.8		48.9	46.9
15/10/2024	2:34	51.6	49.4	54.8	46.7
15/10/2024	2:39	51.0		52.8	46.9
15/10/2024	2:44	47.8		48.4	46.9
15/10/2024	2:49	48.8		50.4	47.3
15/10/2024	2:54	47.9		49.1	46.8
15/10/2024	2:59	46.9		47.9	46.1
15/10/2024	3:04	48.8	48.6	51.0	46.2
15/10/2024	3:09	48.2		49.0	47.3
15/10/2024	3:14	48.5		49.6	47.1
15/10/2024	3:19	47.9		49.0	47.0
15/10/2024	3:24	49.7		50.7	48.3
15/10/2024	3:29	48.4		49.6	46.9
15/10/2024	3:34	49.1	48.9	51.4	46.7
15/10/2024	3:39	49.6		51.0	48.0
15/10/2024	3:44	49.1		50.2	47.7
15/10/2024	3:49	48.2		49.4	47.1
15/10/2024	3:54	48.3		49.8	47.0
15/10/2024	3:59	49.1		50.6	47.2
15/10/2024	4:04	50.4	50.4	53.3	47.4
15/10/2024	4:09	48.1		49.3	47.0
15/10/2024	4:14	50.7		52.5	48.3
15/10/2024	4:19	50.0		51.6	48.4
15/10/2024	4:24	50.6		51.6	49.6
15/10/2024	4:29	52.0		54.2	49.4
15/10/2024	4:34	52.4	51.8	54.9	49.4
15/10/2024	4:39	52.0		55.1	48.7
15/10/2024	4:44	52.6		54.8	48.6
15/10/2024	4:49	51.2		52.9	48.8
15/10/2024	4:54	51.5		54.3	49.1
15/10/2024	4:59	50.9		52.4	49.1
15/10/2024	5:04	53.4	51.9	54.9	48.3
15/10/2024	5:09	49.4		50.4	48.6
15/10/2024	5:14	51.9		54.2	48.4
15/10/2024	5:19	52.1		53.6	49.3
15/10/2024	5:24	51.6		53.2	48.7
15/10/2024	5:29	52.1		53.8	49.3
15/10/2024	5:34	52.0	54.1	54.6	49.0
15/10/2024	5:39	49.9		51.1	48.1
15/10/2024	5:44	51.3		54.0	48.1
15/10/2024	5:49	54.1		57.0	49.1
15/10/2024	5:54	53.4		56.0	50.6
15/10/2024	5:59	58.3		60.9	54.0
15/10/2024	6:04	58.9	60.1	62.3	52.8
15/10/2024	6:09	60.1		62.9	52.4
15/10/2024	6:14	58.2		62.3	50.9
15/10/2024	6:19	58.8		62.5	49.4
15/10/2024	6:24	61.2		64.6	49.2
15/10/2024	6:29	62.1		64.4	58.9
15/10/2024	6:34	57.9	65.8	61.9	48.4
15/10/2024	6:39	70.1		74.0	61.9
15/10/2024	6:44	67.5		70.3	62.9
15/10/2024	6:49	65.2		68.4	58.0
15/10/2024	6:54	63.4		66.0	55.2
15/10/2024	6:59	59.6		63.0	51.2
15/10/2024	23:04	49.9	52.3	51.0	48.0
15/10/2024	23:09	48.2		49.0	47.1
15/10/2024	23:14	47.8		48.7	46.9
15/10/2024	23:19	51.5		55.5	46.8
15/10/2024	23:24	54.9		56.0	53.4
15/10/2024	23:29	55.3		56.0	54.7
15/10/2024	23:34	55.3	54.0	56.0	54.6
15/10/2024	23:39	55.5		56.1	54.6
15/10/2024	23:44	55.4		56.2	54.6
15/10/2024	23:49	54.3		55.9	51.0
15/10/2024	23:54	49.7		52.2	47.5
15/10/2024	23:59	50.7		52.1	49.1
		Mean	52.2		
		Maximum	65.8		
		Minimum	48.2		

Date	Start Time	Leq (5mins)	Leq (30mins)	L10 (5mins)	L90 (5mins)
16/10/2024	0:04	51.1	50.0	53.0	48.5
16/10/2024	0:09	49.5		50.7	48.0
16/10/2024	0:14	50.4		52.2	47.9
16/10/2024	0:19	48.8		49.7	47.5
16/10/2024	0:24	49.2		51.1	47.9
16/10/2024	0:29	50.3		52.0	48.1
16/10/2024	0:34	49.2	50.1	50.9	47.3
16/10/2024	0:39	50.9		53.4	47.5
16/10/2024	0:44	50.9		52.3	47.7
16/10/2024	0:49	48.7		49.9	46.4
16/10/2024	0:54	50.3		51.6	47.6
16/10/2024	0:59	50.2		51.3	49.1
16/10/2024	1:04	52.5	55.8	55.6	48.9
16/10/2024	1:09	52.3		54.8	48.6
16/10/2024	1:14	53.1		56.1	49.5
16/10/2024	1:19	52.6		54.8	49.9
16/10/2024	1:24	52.3		54.8	49.4
16/10/2024	1:29	61.4		65.4	50.0
16/10/2024	1:34	50.8	50.8	52.7	48.8
16/10/2024	1:39	51.7		53.7	48.6
16/10/2024	1:44	51.1		53.0	49.0
16/10/2024	1:49	50.8		52.7	48.7
16/10/2024	1:54	50.3		51.4	48.5
16/10/2024	1:59	50.1		50.8	49.4
16/10/2024	2:04	52.0	51.0	52.7	49.4
16/10/2024	2:09	50.7		53.0	48.7
16/10/2024	2:14	49.3		50.6	48.1
16/10/2024	2:19	50.8		52.2	48.5
16/10/2024	2:24	50.4		51.6	48.7
16/10/2024	2:29	52.1		54.2	49.3
16/10/2024	2:34	59.9	57.9	64.7	49.2
16/10/2024	2:39	59.6		65.4	50.3
16/10/2024	2:44	60.2		66.6	47.9
16/10/2024	2:49	49.8		51.7	47.9
16/10/2024	2:54	49.6		50.5	48.5
16/10/2024	2:59	57.3		61.5	49.1
16/10/2024	3:04	53.7	53.8	57.6	49.5
16/10/2024	3:09	52.0		54.8	48.8
16/10/2024	3:14	50.6		52.0	48.1
16/10/2024	3:19	49.1		49.6	48.1
16/10/2024	3:24	51.9		53.7	48.8
16/10/2024	3:29	58.5		63.4	49.2
16/10/2024	3:34	52.3	50.5	56.3	48.5
16/10/2024	3:39	50.3		51.9	47.5
16/10/2024	3:44	50.3		52.2	48.5
16/10/2024	3:49	49.9		50.7	48.4
16/10/2024	3:54	49.7		50.3	48.2
16/10/2024	3:59	49.7		51.4	48.3
16/10/2024	4:04	49.8	51.1	51.1	48.3
16/10/2024	4:09	52.9		54.8	48.4
16/10/2024	4:14	51.5		54.1	48.1
16/10/2024	4:19	50.6		53.3	47.9
16/10/2024	4:24	50.7		52.8	47.7
16/10/2024	4:29	50.1		51.8	48.2
16/10/2024	4:34	49.3	49.4	51.2	47.9
16/10/2024	4:39	49.3		50.9	47.3
16/10/2024	4:44	47.6		48.7	46.6
16/10/2024	4:49	51.1		53.9	48.2
16/10/2024	4:54	48.7		49.5	47.8
16/10/2024	4:59	49.8		52.0	47.8
16/10/2024	5:04	51.8	50.3	52.2	48.8
16/10/2024	5:09	50.3		51.5	48.9
16/10/2024	5:14	51.1		53.3	48.6
16/10/2024	5:19	49.4		50.2	48.5
16/10/2024	5:24	49.3		50.4	48.2
16/10/2024	5:29	49.4		50.8	47.9
16/10/2024	5:34	50.2	50.3	52.6	48.4
16/10/2024	5:39	49.7		50.7	48.4
16/10/2024	5:44	51.3		53.6	47.9
16/10/2024	5:49	50.1		51.9	48.3
16/10/2024	5:54	49.9		51.5	48.5
16/10/2024	5:59	50.3		51.7	48.4
16/10/2024	6:04	50.3	50.0	51.6	48.4
16/10/2024	6:09	51.4		52.8	49.5
16/10/2024	6:14	50.9		52.2	49.1
16/10/2024	6:19	49.4		50.7	48.1
16/10/2024	6:24	47.9		48.7	47.0
16/10/2024	6:29	49.0		49.8	48.1
16/10/2024	6:34	49.4	52.0	50.1	48.7
16/10/2024	6:39	51.2		52.3	49.5
16/10/2024	6:44	53.4		57.3	49.2
16/10/2024	6:49	54.6		57.8	48.9
16/10/2024	6:54	50.0		51.1	48.8
16/10/2024	6:59	51.3		52.9	49.4
		Mean	51.6		
		Maximum	57.9		
		Minimum	49.4		

Summary of Noise Monitoring Results during 23:00 - 07:00 on the next day at CM19	
	Leq (30mins)
Mean	48.0
Maximum	65.8
Minimum	39.8

Appendix 3-2-16 Baseline Noise Monitoring Data at CM20

Station: CM20

Date	Start Time	Leq (5mins)	Leq (30mins)	L10 (5mins)	L90 (5mins)
13/09/2024	12:54	58.9		64.3	56.0
13/09/2024	12:59	58.4		60.0	55.5
13/09/2024	13:04	58.3	58.9	60.2	55.4
13/09/2024	13:09	60.1		63.3	55.2
13/09/2024	13:14	58.8		61.6	55.1
13/09/2024	13:19	58.8		60.9	55.2
13/09/2024	13:24	58.9		60.8	55.1
13/09/2024	13:29	58.3		61.1	55.2
13/09/2024	13:34	60.0	59.3	63.0	56.6
13/09/2024	13:39	60.1		62.2	56.5
13/09/2024	13:44	58.6		60.1	55.4
13/09/2024	13:49	59.8		62.3	55.2
13/09/2024	13:54	59.1		60.8	55.5
13/09/2024	13:59	60.1		61.0	55.2
13/09/2024	14:04	56.8	58.2	57.7	55.1
13/09/2024	14:09	57.4		58.6	55.3
13/09/2024	14:14	57.6		58.8	55.7
13/09/2024	14:19	57.1		58.5	55.1
13/09/2024	14:24	58.0		60.1	55.1
13/09/2024	14:29	59.9		62.1	55.5
13/09/2024	14:34	58.4	59.0	60.6	54.9
13/09/2024	14:39	60.1		61.9	55.9
13/09/2024	14:44	58.8		60.3	55.3
13/09/2024	14:49	58.5		60.4	55.1
13/09/2024	14:54	59.7		60.9	56.0
13/09/2024	14:59	58.7		61.0	54.9
13/09/2024	15:04	60.9	60.4	63.0	55.0
13/09/2024	15:09	62.8		63.7	56.1
13/09/2024	15:14	60.4		61.7	54.4
13/09/2024	15:19	58.2		60.5	52.1
13/09/2024	15:24	56.4		58.6	51.2
13/09/2024	15:29	55.8		58.0	51.7
13/09/2024	15:34	59.3	57.4	62.1	56.0
13/09/2024	15:39	56.8		60.2	51.2
13/09/2024	15:44	58.2		61.1	51.9
13/09/2024	15:49	56.7		59.1	52.3
13/09/2024	15:54	56.4		58.8	52.1
13/09/2024	15:59	59.3		61.4	51.4
13/09/2024	16:04	58.3	59.0	63.2	51.6
13/09/2024	16:09	62.5		68.2	51.6
13/09/2024	16:14	57.8		61.1	51.3
13/09/2024	16:19	55.8		58.0	51.4
13/09/2024	16:24	57.1		60.9	51.3
13/09/2024	16:29	53.7		55.3	51.3
13/09/2024	16:34	56.8	59.9	57.9	51.4
13/09/2024	16:39	64.0		66.7	51.6
13/09/2024	16:44	59.6		63.1	52.0
13/09/2024	16:49	60.7		61.3	53.9
13/09/2024	16:54	64.5		67.0	59.4
13/09/2024	16:59	61.9		66.1	54.2
13/09/2024	17:04	60.3	62.9	65.1	52.2
13/09/2024	17:09	64.1		65.6	51.9
13/09/2024	17:14	61.1		64.0	51.8
13/09/2024	17:19	63.6		66.7	51.7
13/09/2024	17:24	67.5		68.4	52.1
13/09/2024	17:29	65.3		66.0	51.5
13/09/2024	17:34	59.2	62.6	59.6	51.2
13/09/2024	17:39	58.8		63.9	51.3
13/09/2024	17:44	52.4		53.4	51.2
13/09/2024	17:49	53.3		55.2	51.2
13/09/2024	17:54	54.1		55.6	51.8
13/09/2024	17:59	52.9		53.0	51.7
13/09/2024	18:04	52.2	53.2	52.8	51.5
13/09/2024	18:09	52.4		53.0	51.6
13/09/2024	18:14	53.7		54.8	51.9
13/09/2024	18:19	53.8		54.6	51.7
13/09/2024	18:24	54.1		54.5	52.7
13/09/2024	18:29	59.1		62.9	53.6
13/09/2024	18:34	66.1	69.7	67.6	64.0
13/09/2024	18:39	65.7		67.2	63.4
13/09/2024	18:44	69.8		71.4	67.1
13/09/2024	18:49	75.8		77.6	73.4
13/09/2024	18:54	75.8		76.7	74.3
13/09/2024	18:59	77.2		80.0	73.9
		Mean	60.0		
		Maximum	69.7		
		Minimum	53.2		

Date	Start Time	Leq (5mins)	Leq (30mins)	L10 (5mins)	L90 (5mins)
14/09/2024	7:04	56.9		57.0	50.8
14/09/2024	7:09	53.4		54.9	51.7
14/09/2024	7:14	56.1	56.7	59.4	52.4
14/09/2024	7:19	59.5		63.7	52.2
14/09/2024	7:24	56.2		60.0	52.9
14/09/2024	7:29	55.8		58.8	52.3
14/09/2024	7:34	55.1		56.5	52.6
14/09/2024	7:39	56.0		56.4	53.2
14/09/2024	7:44	53.9	55.1	55.2	52.0
14/09/2024	7:49	55.1		56.2	52.8
14/09/2024	7:54	54.9		55.3	53.0
14/09/2024	7:59	55.6		57.7	53.1
14/09/2024	8:04	57.1		59.6	53.4
14/09/2024	8:09	56.4		57.2	51.9
14/09/2024	8:14	57.8	57.1	60.7	53.4
14/09/2024	8:19	56.9		58.4	52.7
14/09/2024	8:24	55.4		57.0	52.4
14/09/2024	8:29	58.3		59.9	54.9
14/09/2024	8:34	57.2		58.6	53.3
14/09/2024	8:39	60.3		62.4	52.9
14/09/2024	8:44	62.3	59.0	63.2	56.2
14/09/2024	8:49	57.6		58.8	52.2
14/09/2024	8:54	56.0		58.4	52.6
14/09/2024	8:59	57.0		59.2	54.4
14/09/2024	9:04	57.2		59.8	53.6
14/09/2024	9:09	55.0		56.9	52.0
14/09/2024	9:14	58.3	57.7	59.3	55.1
14/09/2024	9:19	59.8		59.8	54.8
14/09/2024	9:24	58.1		60.1	53.9
14/09/2024	9:29	56.4		58.2	53.6
14/09/2024	9:34	55.0		56.8	53.5
14/09/2024	9:39	55.1		56.1	53.5
14/09/2024	9:44	54.6	54.6	55.7	53.3
14/09/2024	9:49	54.2		54.8	53.4
14/09/2024	9:54	54.0		54.2	53.2
14/09/2024	9:59	54.3		55.0	52.9
14/09/2024	10:04	56.3		58.8	53.3
14/09/2024	10:09	57.8		60.9	54.1
14/09/2024	10:14	55.4	56.1	57.1	53.3
14/09/2024	10:19	55.3		57.1	53.5
14/09/2024	10:24	55.3		57.3	53.6
14/09/2024	10:29	56.0		57.9	53.8
14/09/2024	10:34	55.4		57.2	53.2
14/09/2024	10:39	55.9		57.6	54.2
14/09/2024	10:44	55.1	55.1	57.1	53.4
14/09/2024	10:49	56.1		57.6	54.3
14/09/2024	10:54	53.6		54.2	52.7
14/09/2024	10:59	54.2		55.3	52.9
14/09/2024	11:04	53.2		53.6	52.7
14/09/2024	11:09	53.5		53.9	52.9
14/09/2024	11:14	52.9	54.0	53.4	52.1
14/09/2024	11:19	52.8		53.5	51.9
14/09/2024	11:24	54.1		54.8	51.6
14/09/2024	11:29	56.3		59.6	51.6
14/09/2024	11:34	57.0		61.2	52.1
14/09/2024	11:39	53.8		53.9	51.7
14/09/2024	11:44	54.7	54.6	55.4	51.8
14/09/2024	11:49	52.9		53.7	51.9
14/09/2024	11:54	52.7		54.1	51.1
14/09/2024	11:59	54.7		56.0	50.9
14/09/2024	12:04	56.4		57.1	51.5
14/09/2024	12:09	57.7		57.8	52.1
14/09/2024	12:14	61.6	63.4	64.2	57.3
14/09/2024	12:19	66.1		67.8	62.4
14/09/2024	12:24	66.1		68.0	63.1
14/09/2024	12:29	63.9		66.3	58.5
14/09/2024	12:34	58.6		61.3	55.5
14/09/2024	12:39	58.5		60.2	55.3
14/09/2024	12:44	59.5	58.6	61.8	55.9
14/09/2024	12:49	59.7		61.3	56.2
14/09/2024	12:54	58.0		60.0	55.5
14/09/2024	12:59	56.8		58.8	54.9
14/09/2024	13:04	57.6		60.1	54.8
14/09/2024	13:09	58.5		60.7	54.8
14/09/2024	13:14	58.3	57.5	60.1	54.9
14/09/2024	13:19	57.5		59.7	54.8
14/09/2024	13:24	56.5		57.7	55.1
14/09/2024	13:29	56.4		57.7	55.1
14/09/2024	13:34	57.0		58.3	55.5
14/09/2024	13:39	58.0		59.3	56.7
14/09/2024	13:44	59.0	58.5	60.6	56.4
14/09/2024	13:49	57.2		58.6	55.2
14/09/2024	13:54	58.2		59.0	55.5
14/09/2024	13:59	60.7		62.7	56.0
14/09/2024	14:04	62.4		63.8	59.2
14/09/2024	14:09	61.5		63.7	56.5
14/09/2024	14:14	60.6	59.9	63.2	55.4
14/09/2024	14:19	57.9		60.8	52.0
14/09/2024	14:24	55.8		58.7	51.7
14/09/2024	14:29	57.5		61.7	51.7
14/09/2024	14:34	56.2		59.9	51.5
14/09/2024	14:39	56.3		59.7	51.5
14/09/2024	14:44	54.0	56.0	55.3	51.2
14/09/2024	14:49	52.5		53.1	50.3
14/09/2024	14:54	59.7		60.1	50.4
14/09/2024	14:59	52.7		53.3	50.4
14/09/2024	15:04	54.6		56.7	50.9
14/09/2024	15:09	55.3		58.7	51.0
14/09/2024	15:14	54.5	54.6	57.3	51.0
14/09/2024	15:19	54.5		57.1	51.0
14/09/2024	15:24	53.9		56.2	51.0
14/09/2024	15:29	54.6		56.2	51.1
14/09/2024	15:34	55.7		58.2	50.6
14/09/2024	15:39	55.2		57.3	50.8
14/09/2024	15:44	53.9	55.2	56.6	51.2
14/09/2024	15:49	54.6		57.9	51.2
14/09/2024	15:54	54.7		57.9	51.4
14/09/2024	15:59	56.4		58.6	52.2
14/09/2024	16:04	55.8		58.9	51.3
14/09/2024	16:09	56.4		59.4	51.1
14/09/2024	16:14	53.6	55.1	54.2	50.9
14/09/2024	16:19	55.0		56.6	52.2
14/09/2024	16:24	53.6		54.7	52.0
14/09/2024	16:29	55.6		56.5	52.2
14/09/2024	16:34	53.6		54.2	51.9
14/09/2024	16:39	55.3		57.3	51.7
14/09/2024	16:44	53.3	53.8	53.5	51.6
14/09/2024	16:49	53.2		53.6	50.8
14/09/2024	16:54	54.6		56.3	51.1
14/09/2024	16:59	52.2		53.2	46.9
14/09/2024	17:04	52.7		53.6	51.0
14/09/2024	17:09	61.5		64.9	51.2
14/09/2024	17:14	64.6	60.8	66.9	59.1
14/09/2024	17:19	61.4		64.4	56.7
14/09/2024	17:24	60.2		63.2	51.2
14/09/2024	17:29	54.1		54.6	50.7
14/09/2024	17:34	57.1		60.1	50.9
14/09/2024	17:39	52.0		52.3	50.6
14/09/2024	17:44	51.5	53.3	52.1	50.7
14/09/2024	17:49	51.5		52.4	50.5
14/09/2024	17:54	53.0		54.3	50.6
14/09/2024	17:59	51.5		52.4	50.5
14/09/2024	18:04	51.0		51.2	50.4
14/09/2024	18:09	51.5		54.3	50.5
14/09/2024	18:14	52.4	51.5	52.5	50.6
14/09/2024	18:19	51.7		52.3	50.5
14/09/2024	18:24	50.9		51.1	50.3
14/09/2024	18:29	51.1		51.3	50.4
14/09/2024	18:34	51.7		52.7	50.4
14/09/2024	18:39	51.5		52.2	50.6
14/09/2024	18:44	51.5	53.5	51.8	50.8
14/09/2024	18:49	52.4		54.7	50.7
14/09/2024	18:54	55.6		55.7	50.8
14/09/2024	18:59	55.6		55.7	54.6
		Mean	56.3		
		Maximum	63.4		
		Minimum	51.5		

Station: CM20

Date	Start Time	Leq (5mins)	Leq (30mins)	L10 (5mins)	L90 (5mins)
15/09/2024	7:04	52.4		52.9	49.8
15/09/2024	7:09	51.2		52.0	49.8
15/09/2024	7:14	51.9	52.1	52.5	50.9
15/09/2024	7:19	52.4		53.0	51.9
15/09/2024	7:24	52.5		53.1	51.9
15/09/2024	7:29	52.0		52.6	50.9
15/09/2024	7:34	51.5		52.2	50.7
15/09/2024	7:39	53.2		54.6	51.0
15/09/2024	7:44	52.4	52.2	52.9	51.1
15/09/2024	7:49	52.2		52.4	50.8
15/09/2024	7:54	52.1		53.0	50.8
15/09/2024	7:59	51.6		52.4	50.8
15/09/2024	8:04	51.8		52.2	51.1
15/09/2024	8:09	51.8		52.3	50.8
15/09/2024	8:14	52.4	51.9	53.2	51.0
15/09/2024	8:19	51.7		52.1	50.9
15/09/2024	8:24	51.9		52.4	50.7
15/09/2024	8:29	51.7		53.1	50.7
15/09/2024	8:34	52.4		53.3	50.9
15/09/2024	8:39	51.9		52.8	50.8
15/09/2024	8:44	53.1	52.4	53.7	51.0
15/09/2024	8:49	52.1		53.4	51.0
15/09/2024	8:54	52.9		54.8	51.1
15/09/2024	8:59	52.1		52.7	51.0
15/09/2024	9:04	51.7		52.5	50.8
15/09/2024	9:09	52.3		53.0	51.1
15/09/2024	9:14	53.0	52.5	53.6	52.2
15/09/2024	9:19	53.3		53.3	50.9
15/09/2024	9:24	52.1		52.4	50.8
15/09/2024	9:29	52.3		53.1	51.1
15/09/2024	9:34	52.0		52.9	51.0
15/09/2024	9:39	52.2		53.2	50.8
15/09/2024	9:44	50.8	52.5	51.7	49.9
15/09/2024	9:49	52.1		52.9	50.7
15/09/2024	9:54	53.5		54.1	52.8
15/09/2024	9:59	53.9		54.7	53.2
15/09/2024	10:04	53.6		54.1	52.9
15/09/2024	10:09	53.9		54.6	53.1
15/09/2024	10:14	54.7	54.3	55.0	53.0
15/09/2024	10:19	54.1		54.4	53.0
15/09/2024	10:24	54.2		54.6	53.5
15/09/2024	10:29	55.1		55.7	53.5
15/09/2024	10:34	54.3		54.8	53.5
15/09/2024	10:39	56.4		56.6	54.4
15/09/2024	10:44	56.9	56.4	58.5	55.8
15/09/2024	10:49	56.6		56.9	55.8
15/09/2024	10:54	56.6		56.9	56.0
15/09/2024	10:59	57.1		57.2	56.0
15/09/2024	11:04	57.3		57.4	56.0
15/09/2024	11:09	56.8		57.8	55.9
15/09/2024	11:14	56.7	56.7	56.7	55.4
15/09/2024	11:19	56.4		56.6	55.4
15/09/2024	11:24	56.8		57.1	55.5
15/09/2024	11:29	56.4		56.8	55.5
15/09/2024	11:34	55.9		56.3	55.4
15/09/2024	11:39	55.9		56.3	55.4
15/09/2024	11:44	56.6	56.3	57.4	55.5
15/09/2024	11:49	56.9		57.9	55.5
15/09/2024	11:54	56.5		57.1	55.5
15/09/2024	11:59	56.1		56.7	55.5
15/09/2024	12:04	59.6		60.0	55.6
15/09/2024	12:09	64.1		66.1	55.5
15/09/2024	12:14	64.3	62.7	67.2	55.5
15/09/2024	12:19	66.0		69.5	55.5
15/09/2024	12:24	56.7		57.4	55.3
15/09/2024	12:29	56.4		56.7	55.2
15/09/2024	12:34	58.0		58.7	55.2
15/09/2024	12:39	56.0		56.5	53.3
15/09/2024	12:44	53.9	54.9	54.9	52.2
15/09/2024	12:49	52.6		53.0	52.1
15/09/2024	12:54	52.9		53.3	52.2
15/09/2024	12:59	53.5		53.8	52.3
15/09/2024	13:04	52.9		53.2	52.2
15/09/2024	13:09	53.0		53.4	52.4
15/09/2024	13:14	53.2	53.0	53.9	52.4
15/09/2024	13:19	52.7		53.2	52.1
15/09/2024	13:24	52.8		52.9	51.3
15/09/2024	13:29	53.2		54.1	51.2
15/09/2024	13:34	52.8		53.8	51.2
15/09/2024	13:39	53.5		54.8	51.2
15/09/2024	13:44	53.6	53.0	55.7	51.1
15/09/2024	13:49	51.8		52.1	51.3
15/09/2024	13:54	53.7		53.7	51.4
15/09/2024	13:59	52.1		52.8	51.4
15/09/2024	14:04	51.9		52.4	51.2
15/09/2024	14:09	52.2		52.5	51.2
15/09/2024	14:14	52.0	52.2	52.9	51.2
15/09/2024	14:19	51.9		52.4	51.2
15/09/2024	14:24	52.5		53.5	51.4
15/09/2024	14:29	52.9		53.9	51.5
15/09/2024	14:34	51.1		51.6	50.6
15/09/2024	14:39	52.8		53.7	50.6
15/09/2024	14:44	54.4	52.6	55.8	50.7
15/09/2024	14:49	51.4		52.1	50.6
15/09/2024	14:54	52.1		52.8	50.7
15/09/2024	14:59	52.9		54.5	51.0
15/09/2024	15:04	53.9		55.0	51.1
15/09/2024	15:09	52.1		53.7	50.9
15/09/2024	15:14	52.2	52.8	53.5	51.0
15/09/2024	15:19	52.3		53.2	51.1
15/09/2024	15:24	53.2		53.3	51.9
15/09/2024	15:29	52.8		53.9	51.8
15/09/2024	15:34	55.8		56.7	52.0
15/09/2024	15:39	53.5		54.2	52.3
15/09/2024	15:44	53.3	53.4	54.5	51.6
15/09/2024	15:49	51.9		52.5	50.8
15/09/2024	15:54	51.5		52.2	50.4
15/09/2024	15:59	52.7		53.5	50.3
15/09/2024	16:04	51.1		52.3	50.2
15/09/2024	16:09	57.6		59.4	50.4
15/09/2024	16:14	53.4	53.7	54.7	50.2
15/09/2024	16:19	52.9		54.3	50.2
15/09/2024	16:24	51.7		52.6	50.3
15/09/2024	16:29	51.4		52.4	50.4
15/09/2024	16:34	53.6		55.1	50.3
15/09/2024	16:39	52.2		53.7	50.2
15/09/2024	16:44	55.5	56.1	55.5	50.1
15/09/2024	16:49	52.4		52.4	49.9
15/09/2024	16:54	61.1		65.1	50.7
15/09/2024	16:59	53.2		55.1	51.0
15/09/2024	17:04	57.2		58.5	53.0
15/09/2024	17:09	62.8		64.7	58.1
15/09/2024	17:14	59.7	58.9	61.1	51.4
15/09/2024	17:19	59.0		59.1	51.4
15/09/2024	17:24	55.6		58.0	51.3
15/09/2024	17:29	52.7		53.8	51.2
15/09/2024	17:34	51.9		52.7	50.6
15/09/2024	17:39	55.4		56.1	50.3
15/09/2024	17:44	52.0	52.4	53.4	50.1
15/09/2024	17:49	51.1		51.7	50.1
15/09/2024	17:54	51.2		51.4	50.2
15/09/2024	17:59	51.0		51.4	50.3
15/09/2024	18:04	53.3		53.5	50.6
15/09/2024	18:09	51.6		52.2	50.5
15/09/2024	18:14	50.9	53.7	51.6	50.0
15/09/2024	18:19	53.9		54.8	50.6
15/09/2024	18:24	55.6		56.5	54.0
15/09/2024	18:29	54.8		55.1	53.9
15/09/2024	18:34	57.8		58.2	54.0
15/09/2024	18:39	54.9		55.5	53.8
15/09/2024	18:44	54.5	55.3	54.8	53.8
15/09/2024	18:49	54.4		54.6	53.7
15/09/2024	18:54	54.2		54.5	53.6
15/09/2024	18:59	54.9		56.3	53.6
		Mean	54.3		
		Maximum	62.7		
		Minimum	51.9		

Date	Start Time	Leq (5mins)	Leq (30mins)	L10 (5mins)	L90 (5mins)
16/09/2024	7:04	50.8		52.2	48.2
16/09/2024	7:09	50.8		51.9	49.7
16/09/2024	7:14	52.9	51.4	54.7	50.1
16/09/2024	7:19	51.3		52.3	50.0
16/09/2024	7:24	50.4		51.0	48.1
16/09/2024	7:29	51.8		54.4	48.1
16/09/2024	7:34	51.5		54.6	48.1
16/09/2024	7:39	53.4		56.8	49.4
16/09/2024	7:44	54.6	55.8	57.8	49.7
16/09/2024	7:49	56.7		60.4	50.2
16/09/2024	7:54	56.7		58.2	49.7
16/09/2024	7:59	58.4		60.8	50.2
16/09/2024	8:04	56.8		60.4	50.2
16/09/2024	8:09	53.1		55.4	49.0
16/09/2024	8:14	56.5	56.2	58.5	49.1
16/09/2024	8:19	54.7		54.9	49.2
16/09/2024	8:24	56.5		59.9	50.1
16/09/2024	8:29	57.9		61.4	49.3
16/09/2024	8:34	55.7		56.4	49.8
16/09/2024	8:39	54.1		56.8	50.5
16/09/2024	8:44	51.1	54.0	52.9	48.7
16/09/2024	8:49	51.5		53.8	49.0
16/09/2024	8:54	56.1		58.9	49.0
16/09/2024	8:59	52.8		54.4	49.0
16/09/2024	9:04	52.7		55.8	49.2
16/09/2024	9:09	52.2		52.6	48.8
16/09/2024	9:14	50.6	51.4	51.3	48.9
16/09/2024	9:19	50.6		51.8	48.5
16/09/2024	9:24	50.0		51.1	48.9
16/09/2024	9:29	51.6		52.4	49.1
16/09/2024	9:34	51.0		53.1	48.3
16/09/2024	9:39	50.6		51.6	48.2
16/09/2024	9:44	49.7	50.8	50.7	48.1
16/09/2024	9:49	51.4		52.8	48.1
16/09/2024	9:54	50.2		50.4	48.0
16/09/2024	9:59	51.7		52.1	48.4
16/09/2024	10:04	53.6		55.1	48.7
16/09/2024	10:09	51.2		52.4	48.8
16/09/2024	10:14	50.9	52.2	51.9	48.5
16/09/2024	10:19	52.2		54.1	48.5
16/09/2024	10:24	52.8		55.4	49.0
16/09/2024	10:29	52.1		53.5	48.2
16/09/2024	10:34	51.3		52.6	48.8
16/09/2024	10:39	51.8		54.1	48.1
16/09/2024	10:44	56.1	53.3	56.6	48.4
16/09/2024	10:49	53.0		54.0	47.7
16/09/2024	10:54	53.5		54.1	51.3
16/09/2024	10:59	52.5		53.3	51.3
16/09/2024	11:04	53.5		54.0	51.2
16/09/2024	11:09	52.5		52.9	51.3
16/09/2024	11:14	50.8	51.5	51.5	49.6
16/09/2024	11:19	50.5		50.8	49.7
16/09/2024	11:24	50.4		51.3	49.6
16/09/2024	11:29	50.4		50.9	49.6
16/09/2024	11:34	50.6		51.1	49.5
16/09/2024	11:39	51.4		52.2	49.7
16/09/2024	11:44	51.7	51.1	52.8	49.9
16/09/2024	11:49	51.0		51.6	49.8
16/09/2024	11:54	51.1		51.9	49.8
16/09/2024	11:59	50.5		51.0	49.8
16/09/2024	12:04	50.4		51.0	49.5
16/09/2024	12:09	51.1		51.9	49.5
16/09/2024	12:14	51.0	53.2	51.4	49.6
16/09/2024	12:19	51.2		52.3	50.1
16/09/2024	12:24	51.9		53.4	50.4
16/09/2024	12:29	57.7		59.3	54.3
16/09/2024	12:34	56.3		58.8	54.1
16/09/2024	12:39	55.2		56.1	54.1
16/09/2024	12:44	55.2	55.8	56.3	54.1
16/09/2024	12:49	55.4		57.1	54.1
16/09/2024	12:54	56.0		57.5	54.3
16/09/2024	12:59	56.3		57.5	54.5
16/09/2024	13:04	55.7		56.9	54.5
16/09/2024	13:09	53.6		55.5	50.9
16/09/2024	13:14	54.7	54.3	57.6	50.8
16/09/2024	13:19	54.3		57.4	50.9
16/09/2024	13:24	53.4		55.4	50.7
16/09/2024	13:29	53.6		56.4	50.8
16/09/2024	13:34	53.2		55.1	50.3
16/09/2024	13:39	52.4		53.5	50.8
16/09/2024	13:44	53.3	54.2	54.8	51.2
16/09/2024	13:49	55.3		58.1	51.1
16/09/2024	13:54	54.8		56.6	51.3
16/09/2024	13:59	55.4		58.6	51.1
16/09/2024	14:04	52.8		54.1	50.7
16/09/2024	14:09	54.8		55.3	50.9
16/09/2024	14:14	53.4	53.9	55.0	50.8
16/09/2024	14:19	55.2		57.1	51.1
16/09/2024	14:24	54.5		57.7	50.8
16/09/2024	14:29	52.0		52.9	50.6
16/09/2024	14:34	51.3		52.5	50.3
16/09/2024	14:39	52.6		54.2	50.8
16/09/2024	14:44	52.1	51.5	53.0	50.1
16/09/2024	14:49	50.5		51.0	49.9
16/09/2024	14:54	50.9		51.4	50.1
16/09/2024	14:59	51.4		52.0	50.1
16/09/2024	15:04	54.8		57.3	50.8
16/09/2024	15:09	54.3		57.4	50.5
16/09/2024	15:14	54.7	54.4	57.5	50.8
16/09/2024	15:19	53.9		56.4	50.5
16/09/2024	15:24	55.0		57.3	50.7
16/09/2024	15:29	53.3		55.5	50.6
16/09/2024	15:34	55.0		57.9	51.9
16/09/2024	15:39	52.3		53.0	51.2
16/09/2024	15:44	52.3	53.5	53.2	51.2
16/09/2024	15:49	53.2		53.6	50.7
16/09/2024	15:54	54.6		56.4	50.8
16/09/2024	15:59	52.7		54.2	50.9
16/09/2024	16:04	53.8		56.4	51.0
16/09/2024	16:09	53.5		55.9	50.8
16/09/2024	16:14	51.5	53.3	52.6	50.3
16/09/2024	16:19	53.2		53.3	50.1
16/09/2024	16:24	53.3		54.5	50.3
16/09/2024	16:29	54.3		55.2	50.8
16/09/2024	16:34	53.8		55.5	50.1
16/09/2024	16:39	53.0		53.6	50.2
16/09/2024	16:44	62.6	61.6	64.0	50.2
16/09/2024	16:49	57.7		59.6	50.2
16/09/2024	16:54	64.1		65.6	50.2
16/09/2024	16:59	65.1		67.6	51.1
16/09/2024	17:04	72.8		75.1	51.4
16/09/2024	17:09	69.7		71.7	50.5
16/09/2024	17:14	66.3	70.7	68.5	50.4
16/09/2024	17:19	65.5		68.3	50.6
16/09/2024	17:24	75.2		79.0	51.2
16/09/2024	17:29	57.4		59.1	50.4
16/09/2024	17:34	60.8		61.4	50.6
16/09/2024	17:39	64.8		68.1	50.6
16/09/2024	17:44	63.2	64.0	67.2	50.7
16/09/2024	17:49	68.8		70.0	51.3
16/09/2024	17:54	58.0		61.4	51.5
16/09/2024	17:59	56.0		56.8	51.3
16/09/2024	18:04	53.1		53.7	51.1
16/09/2024	18:09	52.3		53.4	51.1
16/09/2024	18:14	51.7	53.7	52.5	50.7
16/09/2024	18:19	54.6		55.0	54.1
16/09/2024	18:24	54.7		55.1	54.0
16/09/2024	18:29	54.8		55.2	54.1
16/09/2024	18:34	54.9		55.2	54.3
16/09/2024	18:39	55.4		56.1	54.1
16/09/2024	18:44	54.6	54.7	55.1	54.0
16/09/2024	18:49	54.6		55.0	54.2
16/09/2024	18:54	54.4		54.7	53.9
16/09/2024	18:59	54.5		54.8	54.0
		Mean	54.9		
		Maximum	70.7		
		Minimum	50.8		

Station: CM20

Date	Start Time	Leq (5mins)	Leq (30mins)	L10 (5mins)	L90 (5mins)
17/09/2024	7:04	53.1		55.5	50.0
17/09/2024	7:09	51.4		52.2	49.4
17/09/2024	7:14	51.4	51.8	52.5	50.0
17/09/2024	7:19	51.7		52.8	50.5
17/09/2024	7:24	51.4		51.7	49.6
17/09/2024	7:29	51.4		52.2	50.3
17/09/2024	7:34	51.4		52.7	49.9
17/09/2024	7:39	52.0		53.3	49.9
17/09/2024	7:44	51.3	52.8	52.5	49.6
17/09/2024	7:49	52.7		54.3	50.3
17/09/2024	7:54	53.2		55.6	50.4
17/09/2024	7:59	55.0		57.9	50.0
17/09/2024	8:04	52.3		53.6	49.5
17/09/2024	8:09	51.9		53.6	49.2
17/09/2024	8:14	53.4	53.6	55.9	49.6
17/09/2024	8:19	54.3		57.8	50.0
17/09/2024	8:24	55.3		57.5	49.8
17/09/2024	8:29	53.2		55.9	50.1
17/09/2024	8:34	51.3		52.4	49.1
17/09/2024	8:39	52.2		53.9	49.4
17/09/2024	8:44	52.2	52.2	54.7	49.4
17/09/2024	8:49	53.5		55.2	49.6
17/09/2024	8:54	51.9		53.5	49.7
17/09/2024	8:59	52.0		54.9	49.1
17/09/2024	9:04	52.3		54.4	49.4
17/09/2024	9:09	55.0		58.3	50.1
17/09/2024	9:14	53.5	53.2	55.4	49.1
17/09/2024	9:19	53.3		56.5	50.1
17/09/2024	9:24	52.4		55.1	49.0
17/09/2024	9:29	51.8		53.0	49.0
17/09/2024	9:34	54.1		57.0	49.7
17/09/2024	9:39	50.5		52.6	48.4
17/09/2024	9:44	50.3	51.2	51.2	48.2
17/09/2024	9:49	50.2		50.9	48.2
17/09/2024	9:54	49.3		50.1	48.1
17/09/2024	9:59	51.1		51.9	49.2
17/09/2024	10:04	55.4		58.9	50.4
17/09/2024	10:09	53.9		57.3	49.7
17/09/2024	10:14	54.5	55.5	56.8	50.6
17/09/2024	10:19	54.7		58.2	49.5
17/09/2024	10:24	56.8		58.8	50.2
17/09/2024	10:29	56.7		57.6	50.4
17/09/2024	10:34	51.7		53.0	49.1
17/09/2024	10:39	50.3		51.8	48.6
17/09/2024	10:44	51.0	52.0	52.0	48.9
17/09/2024	10:49	52.2		52.9	51.4
17/09/2024	10:54	53.3		54.0	52.2
17/09/2024	10:59	53.0		53.3	51.9
17/09/2024	11:04	50.4		50.9	49.9
17/09/2024	11:09	51.8		58.1	50.1
17/09/2024	11:14	51.0	51.1	51.7	50.2
17/09/2024	11:19	51.1		51.9	50.2
17/09/2024	11:24	51.3		52.2	50.3
17/09/2024	11:29	50.8		51.3	50.0
17/09/2024	11:34	50.7		51.3	50.0
17/09/2024	11:39	50.9		51.4	50.1
17/09/2024	11:44	52.6	52.0	53.9	50.3
17/09/2024	11:49	53.2		53.9	50.7
17/09/2024	11:54	52.3		53.0	50.8
17/09/2024	11:59	51.8		52.6	50.7
17/09/2024	12:04	52.0		53.1	50.6
17/09/2024	12:09	53.4		54.5	51.4
17/09/2024	12:14	53.1	54.6	54.2	51.3
17/09/2024	12:19	53.9		54.9	51.7
17/09/2024	12:24	56.0		57.1	54.7
17/09/2024	12:29	57.1		57.5	55.0
17/09/2024	12:34	56.0		56.4	51.3
17/09/2024	12:39	58.2		59.7	51.9
17/09/2024	12:44	53.6	56.3	54.8	51.4
17/09/2024	12:49	58.0		61.0	51.1
17/09/2024	12:54	53.7		56.6	50.9
17/09/2024	12:59	56.1		60.3	51.7
17/09/2024	13:04	58.3		61.5	52.4
17/09/2024	13:09	55.6		58.7	52.4
17/09/2024	13:14	52.4	55.9	53.2	51.3
17/09/2024	13:19	55.1		56.4	51.2
17/09/2024	13:24	55.0		55.8	52.1
17/09/2024	13:29	56.6		57.9	54.8
17/09/2024	13:34	55.6		56.5	54.6
17/09/2024	13:39	52.8		55.2	50.7
17/09/2024	13:44	51.4	52.5	52.1	50.7
17/09/2024	13:49	51.4		52.2	50.5
17/09/2024	13:54	50.9		51.4	50.4
17/09/2024	13:59	50.8		51.8	50.6
17/09/2024	14:04	51.6		51.7	50.6
17/09/2024	14:09	51.3		51.7	50.5
17/09/2024	14:14	51.6	51.6	52.3	50.9
17/09/2024	14:19	51.8		52.4	50.7
17/09/2024	14:24	51.7		52.8	50.7
17/09/2024	14:29	51.6		52.6	50.5
17/09/2024	14:34	51.1		51.5	50.4
17/09/2024	14:39	51.2		51.8	50.2
17/09/2024	14:44	52.4	52.0	55.8	50.4
17/09/2024	14:49	52.4		53.4	50.8
17/09/2024	14:54	52.1		52.5	51.0
17/09/2024	14:59	52.8		54.2	51.3
17/09/2024	15:04	51.7		52.2	50.9
17/09/2024	15:09	52.0		52.7	51.1
17/09/2024	15:14	55.0	53.8	55.7	51.3
17/09/2024	15:19	52.8		53.0	51.8
17/09/2024	15:24	56.1		58.0	52.0
17/09/2024	15:29	53.7		53.8	51.7
17/09/2024	15:34	53.2		54.5	51.8
17/09/2024	15:39	57.5		59.1	51.4
17/09/2024	15:44	52.1	54.6	52.6	51.2
17/09/2024	15:49	56.1		58.8	51.4
17/09/2024	15:54	52.8		53.0	51.1
17/09/2024	15:59	52.9		53.1	51.5
17/09/2024	16:04	54.5		56.2	51.9
17/09/2024	16:09	54.5		56.8	51.3
17/09/2024	16:14	52.3	53.3	54.0	51.0
17/09/2024	16:19	52.2		52.9	51.1
17/09/2024	16:24	53.3		53.7	51.3
17/09/2024	16:29	52.0		52.6	51.0
17/09/2024	16:34	54.3		57.5	51.3
17/09/2024	16:39	53.5		54.6	51.2
17/09/2024	16:44	57.7	57.2	59.6	51.7
17/09/2024	16:49	57.8		60.0	51.7
17/09/2024	16:54	56.3		59.4	51.9
17/09/2024	16:59	60.2		62.8	52.6
17/09/2024	17:04	61.2		63.0	57.1
17/09/2024	17:09	57.1		58.2	51.6
17/09/2024	17:14	58.6	58.8	59.3	51.3
17/09/2024	17:19	60.3		60.6	54.6
17/09/2024	17:24	56.8		57.4	54.6
17/09/2024	17:29	56.8		57.4	54.8
17/09/2024	17:34	56.5		56.9	54.9
17/09/2024	17:39	57.0		57.6	54.7
17/09/2024	17:44	55.4	56.0	55.7	54.6
17/09/2024	17:49	55.5		56.0	54.7
17/09/2024	17:54	55.8		56.1	55.3
17/09/2024	17:59	55.7		56.1	55.0
17/09/2024	18:04	55.2		55.6	54.5
17/09/2024	18:09	55.4		55.7	54.6
17/09/2024	18:14	55.6	55.8	56.0	54.9
17/09/2024	18:19	56.4		56.6	55.1
17/09/2024	18:24	55.9		56.6	54.9
17/09/2024	18:29	56.1		57.1	55.1
17/09/2024	18:34	55.3		56.0	54.6
17/09/2024	18:39	55.4		55.9	54.6
17/09/2024	18:44	55.0	55.1	55.4	54.4
17/09/2024	18:49	54.9		55.2	54.4
17/09/2024	18:54	55.0		55.3	54.5
17/09/2024	18:59	55.0		55.3	54.5
		Mean	53.9		
		Maximum	58.8		
		Minimum	51.1		

Date	Start Time	Leq (5mins)	Leq (30mins)	L10 (5mins)	L90 (5mins)
18/09/2024	7:04	53.5		54.4	52.4
18/09/2024	7:09	52.7		53.5	51.4
18/09/2024	7:14	53.3	52.9	54.5	52.2
18/09/2024	7:19	52.9		53.4	52.0
18/09/2024	7:24	52.5		53.8	51.1
18/09/2024	7:29	52.4		53.8	50.8
18/09/2024	7:34	51.7		53.2	49.9
18/09/2024	7:39	52.8		53.7	51.9
18/09/2024	7:44	52.7	54.8	53.8	51.3
18/09/2024	7:49	53.2		54.3	52.1
18/09/2024	7:54	55.9		56.6	52.0
18/09/2024	7:59	58.3		61.9	51.6
18/09/2024	8:04	53.1		53.7	52.4
18/09/2024	8:09	52.7		54.0	51.4
18/09/2024	8:14	53.4	53.8	54.4	52.5
18/09/2024	8:19	53.4		54.2	52.6
18/09/2024	8:24	55.5		55.8	51.4
18/09/2024	8:29	54.0		55.1	52.3
18/09/2024	8:34	55.5		60.5	51.4
18/09/2024	8:39	55.4		57.2	52.8
18/09/2024	8:44	53.2	54.2	54.2	51.7
18/09/2024	8:49	54.1		54.4	52.5
18/09/2024	8:54	53.0		54.2	51.7
18/09/2024	8:59	53.0		53.9	52.3
18/09/2024	9:04	53.1		54.2	52.3
18/09/2024	9:09	53.2		54.1	51.6
18/09/2024	9:14	53.5	56.0	54.2	52.3
18/09/2024	9:19	53.8		54.7	52.8
18/09/2024	9:24	58.7		65.0	52.7
18/09/2024	9:29	58.9		59.3	54.8
18/09/2024	9:34	56.0		57.0	54.6
18/09/2024	9:39	59.0		61.1	54.7
18/09/2024	9:44	58.6	59.2	58.7	54.7
18/09/2024	9:49	63.5		67.5	54.9
18/09/2024	9:54	56.4		59.7	55.1
18/09/2024	9:59	56.2		57.0	55.4
18/09/2024	10:04	56.0		56.4	55.2
18/09/2024	10:09	58.0		60.0	55.0
18/09/2024	10:14	57.3	57.2	57.5	55.6
18/09/2024	10:19	58.0		59.7	54.8
18/09/2024	10:24	57.3		58.8	55.0
18/09/2024	10:29	56.4		56.7	54.6
18/09/2024	10:34	56.0		56.8	54.8
18/09/2024	10:39	58.5		59.1	54.9
18/09/2024	10:44	68.7	68.4	73.8	54.6
18/09/2024	10:49	67.0		70.2	55.7
18/09/2024	10:54	70.9		72.2	55.4
18/09/2024	10:59	72.0		72.4	55.3
18/09/2024	11:04	74.5		76.8	55.2
18/09/2024	11:09	73.3		75.2	54.7
18/09/2024	11:14	72.9	71.8	75.2	54.3
18/09/2024	11:19	65.3		68.7	54.1
18/09/2024	11:24	69.2		71.2	54.9
18/09/2024	11:29	69.7		72.1	55.7
18/09/2024	11:34	66.1		70.1	54.7
18/09/2024	11:39	72.3		76.0	55.6
18/09/2024	11:44	70.8	69.3	74.0	54.0
18/09/2024	11:49	70.0		71.7	53.7
18/09/2024	11:54	66.8		68.6	53.3
18/09/2024	11:59	65.5		69.1	53.4
18/09/2024	12:04	67.0		70.3	53.2
18/09/2024	12:09	69.5		72.2	53.2
18/09/2024	12:14	69.3	68.8	72.0	53.0
18/09/2024	12:19	71.4		72.9	52.8
18/09/2024	12:24	68.5		68.9	53.2
18/09/2024	12:29	64.3		68.1	53.0
18/09/2024	12:34	64.5		67.7	52.8
18/09/2024	12:39	53.2		54.0	51.7
18/09/2024	12:44	54.8	58.4	56.8	52.2
18/09/2024	12:49	54.8		56.2	51.5
18/09/2024	12:54	54.7		57.5	51.6
18/09/2024	12:59	52.9		54.4	50.0
18/09/2024	13:04	54.3		56.7	49.8
18/09/2024	13:09	58.2		58.3	50.0
18/09/2024	13:14	53.9	54.3	60.6	49.6
18/09/2024	13:19	51.4		52.4	49.8
18/09/2024	13:24	52.0		52.2	50.0
18/09/2024	13:29	51.1		51.8	49.6
18/09/2024	13:34	52.1		53.2	49.6
18/09/2024	13:39	52.1		53.2	50.1
18/09/2024	13:44	52.8	51.9	53.9	50.0
18/09/2024	13:49	51.3		52.4	50.1
18/09/2024	13:54	51.7		53.0	49.9
18/09/2024	13:59	51.2		52.3	50.1
18/09/2024	14:04	52.9		54.6	50.7
18/09/2024	14:09	53.1		54.4	51.2
18/09/2024	14:14	53.3	54.6	55.3	50.9
18/09/2024	14:19	55.5		55.6	54.6
18/09/2024	14:24	56.1		56.9	54.9
18/09/2024	14:29	55.4		56.0	54.8
18/09/2024	14:34	55.5		56.2	54.9
18/09/2024	14:39	55.4		55.9	54.7
18/09/2024	14:44	55.4	55.4	55.8	54.8
18/09/2024	14:49	55.1		55.5	54.7
18/09/2024	14:54	55.6		56.0	54.7
18/09/2024	14:59	55.2		55.6	54.8
18/09/2024	15:04	55.0		55.3	54.5
18/09/2024	15:09	54.8		55.1	54.4
18/09/2024	15:14	55.4	55.6	56.5	54.6
18/09/2024	15:19	56.5		57.5	54.6
18/09/2024	15:24	55.2		55.6	54.4
18/09/2024	15:29	56.3		57.2	54.3
18/09/2024	15:34	55.7		55.9	54.4
18/09/2024	15:39	55.2		56.2	54.3
18/09/2024	15:44	56.7	56.3	59.2	54.5
18/09/2024	15:49	56.7		58.8	54.7
18/09/2024	15:54	56.9		59.3	54.8
18/09/2024	15:59	56.1		57.4	54.5
18/09/2024	16:04	56.4		58.5	54.5
18/09/2024	16:09	56.5		58.6	54.4
18/09/2024	16:14	54.6	56.0	55.1	54.0
18/09/2024	16:19	55.2		55.3	54.0
18/09/2024	16:24	54.8		55.4	54.0
18/09/2024	16:29	57.8		58.7	54.3
18/09/2024	16:34	57.6		59.6	54.1
18/09/2024	16:39	55.6		56.1	54.1
18/09/2024	16:44	56.8	56.8	58.7	54.4
18/09/2024	16:49	56.2		56.8	54.3
18/09/2024	16:54	57.4		58.3	54.7
18/09/2024	16:59	56.8		58.1	54.7
18/09/2024	17:04	57.1		58.2	54.4
18/09/2024	17:09	56.9		59.1	54.4
18/09/2024	17:14	70.2	66.1	73.5	54.8
18/09/2024	17:19	70.0		72.9	55.1
18/09/2024	17:24	63.4		65.2	54.7
18/09/2024	17:29	60.1		63.2	54.6
18/09/2024	17:34	57.2		58.7	54.2
18/09/2024	17:39	55.6		60.5	54.1
18/09/2024	17:44	54.8	57.3	55.3	54.0
18/09/2024	17:49	60.9		62.7	54.1
18/09/2024	17:54	56.4		56.8	54.1
18/09/2024	17:59	55.7		56.6	54.5
18/09/2024	18:04	56.9		58.3	54.7
18/09/2024	18:09	55.9		56.5	54.6
18/09/2024	18:14	56.5	56.0	57.1	55.3
18/09/2024	18:19	55.9		56.2	54.8
18/09/2024	18:24	55.4		56.0	54.6
18/09/2024	18:29	55.2		55.7	54.6
18/09/2024	18:34	55.5		55.7	54.6
18/09/2024	18:39	56.1		56.6	54.6
18/09/2024	18:44	55.3	55.4	55.8	54.6
18/09/2024	18:49	55.2		55.5	54.7
18/09/2024	18:54	55.2		55.5	54.6
18/09/2024	18:59	55.2		55.4	54.7
		Mean	58.4		
		Maximum	71.8		
		Minimum	51.9		

Station: CM20

Date	Start Time	Leq (5mins)	Leq (30mins)	L10 (5mins)	L90 (5mins)
19/09/2024	7:04	60.8		63.6	49.8
19/09/2024	7:09	60.3		60.6	50.4
19/09/2024	7:14	54.1	57.6	55.0	50.1
19/09/2024	7:19	53.6		55.7	50.3
19/09/2024	7:24	53.4		55.9	49.6
19/09/2024	7:29	56.5		58.4	50.3
19/09/2024	7:34	53.4		55.4	49.5
19/09/2024	7:39	56.9		60.5	51.4
19/09/2024	7:44	61.9	59.2	62.3	50.4
19/09/2024	7:49	56.7		60.3	50.2
19/09/2024	7:54	63.2		65.8	50.0
19/09/2024	7:59	52.6		54.5	50.5
19/09/2024	8:04	55.9		59.0	51.7
19/09/2024	8:09	58.1		60.6	50.5
19/09/2024	8:14	55.6	56.7	58.1	51.5
19/09/2024	8:19	53.9		55.2	50.6
19/09/2024	8:24	58.6		61.9	50.9
19/09/2024	8:29	56.2		59.2	50.9
19/09/2024	8:34	54.6		57.1	51.3
19/09/2024	8:39	56.1		60.4	51.2
19/09/2024	8:44	54.3	56.9	55.8	50.1
19/09/2024	8:49	59.8		62.9	51.3
19/09/2024	8:54	58.9		65.2	51.1
19/09/2024	8:59	53.6		55.5	50.9
19/09/2024	9:04	56.2		56.9	50.1
19/09/2024	9:09	56.5		59.1	52.3
19/09/2024	9:14	54.9	55.5	56.4	50.2
19/09/2024	9:19	53.6		56.3	50.4
19/09/2024	9:24	55.6		59.0	50.7
19/09/2024	9:29	55.7		58.2	51.3
19/09/2024	9:34	53.6		55.2	49.5
19/09/2024	9:39	50.4		51.4	48.7
19/09/2024	9:44	49.9	54.0	51.1	48.4
19/09/2024	9:49	53.4		55.2	49.5
19/09/2024	9:54	52.6		55.5	49.3
19/09/2024	9:59	58.2		60.0	53.9
19/09/2024	10:04	58.7		61.8	53.8
19/09/2024	10:09	58.9		61.2	54.8
19/09/2024	10:14	56.2	57.1	60.3	51.2
19/09/2024	10:19	54.3		55.0	50.8
19/09/2024	10:24	57.0		59.3	53.1
19/09/2024	10:29	56.1		58.4	51.1
19/09/2024	10:34	53.5		55.3	50.7
19/09/2024	10:39	52.4		54.3	50.6
19/09/2024	10:44	51.2	56.0	52.2	50.3
19/09/2024	10:49	58.3		59.2	50.5
19/09/2024	10:54	59.1		59.7	50.4
19/09/2024	10:59	55.4		57.9	51.1
19/09/2024	11:04	61.2		61.6	50.7
19/09/2024	11:09	64.3		66.7	50.6
19/09/2024	11:14	65.4	62.0	68.5	51.1
19/09/2024	11:19	60.0		61.4	51.4
19/09/2024	11:24	58.4		61.7	51.2
19/09/2024	11:29	56.5		58.7	51.7
19/09/2024	11:34	52.7		54.1	50.3
19/09/2024	11:39	58.6		63.6	50.7
19/09/2024	11:44	53.3	57.4	54.4	50.1
19/09/2024	11:54	61.2		62.7	50.0
19/09/2024	11:59	54.7		55.8	51.7
19/09/2024	12:04	57.2		60.6	54.3
19/09/2024	12:09	63.5		63.8	54.0
19/09/2024	12:14	56.6		58.5	54.5
19/09/2024	12:19	57.5	60.3	59.3	54.9
19/09/2024	12:24	55.8		57.3	54.4
19/09/2024	12:29	59.6		62.1	54.7
19/09/2024	12:34	62.6		63.4	56.8
19/09/2024	12:39	60.2		60.8	54.8
19/09/2024	12:44	55.9		57.4	54.3
19/09/2024	12:49	56.1	56.8	57.6	54.4
19/09/2024	12:54	57.3		58.7	52.5
19/09/2024	12:59	54.0		56.2	51.2
19/09/2024	13:04	54.3		57.3	50.4
19/09/2024	13:09	53.0		54.9	50.9
19/09/2024	13:14	52.7		54.7	50.5
19/09/2024	13:19	53.2	53.2	55.7	50.6
19/09/2024	13:24	54.0		55.7	50.9
19/09/2024	13:29	53.9		56.3	51.0
19/09/2024	13:34	52.3		53.8	50.6
19/09/2024	13:39	52.4		53.4	50.7
19/09/2024	13:44	52.6		54.5	50.7
19/09/2024	13:49	54.8	55.8	55.1	50.9
19/09/2024	13:54	55.2		57.7	51.2
19/09/2024	13:59	60.4		63.2	50.9
19/09/2024	14:04	53.2		54.5	51.0
19/09/2024	14:09	53.5		55.5	51.0
19/09/2024	14:14	52.5		54.5	50.9
19/09/2024	14:19	51.8	52.0	52.5	50.6
19/09/2024	14:24	51.7		52.5	50.7
19/09/2024	14:29	51.3		52.3	50.2
19/09/2024	14:34	50.7		51.2	50.0
19/09/2024	14:39	50.8		51.3	50.2
19/09/2024	14:44	50.9		51.7	50.0
19/09/2024	14:49	51.5	52.7	51.8	50.3
19/09/2024	14:54	51.8		52.8	50.6
19/09/2024	14:59	54.9		56.0	50.9
19/09/2024	15:04	54.2		55.5	50.8
19/09/2024	15:09	55.1		58.1	51.8
19/09/2024	15:14	55.1		58.6	51.4
19/09/2024	15:19	53.3	54.6	54.7	51.3
19/09/2024	15:24	54.2		57.2	51.0
19/09/2024	15:29	55.0		57.4	52.2
19/09/2024	15:34	54.4		56.5	51.6
19/09/2024	15:39	58.1		60.7	52.1
19/09/2024	15:44	56.5		59.3	51.9
19/09/2024	15:49	60.6	57.3	60.8	53.0
19/09/2024	15:54	55.9		58.1	53.1
19/09/2024	15:59	54.9		56.6	52.9
19/09/2024	16:04	54.6		55.7	52.6
19/09/2024	16:09	52.5		53.6	50.8
19/09/2024	16:14	51.8		52.4	50.9
19/09/2024	16:19	53.9	53.9	56.6	50.9
19/09/2024	16:24	55.7		58.8	51.6
19/09/2024	16:29	54.1		55.9	51.5
19/09/2024	16:34	54.3		56.4	51.3
19/09/2024	16:39	64.3		69.9	51.8
19/09/2024	16:44	70.5		72.4	51.6
19/09/2024	16:49	62.9	66.5	65.8	51.4
19/09/2024	16:54	67.6		70.1	51.8
19/09/2024	16:59	66.2		67.5	51.5
19/09/2024	17:04	59.6		62.5	52.4
19/09/2024	17:09	65.4		66.9	52.2
19/09/2024	17:14	62.5		66.9	52.2
19/09/2024	17:19	60.5	62.5	60.9	51.9
19/09/2024	17:24	63.2		67.8	52.2
19/09/2024	17:29	61.1		63.3	52.7
19/09/2024	17:34	59.2		59.4	51.8
19/09/2024	17:39	53.5		53.6	51.2
19/09/2024	17:44	53.4		54.3	51.3
19/09/2024	17:49	54.4	55.7	54.8	52.1
19/09/2024	17:54	55.5		57.1	52.2
19/09/2024	17:59	56.9		57.8	54.7
19/09/2024	18:04	58.4		58.9	54.8
19/09/2024	18:09	55.4		56.0	54.4
19/09/2024	18:14	54.7		55.2	54.2
19/09/2024	18:19	54.4	54.8	54.7	54.0
19/09/2024	18:24	55.0		56.0	54.0
19/09/2024	18:29	55.0		55.7	54.2
19/09/2024	18:34	54.5		54.7	54.1
19/09/2024	18:39	54.6		55.1	54.1
19/09/2024	18:44	54.6		54.9	54.1
19/09/2024	18:49	60.1		60.7	54.1
19/09/2024	18:54	59.3		59.7	54.0
19/09/2024	18:59	58.4		59.3	54.0
		Mean	56.9		
		Maximum	66.5		
		Minimum	52.0		

Date	Start Time	Leq (5mins)	Leq (30mins)	L10 (5mins)	L90 (5mins)
20/09/2024	7:04	52.1		54.6	50.1
20/09/2024	7:09	51.2		51.8	50.2
20/09/2024	7:14	52.9	52.8	53.8	50.5
20/09/2024	7:19	55.7		56.4	50.9
20/09/2024	7:24	51.3		52.4	50.1
20/09/2024	7:29	51.8		52.5	50.7
20/09/2024	7:34	52.1		52.6	50.8
20/09/2024	7:39	53.3		54.7	51.0
20/09/2024	7:44	51.8	52.9	53.0	50.5
20/09/2024	7:49	52.2		53.2	51.0
20/09/2024	7:54	54.4		57.8	50.9
20/09/2024	7:59	52.8		54.5	50.6
20/09/2024	8:04	52.7		54.3	50.5
20/09/2024	8:09	52.7		53.9	50.6
20/09/2024	8:14	52.4	53.0	53.3	51.0
20/09/2024	8:19	52.9		53.8	51.0
20/09/2024	8:24	53.1		54.5	51.0
20/09/2024	8:29	53.9		55.0	51.4
20/09/2024	8:34	52.8		54.2	50.5
20/09/2024	8:39	53.2		54.5	51.1
20/09/2024	8:44	52.5	53.6	54.1	50.5
20/09/2024	8:49	54.5		56.5	51.7
20/09/2024	8:54	54.3		55.4	51.2
20/09/2024	8:59	53.9		55.1	51.7
20/09/2024	9:04	53.7		55.1	51.5
20/09/2024	9:09	54.7		56.4	51.8
20/09/2024	9:14	53.0	53.5	54.7	51.1
20/09/2024	9:19	52.9		53.2	51.1
20/09/2024	9:24	53.2		55.1	51.0
20/09/2024	9:29	53.3		54.6	51.7
20/09/2024	9:34	51.7		52.2	50.5
20/09/2024	9:39	52.9		54.1	51.4
20/09/2024	9:44	53.5	53.4	53.9	53.0
20/09/2024	9:49	53.8		54.2	53.2
20/09/2024	9:54	54.0		54.4	53.0
20/09/2024	9:59	54.1		54.6	53.1
20/09/2024	10:04	53.5		53.9	52.8
20/09/2024	10:09	54.8		55.8	53.7
20/09/2024	10:14	54.4	54.3	56.0	53.1
20/09/2024	10:19	54.7		55.9	53.5
20/09/2024	10:24	53.8		54.5	52.9
20/09/2024	10:29	54.2		55.0	53.2
20/09/2024	10:34	54.5		55.1	53.1
20/09/2024	10:39	54.0		54.5	52.7
20/09/2024	10:44	53.5	53.9	53.8	52.7
20/09/2024	10:49	54.0		55.8	52.5
20/09/2024	10:54	54.0		54.2	52.6
20/09/2024	10:59	53.2		53.9	52.5
20/09/2024	11:04	52.9		53.6	51.4
20/09/2024	11:09	51.8		52.4	51.2
20/09/2024	11:14	51.8	52.4	52.2	51.2
20/09/2024	11:19	51.9		52.2	51.2
20/09/2024	11:24	52.3		52.6	51.4
20/09/2024	11:29	53.2		53.8	51.3
20/09/2024	11:34	52.8		53.7	51.6
20/09/2024	11:39	54.5		55.9	52.0
20/09/2024	11:44	55.4	55.4	55.8	54.6
20/09/2024	11:49	54.8		55.3	54.2
20/09/2024	11:54	55.6		58.8	54.1
20/09/2024	11:59	57.7		58.0	54.2
20/09/2024	12:04	54.8		55.0	54.0
20/09/2024	12:09	54.9		55.4	54.1
20/09/2024	12:14	56.4	55.3	56.6	54.6
20/09/2024	12:19	55.0		55.6	54.3
20/09/2024	12:24	55.1		55.7	54.2
20/09/2024	12:29	55.3		55.7	54.2
20/09/2024	12:34	55.6		56.6	54.3
20/09/2024	12:39	57.3		57.8	54.8
20/09/2024	12:44	56.7	56.2	56.8	54.4
20/09/2024	12:49	55.9		57.0	54.2
20/09/2024	12:54	55.6		56.8	54.1
20/09/2024	12:59	56.1		57.0	54.4
20/09/2024	13:04	55.8		56.1	54.3
20/09/2024	13:09	58.1		60.5	54.8
20/09/2024	13:14	57.8	57.1	60.5	55.0
20/09/2024	13:19	58.1		61.4	54.7
20/09/2024	13:24	55.5		56.5	54.5
20/09/2024	13:29	56.7		58.9	54.9
20/09/2024	13:34	56.8		59.1	54.7
20/09/2024	13:39	56.4		59.0	54.4
20/09/2024	13:44	55.6	56.1	57.4	54.3
20/09/2024	13:49	55.3		55.8	54.3
20/09/2024	13:54	57.2		59.9	54.4
20/09/2024	13:59	55.1		55.6	54.3
20/09/2024	14:04	55.1		55.9	54.2
20/09/2024	14:09	55.5		55.6	54.0
20/09/2024	14:14	55.1	54.9	55.9	54.1
20/09/2024	14:19	54.9		55.5	54.1
20/09/2024	14:24	54.5		54.9	54.0
20/09/2024	14:29	54.5		54.9	53.9
20/09/2024	14:34	55.2		56.7	54.0
20/09/2024	14:39	56.7		57.8	53.8
20/09/2024	14:44	54.8	55.9	55.4	54.0
20/09/2024	14:49	54.7		55.0	54.0
20/09/2024	14:54	56.4		58.6	54.3
20/09/2024	14:59	56.8		58.7	54.8
20/09/2024	15:04	55.1		56.6	52.1
20/09/2024	15:09	56.7		59.1	51.9
20/09/2024	15:14	55.9	54.8	59.5	51.3
20/09/2024	15:19	54.3		54.7	51.1
20/09/2024	15:24	52.9		54.5	51.0
20/09/2024	15:29	52.5		53.7	50.8
20/09/2024	15:34	52.6		53.8	50.9
20/09/2024	15:39	54.7		56.5	50.8
20/09/2024	15:44	51.8	53.3	52.4	50.6
20/09/2024	15:49	52.8		54.5	51.0
20/09/2024	15:54	53.0		53.9	51.0
20/09/2024	15:59	54.4		57.0	51.1
20/09/2024	16:04	56.0		58.4	51.1
20/09/2024	16:09	53.1		55.0	50.6
20/09/2024	16:14	56.7	58.2	57.2	50.8
20/09/2024	16:19	58.6		60.1	50.9
20/09/2024	16:24	57.9		59.8	50.8
20/09/2024	16:29	62.0		63.3	51.7
20/09/2024	16:34	58.7		60.9	51.8
20/09/2024	16:39	56.7		58.6	51.9
20/09/2024	16:44	58.0	57.8	60.5	52.1
20/09/2024	16:49	59.3		62.1	51.9
20/09/2024	16:54	58.0		58.8	52.1
20/09/2024	16:59	54.7		55.3	51.9
20/09/2024	17:04	53.5		54.3	51.5
20/09/2024	17:09	58.3		61.8	51.7
20/09/2024	17:14	60.0	60.4	60.5	51.4
20/09/2024	17:19	59.0		59.3	51.2
20/09/2024	17:24	64.6		66.7	52.0
20/09/2024	17:29	60.2		60.6	51.3
20/09/2024	17:34	55.4		56.3	50.9
20/09/2024	17:39	54.8		54.9	50.9
20/09/2024	17:44	59.1	55.7	61.5	50.7
20/09/2024	17:49	56.1		56.6	50.9
20/09/2024	17:54	52.3		53.0	51.1
20/09/2024	17:59	53.1		53.8	51.6
20/09/2024	18:04	53.8		55.2	51.4
20/09/2024	18:09	56.0		56.8	54.5
20/09/2024	18:14	55.1	61.1	55.5	54.5
20/09/2024	18:19	61.0		63.7	58.1
20/09/2024	18:24	64.6		66.0	62.5
20/09/2024	18:29	64.2		65.8	62.0
20/09/2024	18:34	62.2		64.3	59.0
20/09/2024	18:39	70.4		72.6	63.3
20/09/2024	18:44	66.6	65.4	69.2	63.4
20/09/2024	18:49	62.8		64.9	59.3
20/09/2024	18:54	60.2		62.7	56.9
20/09/2024	18:59	57.9		60.0	55.5
		Mean	55.7		
		Maximum	65.4		
		Minimum	52.4		

Station: CM20

Date	Start Time	Leq (5mins)	Leq (30mins)	L10 (5mins)	L90 (5mins)
21/09/2024	7:04	53.9		54.9	52.3
21/09/2024	7:09	53.7		54.8	52.3
21/09/2024	7:14	55.7	54.8	56.3	52.4
21/09/2024	7:19	55.8		57.6	52.7
21/09/2024	7:24	54.7		55.5	52.3
21/09/2024	7:29	54.7		55.9	52.7
21/09/2024	7:34	54.3		55.7	52.7
21/09/2024	7:39	55.5		57.4	53.4
21/09/2024	7:44	56.2	55.5	58.5	53.4
21/09/2024	7:49	56.0		59.4	52.8
21/09/2024	7:54	54.0		55.1	52.7
21/09/2024	7:59	56.5		58.8	53.8
21/09/2024	8:04	54.4		55.7	52.9
21/09/2024	8:09	59.5		60.6	54.0
21/09/2024	8:14	57.8	58.2	59.4	55.7
21/09/2024	8:19	59.7		60.7	54.7
21/09/2024	8:24	58.4		60.6	55.4
21/09/2024	8:29	57.4		59.5	54.3
21/09/2024	8:34	60.0		61.3	55.2
21/09/2024	8:39	57.9		60.5	54.7
21/09/2024	8:44	58.7	58.0	62.3	53.8
21/09/2024	8:49	55.3		56.9	53.5
21/09/2024	8:54	57.4		59.0	54.6
21/09/2024	8:59	57.0		58.8	54.5
21/09/2024	9:04	57.1		58.6	55.0
21/09/2024	9:09	57.2		58.7	55.2
21/09/2024	9:14	59.6	58.5	62.2	55.5
21/09/2024	9:19	59.1		61.3	56.4
21/09/2024	9:24	59.3		61.0	55.8
21/09/2024	9:29	57.9		59.3	56.3
21/09/2024	9:34	60.2		62.6	56.2
21/09/2024	9:39	59.6		62.2	56.9
21/09/2024	9:44	58.3	60.3	59.4	56.9
21/09/2024	9:49	59.4		61.4	57.4
21/09/2024	9:54	61.1		63.3	58.0
21/09/2024	9:59	62.3		64.7	58.9
21/09/2024	10:04	62.3		64.7	59.2
21/09/2024	10:09	60.1		61.9	57.9
21/09/2024	10:14	59.7	60.6	62.1	57.3
21/09/2024	10:19	60.9		61.4	56.9
21/09/2024	10:24	60.2		62.7	57.4
21/09/2024	10:29	59.5		61.0	57.5
21/09/2024	10:34	60.9		63.3	58.0
21/09/2024	10:39	58.2		61.9	57.8
21/09/2024	10:44	56.4	57.8	58.0	54.3
21/09/2024	10:49	56.6		58.5	54.5
21/09/2024	10:54	55.3		56.8	53.5
21/09/2024	10:59	56.6		58.0	55.1
21/09/2024	11:04	57.2		58.7	55.2
21/09/2024	11:09	57.1		58.5	55.1
21/09/2024	11:14	60.2	60.7	65.9	54.2
21/09/2024	11:19	66.1		67.9	56.3
21/09/2024	11:24	56.2		58.4	54.6
21/09/2024	11:29	56.9		58.9	54.5
21/09/2024	11:34	57.3		59.6	55.0
21/09/2024	11:39	56.0		56.8	54.7
21/09/2024	11:44	54.9	56.0	55.3	54.3
21/09/2024	11:49	55.1		55.4	54.4
21/09/2024	11:54	56.5		57.0	55.4
21/09/2024	11:59	55.8		56.5	55.2
21/09/2024	12:04	54.7		55.2	54.2
21/09/2024	12:09	55.1		55.6	54.5
21/09/2024	12:14	56.6	55.5	58.5	54.7
21/09/2024	12:19	55.5		56.6	54.5
21/09/2024	12:24	55.4		56.3	54.5
21/09/2024	12:29	55.2		56.0	54.3
21/09/2024	12:34	57.1		59.1	54.4
21/09/2024	12:39	55.0		55.5	54.2
21/09/2024	12:44	56.6	56.2	56.9	55.5
21/09/2024	12:49	55.6		56.0	54.4
21/09/2024	12:54	57.2		57.4	54.4
21/09/2024	12:59	55.3		56.1	54.4
21/09/2024	13:04	56.9		57.7	55.3
21/09/2024	13:09	57.7		58.6	56.3
21/09/2024	13:14	57.1	57.7	58.2	56.1
21/09/2024	13:19	57.7		59.3	55.1
21/09/2024	13:24	59.2		61.2	56.4
21/09/2024	13:29	57.2		58.6	55.8
21/09/2024	13:34	58.5		61.2	55.6
21/09/2024	13:39	59.1		61.1	56.7
21/09/2024	13:44	56.8	62.4	58.4	55.0
21/09/2024	13:49	57.4		58.3	56.1
21/09/2024	13:54	64.3		68.3	56.8
21/09/2024	13:59	67.2		69.0	65.2
21/09/2024	14:04	66.9		68.5	64.7
21/09/2024	14:09	65.7		68.0	59.0
21/09/2024	14:14	60.1	66.5	63.8	56.8
21/09/2024	14:19	65.8		68.2	58.2
21/09/2024	14:24	69.7		72.2	66.3
21/09/2024	14:29	66.0		71.0	56.5
21/09/2024	14:34	64.3		67.3	56.6
21/09/2024	14:39	65.3		69.3	55.9
21/09/2024	14:44	62.2	63.0	65.3	55.0
21/09/2024	14:49	56.8		57.8	55.4
21/09/2024	14:54	61.5		64.3	54.9
21/09/2024	14:59	63.7		65.2	56.0
21/09/2024	15:04	63.4		67.2	55.8
21/09/2024	15:09	61.6		65.5	56.4
21/09/2024	15:14	56.6	64.4	58.0	55.3
21/09/2024	15:19	62.1		65.6	56.3
21/09/2024	15:24	65.4		71.2	56.3
21/09/2024	15:29	68.7		72.9	59.1
21/09/2024	15:34	70.0		71.5	68.0
21/09/2024	15:39	70.3		72.0	68.2
21/09/2024	15:44	71.1	69.1	72.9	69.0
21/09/2024	15:49	70.8		73.2	58.5
21/09/2024	15:54	63.4		66.6	55.6
21/09/2024	15:59	61.7		63.1	56.0
21/09/2024	16:04	59.0		61.8	55.2
21/09/2024	16:09	57.5		59.9	54.2
21/09/2024	16:14	58.7	58.4	60.7	56.0
21/09/2024	16:19	57.8		60.3	54.7
21/09/2024	16:24	60.1		63.9	55.7
21/09/2024	16:29	55.8		57.3	54.6
21/09/2024	16:34	56.5		58.6	54.4
21/09/2024	16:39	59.5		60.1	54.5
21/09/2024	16:44	58.6	57.7	59.2	54.6
21/09/2024	16:49	56.5		57.6	54.6
21/09/2024	16:54	56.4		58.1	54.7
21/09/2024	16:59	57.4		58.6	55.0
21/09/2024	17:04	57.2		59.3	55.3
21/09/2024	17:09	56.4		57.7	54.9
21/09/2024	17:14	56.9	57.2	59.3	54.8
21/09/2024	17:19	57.6		59.5	55.3
21/09/2024	17:24	56.3		57.7	54.5
21/09/2024	17:29	58.3		60.7	54.7
21/09/2024	17:34	56.9		58.6	54.1
21/09/2024	17:39	59.2		62.2	53.8
21/09/2024	17:44	58.0	57.0	61.3	53.7
21/09/2024	17:49	55.3		57.3	53.3
21/09/2024	17:54	55.0		56.7	53.3
21/09/2024	17:59	56.1		58.2	53.8
21/09/2024	18:04	59.6		61.5	55.3
21/09/2024	18:09	56.7		58.8	54.2
21/09/2024	18:14	57.7	58.0	59.2	54.5
21/09/2024	18:19	57.3		58.6	55.9
21/09/2024	18:24	57.2		57.9	54.6
21/09/2024	18:29	58.9		61.2	54.1
21/09/2024	18:34	53.7		54.3	53.1
21/09/2024	18:39	53.6		54.2	53.0
21/09/2024	18:44	53.7	54.4	54.1	53.1
21/09/2024	18:49	53.6		54.5	52.8
21/09/2024	18:54	55.0		57.4	53.2
21/09/2024	18:59	56.1		58.6	53.7
		Mean	59.1		
		Maximum	69.1		
		Minimum	54.4		

Date	Start Time	Leq (5mins)	Leq (30mins)	L10 (5mins)	L90 (5mins)
22/09/2024	7:04	56.2		59.5	51.9
22/09/2024	7:09	54.6		57.8	51.3
22/09/2024	7:14	56.7	57.1	60.8	51.4
22/09/2024	7:19	55.2		57.7	51.8
22/09/2024	7:24	54.4		57.5	51.2
22/09/2024	7:29	61.1		64.1	51.4
22/09/2024	7:34	59.5		62.6	51.8
22/09/2024	7:39	61.2		62.1	51.5
22/09/2024	7:44	56.3	60.9	59.3	50.5
22/09/2024	7:49	57.5		60.0	52.1
22/09/2024	7:54	56.0		58.6	50.9
22/09/2024	7:59	65.8		69.7	53.5
22/09/2024	8:04	64.8		68.2	53.3
22/09/2024	8:09	64.2		64.3	50.6
22/09/2024	8:14	60.2	61.9	61.5	51.6
22/09/2024	8:19	62.1		65.0	52.4
22/09/2024	8:24	58.6		61.8	54.0
22/09/2024	8:29	55.4		57.5	53.4
22/09/2024	8:34	56.7		59.6	53.5
22/09/2024	8:39	56.9		59.7	52.5
22/09/2024	8:44	60.0	64.0	63.1	54.8
22/09/2024	8:49	67.2		67.8	55.5
22/09/2024	8:54	62.7		67.1	54.7
22/09/2024	8:59	67.8		74.2	56.7
22/09/2024	9:04	65.5		71.5	56.0
22/09/2024	9:09	59.9		62.6	56.2
22/09/2024	9:14	59.2	64.3	60.5	55.8
22/09/2024	9:19	60.9		63.5	56.0
22/09/2024	9:24	61.9		64.4	58.8
22/09/2024	9:29	69.1		72.5	57.2
22/09/2024	9:34	67.2		69.2	56.9
22/09/2024	9:39	59.7		59.8	56.4
22/09/2024	9:44	60.0	63.1	61.6	56.7
22/09/2024	9:49	61.0		63.7	57.0
22/09/2024	9:54	64.1		66.7	55.8
22/09/2024	9:59	61.3		63.8	56.4
22/09/2024	10:04	57.7		59.0	56.3
22/09/2024	10:09	64.6		67.4	57.2
22/09/2024	10:14	60.7	61.8	62.5	57.1
22/09/2024	10:19	62.1		62.4	61.7
22/09/2024	10:24	61.8		62.1	61.4
22/09/2024	10:29	61.2		61.6	60.8
22/09/2024	10:34	58.1		61.3	53.7
22/09/2024	10:39	60.6		60.9	60.2
22/09/2024	10:44	61.2	60.7	61.4	60.7
22/09/2024	10:49	62.4		63.4	61.2
22/09/2024	10:54	60.1		62.5	53.7
22/09/2024	10:59	60.7		61.7	56.2
22/09/2024	11:04	61.0		61.5	60.6
22/09/2024	11:09	59.2		60.7	54.1
22/09/2024	11:14	59.1	60.6	60.7	54.1
22/09/2024	11:19	61.5		62.6	60.8
22/09/2024	11:24	61.2		62.0	60.7
22/09/2024	11:29	61.2		61.7	60.8
22/09/2024	11:34	58.5		60.9	55.0
22/09/2024	11:39	61.1		61.5	60.7
22/09/2024	11:44	61.5	61.1	62.4	61.0
22/09/2024	11:49	60.8		62.9	57.6
22/09/2024	11:54	62.5		63.4	61.6
22/09/2024	11:59	61.3		63.5	58.6
22/09/2024	12:04	62.8		63.8	61.5
22/09/2024	12:09	62.1		63.7	60.0
22/09/2024	12:14	62.4	62.4	64.1	59.4
22/09/2024	12:19	61.6		63.0	58.3
22/09/2024	12:24	61.4		63.4	58.3
22/09/2024	12:29	63.5		65.3	61.4
22/09/2024	12:34	64.6		65.5	63.6
22/09/2024	12:39	63.2		64.6	61.2
22/09/2024	12:44	63.8	63.6	64.7	62.6
22/09/2024	12:49	62.1		63.5	60.0
22/09/2024	12:54	61.8		63.2	59.6
22/09/2024	12:59	65.0		66.2	63.5
22/09/2024	13:04	62.8		64.7	59.1
22/09/2024	13:09	63.8		65.2	62.3
22/09/2024	13:14	62.7	62.5	63.7	60.2
22/09/2024	13:19	60.4		61.6	58.9
22/09/2024	13:24	62.1		62.6	61.6
22/09/2024	13:29	62.7		63.3	62.0
22/09/2024	13:34	61.4		63.1	58.9
22/09/2024	13:39	63.3		65.0	61.4
22/09/2024	13:44	63.1	62.2	65.1	59.0
22/09/2024	13:49	60.9		62.5	58.8
22/09/2024	13:54	63.2		64.2	61.7
22/09/2024	13:59	60.1		63.3	56.4
22/09/2024	14:04	63.4		65.4	61.6
22/09/2024	14:09	64.0		64.9	62.2
22/09/2024	14:14	62.9	63.6	64.3	61.2
22/09/2024	14:19	64.1		64.9	63.3
22/09/2024	14:24	64.5		65.7	61.7
22/09/2024	14:29	62.1		62.8	61.2
22/09/2024	14:34	59.6		61.8	56.3
22/09/2024	14:39	62.0		62.6	60.8
22/09/2024	14:44	61.8	61.1	62.5	61.2
22/09/2024	14:49	59.3		61.9	56.4
22/09/2024	14:54	61.8		62.1	59.9
22/09/2024	14:59	61.4		61.8	61.0
22/09/2024	15:04	58.0		61.1	55.3
22/09/2024	15:09	60.8		61.2	60.4
22/09/2024	15:14	60.3	59.5	60.9	60.1
22/09/2024	15:19	58.0		61.4	53.9
22/09/2024	15:24	60.4		60.6	60.1
22/09/2024	15:29	58.2		60.3	49.1
22/09/2024	15:34	58.0		60.1	49.1
22/09/2024	15:39	60.7		61.1	60.1
22/09/2024	15:44	56.0	58.8	60.3	51.7
22/09/2024	15:49	59.8		60.9	59.0
22/09/2024	15:54	58.8		60.7	51.9
22/09/2024	15:59	57.7		59.6	51.3
22/09/2024	16:04	59.7		60.5	59.4
22/09/2024	16:09	57.8		60.5	49.3
22/09/2024	16:14	60.1	58.6	60.5	59.7
22/09/2024	16:19	55.0		59.9	47.0
22/09/2024	16:24	59.3		59.9	58.7
22/09/2024	16:29	57.7		60.0	50.6
22/09/2024	16:34	57.9		59.9	50.7
22/09/2024	16:39	59.4		60.0	54.3
22/09/2024	16:44	55.8	58.2	59.4	51.5
22/09/2024	16:49	59.7		59.9	59.3
22/09/2024	16:54	54.8		59.5	48.1
22/09/2024	16:59	59.5		59.8	59.2
22/09/2024	17:04	51.1		51.9	46.1
22/09/2024	17:09	59.2		59.7	58.3
22/09/2024	17:14	55.9	57.1	59.7	51.0
22/09/2024	17:19	58.2		59.4	52.5
22/09/2024	17:24	56.7		59.7	50.5
22/09/2024	17:29	58.0		60.2	50.9
22/09/2024	17:34	57.1		59.5	45.4
22/09/2024	17:39	56.7		59.5	45.2
22/09/2024	17:44	58.5	57.0	60.4	51.7
22/09/2024	17:49	54.9		59.3	44.6
22/09/2024	17:54	58.9		59.8	51.9
22/09/2024	17:59	53.7		58.4	47.9
22/09/2024	18:04	59.4		59.7	59.0
22/09/2024	18:09	53.0		57.3	50.4
22/09/2024	18:14	59.1	58.0	59.4	58.8
22/09/2024	18:19	52.4		59.1	45.2
22/09/2024	18:24	59.4		59.8	59.1
22/09/2024	18:29	59.4		59.6	59.1
22/09/2024	18:34	59.6		60.1	59.2
22/09/2024	18:39	59.5		59.7	59.2
22/09/2024	18:44	54.4	58.2	59.0	45.1
22/09/2024	18:49	59.5		59.7	59.2
22/09/2024	18:54	52.9		58.1	45.4
22/09/2024	18:59	59.2		59.8	58.7
		Mean	60.7		
		Maximum	64.3		
		Minimum	57.0		

Station: CM20

Date	Start Time	Leq (5mins)	Leq (30mins)	L10 (5mins)	L90 (5mins)
23/09/2024	7:04	53.1		54.4	50.9
23/09/2024	7:09	59.3		61.1	54.3
23/09/2024	7:14	59.7	59.2	60.8	51.9
23/09/2024	7:19	55.5		56.7	52.3
23/09/2024	7:24	61.0		61.6	60.4
23/09/2024	7:29	61.3		61.8	60.7
23/09/2024	7:34	61.9		63.3	60.6
23/09/2024	7:39	60.2		61.8	56.5
23/09/2024	7:44	62.7	68.5	63.2	61.4
23/09/2024	7:49	75.3		80.7	60.9
23/09/2024	7:54	63.3		65.8	61.5
23/09/2024	7:59	63.3		64.7	60.9
23/09/2024	8:04	59.9		61.7	57.5
23/09/2024	8:09	60.3		62.3	57.4
23/09/2024	8:14	62.1	61.2	63.2	60.9
23/09/2024	8:19	60.9		63.0	57.8
23/09/2024	8:24	61.5		63.8	57.7
23/09/2024	8:29	61.9		63.0	60.9
23/09/2024	8:34	60.8		62.5	57.7
23/09/2024	8:39	61.7		62.4	60.6
23/09/2024	8:44	61.9	61.5	62.5	61.4
23/09/2024	8:49	61.9		62.7	61.1
23/09/2024	8:54	61.2		61.5	60.9
23/09/2024	8:59	61.5		61.9	61.2
23/09/2024	9:04	61.6		62.0	61.2
23/09/2024	9:09	61.4		61.8	60.9
23/09/2024	9:14	61.4	61.9	61.8	60.9
23/09/2024	9:19	61.8		62.1	61.4
23/09/2024	9:24	62.1		63.0	61.4
23/09/2024	9:29	63.1		64.4	60.6
23/09/2024	9:34	65.5		71.0	61.6
23/09/2024	9:39	58.3		59.8	56.6
23/09/2024	9:44	58.1	60.4	59.6	56.3
23/09/2024	9:49	58.0		59.7	56.3
23/09/2024	9:54	57.1		58.5	55.1
23/09/2024	9:59	57.8		59.4	55.7
23/09/2024	10:04	57.4		58.9	55.5
23/09/2024	10:09	56.1		57.5	54.1
23/09/2024	10:14	54.6	55.3	55.6	53.5
23/09/2024	10:19	53.4		54.4	52.5
23/09/2024	10:24	54.8		55.7	53.6
23/09/2024	10:29	54.4		55.7	53.0
23/09/2024	10:34	56.1		57.9	53.6
23/09/2024	10:39	56.3		58.1	54.1
23/09/2024	10:44	56.6	55.7	58.5	54.2
23/09/2024	10:49	55.5		57.4	53.5
23/09/2024	10:54	54.6		55.5	53.4
23/09/2024	10:59	54.7		55.8	53.3
23/09/2024	11:04	55.4		57.2	53.2
23/09/2024	11:09	54.0		54.8	53.0
23/09/2024	11:14	54.6	56.6	55.7	53.5
23/09/2024	11:19	57.2		58.8	55.3
23/09/2024	11:24	57.5		58.7	56.0
23/09/2024	11:29	58.7		60.2	56.2
23/09/2024	11:34	59.9		61.0	58.6
23/09/2024	11:39	60.7		62.1	59.1
23/09/2024	11:44	60.7	60.3	61.7	59.1
23/09/2024	11:49	60.3		61.8	58.7
23/09/2024	11:54	60.3		61.4	59.0
23/09/2024	11:59	60.1		61.6	58.2
23/09/2024	12:04	59.5		60.9	57.8
23/09/2024	12:09	59.2		60.7	57.6
23/09/2024	12:14	59.7	60.0	61.2	58.0
23/09/2024	12:19	60.5		61.9	58.9
23/09/2024	12:24	60.5		61.8	58.7
23/09/2024	12:29	60.2		61.7	58.3
23/09/2024	12:34	60.1		61.7	58.2
23/09/2024	12:39	60.2		61.7	58.3
23/09/2024	12:44	60.8	60.5	62.3	59.2
23/09/2024	12:49	60.4		61.7	58.7
23/09/2024	12:54	60.4		62.4	57.8
23/09/2024	12:59	60.9		62.2	59.5
23/09/2024	13:04	61.1		62.6	59.4
23/09/2024	13:09	60.3		61.5	58.8
23/09/2024	13:14	59.9	61.2	61.1	58.4
23/09/2024	13:19	63.0		63.5	59.0
23/09/2024	13:24	61.7		63.0	59.0
23/09/2024	13:29	60.7		62.1	59.1
23/09/2024	13:34	59.8		60.9	58.5
23/09/2024	13:39	65.1		69.1	58.1
23/09/2024	13:44	60.0	61.2	61.1	57.3
23/09/2024	13:49	58.9		60.1	57.9
23/09/2024	13:54	58.6		59.7	57.4
23/09/2024	13:59	60.8		62.1	58.1
23/09/2024	14:04	59.8		60.9	58.2
23/09/2024	14:09	59.0		60.2	57.6
23/09/2024	14:14	60.6	59.5	60.9	57.4
23/09/2024	14:19	60.1		60.4	57.2
23/09/2024	14:24	58.7		59.9	57.5
23/09/2024	14:29	58.2		59.3	56.9
23/09/2024	14:34	57.7		59.3	56.2
23/09/2024	14:39	59.1		60.4	57.8
23/09/2024	14:44	59.5	58.5	60.8	57.9
23/09/2024	14:49	58.8		60.1	57.0
23/09/2024	14:54	58.8		60.1	57.3
23/09/2024	14:59	56.8		58.4	54.1
23/09/2024	15:04	56.5		57.3	54.0
23/09/2024	15:09	56.2		57.3	54.5
23/09/2024	15:14	63.7	61.7	67.3	55.2
23/09/2024	15:19	64.6		67.0	61.6
23/09/2024	15:24	61.5		63.2	59.1
23/09/2024	15:29	61.2		63.5	57.0
23/09/2024	15:34	59.7		61.9	57.2
23/09/2024	15:39	56.5		58.2	54.4
23/09/2024	15:44	57.1	58.0	58.7	54.8
23/09/2024	15:49	57.0		58.3	55.2
23/09/2024	15:54	57.6		59.8	55.8
23/09/2024	15:59	59.0		60.9	56.3
23/09/2024	16:04	58.6		60.7	56.2
23/09/2024	16:09	57.6		59.3	55.4
23/09/2024	16:14	56.4	57.2	58.7	53.9
23/09/2024	16:19	56.3		58.4	53.2
23/09/2024	16:24	57.8		59.9	53.7
23/09/2024	16:29	56.2		58.2	53.7
23/09/2024	16:34	56.6		58.5	54.0
23/09/2024	16:39	56.8		59.2	53.6
23/09/2024	16:44	54.9	55.6	55.2	53.0
23/09/2024	16:49	54.8		56.4	53.4
23/09/2024	16:54	55.3		57.3	53.1
23/09/2024	16:59	54.4		55.7	53.0
23/09/2024	17:04	54.3		55.9	52.6
23/09/2024	17:09	54.4		55.9	52.4
23/09/2024	17:14	53.3	52.9	54.8	51.6
23/09/2024	17:19	51.4		52.9	49.9
23/09/2024	17:24	51.3		52.9	49.7
23/09/2024	17:29	51.0		51.8	50.2
23/09/2024	17:34	52.3		53.3	50.7
23/09/2024	17:39	52.6		54.0	51.1
23/09/2024	17:44	56.2	55.2	59.0	51.5
23/09/2024	17:49	55.7		57.1	53.9
23/09/2024	17:54	55.9		57.5	53.8
23/09/2024	17:59	56.8		59.4	52.1
23/09/2024	18:04	52.3		54.2	50.4
23/09/2024	18:09	53.0		54.3	51.4
23/09/2024	18:14	51.7	52.1	53.1	50.5
23/09/2024	18:19	51.5		52.3	50.7
23/09/2024	18:24	52.0		53.1	50.9
23/09/2024	18:29	52.2		53.3	50.9
23/09/2024	18:34	56.9		58.9	51.9
23/09/2024	18:39	54.9		57.7	51.8
23/09/2024	18:44	52.7	53.8	53.9	50.9
23/09/2024	18:49	51.6		52.9	50.4
23/09/2024	18:54	51.8		53.4	49.9
23/09/2024	18:59	51.7		52.7	50.6
		Mean	58.7		
		Maximum	68.5		
		Minimum	52.1		

Date	Start Time	Leq (5mins)	Leq (30mins)	L10 (5mins)	L90 (5mins)
24/09/2024	7:04	57.6		58.8	55.8
24/09/2024	7:09	56.7		58.3	54.9
24/09/2024	7:14	57.5	58.0	58.8	56.0
24/09/2024	7:19	58.2		59.7	56.5
24/09/2024	7:24	58.6		59.9	56.9
24/09/2024	7:29	59.1		60.3	57.5
24/09/2024	7:34	59.1		60.2	57.6
24/09/2024	7:39	62.9		65.9	58.8
24/09/2024	7:44	62.8	61.5	65.1	60.1
24/09/2024	7:49	60.1		61.4	58.7
24/09/2024	7:54	61.7		63.3	59.6
24/09/2024	7:59	61.2		62.7	59.2
24/09/2024	8:04	60.6		62.0	59.0
24/09/2024	8:09	60.2		61.4	58.9
24/09/2024	8:14	60.0	60.6	61.6	58.1
24/09/2024	8:19	60.8		62.5	58.7
24/09/2024	8:24	60.8		62.3	58.9
24/09/2024	8:29	61.2		62.8	59.2
24/09/2024	8:34	60.1		61.4	58.2
24/09/2024	8:39	59.8		60.9	58.5
24/09/2024	8:44	60.9	59.0	62.9	58.1
24/09/2024	8:49	60.2		61.6	58.5
24/09/2024	8:54	51.3		62.2	48.8
24/09/2024	8:59	55.9		57.5	53.7
24/09/2024	9:04	58.3		60.1	53.3
24/09/2024	9:09	59.9		61.0	53.9
24/09/2024	9:14	55.0	57.1	56.1	52.8
24/09/2024	9:19	56.9		57.9	53.1
24/09/2024	9:24	54.9		57.1	52.6
24/09/2024	9:29	55.3		57.0	53.1
24/09/2024	9:34	55.2		55.6	52.4
24/09/2024	9:39	55.5		57.4	52.4
24/09/2024	9:44	55.1	55.6	57.0	52.5
24/09/2024	9:49	56.6		58.6	53.8
24/09/2024	9:54	54.8		55.6	53.9
24/09/2024	9:59	55.9		57.7	53.9
24/09/2024	10:04	56.1		57.3	52.4
24/09/2024	10:09	54.4		55.0	52.7
24/09/2024	10:14	54.2	58.3	55.9	52.3
24/09/2024	10:19	54.2		55.9	52.4
24/09/2024	10:24	60.5		64.2	53.0
24/09/2024	10:29	62.4		63.4	54.3
24/09/2024	10:34	54.3		55.6	52.6
24/09/2024	10:39	54.1		55.4	52.3
24/09/2024	10:44	55.9	54.7	57.6	52.5
24/09/2024	10:49	53.8		55.4	52.3
24/09/2024	10:54	54.5		55.5	52.5
24/09/2024	10:59	55.0		56.8	53.0
24/09/2024	11:04	56.2		58.0	54.1
24/09/2024	11:09	55.9		56.7	54.1
24/09/2024	11:14	55.5	58.1	56.6	54.3
24/09/2024	11:19	59.2		61.9	55.2
24/09/2024	11:24	60.0		61.7	57.5
24/09/2024	11:29	59.3		61.2	55.9
24/09/2024	11:34	57.6		59.6	55.8
24/09/2024	11:39	57.2		58.5	55.7
24/09/2024	11:44	60.3	58.6	63.5	56.1
24/09/2024	11:49	57.8		59.6	55.2
24/09/2024	11:54	58.7		60.4	55.9
24/09/2024	11:59	59.1		60.5	57.4
24/09/2024	12:04	58.8		60.9	56.4
24/09/2024	12:09	59.1		61.4	56.2
24/09/2024	12:14	58.9	59.0	60.5	56.6
24/09/2024	12:19	57.7		59.2	55.9
24/09/2024	12:24	59.4		60.4	58.2
24/09/2024	12:29	59.7		61.5	56.8
24/09/2024	12:34	59.2		61.3	55.8
24/09/2024	12:39	58.9		60.8	56.3
24/09/2024	12:44	57.7	60.3	60.1	55.1
24/09/2024	12:49	64.2		64.4	56.8
24/09/2024	12:54	59.9		61.1	55.8
24/09/2024	12:59	58.4		58.6	55.7
24/09/2024	13:04	62.6		62.7	55.8
24/09/2024	13:09	59.1		60.1	55.7
24/09/2024	13:14	60.2	60.2	61.9	54.6
24/09/2024	13:19	56.3		57.6	54.4
24/09/2024	13:24	62.7		67.7	54.8
24/09/2024	13:29	55.5		56.4	54.7
24/09/2024	13:34	55.6		56.2	54.5
24/09/2024	13:39	60.1		61.8	55.1
24/09/2024	13:44	61.4	60.6	64.3	55.8
24/09/2024	13:49	59.9		62.4	56.5
24/09/2024	13:54	61.8		63.0	55.8
24/09/2024	13:59	62.1		64.7	55.9
24/09/2024	14:04	58.8		60.9	56.1
24/09/2024	14:09	63.3		66.4	56.8
24/09/2024	14:14	63.5	60.7	66.5	54.8
24/09/2024	14:19	59.5		61.6	54.4
24/09/2024	14:24	56.8		58.5	54.6
24/09/2024	14:29	56.7		57.6	55.4
24/09/2024	14:34	55.0		55.3	53.9
24/09/2024	14:39	56.4		57.4	54.1
24/09/2024	14:44	56.7	59.2	57.9	54.4
24/09/2024	14:49	58.8		58.8	53.8
24/09/2024	14:54	60.5		61.0	54.0
24/09/2024	14:59	62.8		64.2	59.2
24/09/2024	15:04	61.3		62.6	57.9
24/09/2024	15:09	61.0		62.1	57.9
24/09/2024	15:14	64.0	62.0	66.5	56.4
24/09/2024	15:19	62.1		64.6	54.8
24/09/2024	15:24	61.5		65.1	54.6
24/09/2024	15:29	61.5		64.9	54.8
24/09/2024	15:34	56.4		58.6	54.2
24/09/2024	15:39	58.7		61.7	54.1
24/09/2024	15:44	56.0	56.9	56.8	54.7
24/09/2024	15:49	56.0		58.0	54.3
24/09/2024	15:54	57.5		59.0	54.6
24/09/2024	15:59	56.0		58.0	53.2
24/09/2024	16:04	58.7		59.8	54.9
24/09/2024	16:09	59.3		60.5	55.6
24/09/2024	16:14	57.2	58.2	59.8	54.6
24/09/2024	16:19	58.2		60.3	55.6
24/09/2024	16:24	58.0		60.1	54.7
24/09/2024	16:29	57.6		59.7	55.2
24/09/2024	16:34	56.6		58.1	54.6
24/09/2024	16:39	56.9		58.9	54.2
24/09/2024	16:44	55.7	55.8	57.9	53.5
24/09/2024	16:49	55.7		57.7	54.2
24/09/2024	16:54	55.1		55.7	54.4
24/09/2024	16:59	54.1		55.9	52.7
24/09/2024	17:04	52.8		53.5	52.2
24/09/2024	17:09	52.8		53.3	52.0
24/09/2024	17:14	53.4	54.0	53.8	52.3
24/09/2024	17:19	52.8		53.3	51.7
24/09/2024	17:24	56.6		57.9	51.9
24/09/2024	17:29	54.1		54.7	52.0
24/09/2024	17:34	54.3		55.4	52.7
24/09/2024	17:39	53.4		54.1	52.1
24/09/2024	17:44	53.2	54.3	53.8	52.2
24/09/2024	17:49	56.6		56.7	52.5
24/09/2024	17:54	53.7		54.4	52.5
24/09/2024	17:59	53.5		54.4	52.7
24/09/2024	18:04	54.7		56.3	53.0
24/09/2024	18:09	53.9		55.0	52.3
24/09/2024	18:14	54.1	54.1	54.9	52.8
24/09/2024	18:19	53.5		54.6	52.4
24/09/2024	18:24	54.1		55.3	52.5
24/09/2024	18:29	54.4		55.4	53.0
24/09/2024	18:34	54.2		55.4	53.0
24/09/2024	18:39	54.4		55.2	52.7
24/09/2024	18:44	53.7	54.7	54.6	52.8
24/09/2024	18:49	57.5		58.5	52.7
24/09/2024	18:54	53.7		54.9	52.6
24/09/2024	18:59	52.8		53.4	52.2
		Mean	58.0		
		Maximum	62.0		
		Minimum	54.0		

Station: CM20

Date	Start Time	Leq (5mins)	Leq (30mins)	L10 (5mins)	L90 (5mins)
25/09/2024	7:04	66.4		69.4	55.7
25/09/2024	7:09	58.3		60.6	55.1
25/09/2024	7:14	57.3	61.2	58.8	55.9
25/09/2024	7:19	57.1		58.3	55.7
25/09/2024	7:24	60.9		63.0	57.5
25/09/2024	7:29	57.8		59.4	56.1
25/09/2024	7:34	58.0		59.3	56.5
25/09/2024	7:39	60.9		63.2	55.7
25/09/2024	7:44	57.2	59.0	58.6	55.4
25/09/2024	7:49	59.5		61.8	53.9
25/09/2024	7:54	59.0		61.8	54.5
25/09/2024	7:59	58.5		60.0	54.9
25/09/2024	8:04	57.1		57.3	54.2
25/09/2024	8:09	62.9		68.3	54.6
25/09/2024	8:14	59.7	59.2	63.5	54.3
25/09/2024	8:19	54.1		59.2	53.7
25/09/2024	8:24	59.7		60.7	55.3
25/09/2024	8:29	55.6		56.8	53.4
25/09/2024	8:34	52.8		53.4	52.4
25/09/2024	8:39	53.5		54.8	52.2
25/09/2024	8:44	51.9	54.5	53.6	48.6
25/09/2024	8:49	49.1		50.2	47.5
25/09/2024	8:54	50.6		53.5	46.8
25/09/2024	8:59	59.7		60.7	51.0
25/09/2024	9:04	57.5		60.3	51.4
25/09/2024	9:09	52.5		53.4	51.7
25/09/2024	9:14	58.2	57.1	60.1	51.4
25/09/2024	9:19	58.0		60.2	48.8
25/09/2024	9:24	53.8		56.1	51.7
25/09/2024	9:29	58.9		59.8	51.9
25/09/2024	9:34	56.7		60.2	51.6
25/09/2024	9:39	54.1		58.1	50.8
25/09/2024	9:44	60.1	57.7	60.9	59.1
25/09/2024	9:49	55.5		60.4	52.8
25/09/2024	9:54	58.7		60.3	53.6
25/09/2024	9:59	58.3		60.6	51.7
25/09/2024	10:04	54.5		55.6	53.3
25/09/2024	10:09	60.2		61.2	59.2
25/09/2024	10:14	56.6	57.9	61.2	51.6
25/09/2024	10:19	57.4		60.5	52.5
25/09/2024	10:24	60.5		61.3	60.0
25/09/2024	10:29	53.7		55.0	52.2
25/09/2024	10:34	58.9		60.6	53.9
25/09/2024	10:39	59.1		60.9	54.5
25/09/2024	10:44	55.9	58.3	57.3	54.2
25/09/2024	10:49	60.5		61.2	59.1
25/09/2024	10:54	57.3		60.9	54.1
25/09/2024	10:59	56.5		60.0	51.8
25/09/2024	11:04	60.9		61.8	57.2
25/09/2024	11:09	55.7		57.1	54.3
25/09/2024	11:14	59.4	59.2	60.7	54.5
25/09/2024	11:19	59.4		61.8	54.5
25/09/2024	11:24	55.8		56.9	53.7
25/09/2024	11:29	61.0		61.8	60.2
25/09/2024	11:34	57.5		61.0	55.1
25/09/2024	11:39	58.4		60.7	54.2
25/09/2024	11:44	60.5	58.9	61.6	56.2
25/09/2024	11:49	56.4		58.1	54.5
25/09/2024	11:54	60.3		61.4	56.6
25/09/2024	11:59	59.0		61.2	55.4
25/09/2024	12:04	65.8		65.9	55.2
25/09/2024	12:09	60.8		61.5	60.0
25/09/2024	12:14	58.6	61.4	61.1	55.9
25/09/2024	12:19	58.1		60.5	55.0
25/09/2024	12:24	61.3		62.0	60.4
25/09/2024	12:29	57.7		59.2	55.9
25/09/2024	12:34	58.5		61.3	54.6
25/09/2024	12:39	61.6		62.4	60.8
25/09/2024	12:44	57.8	59.6	59.2	55.8
25/09/2024	12:49	59.3		61.9	55.9
25/09/2024	12:54	61.7		62.9	60.7
25/09/2024	12:59	56.1		58.1	53.8
25/09/2024	13:04	57.1		59.7	54.3
25/09/2024	13:09	60.4		60.8	59.9
25/09/2024	13:14	55.1	57.9	56.1	53.6
25/09/2024	13:19	57.0		59.8	55.1
25/09/2024	13:24	60.4		60.8	59.9
25/09/2024	13:29	53.1		53.9	51.4
25/09/2024	13:34	56.5		59.9	53.1
25/09/2024	13:39	61.3		62.0	60.5
25/09/2024	13:44	57.0	58.8	58.5	55.0
25/09/2024	13:49	60.7		61.5	56.8
25/09/2024	13:54	59.0		61.2	54.5
25/09/2024	13:59	54.0		55.0	52.7
25/09/2024	14:04	59.4		60.5	54.7
25/09/2024	14:09	58.9		61.2	53.5
25/09/2024	14:14	56.5	58.8	58.4	54.5
25/09/2024	14:19	60.0		61.6	55.4
25/09/2024	14:24	59.7		61.3	55.5
25/09/2024	14:29	57.6		58.5	55.0
25/09/2024	14:34	58.7		61.0	54.5
25/09/2024	14:39	60.4		61.2	55.9
25/09/2024	14:44	56.3	62.6	57.2	54.6
25/09/2024	14:49	58.4		60.4	54.8
25/09/2024	14:54	60.4		61.5	57.7
25/09/2024	14:59	68.3		71.2	55.6
25/09/2024	15:04	67.8		70.5	54.9
25/09/2024	15:09	66.3		68.6	60.8
25/09/2024	15:14	64.2	63.9	67.5	54.1
25/09/2024	15:19	55.5		57.2	53.7
25/09/2024	15:24	59.5		60.7	53.5
25/09/2024	15:29	58.0		60.9	52.7
25/09/2024	15:34	54.4		56.1	52.6
25/09/2024	15:39	57.6		60.2	53.5
25/09/2024	15:44	59.0	57.1	60.0	49.3
25/09/2024	15:49	52.5		54.2	49.7
25/09/2024	15:54	54.9		56.2	52.8
25/09/2024	15:59	59.8		60.8	57.6
25/09/2024	16:04	58.5		60.8	53.3
25/09/2024	16:09	55.0		56.5	52.6
25/09/2024	16:14	57.9	57.3	60.5	54.2
25/09/2024	16:19	59.9		60.5	59.4
25/09/2024	16:24	55.0		56.5	53.3
25/09/2024	16:29	55.0		56.3	53.7
25/09/2024	16:34	59.2		60.4	53.6
25/09/2024	16:39	57.3		60.3	49.9
25/09/2024	16:44	52.5	57.1	53.6	50.9
25/09/2024	16:49	54.1		56.7	50.9
25/09/2024	16:54	59.8		60.2	59.4
25/09/2024	16:59	54.7		59.9	52.1
25/09/2024	17:04	51.5		53.3	48.7
25/09/2024	17:09	57.5		59.8	49.9
25/09/2024	17:14	58.5	57.6	60.4	50.3
25/09/2024	17:19	48.7		50.4	46.8
25/09/2024	17:24	58.4		61.6	49.6
25/09/2024	17:29	61.0		62.9	58.2
25/09/2024	17:34	59.1		62.0	52.9
25/09/2024	17:39	51.2		53.5	47.4
25/09/2024	17:44	52.5	56.1	54.0	48.7
25/09/2024	17:49	59.7		60.1	59.3
25/09/2024	17:54	54.5		59.9	46.4
25/09/2024	17:59	51.3		52.8	47.1
25/09/2024	18:04	53.0		55.7	46.5
25/09/2024	18:09	59.3		59.8	58.9
25/09/2024	18:14	53.1	56.4	59.4	47.7
25/09/2024	18:19	52.8		53.8	48.1
25/09/2024	18:24	54.4		58.7	45.8
25/09/2024	18:29	59.6		60.0	59.1
25/09/2024	18:34	51.8		52.5	50.4
25/09/2024	18:39	52.8		57.1	46.2
25/09/2024	18:44	53.1	54.8	59.2	45.2
25/09/2024	18:49	60.2		60.7	59.7
25/09/2024	18:54	51.5		53.7	45.1
25/09/2024	18:59	47.6		50.8	44.7
		Mean	58.4		
		Maximum	63.9		
		Minimum	54.5		

Date	Start Time	Leq (5mins)	Leq (30mins)	L10 (5mins)	L90 (5mins)
26/09/2024	7:04	58.7		62.2	55.1
26/09/2024	7:09	62.6		63.3	61.4
26/09/2024	7:14	58.8	60.8	66.9	55.8
26/09/2024	7:19	61.9		63.7	55.1
26/09/2024	7:24	62.6		62.8	60.5
26/09/2024	7:29	57.7		58.4	54.8
26/09/2024	7:34	61.9		66.1	55.4
26/09/2024	7:39	60.4		62.1	56.7
26/09/2024	7:44	59.1	59.7	60.9	56.2
26/09/2024	7:49	58.4		59.7	56.2
26/09/2024	7:54	58.6		60.4	56.6
26/09/2024	7:59	58.4		59.9	56.2
26/09/2024	8:04	57.1		58.4	55.7
26/09/2024	8:09	56.9		58.6	54.9
26/09/2024	8:14	58.5	57.4	60.8	55.9
26/09/2024	8:19	58.2		59.8	55.7
26/09/2024	8:24	57.2		58.9	55.3
26/09/2024	8:29	55.9		57.1	54.6
26/09/2024	8:34	55.8		57.6	53.5
26/09/2024	8:39	55.4		56.7	53.3
26/09/2024	8:44	55.0	54.9	56.2	53.2
26/09/2024	8:49	52.7		53.8	51.4
26/09/2024	8:54	54.8		56.0	51.9
26/09/2024	8:59	54.9		55.2	52.1
26/09/2024	9:04	53.5		54.6	52.0
26/09/2024	9:09	52.9		54.3	51.3
26/09/2024	9:14	52.2	52.8	53.2	50.9
26/09/2024	9:19	52.5		54.0	50.8
26/09/2024	9:24	53.1		54.5	51.5
26/09/2024	9:29	52.7		54.0	51.2
26/09/2024	9:34	52.7		53.7	51.3
26/09/2024	9:39	52.4		53.5	50.9
26/09/2024	9:44	55.0	55.9	56.5	52.8
26/09/2024	9:49	58.4		59.6	56.4
26/09/2024	9:54	56.2		57.8	54.8
26/09/2024	9:59	57.3		59.5	55.0
26/09/2024	10:04	57.7		59.6	55.6
26/09/2024	10:09	58.1		59.7	56.2
26/09/2024	10:14	58.3	58.5	59.7	56.3
26/09/2024	10:19	58.4		60.1	56.6
26/09/2024	10:24	58.8		60.3	56.7
26/09/2024	10:29	59.7		61.8	56.6
26/09/2024	10:34	59.2		61.1	57.0
26/09/2024	10:39	59.4		61.1	57.5
26/09/2024	10:44	59.8	62.1	61.4	58.1
26/09/2024	10:49	59.3		60.8	57.5
26/09/2024	10:54	61.7		63.8	58.9
26/09/2024	10:59	66.7		70.1	59.8
26/09/2024	11:04	65.7		69.8	58.2
26/09/2024	11:09	60.1		62.0	57.9
26/09/2024	11:14	59.0	61.1	60.1	57.2
26/09/2024	11:19	58.4		59.7	56.5
26/09/2024	11:24	58.7		59.9	56.7
26/09/2024	11:29	58.5		59.9	56.5
26/09/2024	11:34	60.7		62.2	58.2
26/09/2024	11:39	59.4		60.6	57.4
26/09/2024	11:44	59.4	59.6	61.2	57.4
26/09/2024	11:49	59.2		60.8	57.2
26/09/2024	11:54	59.6		61.4	57.2
26/09/2024	11:59	58.8		60.3	56.7
26/09/2024	12:04	58.8		60.2	56.7
26/09/2024	12:09	58.7		60.3	56.8
26/09/2024	12:14	58.0	58.5	59.8	56.1
26/09/2024	12:19	58.7		60.5	56.6
26/09/2024	12:24	58.3		59.8	56.7
26/09/2024	12:29	58.3		59.7	56.6
26/09/2024	12:34	60.0		61.8	57.9
26/09/2024	12:39	58.4		59.9	56.8
26/09/2024	12:44	59.6	60.3	61.3	57.3
26/09/2024	12:49	62.4		65.1	59.1
26/09/2024	12:54	59.9		61.6	57.5
26/09/2024	12:59	60.5		62.6	57.8
26/09/2024	13:04	59.7		61.5	57.6
26/09/2024	13:09	58.8		61.1	56.2
26/09/2024	13:14	57.3	61.1	58.4	55.8
26/09/2024	13:19	61.5		64.6	56.3
26/09/2024	13:24	63.6		65.5	55.3
26/09/2024	13:29	62.6		65.3	59.5
26/09/2024	13:34	64.9		67.7	59.5
26/09/2024	13:39	66.4		69.5	60.0
26/09/2024	13:44	61.3	63.2	64.2	57.7
26/09/2024	13:49	61.3		63.3	58.2
26/09/2024	13:54	61.2		63.5	58.6
26/09/2024	13:59	60.3		61.1	58.5
26/09/2024	14:04	64.9		67.3	60.4
26/09/2024	14:09	65.2		67.2	60.6
26/09/2024	14:14	65.1	63.9	67.6	60.9
26/09/2024	14:19	61.1		62.9	58.5
26/09/2024	14:24	60.8		62.6	58.5
26/09/2024	14:29	64.0		64.2	58.3
26/09/2024	14:34	58.9		60.4	57.3
26/09/2024	14:39	61.3		63.2	58.3
26/09/2024	14:44	60.4	60.1	62.7	57.6
26/09/2024	14:49	58.7		60.0	57.3
26/09/2024	14:54	58.1		59.5	56.6
26/09/2024	14:59	61.7		61.7	58.2
26/09/2024	15:04	62.8		64.2	59.7
26/09/2024	15:09	60.3		61.5	58.3
26/09/2024	15:14	58.5	60.0	60.0	55.4
26/09/2024	15:19	59.3		60.1	58.2
26/09/2024	15:24	57.2		58.7	54.9
26/09/2024	15:29	59.4		60.8	56.9
26/09/2024	15:34	58.9		60.4	56.1
26/09/2024	15:39	57.4		59.2	55.0
26/09/2024	15:44	59.6	59.2	59.7	56.1
26/09/2024	15:49	57.9		59.5	55.0
26/09/2024	15:54	59.5		59.6	57.3
26/09/2024	15:59	60.8		62.7	57.4
26/09/2024	16:04	59.4		60.8	57.3
26/09/2024	16:09	57.7		58.8	56.3
26/09/2024	16:14	61.0	60.8	63.7	55.3
26/09/2024	16:19	61.1		62.4	58.6
26/09/2024	16:24	61.8		62.6	57.4
26/09/2024	16:29	62.3		64.3	59.1
26/09/2024	16:34	61.9		63.3	59.4
26/09/2024	16:39	60.3		61.8	57.4
26/09/2024	16:44	64.7	62.9	64.9	60.3
26/09/2024	16:49	62.9		64.3	58.9
26/09/2024	16:54	62.4		63.1	58.9
26/09/2024	16:59	64.1		65.7	60.0
26/09/2024	17:04	73.0		77.2	63.1
26/09/2024	17:09	76.7		79.7	67.9
26/09/2024	17:14	72.6	71.7	76.3	62.0
26/09/2024	17:19	63.3		64.2	58.7
26/09/2024	17:24	60.4		61.9	56.3
26/09/2024	17:29	59.5		60.2	56.9
26/09/2024	17:34	60.0		62.0	56.9
26/09/2024	17:39	59.6		60.7	56.6
26/09/2024	17:44	63.4	60.4	63.8	56.1
26/09/2024	17:49	60.3		62.7	56.6
26/09/2024	17:54	59.1		61.0	56.4
26/09/2024	17:59	58.0		59.3	55.4
26/09/2024	18:04	57.9		59.5	55.3
26/09/2024	18:09	58.4		59.2	55.6
26/09/2024	18:14	57.4	57.7	58.6	55.2
26/09/2024	18:19	58.1		59.6	55.7
26/09/2024	18:24	57.2		58.2	54.9
26/09/2024	18:29	56.7		58.1	54.6
26/09/2024	18:34	58.2		59.2	54.8
26/09/2024	18:39	57.3		57.6	55.1
26/09/2024	18:44	57.4	58.0	57.7	54.0
26/09/2024	18:49	57.3		58.9	53.9
26/09/2024	18:54	57.1		57.9	54.2
26/09/2024	18:59	59.9		60.3	54.6
		Mean	60.0		
		Maximum	71.7		
		Minimum	52.8		

Station: CM20

Date	Start Time	Leq (5mins)	Leq (30mins)	L10 (5mins)	L90 (5mins)
27/09/2024	7:04	67.4	65.4	70.3	61.8
27/09/2024	7:09	65.1		67.2	59.8
27/09/2024	7:14	67.7		68.5	60.4
27/09/2024	7:19	64.4		65.5	60.9
27/09/2024	7:24	62.0		63.2	58.8
27/09/2024	7:29	63.1		65.8	58.9
27/09/2024	7:34	61.2	67.1	62.9	59.5
27/09/2024	7:39	67.1		70.6	60.5
27/09/2024	7:44	72.8		73.6	59.8
27/09/2024	7:49	59.9		63.1	57.8
27/09/2024	7:54	61.7		62.8	57.7
27/09/2024	7:59	64.3		64.3	59.8
27/09/2024	8:04	62.8	71.8	64.1	58.5
27/09/2024	8:09	62.5		63.1	59.5
27/09/2024	8:14	65.0		67.8	60.3
27/09/2024	8:19	73.8		77.8	63.8
27/09/2024	8:24	76.5		79.6	67.3
27/09/2024	8:29	71.9		75.1	60.5
27/09/2024	8:34	63.7	61.4	64.2	58.6
27/09/2024	8:39	59.6		61.8	56.3
27/09/2024	8:44	59.5		60.7	56.9
27/09/2024	8:49	59.9		61.7	56.7
27/09/2024	8:54	59.9		61.0	56.3
27/09/2024	8:59	63.5		63.5	56.7
27/09/2024	9:04	60.3	58.5	62.4	56.6
27/09/2024	9:09	58.5		60.5	55.9
27/09/2024	9:14	57.9		59.3	55.3
27/09/2024	9:19	58.1		59.6	55.6
27/09/2024	9:24	58.4		58.9	55.7
27/09/2024	9:29	57.5		58.8	55.2
27/09/2024	9:34	58.0	57.4	59.7	55.4
27/09/2024	9:39	56.9		58.0	55.0
27/09/2024	9:44	56.8		58.2	54.6
27/09/2024	9:49	58.0		59.3	54.4
27/09/2024	9:54	57.7		58.0	55.1
27/09/2024	9:59	57.1		57.6	53.9
27/09/2024	10:04	57.5	58.5	59.0	54.0
27/09/2024	10:09	56.9		57.9	54.2
27/09/2024	10:14	59.9		60.7	54.6
27/09/2024	10:19	57.2		58.9	54.1
27/09/2024	10:24	59.8		60.2	55.4
27/09/2024	10:29	58.4		60.2	54.9
27/09/2024	10:34	56.7	59.5	58.0	54.5
27/09/2024	10:39	59.5		60.0	55.1
27/09/2024	10:44	61.5		63.3	56.2
27/09/2024	10:49	61.8		63.8	57.1
27/09/2024	10:54	58.0		59.6	55.5
27/09/2024	10:59	55.7		57.4	53.2
27/09/2024	11:04	58.4	57.6	58.7	53.5
27/09/2024	11:09	58.0		59.1	54.2
27/09/2024	11:14	56.4		58.1	52.7
27/09/2024	11:19	55.4		57.0	53.4
27/09/2024	11:24	56.2		57.1	54.2
27/09/2024	11:29	59.6		60.1	54.6
27/09/2024	11:34	59.0	58.2	60.7	53.8
27/09/2024	11:39	55.7		58.1	52.9
27/09/2024	11:44	57.1		58.2	53.4
27/09/2024	11:49	60.3		61.4	54.5
27/09/2024	11:54	57.3		58.9	53.5
27/09/2024	11:59	58.4		59.1	53.3
27/09/2024	12:04	57.4	58.1	59.8	53.4
27/09/2024	12:09	59.7		60.1	53.7
27/09/2024	12:14	57.6		58.9	53.4
27/09/2024	12:19	58.3		59.4	54.4
27/09/2024	12:24	57.2		58.4	56.1
27/09/2024	12:29	58.1		59.3	55.2
27/09/2024	12:34	58.0		58.9	56.1
27/09/2024	12:39	56.4		59.0	53.3
27/09/2024	12:44	59.2		60.5	54.5
27/09/2024	12:49	60.4		60.5	55.7
27/09/2024	12:54	59.1		60.8	54.1
		Mean	61.2		
		Maximum	71.8		
		Minimum	57.4		

Summary of Noise Monitoring Results during 07:00 - 19:00 at CM20	
	Leq (30mins)
Mean	57.8
Maximum	71.8
Minimum	50.8

Note:
1. The Leq (5mins) values within the time slots that do not have six consecutive Leq (5mins) values are not included in calculation of Leq (30mins).
2. Short periods of data gaps in tables are due to suspension of monitoring during replacement of batteries for the sound level meter.

Station: CM20

Date	Start Time	Leq (5mins)	Leq (30mins)	L10 (5mins)	L90 (5mins)
13/09/2024	19:04	71.7	66.9	73.0	70.1
13/09/2024	19:09	69.3		71.2	66.5
13/09/2024	19:14	65.5		67.2	63.2
13/09/2024	19:19	62.1		64.3	58.2
13/09/2024	19:24	58.6		61.0	55.7
13/09/2024	19:29	57.2		59.2	55.2
13/09/2024	19:34	57.1	56.2	59.0	55.0
13/09/2024	19:39	56.3		57.3	55.0
13/09/2024	19:44	56.1		57.2	55.1
13/09/2024	19:49	55.7		56.4	54.9
13/09/2024	19:54	56.3		56.4	54.8
13/09/2024	19:59	55.4		55.8	54.6
13/09/2024	20:04	55.3	55.3	55.6	54.6
13/09/2024	20:09	55.5		56.1	54.6
13/09/2024	20:14	55.2		55.8	54.6
13/09/2024	20:19	55.3		55.6	54.6
13/09/2024	20:24	55.4		55.7	54.7
13/09/2024	20:29	55.2		55.5	54.6
13/09/2024	20:34	55.3	55.8	55.5	54.7
13/09/2024	20:39	56.8		58.4	54.6
13/09/2024	20:44	55.3		55.6	54.6
13/09/2024	20:49	55.1		55.5	54.6
13/09/2024	20:54	55.0		55.3	54.5
13/09/2024	20:59	56.8		57.3	54.8
13/09/2024	21:04	55.3	56.8	55.7	54.7
13/09/2024	21:09	55.5		55.8	54.6
13/09/2024	21:14	56.1		56.6	55.3
13/09/2024	21:19	57.2		57.6	56.7
13/09/2024	21:24	58.0		58.4	57.3
13/09/2024	21:29	58.1		58.7	57.4
13/09/2024	21:34	57.8	57.6	58.3	57.1
13/09/2024	21:39	57.6		58.1	56.9
13/09/2024	21:44	57.4		57.9	56.9
13/09/2024	21:49	57.6		58.1	57.0
13/09/2024	21:54	57.7		58.2	57.1
13/09/2024	21:59	57.6		57.9	57.0
13/09/2024	22:04	57.4	57.6	57.8	56.9
13/09/2024	22:09	57.3		57.6	56.6
13/09/2024	22:14	57.4		57.9	56.8
13/09/2024	22:19	57.6		58.1	57.0
13/09/2024	22:24	57.8		58.1	57.2
13/09/2024	22:29	57.8		58.1	57.2
13/09/2024	22:34	57.0	56.0	58.0	55.5
13/09/2024	22:39	55.7		56.3	55.1
13/09/2024	22:44	55.7		56.5	54.7
13/09/2024	22:49	55.7		56.2	54.9
13/09/2024	22:54	55.8		56.6	54.8
13/09/2024	22:59	55.7		56.5	54.7
		Mean	57.8		
		Maximum	66.9		
		Minimum	55.3		

Date	Start Time	Leq (5mins)	Leq (30mins)	L10 (5mins)	L90 (5mins)
14/09/2024	19:04	54.8	56.6	55.3	54.3
14/09/2024	19:09	54.9		55.2	54.3
14/09/2024	19:14	54.9		55.2	54.3
14/09/2024	19:19	54.9		55.2	54.4
14/09/2024	19:24	60.9		65.9	54.4
14/09/2024	19:29	54.9		55.3	54.4
14/09/2024	19:34	55.0	55.3	55.5	54.4
14/09/2024	19:39	54.9		55.2	54.4
14/09/2024	19:44	55.2		55.7	54.5
14/09/2024	19:49	55.1		55.5	54.5
14/09/2024	19:54	55.6		56.1	54.7
14/09/2024	19:59	55.7		56.4	54.6
14/09/2024	20:04	56.9	57.5	57.0	54.7
14/09/2024	20:09	59.4		62.8	54.7
14/09/2024	20:14	56.0		57.3	54.6
14/09/2024	20:19	55.3		55.5	54.5
14/09/2024	20:24	59.5		62.2	54.6
14/09/2024	20:29	55.5		55.6	54.5
14/09/2024	20:34	55.6	55.3	55.8	54.5
14/09/2024	20:39	55.8		56.6	54.6
14/09/2024	20:44	55.3		55.9	54.4
14/09/2024	20:49	55.0		55.3	54.4
14/09/2024	20:54	54.8		55.2	54.3
14/09/2024	20:59	55.1		55.4	54.4
14/09/2024	21:04	56.3	56.4	57.0	54.9
14/09/2024	21:09	56.1		56.5	55.6
14/09/2024	21:14	56.0		56.3	55.6
14/09/2024	21:19	56.2		56.5	55.6
14/09/2024	21:24	56.3		56.6	55.9
14/09/2024	21:29	57.5		58.3	56.0
14/09/2024	21:34	56.2	56.5	56.5	55.6
14/09/2024	21:39	56.5		56.8	55.9
14/09/2024	21:44	56.6		56.9	56.0
14/09/2024	21:49	56.3		56.7	55.8
14/09/2024	21:54	56.9		57.0	56.0
14/09/2024	21:59	56.6		57.4	55.8
14/09/2024	22:04	56.6	56.0	57.0	56.0
14/09/2024	22:09	56.4		56.8	55.7
14/09/2024	22:14	58.3		59.5	53.7
14/09/2024	22:19	54.6		55.4	53.8
14/09/2024	22:24	54.1		54.7	53.5
14/09/2024	22:29	54.6		54.9	53.9
14/09/2024	22:34	54.1	54.4	54.6	53.1
14/09/2024	22:39	54.2		55.0	53.3
14/09/2024	22:44	54.3		54.8	53.8
14/09/2024	22:49	54.6		55.2	53.6
14/09/2024	22:54	54.4		54.8	53.8
14/09/2024	22:59	54.8		54.9	54.2
		Mean	56.0		
		Maximum	57.5		
		Minimum	54.4		

Date	Start Time	Leq (5mins)	Leq (30mins)	L10 (5mins)	L90 (5mins)
15/09/2024	19:04	54.5	57.4	54.5	53.5
15/09/2024	19:09	54.5		54.6	53.6
15/09/2024	19:14	54.2		54.6	53.5
15/09/2024	19:19	54.2		54.6	53.6
15/09/2024	19:24	54.3		54.9	53.7
15/09/2024	19:29	62.9		67.5	53.7
15/09/2024	19:34	56.5	55.9	57.0	54.3
15/09/2024	19:39	54.6		54.9	54.0
15/09/2024	19:44	54.8		55.0	54.0
15/09/2024	19:49	57.8		61.4	54.2
15/09/2024	19:54	54.9		55.6	54.1
15/09/2024	19:59	55.6		56.9	54.2
15/09/2024	20:04	54.7	58.9	55.2	54.0
15/09/2024	20:09	60.5		63.3	53.9
15/09/2024	20:14	63.7		67.2	54.2
15/09/2024	20:19	54.4		54.7	53.9
15/09/2024	20:24	54.6		55.2	53.9
15/09/2024	20:29	55.2		55.5	54.8
15/09/2024	20:34	55.1	55.5	55.4	54.7
15/09/2024	20:39	55.1		55.4	54.6
15/09/2024	20:44	55.4		55.6	55.0
15/09/2024	20:49	55.4		55.6	55.0
15/09/2024	20:54	55.9		56.3	55.3
15/09/2024	20:59	55.8		56.2	55.2
15/09/2024	21:04	55.5	55.7	55.9	55.0
15/09/2024	21:09	55.6		56.1	55.1
15/09/2024	21:14	55.7		56.0	55.3
15/09/2024	21:19	55.8		56.1	55.3
15/09/2024	21:24	55.5		55.8	55.1
15/09/2024	21:29	55.8		56.1	55.3
15/09/2024	21:34	55.6	55.5	56.0	55.1
15/09/2024	21:39	55.5		55.9	55.0
15/09/2024	21:44	55.6		56.0	55.2
15/09/2024	21:49	55.3		55.6	54.8
15/09/2024	21:54	55.5		55.8	55.0
15/09/2024	21:59	55.5		55.9	54.9
15/09/2024	22:04	55.3	54.3	55.7	54.9
15/09/2024	22:09	55.6		56.0	55.1
15/09/2024	22:14	54.3		55.6	53.0
15/09/2024	22:19	53.3		53.9	52.6
15/09/2024	22:24	53.3		53.6	52.7
15/09/2024	22:29	53.2		53.5	52.6
15/09/2024	22:34	53.7	54.1	54.1	53.1
15/09/2024	22:39	53.7		53.9	52.7
15/09/2024	22:44	54.1		54.6	53.4
15/09/2024	22:49	54.3		54.8	53.7
15/09/2024	22:54	54.1		54.4	53.5
15/09/2024	22:59	54.5		54.9	53.9
		Mean	55.9		
		Maximum	58.9		
		Minimum	54.1		

Station: CM20

Date	Start Time	Leq (5mins)	Leq (30mins)	L10 (5mins)	L90 (5mins)
16/09/2024	19:04	54.6	55.4	54.9	54.1
16/09/2024	19:09	54.9		55.4	54.2
16/09/2024	19:14	55.4		55.8	54.3
16/09/2024	19:19	57.1		61.8	54.5
16/09/2024	19:24	55.2		56.5	54.3
16/09/2024	19:29	54.9		55.2	54.2
16/09/2024	19:34	55.0	55.3	55.4	54.5
16/09/2024	19:39	55.8		56.6	54.7
16/09/2024	19:44	56.3		56.4	54.8
16/09/2024	19:49	55.4		55.9	54.6
16/09/2024	19:54	54.7		55.6	52.1
16/09/2024	19:59	54.2		56.8	51.7
16/09/2024	20:04	57.9	54.1	58.3	51.8
16/09/2024	20:09	52.3		52.7	51.7
16/09/2024	20:14	52.3		52.8	51.8
16/09/2024	20:19	52.3		52.9	51.6
16/09/2024	20:24	53.5		54.9	51.4
16/09/2024	20:29	52.8		53.3	51.7
16/09/2024	20:34	53.1	54.0	53.5	52.5
16/09/2024	20:39	53.1		53.4	52.3
16/09/2024	20:44	53.9		54.3	52.5
16/09/2024	20:49	54.7		55.3	53.9
16/09/2024	20:54	54.6		54.9	54.1
16/09/2024	20:59	54.5		54.8	54.0
16/09/2024	21:04	54.5	55.6	54.8	54.1
16/09/2024	21:09	55.5		56.3	54.3
16/09/2024	21:14	56.9		57.9	55.2
16/09/2024	21:19	55.3		55.7	54.8
16/09/2024	21:24	55.4		55.8	54.8
16/09/2024	21:29	55.5		55.8	55.0
16/09/2024	21:34	54.9	55.2	55.3	54.2
16/09/2024	21:39	55.3		55.8	54.7
16/09/2024	21:44	55.1		55.4	54.5
16/09/2024	21:49	55.6		56.1	55.0
16/09/2024	21:54	54.8		55.4	54.1
16/09/2024	21:59	55.5		55.9	54.2
16/09/2024	22:04	57.2	55.4	59.4	54.3
16/09/2024	22:09	55.0		55.8	54.3
16/09/2024	22:14	55.1		55.5	54.5
16/09/2024	22:19	54.9		55.1	54.3
16/09/2024	22:24	55.2		55.5	54.3
16/09/2024	22:29	54.6		55.0	54.0
16/09/2024	22:34	54.9	54.7	55.3	54.3
16/09/2024	22:39	54.6		55.0	54.0
16/09/2024	22:44	54.7		55.1	54.1
16/09/2024	22:49	54.7		55.1	54.1
16/09/2024	22:54	54.6		55.2	54.0
16/09/2024	22:59	54.7		55.1	54.3

Mean	55.0
Maximum	55.6
Minimum	54.0

Date	Start Time	Leq (5mins)	Leq (30mins)	L10 (5mins)	L90 (5mins)
17/09/2024	19:04	55.0	54.9	55.2	54.4
17/09/2024	19:09	55.1		55.3	54.4
17/09/2024	19:14	55.2		55.9	54.4
17/09/2024	19:19	55.1		55.6	54.5
17/09/2024	19:24	54.3		55.3	54.1
17/09/2024	19:29	54.9		55.1	54.4
17/09/2024	19:34	54.8	55.3	55.1	54.3
17/09/2024	19:39	54.9		55.2	54.4
17/09/2024	19:44	55.3		55.7	54.4
17/09/2024	19:49	55.3		55.7	54.5
17/09/2024	19:54	56.1		56.5	54.8
17/09/2024	19:59	55.5		56.4	54.7
17/09/2024	20:04	55.3	55.4	55.6	54.8
17/09/2024	20:09	55.3		55.6	54.7
17/09/2024	20:14	55.3		55.7	54.8
17/09/2024	20:19	55.7		56.1	54.8
17/09/2024	20:24	55.3		55.8	54.6
17/09/2024	20:29	55.3		55.7	54.7
17/09/2024	20:34	55.9	55.5	56.0	54.8
17/09/2024	20:39	55.3		55.6	54.9
17/09/2024	20:44	55.4		55.8	54.9
17/09/2024	20:49	55.4		55.6	54.7
17/09/2024	20:54	55.6		55.9	54.7
17/09/2024	20:59	55.4		56.0	54.7
17/09/2024	21:04	56.0	54.6	56.2	51.8
17/09/2024	21:09	52.8		53.4	51.5
17/09/2024	21:14	53.1		54.4	51.5
17/09/2024	21:19	52.7		53.0	51.5
17/09/2024	21:24	54.2		55.2	51.7
17/09/2024	21:29	57.0		60.5	51.8
17/09/2024	21:34	55.1	61.5	57.3	51.9
17/09/2024	21:39	58.4		60.2	52.0
17/09/2024	21:44	62.2		66.6	53.9
17/09/2024	21:49	66.5		68.1	63.5
17/09/2024	21:54	59.8		62.6	54.8
17/09/2024	21:59	55.4		58.2	52.5
17/09/2024	22:04	54.7	54.4	56.9	52.9
17/09/2024	22:09	53.9		55.0	52.7
17/09/2024	22:14	54.1		55.1	52.7
17/09/2024	22:19	54.7		55.6	53.1
17/09/2024	22:24	53.6		54.4	52.7
17/09/2024	22:29	55.0		55.4	52.8
17/09/2024	22:34	55.0	55.1	55.4	54.3
17/09/2024	22:39	54.6		54.8	54.0
17/09/2024	22:44	54.4		54.6	53.9
17/09/2024	22:49	54.5		54.9	54.0
17/09/2024	22:54	55.4		56.7	54.1
17/09/2024	22:59	56.5		56.7	56.0

Mean	55.8
Maximum	61.5
Minimum	54.4

Date	Start Time	Leq (5mins)	Leq (30mins)	L10 (5mins)	L90 (5mins)
18/09/2024	19:04	55.3	58.8	55.6	54.7
18/09/2024	19:09	56.3		57.7	54.7
18/09/2024	19:14	55.6		55.8	54.7
18/09/2024	19:19	62.4		62.4	54.8
18/09/2024	19:24	57.1		58.0	54.6
18/09/2024	19:29	60.6		64.9	54.8
18/09/2024	19:34	55.5	55.5	55.9	54.8
18/09/2024	19:39	56.8		57.1	54.7
18/09/2024	19:44	55.3		55.6	54.7
18/09/2024	19:49	55.1		55.4	54.6
18/09/2024	19:54	54.9		55.2	54.4
18/09/2024	19:59	55.1		55.3	54.6
18/09/2024	20:04	55.0	55.9	55.5	54.5
18/09/2024	20:09	56.1		56.8	54.5
18/09/2024	20:14	55.2		55.5	54.6
18/09/2024	20:19	55.3		55.8	54.5
18/09/2024	20:24	56.5		56.8	55.6
18/09/2024	20:29	56.8		57.9	55.5
18/09/2024	20:34	55.9	56.0	56.2	55.4
18/09/2024	20:39	56.2		56.6	55.7
18/09/2024	20:44	56.1		56.5	55.6
18/09/2024	20:49	56.0		56.3	55.5
18/09/2024	20:54	55.7		56.0	55.3
18/09/2024	20:59	55.8		56.1	55.5
18/09/2024	21:04	55.8	55.6	56.2	55.5
18/09/2024	21:09	56.4		56.7	55.8
18/09/2024	21:14	56.3		56.7	55.0
18/09/2024	21:19	54.8		56.2	52.0
18/09/2024	21:24	54.5		55.8	52.9
18/09/2024	21:29	55.2		55.8	54.3
18/09/2024	21:34	55.3	55.6	56.2	54.3
18/09/2024	21:39	55.5		56.3	54.7
18/09/2024	21:44	55.6		56.4	54.8
18/09/2024	21:49	55.4		56.0	54.6
18/09/2024	21:54	55.9		56.8	54.4
18/09/2024	21:59	55.9		56.3	54.7
18/09/2024	22:04	56.5	55.8	56.7	55.3
18/09/2024	22:09	55.4		55.9	54.8
18/09/2024	22:14	56.0		56.4	55.4
18/09/2024	22:19	56.0		56.5	54.9
18/09/2024	22:24	55.9		56.3	55.2
18/09/2024	22:29	54.6		55.4	53.4
18/09/2024	22:34	55.2	55.8	55.9	54.2
18/09/2024	22:39	56.1		56.4	55.6
18/09/2024	22:44	56.0		56.3	55.2
18/09/2024	22:49	56.1		56.4	55.6
18/09/2024	22:54	55.7		56.3	55.1
18/09/2024	22:59	55.9		56.4	55.4

Mean	56.1
Maximum	58.8
Minimum	55.5

Station: CM20

Date	Start Time	Leq (5mins)	Leq (30mins)	L10 (5mins)	L90 (5mins)
19/09/2024	19:04	54.4		54.7	54.0
19/09/2024	19:09	62.5		71.5	54.1
19/09/2024	19:14	56.2	58.0	58.5	54.0
19/09/2024	19:19	58.5		63.5	54.1
19/09/2024	19:24	54.8		59.8	54.0
19/09/2024	19:29	55.2		55.7	54.0
19/09/2024	19:34	55.1		56.3	54.0
19/09/2024	19:39	54.5		54.8	53.9
19/09/2024	19:44	54.7	55.2	55.1	54.0
19/09/2024	19:49	56.8		58.6	53.9
19/09/2024	19:54	55.0		56.2	54.0
19/09/2024	19:59	54.7		55.4	54.0
19/09/2024	20:04	57.2		58.2	54.2
19/09/2024	20:09	54.8		55.4	54.3
19/09/2024	20:14	55.4	55.8	55.7	55.0
19/09/2024	20:19	55.7		55.8	55.1
19/09/2024	20:24	55.4		55.7	54.9
19/09/2024	20:29	55.8		56.0	55.0
19/09/2024	20:34	55.5		55.8	55.1
19/09/2024	20:39	56.3		56.4	55.5
19/09/2024	20:44	56.0	56.2	56.2	55.5
19/09/2024	20:49	56.0		56.2	55.4
19/09/2024	20:54	55.9		56.2	55.4
19/09/2024	20:59	57.3		58.6	55.5
19/09/2024	21:04	56.0		56.4	55.4
19/09/2024	21:09	56.2		56.6	55.8
19/09/2024	21:14	56.4	56.1	56.5	55.9
19/09/2024	21:19	56.7		56.8	55.7
19/09/2024	19:24	54.8		59.8	54.0
19/09/2024	21:29	56.5		56.8	56.1
19/09/2024	21:34	56.5		56.8	56.0
19/09/2024	21:39	56.4		56.7	55.9
19/09/2024	21:44	55.2	55.4	56.1	54.3
19/09/2024	21:49	54.5		54.9	53.9
19/09/2024	21:54	54.8		55.1	54.3
19/09/2024	21:59	54.8		55.2	54.3
19/09/2024	22:04	54.7		55.0	54.2
19/09/2024	22:09	54.9		55.2	54.4
19/09/2024	22:14	54.6	54.8	54.9	54.1
19/09/2024	22:19	54.8		55.2	54.2
19/09/2024	22:24	54.6		54.9	54.0
19/09/2024	22:29	55.1		55.3	54.5
19/09/2024	22:34	55.3		55.6	54.7
19/09/2024	22:39	55.3		55.7	54.7
19/09/2024	22:44	55.3	55.0	55.7	54.9
19/09/2024	22:49	55.2		55.5	54.8
19/09/2024	22:54	54.6		55.0	53.9
19/09/2024	22:59	54.2		54.6	53.7
		Mean	55.8		
		Maximum	58.0		
		Minimum	54.8		

Date	Start Time	Leq (5mins)	Leq (30mins)	L10 (5mins)	L90 (5mins)
20/09/2024	19:04	56.9		59.0	55.0
20/09/2024	19:09	60.6		63.1	57.1
20/09/2024	19:14	64.1	64.6	66.0	61.7
20/09/2024	19:19	63.2		65.2	60.4
20/09/2024	19:24	66.7		68.9	63.0
20/09/2024	19:29	68.0		69.2	66.4
20/09/2024	19:34	56.1		58.4	53.2
20/09/2024	19:39	55.8		57.7	53.0
20/09/2024	19:44	57.2	55.6	58.9	52.7
20/09/2024	19:49	55.1		55.7	52.1
20/09/2024	19:54	54.6		56.1	52.4
20/09/2024	19:59	53.7		54.9	52.2
20/09/2024	20:04	53.8		54.7	52.1
20/09/2024	20:09	53.3		54.4	51.9
20/09/2024	20:14	53.3	53.7	54.4	51.7
20/09/2024	20:19	54.5		56.0	52.3
20/09/2024	20:24	53.8		54.6	51.8
20/09/2024	20:29	53.3		54.4	51.8
20/09/2024	20:34	55.4		56.0	52.1
20/09/2024	20:39	55.2		56.9	51.9
20/09/2024	20:44	53.4	54.1	54.5	51.8
20/09/2024	20:49	53.8		54.3	51.9
20/09/2024	20:54	52.7		53.8	51.2
20/09/2024	20:59	53.1		54.1	51.1
20/09/2024	21:04	52.7		53.9	51.1
20/09/2024	21:09	52.9		54.0	51.4
20/09/2024	21:14	52.8	52.8	54.0	51.3
20/09/2024	21:19	52.7		54.0	51.1
20/09/2024	21:24	52.9		54.0	51.3
20/09/2024	21:29	52.9		54.2	51.1
20/09/2024	21:34	53.1		54.3	51.4
20/09/2024	21:39	53.0		54.2	51.5
20/09/2024	21:44	52.7	53.2	53.8	51.0
20/09/2024	21:49	53.1		54.3	51.3
20/09/2024	21:54	53.2		54.3	51.3
20/09/2024	21:59	53.9		54.6	51.6
20/09/2024	22:04	53.4		54.5	51.8
20/09/2024	22:09	53.1		54.4	51.4
20/09/2024	22:14	52.8	54.4	54.0	51.1
20/09/2024	22:19	54.4		55.7	52.1
20/09/2024	22:24	57.0		59.7	53.6
20/09/2024	22:29	54.1		55.4	51.5
20/09/2024	22:34	52.9		54.1	51.3
20/09/2024	22:39	53.1		54.1	51.3
20/09/2024	22:44	53.2	53.3	54.3	51.6
20/09/2024	22:49	54.1		56.8	51.7
20/09/2024	22:54	53.1		54.1	51.2
20/09/2024	22:59	53.5		54.6	51.4
		Mean	55.2		
		Maximum	64.6		
		Minimum	52.8		

Date	Start Time	Leq (5mins)	Leq (30mins)	L10 (5mins)	L90 (5mins)
21/09/2024	19:04	56.8		59.4	54.1
21/09/2024	19:09	57.5		60.0	54.1
21/09/2024	19:14	54.4	55.2	54.9	53.3
21/09/2024	19:19	53.4		53.9	52.9
21/09/2024	19:24	53.6		54.1	53.0
21/09/2024	19:29	53.6		54.0	53.1
21/09/2024	19:34	53.9		54.5	53.2
21/09/2024	19:39	53.7		54.2	53.2
21/09/2024	19:44	53.8	53.9	54.1	52.9
21/09/2024	19:49	53.7		54.7	52.8
21/09/2024	19:54	52.8		53.2	52.3
21/09/2024	19:59	55.1		57.2	52.7
21/09/2024	20:04	53.5		54.7	52.6
21/09/2024	20:09	54.1		55.2	52.8
21/09/2024	20:14	55.9	56.3	57.6	53.0
21/09/2024	20:19	57.4		58.9	54.1
21/09/2024	20:24	55.4		56.6	54.0
21/09/2024	20:29	59.0		61.1	55.2
21/09/2024	20:34	56.5		58.8	54.0
21/09/2024	20:39	54.8		55.8	53.7
21/09/2024	20:44	54.9	55.4	56.3	53.5
21/09/2024	20:49	55.2		56.5	53.7
21/09/2024	20:54	54.9		56.1	53.6
21/09/2024	20:59	55.6		57.3	53.8
21/09/2024	21:04	55.4		57.0	53.8
21/09/2024	21:09	55.9		57.4	53.6
21/09/2024	21:14	55.8	56.2	57.7	53.4
21/09/2024	21:19	55.8		57.5	53.3
21/09/2024	21:24	57.1		58.9	54.5
21/09/2024	21:29	56.7		58.5	54.1
21/09/2024	21:34	57.5		59.2	54.0
21/09/2024	21:39	56.0		57.3	54.1
21/09/2024	21:44	56.4	56.3	58.2	53.8
21/09/2024	21:49	56.3		58.1	54.2
21/09/2024	21:54	55.7		56.8	54.0
21/09/2024	21:59	55.6		56.9	54.2
21/09/2024	22:04	55.9		57.2	54.3
21/09/2024	22:09	55.1		55.6	53.9
21/09/2024	22:14	55.4	55.3	56.8	53.9
21/09/2024	22:19	55.7		57.9	53.2
21/09/2024	22:24	54.9		56.8	52.8
21/09/2024	22:29	54.7		56.0	53.0
21/09/2024	22:34	55.2		56.3	53.1
21/09/2024	22:39	54.8		55.2	53.0
21/09/2024	22:44	55.1	55.0	57.3	53.2
21/09/2024	22:49	54.9		55.6	53.5
21/09/2024	22:54	55.1		55.8	53.8
21/09/2024	22:59	54.7		55.3	53.8
		Mean	55.4		
		Maximum	56.3		
		Minimum	53.9		

Station: CM20

Date	Start Time	Leq (5mins)	Leq (30mins)	L10 (5mins)	L90 (5mins)
22/09/2024	19:04	53.9		59.4	50.7
22/09/2024	19:09	59.1		59.4	58.7
22/09/2024	19:14	55.7	57.8	59.4	46.2
22/09/2024	19:19	60.3		61.0	59.6
22/09/2024	19:24	53.0		58.4	45.9
22/09/2024	19:29	59.5		60.0	59.1
22/09/2024	19:34	53.1		57.4	46.1
22/09/2024	19:39	59.8		60.5	59.0
22/09/2024	19:44	55.0	57.5	59.9	52.2
22/09/2024	19:49	59.2		59.7	58.6
22/09/2024	19:54	55.6		59.6	50.9
22/09/2024	19:59	58.3		59.5	51.1
22/09/2024	20:04	56.2		59.4	47.5
22/09/2024	20:09	57.7		59.7	51.1
22/09/2024	20:14	57.4	58.0	59.6	45.9
22/09/2024	20:19	57.0		60.0	47.6
22/09/2024	20:24	60.3		61.7	57.1
22/09/2024	20:29	58.4		60.6	55.2
22/09/2024	20:34	61.0		61.6	60.5
22/09/2024	20:39	57.7		58.9	56.2
22/09/2024	20:44	61.5	60.1	62.3	60.8
22/09/2024	20:49	59.5		61.9	56.6
22/09/2024	20:54	60.6		62.1	57.1
22/09/2024	20:59	59.4		61.1	55.7
22/09/2024	21:04	59.0		61.2	55.6
22/09/2024	21:09	61.1		62.5	57.0
22/09/2024	21:14	56.1	59.5	57.1	54.2
22/09/2024	21:19	60.8		61.5	60.1
22/09/2024	21:24	57.7		60.8	54.8
22/09/2024	21:29	60.3		62.1	56.7
22/09/2024	21:34	59.8		61.9	56.4
22/09/2024	21:39	58.5		60.3	55.2
22/09/2024	21:44	60.1	59.0	61.0	56.8
22/09/2024	21:49	56.2		57.4	54.4
22/09/2024	21:54	60.2		60.8	59.6
22/09/2024	21:59	58.1		61.0	55.7
22/09/2024	22:04	59.2		60.7	55.2
22/09/2024	22:09	59.4		61.6	55.2
22/09/2024	22:14	58.5	59.0	60.4	55.8
22/09/2024	22:19	60.7		61.6	59.9
22/09/2024	22:24	55.3		58.2	52.0
22/09/2024	22:29	59.1		60.2	52.6
22/09/2024	22:34	57.9		60.6	53.8
22/09/2024	22:39	58.3		60.8	54.8
22/09/2024	22:44	59.8	58.8	60.9	54.5
22/09/2024	22:49	55.6		56.8	54.2
22/09/2024	22:54	61.6		62.8	60.4
22/09/2024	22:59	57.2		60.8	52.9
		Mean	58.7		
		Maximum	60.1		
		Minimum	57.5		

Date	Start Time	Leq (5mins)	Leq (30mins)	L10 (5mins)	L90 (5mins)
23/09/2024	19:04	52.7		53.7	51.6
23/09/2024	19:09	52.9		54.9	50.8
23/09/2024	19:14	51.4	51.5	52.5	50.1
23/09/2024	19:19	50.9		52.4	49.1
23/09/2024	19:24	51.1		52.3	49.1
23/09/2024	19:29	49.1		49.7	47.4
23/09/2024	19:34	49.2		50.2	48.0
23/09/2024	19:39	48.6		49.3	47.7
23/09/2024	19:44	49.8	50.1	52.2	47.6
23/09/2024	19:49	53.8		58.4	47.7
23/09/2024	19:54	47.5		48.4	46.4
23/09/2024	19:59	47.8		48.5	46.9
23/09/2024	20:04	48.6		49.5	47.6
23/09/2024	20:09	49.0		50.1	48.1
23/09/2024	20:14	52.6	50.5	54.5	47.7
23/09/2024	20:19	52.0		54.7	48.8
23/09/2024	20:24	49.9		51.1	48.6
23/09/2024	20:29	49.2		50.5	47.9
23/09/2024	20:34	49.0		50.3	47.5
23/09/2024	20:39	48.2		49.2	47.3
23/09/2024	20:44	47.8	48.1	48.5	46.5
23/09/2024	20:49	48.8		50.3	47.4
23/09/2024	20:54	47.4		48.8	45.4
23/09/2024	20:59	47.4		48.3	45.7
23/09/2024	21:04	47.3		48.4	46.3
23/09/2024	21:09	46.8		48.0	45.6
23/09/2024	21:14	48.4	48.0	49.6	47.0
23/09/2024	21:19	49.6		51.4	47.6
23/09/2024	21:24	48.0		49.6	46.0
23/09/2024	21:29	47.0		48.0	45.2
23/09/2024	21:34	47.2		47.8	46.2
23/09/2024	21:39	48.6		50.1	46.7
23/09/2024	21:44	47.2	49.4	48.0	46.1
23/09/2024	21:49	51.2		51.8	49.1
23/09/2024	21:54	50.6		51.2	50.0
23/09/2024	21:59	50.1		50.6	49.5
23/09/2024	22:04	48.1		50.7	44.5
23/09/2024	22:09	49.8		50.4	49.2
23/09/2024	22:14	48.8	49.3	50.4	46.4
23/09/2024	22:19	50.2		50.8	49.5
23/09/2024	22:24	48.3		50.5	45.2
23/09/2024	22:29	50.2		51.1	49.4
23/09/2024	22:34	50.4		51.2	49.7
23/09/2024	22:39	51.2		52.6	49.2
23/09/2024	22:44	50.4	50.4	51.1	49.7
23/09/2024	22:49	50.1		51.1	48.4
23/09/2024	22:54	50.8		51.7	49.6
23/09/2024	22:59	49.5		51.1	46.8
		Mean	49.7		
		Maximum	51.5		
		Minimum	48.0		

Date	Start Time	Leq (5mins)	Leq (30mins)	L10 (5mins)	L90 (5mins)
24/09/2024	19:04	53.5		54.6	52.1
24/09/2024	19:09	53.0		53.8	51.9
24/09/2024	19:14	54.2	53.7	56.5	51.8
24/09/2024	19:19	53.4		54.4	51.9
24/09/2024	19:24	54.8		56.5	51.6
24/09/2024	19:29	52.7		53.2	51.6
24/09/2024	19:34	54.7		57.6	51.9
24/09/2024	19:39	52.5		53.3	51.4
24/09/2024	19:44	52.5	53.4	53.2	51.8
24/09/2024	19:49	53.1		53.6	52.4
24/09/2024	19:54	52.0		53.3	50.7
24/09/2024	19:59	54.9		57.4	52.6
24/09/2024	20:04	52.8		53.7	52.0
24/09/2024	20:09	52.2		52.6	51.2
24/09/2024	20:14	51.8	51.7	52.5	51.0
24/09/2024	20:19	51.0		51.6	50.4
24/09/2024	20:24	51.0		51.4	50.6
24/09/2024	20:29	51.1		51.5	50.6
24/09/2024	20:34	51.9		53.5	50.5
24/09/2024	20:39	50.8		51.4	50.3
24/09/2024	20:44	50.9	51.7	51.4	50.4
24/09/2024	20:49	51.7		52.7	50.4
24/09/2024	20:54	52.3		54.3	50.7
24/09/2024	20:59	52.3		53.4	51.3
24/09/2024	21:04	51.8		52.6	50.9
24/09/2024	21:09	51.8		52.7	50.7
24/09/2024	21:14	51.0	51.6	51.8	50.5
24/09/2024	21:19	51.6		52.3	50.9
24/09/2024	21:24	51.3		51.9	50.5
24/09/2024	21:29	51.9		52.8	50.9
24/09/2024	21:34	52.7		53.8	51.0
24/09/2024	21:39	53.1		53.9	52.0
24/09/2024	21:44	52.4	52.7	53.0	51.7
24/09/2024	21:49	52.5		53.6	51.6
24/09/2024	21:54	52.7		53.7	51.7
24/09/2024	21:59	52.6		53.6	51.5
24/09/2024	22:04	51.6		52.4	50.8
24/09/2024	22:09	51.3		51.8	50.7
24/09/2024	22:14	51.4	52.6	52.0	50.6
24/09/2024	22:19	52.9		54.2	51.6
24/09/2024	22:24	53.6		54.9	52.4
24/09/2024	22:29	54.1		55.6	52.5
24/09/2024	22:34	55.2		56.6	53.7
24/09/2024	22:39	54.0		55.4	52.9
24/09/2024	22:44	54.4	54.1	56.1	52.5
24/09/2024	22:49	53.5		55.2	51.8
24/09/2024	22:54	54.1		55.8	52.4
24/09/2024	22:59	53.4		54.9	51.7
		Mean	52.7		
		Maximum	54.1		
		Minimum	51.6		

Station: CM20

Date	Start Time	Leq (5mins)	Leq (30mins)	L10 (5mins)	L90 (5mins)
25/09/2024	19:04	52.2		53.9	48.2
25/09/2024	19:09	60.2		60.5	59.8
25/09/2024	19:14	54.4	55.9	59.8	47.6
25/09/2024	19:19	49.1		51.5	45.9
25/09/2024	19:24	52.1		53.3	50.7
25/09/2024	19:29	57.9		59.7	51.0
25/09/2024	19:34	57.6		60.1	46.1
25/09/2024	19:39	50.7		52.6	45.7
25/09/2024	19:44	52.2	55.6	54.5	45.4
25/09/2024	19:49	54.7		59.6	45.0
25/09/2024	19:54	59.6		60.4	59.1
25/09/2024	19:59	51.0		52.1	50.1
25/09/2024	20:04	47.1		48.7	43.8
25/09/2024	20:09	56.1		60.3	44.7
25/09/2024	20:14	61.1	55.8	62.5	59.6
25/09/2024	20:19	56.1		60.3	44.5
25/09/2024	20:24	46.9		48.7	44.6
25/09/2024	20:29	47.2		50.2	43.8
25/09/2024	20:34	57.5		60.3	50.3
25/09/2024	20:39	63.2		64.8	59.6
25/09/2024	20:44	50.4	58.2	55.6	44.7
25/09/2024	20:49	51.2		52.6	46.4
25/09/2024	20:54	51.8		53.6	48.5
25/09/2024	20:59	59.7		60.3	59.2
25/09/2024	21:04	55.2		60.0	48.9
25/09/2024	21:09	52.9		54.1	51.7
25/09/2024	21:14	51.4	55.9	53.4	49.1
25/09/2024	21:19	56.6		60.4	49.6
25/09/2024	21:24	60.2		61.3	56.5
25/09/2024	21:29	52.8		54.3	49.8
25/09/2024	21:34	52.4		54.3	49.9
25/09/2024	21:39	53.5		55.1	51.4
25/09/2024	21:44	58.5	55.8	60.7	52.6
25/09/2024	21:49	58.6		60.3	51.1
25/09/2024	21:54	52.9		55.1	50.0
25/09/2024	21:59	53.8		55.2	50.9
25/09/2024	22:04	52.9		54.3	50.5
25/09/2024	22:09	57.5		60.0	50.7
25/09/2024	22:14	58.9	56.2	60.5	50.9
25/09/2024	22:19	54.2		56.6	50.5
25/09/2024	22:24	56.4		57.9	52.3
25/09/2024	22:29	54.0		56.3	50.8
25/09/2024	22:34	57.1		60.1	51.2
25/09/2024	22:39	59.2		60.3	51.2
25/09/2024	22:44	47.6	54.8	50.9	43.4
25/09/2024	22:49	43.8		44.5	42.9
25/09/2024	22:54	47.6		50.4	43.7
25/09/2024	22:59	55.3		59.5	50.1
		Mean	56.0		
		Maximum	58.2		
		Minimum	54.8		

Date	Start Time	Leq (5mins)	Leq (30mins)	L10 (5mins)	L90 (5mins)
26/09/2024	19:04	57.5		59.3	54.2
26/09/2024	19:09	57.6		59.1	54.9
26/09/2024	19:14	59.8	59.0	60.8	54.9
26/09/2024	19:19	57.3		59.2	54.5
26/09/2024	19:24	58.8		59.8	55.0
26/09/2024	19:29	61.3		62.9	55.1
26/09/2024	19:34	62.1		64.1	57.1
26/09/2024	19:39	58.7		60.4	55.5
26/09/2024	19:44	56.1	58.7	57.6	53.2
26/09/2024	19:49	58.4		58.7	53.3
26/09/2024	19:54	57.9		59.1	54.1
26/09/2024	19:59	56.2		57.9	52.7
26/09/2024	20:04	55.6		57.2	53.4
26/09/2024	20:09	56.2		57.3	53.9
26/09/2024	20:14	59.6	57.5	60.1	54.6
26/09/2024	20:19	58.4		59.6	53.8
26/09/2024	20:24	56.9		59.1	52.9
26/09/2024	20:29	57.2		58.2	53.4
26/09/2024	20:34	58.7		60.4	53.6
26/09/2024	20:39	58.9		59.6	53.5
26/09/2024	20:44	58.9	58.5	59.1	53.4
26/09/2024	20:49	57.3		59.8	53.2
26/09/2024	20:54	59.7		60.1	53.7
26/09/2024	20:59	57.0		58.6	53.4
26/09/2024	21:04	58.5		59.5	55.8
26/09/2024	21:09	57.4		58.3	55.2
26/09/2024	21:14	58.0	58.0	59.0	55.9
26/09/2024	21:19	58.0		59.0	55.8
26/09/2024	21:24	56.2		58.4	53.3
26/09/2024	21:29	59.4		60.4	54.8
26/09/2024	21:34	60.3		60.4	54.5
26/09/2024	21:39	59.1		60.6	54.2
26/09/2024	21:44	59.0	58.8	59.9	55.7
26/09/2024	21:49	59.8		60.2	53.7
26/09/2024	21:54	57.4		59.0	52.5
26/09/2024	21:59	55.9		57.1	52.9
26/09/2024	22:04	56.2		58.1	52.8
26/09/2024	22:09	58.3		59.6	52.8
26/09/2024	22:14	55.8	56.9	57.7	53.1
26/09/2024	22:19	56.3		58.2	52.0
26/09/2024	22:24	56.5		59.4	52.6
26/09/2024	22:29	57.7		58.9	53.4
26/09/2024	22:34	55.8		56.6	52.1
26/09/2024	22:39	57.1		58.9	52.8
26/09/2024	22:44	56.8	55.5	58.6	53.4
26/09/2024	22:49	56.0		58.3	52.1
26/09/2024	22:54	53.3		55.3	50.9
26/09/2024	22:59	51.2		52.7	49.8
		Mean	57.9		
		Maximum	59.0		
		Minimum	55.5		

Summary of Noise Monitoring Results during 19:00 - 23:00 at CM20	
	Leq (30mins)
Mean	55.6
Maximum	66.9
Minimum	48.0

Station: CM20

Date	Start Time	Leq (5mins)	Leq (30mins)	L10 (5mins)	L90 (5mins)
13/09/2024	23:09	55.8	55.7	56.3	55.2
13/09/2024	23:14	55.4		55.9	54.8
13/09/2024	23:19	56.0		56.5	55.3
13/09/2024	23:24	55.7		56.6	54.8
13/09/2024	23:29	55.9		56.6	54.7
13/09/2024	23:34	55.1		56.0	53.7
13/09/2024	23:39	54.7	54.0	55.7	53.8
13/09/2024	23:44	54.5		55.1	53.6
13/09/2024	23:49	54.3		55.1	53.3
13/09/2024	23:54	54.8		55.1	54.2
13/09/2024	23:59	55.1		55.5	54.3
13/09/2024	23:04	46.6		47.4	45.0
		Mean	54.8		
		Maximum	55.7		
		Minimum	54.0		

Date	Start Time	Leq (5mins)	Leq (30mins)	L10 (5mins)	L90 (5mins)
14/09/2024	0:04	54.0	54.5	54.4	53.4
14/09/2024	0:09	55.0		55.5	54.4
14/09/2024	0:14	54.3		54.9	53.7
14/09/2024	0:19	54.7		55.0	54.1
14/09/2024	0:24	54.3		54.8	53.7
14/09/2024	0:29	54.5		55.3	53.7
14/09/2024	0:34	54.6	54.6	55.0	53.6
14/09/2024	0:39	54.4		55.0	53.7
14/09/2024	0:44	54.7		55.2	54.0
14/09/2024	0:49	54.7		55.4	53.9
14/09/2024	0:54	54.3		55.1	53.6
14/09/2024	0:59	54.8		55.3	53.9
14/09/2024	1:04	54.6	54.5	55.1	54.0
14/09/2024	1:09	54.6		55.2	53.9
14/09/2024	1:14	54.7		55.3	54.0
14/09/2024	1:19	54.0		55.1	52.5
14/09/2024	1:24	54.5		54.8	53.9
14/09/2024	1:29	54.7		55.0	54.1
14/09/2024	1:34	53.6	54.5	54.1	52.8
14/09/2024	1:39	55.3		56.4	54.3
14/09/2024	1:44	55.4		56.1	54.5
14/09/2024	1:49	54.9		55.6	53.3
14/09/2024	1:54	53.6		54.2	52.4
14/09/2024	1:59	54.0		54.6	53.1
14/09/2024	2:04	54.2	53.9	54.7	53.6
14/09/2024	2:09	54.3		54.7	53.5
14/09/2024	2:14	53.5		55.0	52.0
14/09/2024	2:19	53.9		54.4	53.5
14/09/2024	2:24	53.8		55.0	52.1
14/09/2024	2:29	53.9		54.5	52.6
14/09/2024	2:34	53.8	53.7	54.5	53.1
14/09/2024	2:39	53.5		54.9	52.2
14/09/2024	2:44	53.5		54.6	52.8
14/09/2024	2:49	54.0		55.3	52.9
14/09/2024	2:54	53.5		54.2	52.7
14/09/2024	2:59	53.8		54.7	53.1
14/09/2024	3:04	53.9	53.8	54.7	52.4
14/09/2024	3:09	53.8		55.1	52.1
14/09/2024	3:14	53.8		54.3	52.6
14/09/2024	3:19	53.9		54.3	53.1
14/09/2024	3:24	53.7		54.5	52.9
14/09/2024	3:29	53.7		54.5	52.9
14/09/2024	3:34	53.8	53.7	54.9	52.2
14/09/2024	3:39	53.8		54.9	52.5
14/09/2024	3:44	54.0		55.0	53.0
14/09/2024	3:49	53.5		54.4	52.8
14/09/2024	3:54	53.7		54.8	53.0
14/09/2024	3:59	53.6		55.2	52.0
14/09/2024	4:04	54.1	54.8	54.5	53.6
14/09/2024	4:09	54.2		55.3	52.7
14/09/2024	4:14	56.4		58.0	53.9
14/09/2024	4:19	55.1		56.3	52.7
14/09/2024	4:24	54.8		55.8	53.4
14/09/2024	4:29	53.8		54.9	52.4
14/09/2024	4:34	54.7	54.2	55.2	53.8
14/09/2024	4:39	53.8		55.0	52.3
14/09/2024	4:44	54.8		55.6	53.6
14/09/2024	4:49	53.9		54.9	52.2
14/09/2024	4:54	54.5		55.3	52.4
14/09/2024	4:59	53.4		54.4	51.2
14/09/2024	5:04	59.9	58.1	62.5	52.3
14/09/2024	5:09	57.3		59.2	53.1
14/09/2024	5:14	59.5		63.8	52.7
14/09/2024	5:19	59.7		62.6	53.8
14/09/2024	5:24	54.4		55.0	52.7
14/09/2024	5:29	54.6		54.9	53.4
14/09/2024	5:34	54.2	54.1	55.5	52.1
14/09/2024	5:39	54.6		55.0	53.9
14/09/2024	5:44	52.8		53.8	51.6
14/09/2024	5:49	53.7		54.3	52.3
14/09/2024	5:54	54.7		55.5	51.5
14/09/2024	5:59	54.2		55.0	51.8
14/09/2024	6:04	56.4	54.3	56.9	52.8
14/09/2024	6:09	55.1		55.7	51.3
14/09/2024	6:14	53.4		54.0	51.7
14/09/2024	6:19	54.0		54.8	52.6
14/09/2024	6:24	53.0		53.8	51.6
14/09/2024	6:29	52.8		54.1	51.6
14/09/2024	6:34	53.7	53.6	54.5	53.0
14/09/2024	6:39	53.0		53.9	51.7
14/09/2024	6:44	53.6		54.7	51.7
14/09/2024	6:49	53.6		54.4	52.8
14/09/2024	6:54	52.3		53.0	51.1
14/09/2024	6:59	54.8		56.8	50.3
14/09/2024	23:04	55.2	54.9	55.3	53.8
14/09/2024	23:09	54.6		55.3	53.6
14/09/2024	23:14	54.9		55.6	54.2
14/09/2024	23:19	54.7		55.3	53.8
14/09/2024	23:24	55.1		55.8	54.3
14/09/2024	23:29	54.8		55.5	53.9
14/09/2024	23:34	54.6	54.2	55.3	53.5
14/09/2024	23:39	53.5		54.1	52.7
14/09/2024	23:44	53.5		54.3	52.6
14/09/2024	23:49	54.4		54.8	53.8
14/09/2024	23:54	54.4		54.8	53.6
14/09/2024	23:59	54.5		54.8	54.1
		Mean	54.5		
		Maximum	58.1		
		Minimum	53.6		

Date	Start Time	Leq (5mins)	Leq (30mins)	L10 (5mins)	L90 (5mins)
15/09/2024	0:04	54.4	54.1	55.1	52.9
15/09/2024	0:09	54.2		55.0	52.9
15/09/2024	0:14	54.0		54.6	52.8
15/09/2024	0:19	53.6		54.4	52.2
15/09/2024	0:24	54.1		55.0	52.7
15/09/2024	0:29	54.2		54.9	53.0
15/09/2024	0:34	53.8	54.2	54.8	52.2
15/09/2024	0:39	54.5		55.3	53.2
15/09/2024	0:44	54.2		54.6	53.3
15/09/2024	0:49	54.1		54.7	53.4
15/09/2024	0:54	54.1		54.5	53.2
15/09/2024	0:59	54.2		54.6	53.7
15/09/2024	1:04	54.1	54.1	54.8	53.3
15/09/2024	1:09	54.2		54.5	53.7
15/09/2024	1:14	54.7		55.0	54.0
15/09/2024	1:19	53.5		54.0	53.0
15/09/2024	1:24	54.7		55.1	54.0
15/09/2024	1:29	53.4		54.6	51.8
15/09/2024	1:34	53.4	53.4	53.9	52.7
15/09/2024	1:39	53.0		53.9	51.9
15/09/2024	1:44	53.2		53.5	52.7
15/09/2024	1:49	53.4		53.6	52.8
15/09/2024	1:54	53.0		53.8	52.0
15/09/2024	1:59	54.2		54.8	53.3
15/09/2024	2:04	53.7	53.8	54.1	52.9
15/09/2024	2:09	54.1		55.1	52.9
15/09/2024	2:14	54.1		54.8	53.0
15/09/2024	2:19	53.8		54.9	52.7
15/09/2024	2:24	53.9		54.8	52.9
15/09/2024	2:29	53.2		53.8	52.4
15/09/2024	2:34	52.7	53.0	53.3	51.7
15/09/2024	2:39	52.7		53.1	51.7
15/09/2024	2:44	53.3		53.8	52.5
15/09/2024	2:49	52.6		53.4	51.7
15/09/2024	2:54	52.7		54.3	51.3
15/09/2024	2:59	54.0		54.7	53.3
15/09/2024	3:04	53.4	53.0	54.2	52.5
15/09/2024	3:09	53.5		54.2	52.5
15/09/2024	3:14	52.9		53.7	52.0
15/09/2024	3:19	52.6		53.8	51.4
15/09/2024	3:24	53.0		54.2	51.4
15/09/2024	3:29	52.8		54.0	51.5
15/09/2024	3:34	52.7	53.3	53.4	51.7
15/09/2024	3:39	53.2		54.2	51.6
15/09/2024	3:44	53.2		54.3	52.3
15/09/2024	3:49	53.9		54.7	52.7
15/09/2024	3:54	53.3		53.9	52.4
15/09/2024	3:59	53.5		54.5	52.4
15/09/2024	4:04	52.9	52.5	53.6	52.4
15/09/2024	4:09	51.8		53.0	50.3
15/09/2024	4:14	52.8		54.0	50.6
15/09/2024	4:19	52.2		52.7	51.4
15/09/2024	4:24	52.6		53.2	51.6
15/09/2024	4:29	52.8		53.5	51.8
15/09/2024	4:34	52.2	53.2	52.8	51.4
15/09/2024	4:39	53.2		53.8	52.4
15/09/2024	4:44	53.3		54.6	51.9
15/09/2024	4:49	53.3		54.1	52.5
15/09/2024	4:54	54.0		54.1	52.7
15/09/2024	4:59	52.9		53.8	51.6
15/09/2024	5:04	54.4	56.1	55.1	51.4
15/09/2024	5:09	53.5		53.7	52.1
15/09/2024	5:14	56.9		61.0	51.6
15/09/2024	5:19	60.0		64.0	51.4
15/09/2024	5:24	54.2		54.5	51.7
15/09/2024	5:29	52.9		54.2	51.6
15/09/2024	5:34	52.0	52.3	52.8	51.1
15/09/2024	5:39	52.5		53.2	51.7
15/09/2024	5:44	52.4		53.1	51.4
15/09/2024	5:49	52.4		52.8	51.9
15/09/2024	5:54	52.0		52.6	51.3
15/09/2024	5:59	52.6		53.8	51.4
15/09/2024	6:04	52.0	51.5	52.6	51.3
15/09/2024	6:09	51.1		52.0	50.0
15/09/2024	6:14	51.8		52.9	50.1
15/09/2024	6:19	51.2		52.5	50.0
15/09/2024	6:24	51.5		52.0	50.9
15/09/2024	6:29	51.3		52.3	50.1
15/09/2024	6:34	51.9	52.7	52.7	50.1
15/09/2024	6:39	52.6		52.9	52.1
15/09/2024	6:44	52.5		53.5	51.3
15/09/2024	6:49	53.8		55.3	51.5
15/09/2024	6:54	53.1		54.3	51.5
15/09/2024	6:59	51.9		52.5	49.8
15/09/2024	23:04	54.1	54.8	54.6	53.5
15/09/2024	23:09	54.3		55.0	53.6
15/09/2024	23:14	54.8		55.2	54.3
15/09/2024	23:19	55.3		55.6	54.8
15/09/2024	23:24	55.1		55.3	54.6
15/09/2024	23:29	54.8		55.2	54.4
15/09/2024	23:34	55.2	55.2	55.5	54.6
15/09/2024	23:39	55.3		55.5	54.9
15/09/2024	23:44	55.2		55.6	54.6
15/09/2024	23:49	55.1		55.3	54.7
15/09/2024	23:54	55.0		55.3	54.6
15/09/2024	23:59	55.2		55.4	54.6
		Mean	53.6		
		Maximum	56.1		
		Minimum	51.5		

Station: CM20

Date	Start Time	Leq (5mins)	Leq (30mins)	L10 (5mins)	L90 (5mins)
16/09/2024	0:04	54.8		55.1	54.4
16/09/2024	0:09	55.0		55.3	54.5
16/09/2024	0:14	54.5	54.3	55.0	53.9
16/09/2024	0:19	53.4		54.2	52.8
16/09/2024	0:24	54.0		54.3	53.6
16/09/2024	0:29	53.8		54.2	53.3
16/09/2024	0:34	53.6		54.2	52.9
16/09/2024	0:39	53.7		54.1	53.2
16/09/2024	0:44	53.7	53.7	54.1	53.3
16/09/2024	0:49	53.9		54.4	53.0
16/09/2024	0:54	53.6		54.0	53.0
16/09/2024	0:59	53.5		54.5	52.4
16/09/2024	1:04	53.7		54.0	53.1
16/09/2024	1:09	52.7		53.7	51.8
16/09/2024	1:14	53.2	53.3	53.7	52.3
16/09/2024	1:19	53.2		53.7	52.7
16/09/2024	1:24	53.1		53.6	52.3
16/09/2024	1:29	54.0		54.6	52.9
16/09/2024	1:34	54.4		54.9	54.0
16/09/2024	1:39	55.0		55.4	54.4
16/09/2024	1:44	55.0	54.2	55.3	54.5
16/09/2024	1:49	54.0		54.5	53.3
16/09/2024	1:54	53.5		54.4	52.5
16/09/2024	1:59	53.2		53.6	52.6
16/09/2024	2:04	53.0		53.7	52.4
16/09/2024	2:09	52.5		53.0	52.0
16/09/2024	2:14	53.6	53.2	54.2	52.7
16/09/2024	2:19	53.1		53.5	52.6
16/09/2024	2:24	53.9		54.5	53.1
16/09/2024	2:29	53.1		53.5	52.5
16/09/2024	2:34	53.7		54.2	52.7
16/09/2024	2:39	52.7		53.0	52.2
16/09/2024	2:44	52.7	52.9	53.4	52.1
16/09/2024	2:49	52.2		53.0	51.3
16/09/2024	2:54	52.8		54.2	51.6
16/09/2024	2:59	53.4		54.0	52.6
16/09/2024	3:04	53.4		54.0	52.6
16/09/2024	3:09	53.0		53.8	52.2
16/09/2024	3:14	53.4	53.3	53.8	52.9
16/09/2024	3:19	53.4		54.0	52.9
16/09/2024	3:24	53.1		53.7	52.3
16/09/2024	3:29	53.4		53.7	53.0
16/09/2024	3:34	52.7		54.1	51.8
16/09/2024	3:39	53.1		54.1	52.1
16/09/2024	3:44	53.3	53.1	53.8	52.6
16/09/2024	3:49	53.2		53.6	52.6
16/09/2024	3:54	53.0		53.5	52.4
16/09/2024	3:59	53.1		53.4	52.7
16/09/2024	4:04	52.6		53.1	52.0
16/09/2024	4:09	52.3		52.8	51.3
16/09/2024	4:14	52.6	52.4	53.4	51.4
16/09/2024	4:19	51.7		52.1	51.2
16/09/2024	4:24	52.4		53.3	51.3
16/09/2024	4:29	52.5		53.6	51.5
16/09/2024	4:34	52.4		53.3	51.4
16/09/2024	4:39	53.5		54.3	52.5
16/09/2024	4:44	52.6	52.5	53.0	52.0
16/09/2024	4:49	52.7		53.2	51.2
16/09/2024	4:54	51.3		51.9	50.6
16/09/2024	4:59	51.9		52.5	51.0
16/09/2024	5:04	56.9		59.4	50.5
16/09/2024	5:09	58.6		60.6	48.7
16/09/2024	5:14	53.8	57.7	53.8	48.8
16/09/2024	5:19	56.2		58.0	48.5
16/09/2024	5:24	58.2		62.2	49.7
16/09/2024	5:29	59.9		63.4	48.6
16/09/2024	5:34	58.8		60.1	49.4
16/09/2024	5:39	54.2		56.2	49.8
16/09/2024	5:44	51.8	54.0	54.2	49.5
16/09/2024	5:49	51.8		54.6	49.5
16/09/2024	5:54	50.5		51.9	49.0
16/09/2024	5:59	49.4		51.3	47.5
16/09/2024	6:04	49.5		50.4	48.3
16/09/2024	6:09	50.4		51.6	48.2
16/09/2024	6:14	50.1	51.4	52.1	47.4
16/09/2024	6:19	52.7		53.7	49.8
16/09/2024	6:24	52.4		52.5	49.7
16/09/2024	6:29	52.2		53.0	50.1
16/09/2024	6:34	51.0		51.7	50.2
16/09/2024	6:39	50.7		51.4	48.9
16/09/2024	6:44	50.8	52.2	51.0	47.9
16/09/2024	6:49	48.8		49.5	47.4
16/09/2024	6:54	50.6		53.6	48.2
16/09/2024	6:59	56.4		57.7	48.0
16/09/2024	23:04	54.9		55.3	54.2
16/09/2024	23:09	54.6		54.8	54.1
16/09/2024	23:14	55.2	54.8	55.5	54.2
16/09/2024	23:19	54.7		55.1	54.1
16/09/2024	23:24	54.7		55.1	54.1
16/09/2024	23:29	54.9		55.3	54.1
16/09/2024	23:34	54.8		55.0	53.9
16/09/2024	23:39	54.4		54.7	53.9
16/09/2024	23:44	54.3	54.4	54.9	53.4
16/09/2024	23:49	53.9		54.5	52.8
16/09/2024	23:54	54.6		54.9	54.0
16/09/2024	23:59	54.3		54.7	53.7
		Mean	53.6		
		Maximum	57.7		
		Minimum	51.4		

Date	Start Time	Leq (5mins)	Leq (30mins)	L10 (5mins)	L90 (5mins)
17/09/2024	0:04	54.0		54.8	53.2
17/09/2024	0:09	54.0		54.4	53.3
17/09/2024	0:14	53.9	54.0	54.4	53.5
17/09/2024	0:19	54.2		54.7	53.6
17/09/2024	0:24	53.8		54.2	53.3
17/09/2024	0:29	53.8		54.1	53.4
17/09/2024	0:34	53.5		54.2	52.5
17/09/2024	0:39	53.1		53.5	52.5
17/09/2024	0:44	53.4	53.5	54.0	52.8
17/09/2024	0:49	53.1		53.6	52.5
17/09/2024	0:54	53.7		54.2	53.0
17/09/2024	0:59	53.9		54.1	53.5
17/09/2024	1:04	54.3		54.9	53.6
17/09/2024	1:09	53.8		54.2	53.2
17/09/2024	1:14	54.1	54.0	54.6	53.5
17/09/2024	1:19	54.2		54.7	53.6
17/09/2024	1:24	53.7		54.2	53.2
17/09/2024	1:29	54.1		54.7	53.5
17/09/2024	1:34	53.2		53.8	52.3
17/09/2024	1:39	54.0		54.3	53.5
17/09/2024	1:44	53.6	53.2	54.0	53.0
17/09/2024	1:49	53.0		54.0	52.2
17/09/2024	1:54	52.5		53.2	51.8
17/09/2024	1:59	53.0		53.5	52.4
17/09/2024	2:04	53.1		53.6	52.5
17/09/2024	2:09	53.2		53.6	52.6
17/09/2024	2:14	53.7	53.6	54.0	53.4
17/09/2024	2:19	54.0		54.5	53.5
17/09/2024	2:24	53.7		54.0	53.2
17/09/2024	2:29	54.1		54.6	53.4
17/09/2024	2:34	53.2		53.6	52.8
17/09/2024	2:39	54.0		55.0	53.3
17/09/2024	2:44	53.6	53.5	54.0	53.2
17/09/2024	2:49	53.6		53.9	53.2
17/09/2024	2:54	53.8		54.5	53.1
17/09/2024	2:59	52.7		53.6	51.9
17/09/2024	3:04	53.1		53.7	52.0
17/09/2024	3:09	52.7		53.5	51.8
17/09/2024	3:14	52.9	53.0	53.7	51.9
17/09/2024	3:19	52.9		53.7	51.8
17/09/2024	3:24	52.6		53.3	51.7
17/09/2024	3:29	53.7		54.0	53.1
17/09/2024	3:34	53.1		53.8	52.4
17/09/2024	3:39	53.6		54.8	52.4
17/09/2024	3:44	53.8	53.4	54.4	53.0
17/09/2024	3:49	53.2		54.0	52.1
17/09/2024	3:54	53.4		53.8	52.8
17/09/2024	3:59	53.1		53.4	52.6
17/09/2024	4:04	52.6		53.8	51.6
17/09/2024	4:09	52.7		53.5	51.3
17/09/2024	4:14	52.1	52.5	52.6	51.4
17/09/2024	4:19	52.5		52.9	51.8
17/09/2024	4:24	52.6		53.6	51.3
17/09/2024	4:29	52.7		53.2	52.1
17/09/2024	4:34	53.7		54.2	52.8
17/09/2024	4:39	53.0		53.5	52.3
17/09/2024	4:44	53.4	53.3	54.1	52.8
17/09/2024	4:49	53.1		53.6	52.4
17/09/2024	4:54	53.2		53.6	52.6
17/09/2024	4:59	53.2		53.5	52.8
17/09/2024	5:04	53.5		55.6	52.5
17/09/2024	5:09	54.2		54.3	50.8
17/09/2024	5:14	57.0	56.5	59.9	51.9
17/09/2024	5:19	60.2		64.0	52.0
17/09/2024	5:24	56.4		59.5	51.8
17/09/2024	5:29	53.2		53.3	51.9
17/09/2024	5:34	53.7		54.2	52.9
17/09/2024	5:39	53.2		54.1	52.3
17/09/2024	5:44	53.0	54.2	53.8	52.3
17/09/2024	5:49	57.0		62.0	52.4
17/09/2024	5:54	54.6		57.5	49.8
17/09/2024	5:59	52.0		53.0	50.1
17/09/2024	6:04	50.4		51.2	49.4
17/09/2024	6:09	51.5		52.5	49.3
17/09/2024	6:14	50.9	51.3	51.9	49.4
17/09/2024	6:19	51.9		53.2	49.6
17/09/2024	6:24	51.4		51.8	49.8
17/09/2024	6:29	51.5		52.2	49.8
17/09/2024	6:34	51.1		52.5	49.8
17/09/2024	6:39	50.8		51.3	49.7
17/09/2024	6:44	51.7	52.6	52.6	50.2
17/09/2024	6:49	52.3		53.7	50.5
17/09/2024	6:54	51.4		52.2	49.9
17/09/2024	6:59	55.8		57.2	50.0
17/09/2024	23:04	56.4		56.7	56.0
17/09/2024	23:09	56.3		56.5	55.9
17/09/2024	23:14	56.4	56.5	56.7	56.0
17/09/2024	23:19	56.5		56.7	56.0
17/09/2024	23:24	56.7		57.1	56.3
17/09/2024	23:29	56.9		57.2	56.6
17/09/2024	23:34	55.5		56.6	54.7
17/09/2024	23:39	56.8		57.1	55.6
17/09/2024	23:44	56.0	55.7	56.7	55.2
17/09/2024	23:49	55.1		55.6	54.3
17/09/2024	23:54	54.7		55.7	53.6
17/09/2024	23:59	55.6		56.6	54.1
		Mean	53.8		
		Maximum	56.5		
		Minimum	51.3		

Date	Start Time	Leq (5mins)	Leq (30mins)	L10 (5mins)	L90 (5mins)
18/09/2024	0:04	63.9		64.6	60.2
18/09/2024	0:09	60.4		63.0	56.2
18/09/2024	0:14	56.5	59.2	58.4	54.3
18/09/2024	0:19	56.0		57.1	54.4
18/09/2024	0:24	54.9		55.8	53.8
18/09/2024	0:29	54.9		55.3	53.9
18/09/2024	0:34	54.7		55.4	53.8
18/09/2024	0:39	54.7		55.1	53.8
18/09/2024	0:44	54.6	56.4	55.3	53.9
18/09/2024	0:49	54.6		54.9	53.8
18/09/2024	0:54	59.3		62.1	55.2
18/09/2024	0:59	57.8		60.5	54.7
18/09/2024	1:04	55.9		57.6	54.0
18/09/2024	1:09	55.4		56.3	53.9
18/09/2024	1:14	54.5	55.4	55.3	53.2
18/09/2024	1:19	55.6		56.4	53.8
18/09/2024	1:24	55.6		56.0	54.8
18/09/2024	1:29	55.4		56.1	54.5
18/09/2024	1:34	53.9		54.6	53.2
18/09/2024	1:39	54.4		55.1	53.8
18/09/2024	1:44	53.9	54.1	54.9	52.8
18/09/2024	1:49	54.4		54.7	53.8
18/09/2024	1:54	53.8		54.5	52.8
18/09/2024	1:59	54.4		55.0	53.6
18/09/2024	2:04	54.1		54.7	53.5
18/09/2024	2:09	53.8		54.4	53.1
18/09/2024	2:14	53.8	54.0	54.2	53.3
18/09/2024	2:19	53.8		54.2	53.3
18/09/2024	2:24	54.2		54.6	53.5
18/09/2024	2:29	54.3		54.7	53.7
18/09/2024	2:34	54.3		54.5	53.4
18/09/2024	2:39	54.1		54.5	53.5
18/09/2024	2:44	53.9	54.0	54.3	53.4
18/09/2024	2:49	54.2		54.8	53.5
18/09/2024	2:54	53.7		54.4	53.0
18/09/2024	2:59	54.0		54.6	53.5
18/09/2024	3:04	53.7		54.5	52.9
18/09/2024	3:09	54.1		54.7	53.6
18/09/2024	3:14	53.8	54.0	54.1	53.4
18/09/2024	3:19	54.2		54.5	53.7
18/09/2024	3:24	54.0		54.3	53.5
18/09/2024	3:29	54.1		54.7	53.4
18/09/2024	3:34	53.8		54.8	53.1
18/09/2024	3:39	54.3		54.8	53.8
18/09/2024	3:44	54.0	54.1	54.6	53.2
18/09/2024	3:49	54.2		54.7	53.2
18/09/2024	3:54	54.2		55.1	53.3
18/09/2024	3:59	54.2		54.7	53.7
18/09/2024	4:04	54.2		54.6	53.4
18/09/2024	4:09	54.2		54.9	53.2
18/09/2024	4:14	54.4	54.3	54.8	53.6
18/09/2024	4:19	54.2		54.5	53.5
18/09/2024	4:24	54.5		55.0	53.7
18/09/2024	4:29	54.3		55.0	53.2
18/09/2024	4:34	54.3		55.1	53.2
18/09/2024	4:39	54.6		55.1	53.7
18/09/2024	4:44	54.5	58.6	55.1	53.2
18/09/2024	4:49	54.5		55.3	52.5
18/09/2024	4:54	62.9		66.9	53.6
18/09/2024	4:59	61.0		64.2	54.1
18/09/2024	5:04	59.2		61.7	54.1
18/09/2024	5:09	54.5		55.3	53.1
18/09/2024	5:14	54.6	55.5	55.5	53.4
18/09/2024	5:19	53.8		54.2	52.6
18/09/2024	5:24	53.8		54.3	52.5
18/09/2024	5:29	53.5		54.1	52.2
18/09/2024	5:34	53.3		54.2	51.9
18/09/2024	5:39	54.0		54.6	52.3
18/09/2024	5:44	55.5	54.1	59.8	52.1
18/09/2024	5:49	54.8		58.4	50.3
18/09/2024	5:54	53.5		54.9	51.5
18/09/2024	5:59	52.6		53.3	51.4
18/09/2024	6:04	53.8		54.4	52.7
18/09/2024	6:09	52.7		53.8	51.4
18/09/2024	6:14	54.2	53.3	55.6	52.3
18/09/2024	6:19	53.2		53.9	52.2
18/09/2024	6:24	53.1		54.6	51.2
18/09/2024	6:29	52.8		54.2	50.3
18/09/2024	6:34	52.4		53.5	51.2
18/09/2024	6:39	51.7		52.5	50.7
18/09/2024	6:44	52.5	52.7	53.8	51.3
18/09/2024	6:49	53.4		54.8	52.1
18/09/2024	6:54	53.0		53.5	51.8
18/09/2024	6:59	52.9		54.4	51.5
18/09/2024	23:04	55.6		56.3	54.9
18/09/2024	23:09	55.9		56.2	55.3
18/09/2024	23:14	55.6	55.2	55.9	55.2
18/09/2024	23:19	54.8		55.7	53.4
18/09/2024	23:24	54.4		55.1	53.7
18/09/2024	23:29	54.7		55.3	54.1
18/09/2024	23:34	54.8		55.3	54.3
18/09/2024	23:39	54.3		54.7	53.8
18/09/2024	23:44	54.7	54.6	55.1	54.3
18/09/2024	23:49	54.5		54.8	53.9
18/09/2024	23:54	54.7		55.1	54.2
18/09/2024	23:59	54.6		55.3	53.8
		Mean	55.0		
		Maximum	59.2		
		Minimum	52.7		

Station: CM20

Date	Start Time	Leq (5mins)	Leq (30mins)	L10 (5mins)	L90 (5mins)
19/09/2024	0:04	54.8		55.3	54.4
19/09/2024	0:09	54.2		55.1	53.1
19/09/2024	0:14	54.9	54.5	55.3	54.4
19/09/2024	0:19	54.2		54.8	53.3
19/09/2024	0:24	54.5		55.1	53.6
19/09/2024	0:29	54.3		55.1	53.7
19/09/2024	0:34	54.2		55.0	53.5
19/09/2024	0:39	54.2		54.6	53.6
19/09/2024	0:44	54.0	54.2	54.4	53.5
19/09/2024	0:49	54.1		54.5	53.5
19/09/2024	0:54	54.1		54.9	53.0
19/09/2024	0:59	54.4		55.0	53.8
19/09/2024	1:04	54.0		54.7	53.5
19/09/2024	1:09	53.9		54.6	53.1
19/09/2024	1:14	54.6	54.6	55.5	53.6
19/09/2024	1:19	55.2		55.6	54.6
19/09/2024	1:24	55.4		55.7	55.0
19/09/2024	1:29	54.2		55.1	53.5
19/09/2024	1:34	53.4		53.8	52.7
19/09/2024	1:39	53.0		53.6	52.2
19/09/2024	1:44	53.1	53.6	53.9	51.9
19/09/2024	1:49	54.1		54.7	53.4
19/09/2024	1:54	54.0		54.4	53.6
19/09/2024	1:59	54.1		54.8	53.3
19/09/2024	2:04	54.1		54.7	53.6
19/09/2024	2:09	53.6		54.0	53.1
19/09/2024	2:14	54.0	53.7	54.7	53.3
19/09/2024	2:19	53.9		54.2	53.4
19/09/2024	2:24	53.5		54.6	51.7
19/09/2024	2:29	52.9		53.8	51.9
19/09/2024	2:34	53.5		54.2	52.8
19/09/2024	2:39	53.3		53.8	52.6
19/09/2024	2:44	53.8	53.7	54.9	52.9
19/09/2024	2:49	54.3		55.0	53.6
19/09/2024	2:54	54.1		54.6	53.4
19/09/2024	2:59	53.4		53.7	52.9
19/09/2024	3:04	54.2		54.7	53.3
19/09/2024	3:09	53.4		54.3	52.6
19/09/2024	3:14	53.7	53.9	54.4	53.1
19/09/2024	3:19	53.0		54.1	52.1
19/09/2024	3:24	54.1		55.0	52.9
19/09/2024	3:29	54.6		55.3	53.8
19/09/2024	3:34	54.2		55.0	53.4
19/09/2024	3:39	53.8		54.4	53.2
19/09/2024	3:44	54.3	53.8	54.8	53.8
19/09/2024	3:49	53.8		54.8	53.1
19/09/2024	3:54	53.1		53.5	52.5
19/09/2024	3:59	53.4		53.8	53.0
19/09/2024	4:04	53.9		54.3	53.4
19/09/2024	4:09	53.9		54.3	53.2
19/09/2024	4:14	54.0	54.0	54.4	53.4
19/09/2024	4:19	54.3		54.6	53.6
19/09/2024	4:24	54.5		55.2	53.8
19/09/2024	4:29	53.5		54.2	52.6
19/09/2024	4:34	53.4		54.0	52.8
19/09/2024	4:39	53.7		54.2	53.0
19/09/2024	4:44	52.7	55.9	53.4	50.7
19/09/2024	4:49	53.9		55.0	53.0
19/09/2024	4:54	59.7		61.7	53.4
19/09/2024	4:59	56.9		57.7	53.8
19/09/2024	5:04	59.2		63.0	54.3
19/09/2024	5:09	57.0		58.9	53.4
19/09/2024	5:14	54.0	55.9	54.6	53.3
19/09/2024	5:19	54.0		54.6	53.0
19/09/2024	5:24	53.8		54.3	52.8
19/09/2024	5:29	54.1		54.8	53.4
19/09/2024	5:34	54.0		54.4	53.5
19/09/2024	5:39	53.5		54.0	52.8
19/09/2024	5:44	53.9	52.7	54.1	52.4
19/09/2024	5:49	51.8		53.0	50.3
19/09/2024	5:54	50.8		51.5	49.6
19/09/2024	5:59	50.9		52.0	49.4
19/09/2024	6:04	50.9		52.3	49.4
19/09/2024	6:09	52.0		53.3	50.0
19/09/2024	6:14	53.7	53.3	55.3	49.7
19/09/2024	6:19	54.8		57.7	50.1
19/09/2024	6:24	54.7		57.4	50.5
19/09/2024	6:29	52.1		53.5	50.3
19/09/2024	6:34	52.9		54.7	50.7
19/09/2024	6:39	51.2		52.3	49.7
19/09/2024	6:44	52.3	51.8	52.9	50.0
19/09/2024	6:49	50.6		51.2	49.5
19/09/2024	6:54	51.2		51.9	49.8
19/09/2024	6:59	51.9		53.1	49.6
19/09/2024	23:04	54.1		54.7	53.5
19/09/2024	23:09	54.1		54.7	53.5
19/09/2024	23:14	54.1	54.1	54.8	53.4
19/09/2024	23:19	53.9		54.2	53.4
19/09/2024	23:24	54.4		54.6	53.3
19/09/2024	23:29	53.8		54.2	53.3
19/09/2024	23:34	54.0		54.4	53.5
19/09/2024	23:39	56.1		59.7	53.3
19/09/2024	23:44	54.0	54.4	54.3	53.7
19/09/2024	23:49	53.9		54.1	53.4
19/09/2024	23:54	54.1		54.4	53.6
19/09/2024	23:59	53.7		54.0	53.3
		Mean	54.0		
		Maximum	55.9		
		Minimum	51.8		

Date	Start Time	Leq (5mins)	Leq (30mins)	L10 (5mins)	L90 (5mins)
20/09/2024	0:04	54.1		54.4	53.6
20/09/2024	0:09	53.8		54.1	53.4
20/09/2024	0:14	54.0	53.9	54.5	53.3
20/09/2024	0:19	53.6		54.0	53.2
20/09/2024	0:24	54.0		54.4	53.5
20/09/2024	0:29	54.0		54.6	53.5
20/09/2024	0:34	54.0		54.5	53.5
20/09/2024	0:39	53.8		54.3	53.3
20/09/2024	0:44	54.1	54.0	54.4	53.5
20/09/2024	0:49	54.0		54.4	53.5
20/09/2024	0:54	54.2		54.5	53.7
20/09/2024	0:59	54.0		54.3	53.4
20/09/2024	1:04	54.0		54.4	53.4
20/09/2024	1:09	53.9		54.2	53.6
20/09/2024	1:14	53.9	54.0	54.3	53.4
20/09/2024	1:19	54.0		54.3	53.7
20/09/2024	1:24	53.9		54.3	53.4
20/09/2024	1:29	54.3		55.0	53.5
20/09/2024	1:34	55.0		55.4	54.4
20/09/2024	1:39	55.2		55.6	54.6
20/09/2024	1:44	54.4	54.0	55.2	52.8
20/09/2024	1:49	52.8		53.6	51.8
20/09/2024	1:54	52.7		53.2	52.2
20/09/2024	1:59	52.9		53.6	52.1
20/09/2024	2:04	52.3		53.1	51.3
20/09/2024	2:09	53.5		54.0	52.9
20/09/2024	2:14	53.4	53.4	53.8	52.7
20/09/2024	2:19	53.9		54.4	53.3
20/09/2024	2:24	53.6		54.1	53.1
20/09/2024	2:29	53.7		54.2	53.1
20/09/2024	2:34	53.4		53.9	52.7
20/09/2024	2:39	53.4		54.2	52.8
20/09/2024	2:44	53.0	53.1	53.5	52.3
20/09/2024	2:49	52.5		52.7	52.1
20/09/2024	2:54	53.0		53.5	52.5
20/09/2024	2:59	53.0		53.5	52.4
20/09/2024	3:04	53.6		54.2	52.7
20/09/2024	3:09	53.6		54.2	52.9
20/09/2024	3:14	54.1	53.8	54.5	53.3
20/09/2024	3:19	53.7		54.2	53.0
20/09/2024	3:24	53.9		54.4	53.0
20/09/2024	3:29	53.8		54.3	53.3
20/09/2024	3:34	54.0		54.5	53.3
20/09/2024	3:39	53.3		53.6	52.8
20/09/2024	3:44	53.3	53.2	53.8	52.6
20/09/2024	3:49	53.0		53.5	51.9
20/09/2024	3:54	52.4		52.9	52.0
20/09/2024	3:59	53.0		53.6	52.3
20/09/2024	4:04	53.9		54.4	53.4
20/09/2024	4:09	53.8		54.2	53.3
20/09/2024	4:14	53.4	53.7	53.7	52.8
20/09/2024	4:19	54.0		54.4	53.5
20/09/2024	4:24	53.7		54.1	53.2
20/09/2024	4:29	53.6		54.0	53.1
20/09/2024	4:34	52.9		53.3	52.4
20/09/2024	4:39	52.7		53.2	52.0
20/09/2024	4:44	53.2	54.6	53.8	52.5
20/09/2024	4:49	53.5		54.1	52.9
20/09/2024	4:54	54.6		55.0	53.2
20/09/2024	4:59	58.1		59.5	53.1
20/09/2024	5:04	60.0		63.9	53.0
20/09/2024	5:09	61.9		66.5	52.8
20/09/2024	5:14	55.3	57.7	56.9	53.0
20/09/2024	5:19	53.8		57.2	51.2
20/09/2024	5:24	52.9		54.0	51.8
20/09/2024	5:29	53.0		54.9	51.1
20/09/2024	5:34	52.4		53.6	48.7
20/09/2024	5:39	50.8		52.7	48.0
20/09/2024	5:44	51.6	53.7	52.0	50.3
20/09/2024	5:49	58.1		60.9	50.7
20/09/2024	5:54	52.1		53.6	50.2
20/09/2024	5:59	52.2		54.7	50.1
20/09/2024	6:04	51.3		51.8	50.1
20/09/2024	6:09	51.6		52.2	50.6
20/09/2024	6:14	49.6	52.0	51.4	48.2
20/09/2024	6:19	52.3		53.4	48.6
20/09/2024	6:24	51.8		54.6	48.2
20/09/2024	6:29	54.2		57.5	48.9
20/09/2024	6:34	55.9		57.1	49.3
20/09/2024	6:39	51.2		52.0	50.2
20/09/2024	6:44	51.4	53.9	52.2	50.6
20/09/2024	6:49	53.2		54.7	50.7
20/09/2024	6:54	56.5		61.9	50.3
20/09/2024	6:59	52.3		53.3	50.4
20/09/2024	23:04	53.2		54.3	51.5
20/09/2024	23:09	53.2		54.3	51.6
20/09/2024	23:14	53.1	53.5	54.2	51.4
20/09/2024	23:19	54.1		55.2	52.6
20/09/2024	23:24	53.7		54.8	52.0
20/09/2024	23:29	53.6		54.7	52.0
20/09/2024	23:34	53.5		54.7	51.8
20/09/2024	23:39	53.0		54.1	51.4
20/09/2024	23:44	54.6	53.5	55.2	51.5
20/09/2024	23:49	53.1		54.4	51.3
20/09/2024	23:54	53.0		54.3	51.3
20/09/2024	23:59	53.1		54.3	51.1
		Mean	53.9		
		Maximum	57.7		
		Minimum	52.0		

Date	Start Time	Leq (5mins)	Leq (30mins)	L10 (5mins)	L90 (5mins)
21/09/2024	0:04	53.1		54.3	51.3
21/09/2024	0:09	53.1		54.3	51.5
21/09/2024	0:14	53.4	53.4	54.5	51.2
21/09/2024	0:19	54.2		56.1	52.0
21/09/2024	0:24	53.5		54.8	51.8
21/09/2024	0:29	53.1		54.3	51.4
21/09/2024	0:34	53.3		54.6	51.6
21/09/2024	0:39	53.1		54.3	51.5
21/09/2024	0:44	52.7	52.9	54.0	51.0
21/09/2024	0:49	53.3		54.1	51.1
21/09/2024	0:54	52.6		53.9	50.8
21/09/2024	0:59	52.6		53.9	50.7
21/09/2024	1:04	52.7		54.0	51.2
21/09/2024	1:09	52.9		54.2	51.3
21/09/2024	1:14	52.6	52.7	53.8	50.8
21/09/2024	1:19	52.7		53.9	51.0
21/09/2024	1:24	52.6		53.9	50.8
21/09/2024	1:29	52.6		54.0	50.8
21/09/2024	1:34	52.6		53.9	51.0
21/09/2024	1:39	52.5		53.8	50.5
21/09/2024	1:44	52.6	52.6	53.8	50.7
21/09/2024	1:49	52.7		53.9	51.0
21/09/2024	1:54	52.7		53.9	51.1
21/09/2024	1:59	52.6		53.7	51.0
21/09/2024	2:04	52.8		54.0	51.2
21/09/2024	2:09	52.7		53.9	51.1
21/09/2024	2:14	52.6	52.7	53.8	51.1
21/09/2024	2:19	52.7		53.8	51.2
21/09/2024	2:24	52.8		53.9	51.4
21/09/2024	2:29	52.6		53.6	51.0
21/09/2024	2:34	52.6		53.7	51.0
21/09/2024	2:39	52.8		54.0	51.1
21/09/2024	2:44	52.9	52.9	54.0	51.2
21/09/2024	2:49	52.9		54.1	51.4
21/09/2024	2:54	53.0		54.1	51.5
21/09/2024	2:59	52.9		54.1	51.2
21/09/2024	3:04	52.7		53.9	51.1
21/09/2024	3:09	52.8		53.9	51.3
21/09/2024	3:14	53.0	52.9	54.1	51.4
21/09/2024	3:19	52.9		54.0	51.4
21/09/2024	3:24	53.0		54.0	51.3
21/09/2024	3:29	53.0		54.2	51.6
21/09/2024	3:34	53.4		54.5	51.8
21/09/2024	3:39	53.7		55.1	52.0
21/09/2024	3:44	53.6	53.5	54.8	52.0
21/09/2024	3:49	53.2		54.3	51.6
21/09/2024	3:54	53.7		55.0	52.0
21/09/2024	3:59	53.3		54.3	52.0
21/09/2024	4:04	52.8		53.9	51.2
21/09/2024	4:09	53.1		54.2	51.6
21/09/2024	4:14	53.5	53.1	54.6	51.9
21/09/2024	4:19	53.3		54.4	51.7
21/09/2024	4:24	53.0		54.0	51.6
21/09/2024	4:29	52.9		54.0	51.4
21/09/2024	4:34	52.8		53.9	51.3
21/09/2024	4:39	52.8		53.8	51.2
21/09/2024	4:44	52.9	52.9	54.1	51.4
21/09/2024	4:49	52.9		54.0	51.3
21/09/2024	4:54	52.8		54.0	51.2
21/09/2024	4:59	52.9		54.1	51.4
21/09/2024	5:04	53.1		54.2	51.4
21/09/2024	5:09	52.9		54.0	51.3
21/09/2024	5:14	53.1	53.0	54.3	51.6
21/09/2024	5:19	52.9		54.2	51.2
21/09/2024	5:24	52.7		53.9	51.0
21/09/2024	5:29	53.1		54.2	51.3
21/09/2024	5:34	52.9		54.0	51.2
21/09/2024	5:39	52.8		53.9	51.2
21/09/2024	5:44	53.6	53.0	54.8	51.7
21/09/2024	5:49	53.1		54.2	51.5
21/09/2024	5:54	52.7		54.0	51.0
21/09/2024	5:59	52.7		53.9	51.2
21/09/2024	6:04	52.9		54.0	51.3
21/09/2024	6:09	53.1		54.2	51.6
21/09/2024	6:14	52.7	53.1	53.9	51.0
21/09/2024	6:19	53.1		54.2	51.6
21/09/2024	6:24	53.6		54.8	51.9
21/09/2024	6:29	53.4		54.6	51.8
21/09/2024	6:34	53.1		54.4	51.5
21/09/2024	6:39	53.3		54.5	51.7
21/09/2024	6:44	54.4	54.5	55.7	52.6
21/09/2024	6:49	55.9		57.8	53.5
21/09/2024	6:54	55.0		56.9	52.7
21/09/2024	6:59	54.6		56.4	52.6
21/09/2024	23:04	54.9		55.4	53.5
21/09/2024	23:09	55.1		55.8	53.9
21/09/2024	23:14	54.9	55.0	56.2	53.2
21/09/2024	23:19	54.2		54.8	53.3
21/09/2024	23:24	55.4		56.5	53.6
21/09/2024	23:29	55.5		57.1	53.6
21/09/2024	23:34	55.8		58.4	53.2
21/09/2024	23:39	54.5		56.1	52.5
21/09/2024	23:44	54.4	55.3	56.0	52.7
21/09/2024	23:49	55.0		55.9	52.6
21/09/2024	23:54	56.2		58.0	52.9
21/09/2024	23:59	55.5		57.6	52.9
		Mean	53.3		
		Maximum	55.3		
		Minimum	52.6		

Station: CM20

Date	Start Time	Leq (5mins)	Leq (30mins)	L10 (5mins)	L90 (5mins)
22/09/2024	0:04	55.3		56.9	52.7
22/09/2024	0:09	55.0		56.0	52.4
22/09/2024	0:14	55.1	54.8	56.0	52.7
22/09/2024	0:19	54.0		55.0	52.4
22/09/2024	0:24	54.9		55.8	52.3
22/09/2024	0:29	54.5		55.6	52.8
22/09/2024	0:34	54.5		55.7	52.8
22/09/2024	0:39	54.1		54.9	52.4
22/09/2024	0:44	54.9	54.5	56.1	52.9
22/09/2024	0:49	55.4		56.4	52.7
22/09/2024	0:54	54.0		55.1	52.7
22/09/2024	0:59	54.1		54.9	52.7
22/09/2024	1:04	54.9		56.7	52.9
22/09/2024	1:09	54.8		56.0	52.5
22/09/2024	1:14	53.9	53.8	55.5	52.1
22/09/2024	1:19	53.7		54.9	52.1
22/09/2024	1:24	52.7		53.1	51.7
22/09/2024	1:29	52.0		52.4	51.4
22/09/2024	1:34	51.8		52.5	51.3
22/09/2024	1:39	51.5		51.8	51.2
22/09/2024	1:44	51.6	52.3	52.0	51.3
22/09/2024	1:49	52.0		52.1	51.3
22/09/2024	1:54	53.0		53.8	51.4
22/09/2024	1:59	53.5		54.9	51.9
22/09/2024	2:04	53.3		53.8	51.6
22/09/2024	2:09	53.0		53.8	51.3
22/09/2024	2:14	52.9	53.3	53.7	51.3
22/09/2024	2:19	53.4		54.8	51.3
22/09/2024	2:24	53.0		53.7	51.2
22/09/2024	2:29	54.0		55.9	51.4
22/09/2024	2:34	54.0		55.0	51.3
22/09/2024	2:39	53.3		53.4	50.9
22/09/2024	2:44	53.0	53.2	53.8	51.3
22/09/2024	2:49	53.0		53.4	51.1
22/09/2024	2:54	53.4		54.8	51.1
22/09/2024	2:59	52.4		53.1	51.1
22/09/2024	3:04	52.7		54.5	51.0
22/09/2024	3:09	54.9		57.7	51.1
22/09/2024	3:14	52.3	52.8	53.6	51.1
22/09/2024	3:19	51.7		52.2	50.9
22/09/2024	3:24	52.2		53.3	50.9
22/09/2024	3:29	52.1		53.2	51.1
22/09/2024	3:34	51.1		51.6	50.6
22/09/2024	3:39	50.6		51.0	50.2
22/09/2024	3:44	50.1	50.5	50.5	49.8
22/09/2024	3:49	50.4		50.9	50.0
22/09/2024	3:54	50.5		50.8	50.2
22/09/2024	3:59	50.4		50.7	50.0
22/09/2024	4:04	51.3		51.9	50.4
22/09/2024	4:09	51.3		51.6	50.8
22/09/2024	4:14	53.1	51.8	55.0	51.3
22/09/2024	4:19	51.7		52.5	51.2
22/09/2024	4:24	51.6		51.9	51.4
22/09/2024	4:29	51.7		52.0	51.4
22/09/2024	4:34	51.5		51.9	50.7
22/09/2024	4:39	50.7		51.0	50.3
22/09/2024	4:44	50.9	51.0	51.4	50.5
22/09/2024	4:49	51.1		51.7	50.5
22/09/2024	4:54	50.9		51.3	50.4
22/09/2024	4:59	50.9		51.1	50.6
22/09/2024	5:04	51.1		51.1	50.6
22/09/2024	5:09	50.9		51.1	50.7
22/09/2024	5:14	50.6	50.8	51.0	50.3
22/09/2024	5:19	50.8		51.0	50.5
22/09/2024	5:24	50.8		51.0	50.5
22/09/2024	5:29	50.7		51.0	50.4
22/09/2024	5:34	50.8		51.1	50.3
22/09/2024	5:39	50.8		51.0	50.5
22/09/2024	5:44	51.3	51.6	51.8	50.5
22/09/2024	5:49	51.4		52.1	50.7
22/09/2024	5:54	51.8		52.8	50.9
22/09/2024	5:59	53.0		56.5	50.7
22/09/2024	6:04	57.6		58.0	57.0
22/09/2024	6:09	56.9		58.0	50.6
22/09/2024	6:14	53.1	54.8	55.2	50.4
22/09/2024	6:19	52.2		54.2	50.2
22/09/2024	6:24	51.0		52.0	50.2
22/09/2024	6:29	54.1		54.2	51.0
22/09/2024	6:34	55.1		57.8	51.4
22/09/2024	6:39	56.9		59.5	51.7
22/09/2024	6:44	56.6	56.2	60.1	51.7
22/09/2024	6:49	57.2		60.7	52.4
22/09/2024	6:54	55.6		58.7	51.5
22/09/2024	6:59	55.6		58.6	51.8

22/09/2024	23:04	58.9		60.6	54.6
22/09/2024	23:09	59.3		60.9	54.8
22/09/2024	23:14	56.5	58.9	59.7	53.3
22/09/2024	23:19	60.9		61.4	60.3
22/09/2024	23:24	55.4		56.3	53.2
22/09/2024	23:29	60.1		62.1	54.8
22/09/2024	23:34	59.8		61.7	55.4
22/09/2024	23:39	58.6		61.0	56.0
22/09/2024	23:44	60.9	58.9	61.4	60.4
22/09/2024	23:49	55.2		56.8	53.3
22/09/2024	23:54	59.6		60.8	54.7
22/09/2024	23:59	57.4		60.9	48.4
		Mean	53.7		
		Maximum	58.9		
		Minimum	50.5		

Date	Start Time	Leq (5mins)	Leq (30mins)	L10 (5mins)	L90 (5mins)
23/09/2024	0:04	54.5		59.0	46.5
23/09/2024	0:09	59.2		60.0	53.4
23/09/2024	0:14	52.7	57.0	58.0	45.7
23/09/2024	0:19	59.4		59.7	59.0
23/09/2024	0:24	51.6		52.2	46.2
23/09/2024	0:29	58.4		59.4	47.4
23/09/2024	0:34	56.5		59.8	51.5
23/09/2024	0:39	57.5		59.4	48.1
23/09/2024	0:44	57.6	57.0	59.8	51.0
23/09/2024	0:49	56.3		59.4	51.0
23/09/2024	0:54	58.5		59.7	48.2
23/09/2024	0:59	54.2		58.9	50.2
23/09/2024	1:04	59.4		59.7	59.1
23/09/2024	1:09	50.1		52.0	46.0
23/09/2024	1:14	59.4	58.2	59.9	58.7
23/09/2024	1:19	56.5		60.0	52.8
23/09/2024	1:24	59.3		60.6	54.0
23/09/2024	1:29	59.0		60.9	54.5
23/09/2024	1:34	57.9		60.4	53.2
23/09/2024	1:39	60.0		61.1	55.6
23/09/2024	1:44	56.2	58.8	59.3	53.1
23/09/2024	1:49	60.6		61.2	59.9
23/09/2024	1:54	56.5		58.8	54.2
23/09/2024	1:59	59.7		60.7	53.8
23/09/2024	2:04	58.3		60.9	55.1
23/09/2024	2:09	58.0		59.3	55.0
23/09/2024	2:14	57.6	57.0	59.5	47.0
23/09/2024	2:19	54.3		59.1	50.2
23/09/2024	2:24	59.2		59.6	59.0
23/09/2024	2:29	47.6		50.2	43.5
23/09/2024	2:34	59.0		59.6	58.0
23/09/2024	2:39	55.0		59.5	45.1
23/09/2024	2:44	56.9	57.4	59.3	45.3
23/09/2024	2:49	57.9		59.7	44.6
23/09/2024	2:54	52.3		58.6	42.7
23/09/2024	2:59	59.5		60.0	58.8
23/09/2024	3:04	48.3		51.2	42.3
23/09/2024	3:09	58.2		59.4	43.4
23/09/2024	3:14	56.5	56.0	59.9	49.9
23/09/2024	3:19	55.9		59.3	42.6
23/09/2024	3:24	58.4		59.8	50.0
23/09/2024	3:29	50.5		51.3	48.4
23/09/2024	3:34	58.8		59.3	58.4
23/09/2024	3:39	52.0		59.2	39.7
23/09/2024	3:44	58.0	57.0	59.4	49.4
23/09/2024	3:49	55.9		59.5	38.2
23/09/2024	3:54	55.5		59.2	38.7
23/09/2024	3:59	58.4		59.4	45.1
23/09/2024	4:04	49.4		49.8	46.6
23/09/2024	4:09	58.9		59.5	58.2
23/09/2024	4:14	53.8	55.6	59.5	37.4
23/09/2024	4:19	55.8		59.2	37.3
23/09/2024	4:24	58.2		59.8	49.3
23/09/2024	4:29	40.5		42.7	37.4
23/09/2024	4:34	59.0		59.6	58.3
23/09/2024	4:39	54.1		59.7	39.8
23/09/2024	4:44	55.0	57.0	59.0	38.9
23/09/2024	4:49	58.8		59.9	50.3
23/09/2024	4:54	50.7		51.9	49.7
23/09/2024	4:59	58.9		59.4	58.1
23/09/2024	5:04	54.2		59.3	40.8
23/09/2024	5:09	59.4		59.9	58.6
23/09/2024	5:14	53.6	59.2	59.6	38.0
23/09/2024	5:19	61.2		63.0	58.8
23/09/2024	5:24	60.0		60.7	59.1
23/09/2024	5:29	61.2		66.0	41.3
23/09/2024	5:34	62.1		65.2	59.4
23/09/2024	5:39	54.3		59.1	41.6
23/09/2024	5:44	59.3	58.7	60.2	58.6
23/09/2024	5:49	50.1		52.5	46.0
23/09/2024	5:54	58.6		60.2	45.4
23/09/2024	5:59	59.4		62.2	50.8
23/09/2024	6:04	57.7		62.2	45.0
23/09/2024	6:09	53.8		58.8	43.6
23/09/2024	6:14	59.8	56.9	59.8	59.2
23/09/2024	6:19	50.9		53.9	44.2
23/09/2024	6:24	50.6		52.0	43.7
23/09/2024	6:29	59.6		60.3	58.5
23/09/2024	6:34	56.1		60.4	43.7
23/09/2024	6:39	49.8		51.7	45.8
23/09/2024	6:44	59.3	57.0	60.4	52.5
23/09/2024	6:49	55.6		59.7	46.3
23/09/2024	6:54	54.1		58.5	47.3
23/09/2024	6:59	60.0		60.4	59.4

23/09/2024	23:04	50.7		51.6	49.9
23/09/2024	23:09	48.9		50.6	46.4
23/09/2024	23:14	51.0	50.1	51.7	50.3
23/09/2024	23:19	49.3		51.0	47.0
23/09/2024	23:24	50.8		51.3	50.3
23/09/2024	23:29	49.4		51.3	47.4
23/09/2024	23:34	51.2		51.9	50.6
23/09/2024	23:39	49.3		51.1	47.1
23/09/2024	23:44	50.1	49.9	51.0	47.9
23/09/2024	23:49	49.4		51.1	46.6
23/09/2024	23:54	49.7		51.1	46.4
23/09/2024	23:59	51.0		52.2	48.0
		Mean	56.4		
		Maximum	59.2		
		Minimum	49.9		

Date	Start Time	Leq (5mins)	Leq (30mins)	L10 (5mins)	L90 (5mins)
24/09/2024	0:04	49.5		51.1	47.0
24/09/2024	0:09	50.4		50.9	49.8
24/09/2024	0:14	46.8	49.1	48.1	45.2
24/09/2024	0:19	50.1		50.6	49.6
24/09/2024	0:24	47.9		50.6	45.1
24/09/2024	0:29	49.0		50.6	45.1
24/09/2024	0:34	49.1		50.4	45.8
24/09/2024	0:39	46.1		49.6	43.8
24/09/2024	0:44	50.0	48.6	50.3	49.7
24/09/2024	0:49	47.0		49.6	45.3
24/09/2024	0:54	49.6		50.5	45.7
24/09/2024	0:59	48.7		50.5	45.5
24/09/2024	1:04	48.5		50.5	46.3
24/09/2024	1:09	50.2		50.6	49.8
24/09/2024	1:14	47.2	49.5	48.4	46.1
24/09/2024	1:19	51.0		51.9	49.2
24/09/2024	1:24	49.3		51.3	46.8
24/09/2024	1:29	50.0		51.6	47.2
24/09/2024	1:34	51.3		53.0	47.3
24/09/2024	1:39	47.6		48.8	46.3
24/09/2024	1:44	50.9	49.8	51.6	50.1
24/09/2024	1:49	47.8		50.5	45.4
24/09/2024	1:54	49.1		50.9	46.2
24/09/2024	1:59	50.4		51.2	47.5
24/09/2024	2:04	48.0		49.2	46.6
24/09/2024	2:09	51.0		51.9	49.6
24/09/2024	2:14	49.4	49.8	51.3	46.9
24/09/2024	2:19	49.7		51.4	47.6
24/09/2024	2:24	51.2		52.4	50.2
24/09/2024	2:29	48.7		50.0	47.6
24/09/2024	2:34	51.1		52.2	48.4
24/09/2024	2:39	51.3		52.4	49.7
24/09/2024	2:44	50.9	50.6	52.3	49.0
24/09/2024	2:49	51.7		52.7	50.5
24/09/2024	2:54	48.7		50.6	46.7
24/09/2024	2:59	49.4		50.7	47.0
24/09/2024	3:04	50.1		51.0	47.3
24/09/2024	3:09	47.4		48.5	46.1
24/09/2024	3:14	50.1	48.9	50.5	49.6
24/09/2024	3:19	47.3		49.6	44.8
24/09/2024	3:24	47.8		50.1	44.7
24/09/2024	3:29	49.7		50.2	49.3
24/09/2024	3:34	46.2		47.4	44.5
24/09/2024	3:39	49.4		50.3	46.6
24/09/2024	3:44	48.7	48.3	50.2	46.0
24/09/2024	3:49	46.7		47.8	45.4
24/09/2024	3:54	49.9		50.3	49.4
24/09/2024	3:59	47.3		49.7	44.9
24/09/2024	4:04	48.0		49.8	45.2
24/09/2024	4:09	49.2		50.1	45.4
24/09/2024	4:14	45.2	48.9	46.2	44.0
24/09/2024	4:19	49.9		51.1	46.5
24/09/2024	4:24	51.0		53.3	48.2
24/09/2024	4:29	48.1		50.2	46.7
24/09/2024	4:34	50.6		51.2	49.8
24/09/2024	4:39	51.6		52.9	46.2
24/09/2024	4:44	51.9	51.5	53.6	47.3
24/09/2024	4:49	50.2		51.0	49.4
24/09/2024	4:54	52.3		55.2	45.2
24/09/2024	4:59	52.2		54.5	45.9
24/09/2024	5:04	51.7		54.5	46.0
24/09/2024	5:09	51.7		56.2	45.3
24/09/2024	5:14	53.0	53.9	54.2	50.8
24/09/2024	5:19	52.0		54.1	47.2
24/09/2024	5:24	54.8		57.6	47.8
24/09/2024	5:29	57.2		60.4	50.9
24/09/2024	5:34	52.9		55.2	47.2
24/09/2024	5:39	56.3		58.2	50.0
24/09/2024	5:44	57.8	54.2	62.1	48.7
24/09/2024	5:49	51.7		53.3	48.7
24/09/2024	5:54	51.1		54.1	50.8
24/09/2024	5:59	49.5		51.2	47.6
24/09/2024	6:04	52.2		53.8	48.4
24/09/2024	6:09	49.9		51.1	46.9
24/09/2024	6:14	49.9	50.3	51.2	47.2
24/09/2024	6:19	49.3		50.9	47.6
24/09/2024	6:24	49.0		50.1	47.6
24/09/2024	6:29	50.5		52.7	48.1
24/09/2024	6:34	52.3		54.1	49.1
24/09/2024	6:39	53.3		55.4	49.7
24/09/2024	6:44	52.9	54.5	54.4	50.9
24/09/2024	6:49	55.2		57.4	52.4
24/09/2024	6:54	54.7		56.4	52.3
24/09/2024	6:59	56.7		59.0	53.3

24/09/2024	23:04	53.1		54.6	51.8
24/09/2024	23:09	55.4		57.7	52.2
24/09/2024	23:14	54.7	54.4	56.2	53.2
24/09/2024	23:19	54.8		57.0	52.6
24/09/2024	23:24	54.3		55.7	52.6
24/09/2024	23:29	53.4		54.8	51.8
24/09/2024	23:34	52.9		53.9	51.2
24/09/2024	23:39	53.6		54.7	52.4
24/09/2024	23:44	53.6	53.2	54.5	52.6
24/09/2024	23:49	52.7		53.3	52.1
24/09/2024	23:54	53.1		54.1	52.0
24/09/2024	23:59	53.0		53.8	51.9
		Mean	51.0		
		Maximum	54.5		
		Minimum	48.3		

Station: CM20

Date	Start Time	Leq (5mins)	Leq (30mins)	L10 (5mins)	L90 (5mins)
25/09/2024	0:04	52.3		52.8	51.8
25/09/2024	0:09	52.2		52.9	51.6
25/09/2024	0:14	52.9	52.1	53.7	51.9
25/09/2024	0:19	52.1		52.6	51.6
25/09/2024	0:24	51.6		51.9	51.2
25/09/2024	0:29	51.1		51.6	50.6
25/09/2024	0:34	51.1		51.5	50.6
25/09/2024	0:39	52.4		53.4	51.6
25/09/2024	0:44	52.0	52.3	52.7	51.1
25/09/2024	0:49	51.6		52.1	50.9
25/09/2024	0:54	52.3		52.8	51.8
25/09/2024	0:59	53.8		54.7	52.7
25/09/2024	1:04	54.5		56.0	52.7
25/09/2024	1:09	54.1		55.3	52.9
25/09/2024	1:14	54.0	53.5	55.3	52.6
25/09/2024	1:19	52.7		53.4	52.0
25/09/2024	1:24	51.7		53.0	50.2
25/09/2024	1:29	53.1		54.3	52.1
25/09/2024	1:34	53.5		54.4	52.5
25/09/2024	1:39	54.0		55.7	52.5
25/09/2024	1:44	55.5	55.2	56.7	53.9
25/09/2024	1:49	55.7		57.3	53.9
25/09/2024	1:54	55.9		57.4	53.9
25/09/2024	1:59	56.2		58.4	54.0
25/09/2024	2:04	55.8		57.5	54.0
25/09/2024	2:09	56.8		58.9	54.1
25/09/2024	2:14	56.1	56.5	57.8	53.9
25/09/2024	2:19	57.2		59.1	54.1
25/09/2024	2:24	56.7		58.7	54.5
25/09/2024	2:29	56.5		58.0	54.3
25/09/2024	2:34	55.5		56.6	53.9
25/09/2024	2:39	54.2		55.4	52.7
25/09/2024	2:44	54.2	54.3	55.2	52.7
25/09/2024	2:49	54.9		56.3	53.2
25/09/2024	2:54	53.5		55.4	51.8
25/09/2024	2:59	53.2		54.1	51.7
25/09/2024	3:04	52.2		53.0	50.4
25/09/2024	3:09	52.4		52.8	51.9
25/09/2024	3:14	52.2	52.8	52.7	51.6
25/09/2024	3:19	52.9		53.7	51.8
25/09/2024	3:24	53.6		55.1	52.0
25/09/2024	3:29	53.4		54.8	52.0
25/09/2024	3:34	55.3		57.1	53.0
25/09/2024	3:39	55.4		56.8	53.5
25/09/2024	3:44	54.1	54.6	55.9	52.2
25/09/2024	3:49	54.2		56.5	51.9
25/09/2024	3:54	53.5		54.8	51.8
25/09/2024	3:59	54.5		56.3	51.9
25/09/2024	4:04	53.7		54.8	52.4
25/09/2024	4:09	52.8		55.0	50.4
25/09/2024	4:14	53.4	53.9	54.9	51.9
25/09/2024	4:19	54.8		57.0	52.6
25/09/2024	4:24	54.3		56.1	52.3
25/09/2024	4:29	54.3		56.3	52.3
25/09/2024	4:34	59.1		61.7	52.1
25/09/2024	4:39	57.7		59.2	52.5
25/09/2024	4:44	56.5	57.6	60.4	51.6
25/09/2024	4:49	54.9		57.7	51.7
25/09/2024	4:54	55.7		59.1	50.6
25/09/2024	4:59	59.7		63.2	51.1
25/09/2024	5:04	58.9		61.6	52.1
25/09/2024	5:09	56.3		59.0	50.6
25/09/2024	5:14	55.4	58.4	59.1	50.9
25/09/2024	5:19	59.2		63.0	52.9
25/09/2024	5:24	58.1		61.4	52.8
25/09/2024	5:29	60.6		62.4	52.9
25/09/2024	5:34	58.3		61.1	53.1
25/09/2024	5:39	54.8		56.9	52.2
25/09/2024	5:44	53.7	58.7	54.6	51.6
25/09/2024	5:49	52.5		53.7	51.0
25/09/2024	5:54	54.3		55.5	51.9
25/09/2024	5:59	64.4		68.8	55.2
25/09/2024	6:04	64.4		67.0	51.7
25/09/2024	6:09	52.7		54.2	50.9
25/09/2024	6:14	56.9	59.5	59.5	52.7
25/09/2024	6:19	59.9		62.6	53.5
25/09/2024	6:24	57.1		60.5	52.4
25/09/2024	6:29	56.3		57.4	52.3
25/09/2024	6:34	62.1		65.9	53.6
25/09/2024	6:39	57.0		59.9	53.7
25/09/2024	6:44	60.3	60.3	62.7	56.0
25/09/2024	6:49	60.3		62.9	54.8
25/09/2024	6:54	60.5		62.4	55.2
25/09/2024	6:59	60.2		62.3	55.4

25/09/2024	23:04	59.3		59.9	59.0
25/09/2024	23:09	45.6		47.2	43.7
25/09/2024	23:14	46.6		49.5	44.8
25/09/2024	23:19	50.1	55.3	50.6	49.7
25/09/2024	23:24	49.9		50.0	44.0
25/09/2024	23:29	59.6		59.9	59.2
25/09/2024	23:34	54.1		60.0	50.5
25/09/2024	23:39	51.5		52.6	50.3
25/09/2024	23:44	50.9	56.4	53.3	47.3
25/09/2024	23:49	53.6		55.8	50.8
25/09/2024	23:54	60.2		61.5	54.7
25/09/2024	23:59	59.0		61.3	54.9
		Mean	55.7		
		Maximum	60.3		
		Minimum	52.1		

Date	Start Time	Leq (5mins)	Leq (30mins)	L10 (5mins)	L90 (5mins)
26/09/2024	0:04	56.4		57.9	54.2
26/09/2024	0:09	57.0		58.9	54.2
26/09/2024	0:14	56.2	57.2	58.2	53.5
26/09/2024	0:19	58.4		60.6	53.7
26/09/2024	0:24	59.3		60.9	53.0
26/09/2024	0:29	54.3		56.2	51.9
26/09/2024	0:34	54.5		56.6	52.1
26/09/2024	0:39	55.4		57.0	53.4
26/09/2024	0:44	55.7	57.9	57.5	53.7
26/09/2024	0:49	61.1		62.1	60.1
26/09/2024	0:54	58.2		61.3	52.9
26/09/2024	0:59	58.7		60.9	54.9
26/09/2024	1:04	59.8		62.4	55.8
26/09/2024	1:09	53.9		58.9	46.1
26/09/2024	1:14	54.4	56.1	59.1	43.2
26/09/2024	1:19	59.2		60.0	53.9
26/09/2024	1:24	50.0		50.9	47.8
26/09/2024	1:29	45.3		46.3	43.0
26/09/2024	1:34	46.6		50.3	42.3
26/09/2024	1:39	44.3		45.6	42.2
26/09/2024	1:44	57.6	53.2	59.6	49.4
26/09/2024	1:49	57.4		59.8	43.2
26/09/2024	1:54	42.9		44.1	41.7
26/09/2024	1:59	45.2		47.5	42.2
26/09/2024	2:04	47.7		49.9	41.6
26/09/2024	2:09	48.5		50.0	43.9
26/09/2024	2:14	58.0	53.4	59.4	42.3
26/09/2024	2:19	56.3		59.7	45.1
26/09/2024	2:24	45.4		49.4	42.2
26/09/2024	2:29	49.8		50.4	49.2
26/09/2024	2:34	43.0		44.2	41.6
26/09/2024	2:39	43.2		44.6	41.7
26/09/2024	2:44	58.2	53.8	59.9	43.9
26/09/2024	2:49	58.2		60.9	50.7
26/09/2024	2:54	47.0		50.0	41.9
26/09/2024	2:59	43.7		45.4	41.5
26/09/2024	3:04	43.4		44.9	42.0
26/09/2024	3:09	44.7		45.5	43.0
26/09/2024	3:14	56.8	53.2	59.5	49.1
26/09/2024	3:19	58.2		59.8	45.1
26/09/2024	3:24	44.5		45.5	43.3
26/09/2024	3:29	46.7		48.7	44.0
26/09/2024	3:34	51.5		52.8	49.9
26/09/2024	3:39	50.9		53.9	46.1
26/09/2024	3:44	58.6	56.4	59.8	49.1
26/09/2024	3:49	58.0		60.6	45.8
26/09/2024	3:54	58.5		62.7	44.9
26/09/2024	3:59	54.7		59.8	50.8
26/09/2024	4:04	60.7		60.7	60.0
26/09/2024	4:09	48.9		51.3	47.0
26/09/2024	4:14	55.1	57.1	58.5	51.1
26/09/2024	4:19	49.0		50.1	47.6
26/09/2024	4:24	59.9		60.7	58.1
26/09/2024	4:29	56.3		60.6	50.6
26/09/2024	4:34	50.2		51.6	48.1
26/09/2024	4:39	51.2		53.2	48.1
26/09/2024	4:44	60.4	56.0	61.3	53.0
26/09/2024	4:49	56.2		60.4	46.2
26/09/2024	4:54	50.8		52.2	46.8
26/09/2024	4:59	57.2		60.9	51.0
26/09/2024	5:04	60.3		61.2	51.6
26/09/2024	5:09	55.2		58.8	49.1
26/09/2024	5:14	54.7	64.2	55.5	51.6
26/09/2024	5:19	67.8		72.1	58.8
26/09/2024	5:24	67.3		71.1	52.9
26/09/2024	5:29	64.0		68.5	53.3
26/09/2024	5:34	65.9		69.2	60.3
26/09/2024	5:39	64.2		68.1	56.2
26/09/2024	5:44	60.4	63.3	63.6	55.2
26/09/2024	5:49	63.8		67.5	57.8
26/09/2024	5:54	62.4		63.3	57.9
26/09/2024	5:59	60.4		63.3	56.8
26/09/2024	6:04	59.5		61.4	57.0
26/09/2024	6:09	61.1		62.1	56.1
26/09/2024	6:14	56.3	60.1	57.8	54.6
26/09/2024	6:19	60.6		62.3	55.5
26/09/2024	6:24	62.2		62.8	61.0
26/09/2024	6:29	58.5		59.8	56.7
26/09/2024	6:34	58.2		60.8	54.6
26/09/2024	6:39	62.1		62.7	61.0
26/09/2024	6:44	59.5	60.2	61.7	56.9
26/09/2024	6:49	58.7		60.4	56.5
26/09/2024	6:54	62.3		63.2	61.1
26/09/2024	6:59	57.8		60.0	55.4

26/09/2024	23:04	53.0		54.6	50.6
26/09/2024	23:09	52.9		55.0	49.7
26/09/2024	23:14	52.2	52.9	55.8	49.1
26/09/2024	23:19	53.0		55.8	50.3
26/09/2024	23:24	53.6		55.1	50.4
26/09/2024	23:29	52.7		55.2	49.8
26/09/2024	23:34	50.8		54.7	48.6
26/09/2024	23:39	53.3		55.8	49.9
26/09/2024	23:44	52.6	52.3	55.1	49.0
26/09/2024	23:49	51.0		54.4	49.2
26/09/2024	23:54	52.2		55.6	48.2
26/09/2024	23:59	53.1		55.5	49.5
		Mean	56.7		
		Maximum	64.2		
		Minimum	52.3		

Date	Start Time	Leq (5mins)	Leq (30mins)	L10 (5mins)	L90 (5mins)
27/09/2024	0:04	52.8		55.4	49.2
27/09/2024	0:09	50.5		51.9	49.0
27/09/2024	0:14	53.3	52.3	55.5	49.7
27/09/2024	0:19	53.2		55.2	49.5
27/09/2024	0:24	50.9		54.3	48.3
27/09/2024	0:29	52.2		55.0	49.4
27/09/2024	0:34	64.9		68.7	49.0
27/09/2024	0:39	68.6		71.9	61.5
27/09/2024	0:44	65.7	67.5	69.6	57.3
27/09/2024	0:49	68.1		69.5	58.2
27/09/2024	0:54	69.0		69.4	58.4
27/09/2024	0:59	67.0		70.1	60.7
27/09/2024	1:04	67.1		69.8	58.6
27/09/2024	1:09	61.2		62.3	54.5
27/09/2024	1:14	56.2	61.0	56.2	53.1
27/09/2024	1:19	51.7		53.2	50.3
27/09/2024	1:24	53.4		55.1	50.9
27/09/2024	1:29	54.2		55.3	49.6
27/09/2024	1:34	51.3		54.6	49.3
27/09/2024	1:39	51.4		54.5	48.3
27/09/2024	1:44	53.3	52.4	55.0	49.4
27/09/2024	1:49	51.6		54.1	49.9
27/09/2024	1:54	52.0		54.5	49.7
27/09/2024	1:59	54.1		55.9	50.6
27/09/2024	2:04	54.1		55.3	50.7
27/09/2024	2:09	52.2		54.8	49.9
27/09/2024	2:14	52.8	52.6	54.8	50.1
27/09/2024	2:19	52.2		54.9	49.4
27/09/2024	2:24	51.0		54.7	49.0
27/09/2024	2:29	52.9		54.9	49.9
27/09/2024	2:34	53.6		55.6	50.6
27/09/2024	2:39	53.1		55.2	49.5
27/09/2024	2:44	53.4	53.6	55.2	50.5
27/09/2024	2:49	54.5		55.0	50.9
27/09/2024	2:54	53.3		54.6	51.0
27/09/2024	2:59	53.6		55.7	50.0
27/09/2024	3:04	55.4		58.8	50.8
27/09/2024	3:09	53.9		56.9	50.3
27/09/2024	3:14	55.1	56.0	57.7	50.7
27/09/2024	3:19	58.5		59.4	50.8
27/09/2024	3:24	55.3		57.2	53.8
27/09/2024	3:29	56.5		58.0	50.7
27/09/2024	3:34	53.7		55.8	50.8
27/09/2024	3:39	54.6		56.1	51.4
27/09/2024	3:44	53.6	53.7	54.4	51.2
27/09/2024	3:49	54.2		54.6	50.8
27/09/2024	3:54	53.3		55.4	50.6
27/09/2024	3:59	52.7		53.6	50.1
27/09/2024	4:04	63.5		65.9	52.6
27/09/2024	4:09	55.3		58.6	50.9
27/09/2024	4:14	54.6	63.4	56.0	52.1
27/09/2024	4:19	58.0		58.8	53.2
27/09/2024	4:24	58.9		59.7	53.9
27/09/2024	4:29	69.5		73.5	55.2
27/09/2024	4:34	59.4		60.6	54.1
27/09/2024	4:39	56.2		57.0	52.8
27/09/2024	4:44	56.3	56.1	57.6	52.1
27/09/2024	4:49	54.1		54.5	51.3
27/09/2024	4:54	54.2		54.8	51.4
27/09/2024	4:59	53.6		55.4	51.9
27/09/2024	5:04	54.0		55.1	52.1
27/09/2024	5:09	55.8		56.8	52.4
27/09/2024	5:14	56.1	57.1	56.9	52.7
27/09/2024	5:19	55.9		57.3	54.1
27/09/2024	5:24	58.6		59.2	54.9
27/09/2024	5:29	59.8		61.5	57.7
27/09/2024	5:34	61.0		63.1	58.3
27/09/2024	5:39	62.3		63.8	58.7
27/09/2024	5:44	61.1	61.9	62.6	58.5
27/09/2024	5:49	62.6		64.5	60.3
27/09/2024	5:54	62.6		64.3	59.9
27/09/2024	5:59	61.8		63.3	59.4
27/09/2024	6:04	63.1		64.6	60.1
27/09/2024	6:09	66.9		69.5	59.8
27/09/2024	6:14	70.5	69.8	73.4	64.4
27/09/2024	6:19	68.0		70.4	62.4
27/09/2024	6:24	71.1		74.5	63.2
27/09/2024	6:29	73.1		76.9	64.8
27/09/2024	6:34	72.3		75.4	63.6
27/09/2024	6:39	71.5		74.1	62.7
27/09/2024	6:44	70.7	70.1	73.1	63.1
27/09/2024	6:49	68.4		70.5	61.7
27/09/2024	6:54	65.9		67.9	61.0
27/09/2024	6:59	68.7		69.4	61.7
		Mean	59.1		
		Maximum	70.1		
		Minimum	52.3		

Summary of Noise Monitoring Results during 23:00 - 07:00 on the next day at CM20	
	Leq (30mins)
Mean	54.6
Maximum	70.1
Minimum	48.3

Appendix 3-2-17 Baseline Noise Monitoring Data at CM21

Station: CM21

Date	Start Time	Leq (5mins)	Leq (30mins)	L10 (5mins)	L90 (5mins)
23/08/2024	13:47	70.8		73.1	55.7
23/08/2024	13:52	69.2		71.4	53.8
23/08/2024	13:57	68.8	70.7	73.4	51.4
23/08/2024	14:02	69.7		73.1	53.6
23/08/2024	14:07	71.3		75.7	59.5
23/08/2024	14:12	73.0		76.5	56.3
23/08/2024	14:17	71.5		74.9	54.5
23/08/2024	14:22	69.0		73.9	53.9
23/08/2024	14:27	72.1	70.2	76.6	55.6
23/08/2024	14:32	68.3		72.7	54.0
23/08/2024	14:37	69.4		73.9	55.6
23/08/2024	14:42	69.6		73.1	54.3
23/08/2024	14:47	68.8		72.4	52.4
23/08/2024	14:52	70.9		72.9	50.8
23/08/2024	14:57	75.8	72.2	76.4	55.5
23/08/2024	15:02	72.1		75.0	55.9
23/08/2024	15:07	70.2		72.9	54.6
23/08/2024	15:12	71.9		73.8	55.6
23/08/2024	15:17	72.6		75.4	53.3
23/08/2024	15:22	73.6		75.8	58.8
23/08/2024	15:27	70.2	71.8	74.2	51.0
23/08/2024	15:32	71.1		73.3	50.9
23/08/2024	15:37	71.2		75.2	53.0
23/08/2024	15:42	71.3		73.5	56.0
23/08/2024	15:47	74.1		74.9	54.8
23/08/2024	15:52	72.0		74.9	53.2
23/08/2024	15:57	71.1	72.3	73.1	54.6
23/08/2024	16:02	72.8		74.7	53.8
23/08/2024	16:07	71.3		75.1	56.3
23/08/2024	16:12	71.7		75.1	51.0
23/08/2024	16:17	71.8		74.3	54.7
23/08/2024	16:22	68.4		72.4	51.4
23/08/2024	16:27	70.3	70.9	73.6	52.4
23/08/2024	16:32	68.7		71.9	55.5
23/08/2024	16:37	73.5		75.9	55.1
23/08/2024	16:42	70.8		72.9	52.3
23/08/2024	16:47	74.0		74.8	55.7
23/08/2024	16:52	68.5		70.6	57.3
23/08/2024	16:57	64.6	70.1	68.6	55.6
23/08/2024	17:02	68.2		71.9	52.3
23/08/2024	17:07	71.3		71.4	50.7
23/08/2024	17:12	68.1		71.6	50.4
23/08/2024	17:17	69.0		73.3	50.5
23/08/2024	17:22	70.7		71.3	51.5
23/08/2024	17:27	68.2	69.3	71.7	49.5
23/08/2024	17:32	66.2		70.2	49.2
23/08/2024	17:37	68.7		71.4	50.1
23/08/2024	17:42	71.1		73.4	52.3
23/08/2024	17:47	71.0		73.6	53.4
23/08/2024	17:52	71.0		72.1	50.9
23/08/2024	17:57	69.2	69.4	72.5	50.6
23/08/2024	18:02	68.3		69.0	50.3
23/08/2024	18:07	67.7		71.3	49.6
23/08/2024	18:12	67.8		71.6	49.6
23/08/2024	18:17	64.7		69.3	48.8
23/08/2024	18:22	65.4		69.1	48.4
23/08/2024	18:27	64.7	65.9	67.6	48.7
23/08/2024	18:32	66.9		70.1	49.2
23/08/2024	18:37	68.0		69.3	48.0
23/08/2024	18:42	64.2		68.1	49.3
23/08/2024	18:47	66.1		70.1	49.2
23/08/2024	18:52	67.2		69.2	49.1
23/08/2024	18:57	70.9		72.2	50.1
		Mean	70.3		
		Maximum	72.3		
		Minimum	65.9		

Date	Start Time	Leq (5mins)	Leq (30mins)	L10 (5mins)	L90 (5mins)
24/08/2024	7:02	68.8		72.4	58.9
24/08/2024	7:07	69.6		70.9	51.6
24/08/2024	7:12	72.3	71.8	75.4	51.9
24/08/2024	7:17	71.4		72.9	50.8
24/08/2024	7:22	73.6		75.1	54.5
24/08/2024	7:27	72.9		74.9	57.0
24/08/2024	7:32	68.4		71.6	55.0
24/08/2024	7:37	71.6		73.3	53.3
24/08/2024	7:42	70.0	71.0	72.0	60.4
24/08/2024	7:47	69.7		73.2	57.6
24/08/2024	7:52	70.9		73.7	58.9
24/08/2024	7:57	73.5		75.0	56.5
24/08/2024	8:02	72.0		73.6	55.9
24/08/2024	8:07	68.7		73.3	53.7
24/08/2024	8:12	70.7	71.5	73.8	54.5
24/08/2024	8:17	71.6		75.8	57.7
24/08/2024	8:22	72.6		74.7	53.1
24/08/2024	8:27	72.2		75.0	51.5
24/08/2024	8:32	73.8		76.4	52.9
24/08/2024	8:37	70.5		73.5	53.0
24/08/2024	8:42	71.4	71.3	74.2	53.7
24/08/2024	8:47	67.4		71.5	55.4
24/08/2024	8:52	71.6		75.5	55.4
24/08/2024	8:57	70.6		74.3	55.4
24/08/2024	9:02	68.6		73.4	52.5
24/08/2024	9:07	71.5		75.5	55.2
24/08/2024	9:12	72.9	71.9	75.2	55.0
24/08/2024	9:17	72.6		75.8	60.3
24/08/2024	9:22	73.2		79.4	56.7
24/08/2024	9:27	71.2		74.5	54.5
24/08/2024	9:32	71.6		74.9	50.8
24/08/2024	9:37	71.7		75.0	54.9
24/08/2024	9:42	70.7	71.7	73.7	51.7
24/08/2024	9:47	71.3		75.1	54.1
24/08/2024	9:52	73.2		74.4	58.5
24/08/2024	9:57	71.2		73.2	52.6
24/08/2024	10:02	71.8		75.9	56.4
24/08/2024	10:07	71.0		74.3	54.6
24/08/2024	10:12	71.5	70.6	75.3	53.5
24/08/2024	10:17	70.1		73.8	55.0
24/08/2024	10:22	68.4		72.8	51.4
24/08/2024	10:27	69.6		73.1	51.1
24/08/2024	10:32	72.5		76.5	52.6
24/08/2024	10:37	69.7		74.2	52.0
24/08/2024	10:42	70.3	72.1	73.8	53.9
24/08/2024	10:47	76.8		77.2	52.4
24/08/2024	10:52	68.7		72.7	51.8
24/08/2024	10:57	66.8		71.5	52.9
24/08/2024	11:02	67.5		71.4	55.8
24/08/2024	11:07	71.5		73.9	55.5
24/08/2024	11:12	71.5	71.2	75.0	54.4
24/08/2024	11:17	73.9		75.8	54.9
24/08/2024	11:22	69.0		72.8	51.9
24/08/2024	11:27	71.2		73.7	54.2
24/08/2024	11:32	72.6		74.0	59.7
24/08/2024	11:37	70.6		72.5	61.6
24/08/2024	11:42	71.6	71.1	72.5	61.7
24/08/2024	11:47	70.7		74.2	61.9
24/08/2024	11:52	70.8		73.6	61.8
24/08/2024	11:57	69.3		73.7	61.7
24/08/2024	12:02	70.8		74.2	62.2
24/08/2024	12:07	71.9		74.2	61.7
24/08/2024	12:12	69.0	69.7	72.6	53.5
24/08/2024	12:17	68.4		72.4	53.1
24/08/2024	12:22	67.5		71.9	52.0
24/08/2024	12:27	68.9		72.9	52.0
24/08/2024	12:32	71.5		72.8	51.8
24/08/2024	12:37	68.8		71.9	50.7
24/08/2024	12:42	68.6	70.3	72.2	52.2
24/08/2024	12:47	72.3		74.5	53.2
24/08/2024	12:52	68.8		71.4	51.8
24/08/2024	12:57	70.1		72.9	52.7
24/08/2024	13:02	71.8		74.3	54.1
24/08/2024	13:07	69.8		73.4	52.5
24/08/2024	13:12	72.1	70.5	73.4	52.2
24/08/2024	13:17	69.8		72.0	52.3
24/08/2024	13:22	70.1		73.1	51.8
24/08/2024	13:27	68.3		69.3	53.9
24/08/2024	13:32	72.1		74.9	53.4
24/08/2024	13:37	70.5		72.6	50.5
24/08/2024	13:42	69.0	70.1	72.1	50.7
24/08/2024	13:47	72.4		74.3	52.7
24/08/2024	13:52	66.5		70.3	52.0
24/08/2024	13:57	66.6		69.4	49.5
24/08/2024	14:02	71.3		74.8	51.0
24/08/2024	14:07	69.3		73.2	51.4
24/08/2024	14:12	69.2	70.3	71.2	51.4
24/08/2024	14:17	71.1		74.2	52.9
24/08/2024	14:22	71.8		74.8	57.5
24/08/2024	14:27	68.0		72.3	50.1
24/08/2024	14:32	69.7		72.1	51.7
24/08/2024	14:37	69.2		72.0	53.1
24/08/2024	14:42	70.9	69.9	74.7	54.2
24/08/2024	14:47	70.4		71.3	51.2
24/08/2024	14:52	68.6		72.3	51.6
24/08/2024	14:57	70.0		72.6	51.4
24/08/2024	15:02	72.9		74.2	49.9
24/08/2024	15:07	69.0		72.6	51.7
24/08/2024	15:12	69.8	70.0	71.7	49.7
24/08/2024	15:17	66.4		71.0	48.1
24/08/2024	15:22	71.3		73.8	48.7
24/08/2024	15:27	67.6		70.9	49.0
24/08/2024	15:32	64.2		68.0	47.1
24/08/2024	15:37	71.5		73.3	49.2
24/08/2024	15:42	72.2	69.3	73.4	49.5
24/08/2024	15:47	69.2		72.5	49.7
24/08/2024	15:52	66.9		70.3	49.0
24/08/2024	15:57	66.8		70.4	49.5
24/08/2024	16:02	69.0		72.4	51.3
24/08/2024	16:07	70.2		71.7	48.6
24/08/2024	16:12	68.4	68.4	72.3	50.8
24/08/2024	16:17	68.8		72.3	47.5
24/08/2024	16:22	66.9		70.6	49.8
24/08/2024	16:27	65.1		67.7	49.0
24/08/2024	16:32	64.2		68.5	49.5
24/08/2024	16:37	64.7		68.4	47.8
24/08/2024	16:42	66.5	67.4	69.7	48.7
24/08/2024	16:47	69.6		71.4	49.6
24/08/2024	16:52	70.3		71.6	47.9
24/08/2024	16:57	65.4		68.5	47.4
24/08/2024	17:02	65.5		67.3	50.4
24/08/2024	17:07	68.4		71.3	48.8
24/08/2024	17:12	72.0	70.0	73.9	47.9
24/08/2024	17:17	72.0		72.4	49.7
24/08/2024	17:22	62.9		66.9	48.4
24/08/2024	17:27	72.1		73.1	48.1
24/08/2024	17:32	67.2		70.1	48.9
24/08/2024	17:37	66.0		68.3	47.9
24/08/2024	17:42	69.3	67.8	72.2	49.1
24/08/2024	17:47	68.6		68.9	48.5
24/08/2024	17:52	66.9		70.1	47.5
24/08/2024	17:57	67.9		71.4	48.2
24/08/2024	18:02	66.5		69.9	47.3
24/08/2024	18:07	68.2		69.0	46.5
24/08/2024	18:12	67.1	66.9	69.6	46.9
24/08/2024	18:17	66.0		68.4	47.1
24/08/2024	18:22	66.9		69.3	47.7
24/08/2024	18:27	66.0		69.1	46.8
24/08/2024	18:32	66.6		69.7	47.2
24/08/2024	18:37	63.7		67.1	46.7
24/08/2024	18:42	65.5	65.9	68.1	46.8
24/08/2024	18:47	68.8		69.1	46.3
24/08/2024	18:52	66.1		66.2	47.6
24/08/2024	18:57	61.5		66.0	47.1
		Mean	70.0		
		Maximum	72.1		
		Minimum	65.9		

Station: CM21

Date	Start Time	Leq (5mins)	Leq (30mins)	L10 (5mins)	L90 (5mins)
25/08/2024	7:02	69.6		70.6	48.1
25/08/2024	7:07	64.7		67.8	46.1
25/08/2024	7:12	64.7	67.8	68.9	47.0
25/08/2024	7:17	67.6		70.4	46.4
25/08/2024	7:22	68.7		70.0	45.4
25/08/2024	7:27	69.1		71.1	47.4
25/08/2024	7:32	61.2		62.9	44.5
25/08/2024	7:37	64.6		67.5	45.0
25/08/2024	7:42	66.7	65.0	69.6	44.7
25/08/2024	7:47	66.9		71.4	46.0
25/08/2024	7:52	63.6		67.5	44.9
25/08/2024	7:57	64.8		69.2	45.8
25/08/2024	8:02	65.1		68.9	45.8
25/08/2024	8:07	65.4		66.3	48.0
25/08/2024	8:12	67.8	67.9	68.9	46.9
25/08/2024	8:17	69.3		70.2	47.4
25/08/2024	8:22	71.3		72.8	48.7
25/08/2024	8:27	63.5		67.1	50.7
25/08/2024	8:32	69.1		70.4	51.0
25/08/2024	8:37	64.2		67.1	51.0
25/08/2024	8:42	67.2	67.8	68.6	50.8
25/08/2024	8:47	69.5		70.9	50.7
25/08/2024	8:52	67.7		69.3	50.9
25/08/2024	8:57	67.3		69.2	51.0
25/08/2024	9:02	64.3		67.5	50.8
25/08/2024	9:07	66.7		68.6	50.9
25/08/2024	9:12	70.4	67.4	71.2	45.5
25/08/2024	9:17	68.6		70.2	45.3
25/08/2024	9:22	65.8		68.7	44.7
25/08/2024	9:27	65.9		66.7	59.3
25/08/2024	9:32	64.4		66.2	59.2
25/08/2024	9:37	67.4		68.2	59.4
25/08/2024	9:42	66.9	66.2	68.6	59.5
25/08/2024	9:47	64.0		64.6	59.4
25/08/2024	9:52	68.2		70.3	59.5
25/08/2024	9:57	64.5		66.4	48.3
25/08/2024	10:02	64.3		67.7	44.5
25/08/2024	10:07	67.4		68.4	44.1
25/08/2024	10:12	62.4	66.9	64.3	45.2
25/08/2024	10:17	63.1		65.6	44.7
25/08/2024	10:22	71.9		72.7	48.1
25/08/2024	10:27	63.5		64.0	45.5
25/08/2024	10:32	62.7		65.4	43.9
25/08/2024	10:37	65.8		68.9	45.7
25/08/2024	10:42	63.8	66.5	67.3	44.4
25/08/2024	10:47	69.4		70.4	46.5
25/08/2024	10:52	65.9		68.7	45.2
25/08/2024	10:57	67.8		69.3	44.6
25/08/2024	11:02	63.8		66.3	48.7
25/08/2024	11:07	62.9		65.8	47.3
25/08/2024	11:12	67.5	64.1	69.8	45.3
25/08/2024	11:17	64.2		66.6	43.2
25/08/2024	11:22	58.8		59.4	43.5
25/08/2024	11:27	63.1		64.3	44.8
25/08/2024	11:32	71.1		72.2	52.6
25/08/2024	11:37	69.9		70.0	52.9
25/08/2024	11:42	63.0	67.6	64.2	56.6
25/08/2024	11:47	63.0		66.2	54.3
25/08/2024	11:52	62.6		64.3	54.8
25/08/2024	11:57	68.1		69.3	54.9
25/08/2024	12:02	63.7		63.8	54.8
25/08/2024	12:07	67.6		68.3	55.0
25/08/2024	12:12	63.5	65.3	64.8	54.8
25/08/2024	12:17	68.3		69.4	50.0
25/08/2024	12:22	63.7		64.4	46.1
25/08/2024	12:27	60.5		62.9	45.4
25/08/2024	12:32	69.6		72.2	46.5
25/08/2024	12:37	68.1		68.3	47.6
25/08/2024	12:42	64.1	66.9	67.0	45.4
25/08/2024	12:47	68.1		69.5	44.2
25/08/2024	12:52	61.7		65.2	44.4
25/08/2024	12:57	65.1		66.7	45.9
25/08/2024	13:02	65.3		68.0	46.7
25/08/2024	13:07	61.7		62.1	45.2
25/08/2024	13:12	63.3	64.0	64.2	45.1
25/08/2024	13:17	64.9		66.5	45.4
25/08/2024	13:22	61.7		64.3	46.1
25/08/2024	13:27	65.4		66.4	44.2
25/08/2024	13:32	60.8		64.5	46.1
25/08/2024	13:37	65.3		68.4	45.2
25/08/2024	13:42	67.6	65.3	68.9	44.5
25/08/2024	13:47	66.0		68.9	44.7
25/08/2024	13:52	65.9		66.3	44.5
25/08/2024	13:57	63.1		65.9	44.3
25/08/2024	14:02	67.7		68.4	44.1
25/08/2024	14:07	64.9		66.8	44.7
25/08/2024	14:12	67.9	66.7	68.4	46.2
25/08/2024	14:17	65.9		67.8	51.0
25/08/2024	14:22	67.5		68.1	45.7
25/08/2024	14:27	65.5		66.1	44.6
25/08/2024	14:32	67.9		68.1	44.7
25/08/2024	14:37	66.8		68.3	48.7
25/08/2024	14:42	66.8	65.8	69.6	48.7
25/08/2024	14:47	64.0		67.6	45.4
25/08/2024	14:52	63.6		67.5	44.4
25/08/2024	14:57	63.7		67.8	44.9
25/08/2024	15:02	69.2		71.7	46.9
25/08/2024	15:07	65.0		67.4	45.0
25/08/2024	15:12	67.4	66.1	70.4	44.5
25/08/2024	15:17	63.6		65.4	43.5
25/08/2024	15:22	65.2		68.6	45.3
25/08/2024	15:27	63.2		67.1	44.6
25/08/2024	15:32	59.9		62.4	44.9
25/08/2024	15:37	68.1		71.2	47.9
25/08/2024	15:42	65.9	67.0	68.9	47.6
25/08/2024	15:47	66.6		69.1	46.1
25/08/2024	15:52	69.8		71.3	45.1
25/08/2024	15:57	66.8		68.6	46.8
25/08/2024	16:02	66.2		70.8	45.7
25/08/2024	16:07	64.0		68.0	44.3
25/08/2024	16:12	68.8	66.4	70.3	47.3
25/08/2024	16:17	66.4		68.0	45.5
25/08/2024	16:22	66.7		67.8	44.6
25/08/2024	16:27	64.6		68.7	48.1
25/08/2024	16:32	65.7		69.4	47.1
25/08/2024	16:37	64.5		67.3	46.5
25/08/2024	16:42	62.6	65.0	65.8	46.6
25/08/2024	16:47	66.6		70.4	48.9
25/08/2024	16:52	65.3		69.4	48.3
25/08/2024	16:57	63.9		67.1	49.7
25/08/2024	17:02	65.1		69.0	49.5
25/08/2024	17:07	65.2		69.4	48.0
25/08/2024	17:12	63.8	67.5	67.5	49.1
25/08/2024	17:17	71.0		72.1	51.3
25/08/2024	17:22	64.2		66.4	48.8
25/08/2024	17:27	69.8		71.2	47.7
25/08/2024	17:32	69.8		70.3	48.9
25/08/2024	17:37	63.1		66.4	50.1
25/08/2024	17:42	65.3	67.0	68.0	48.2
25/08/2024	17:47	69.3		70.1	49.2
25/08/2024	17:52	63.1		66.7	48.5
25/08/2024	17:57	66.7		67.9	48.7
25/08/2024	18:02	63.8		68.1	48.4
25/08/2024	18:07	61.9		65.4	48.0
25/08/2024	18:12	64.5	63.2	67.6	47.5
25/08/2024	18:17	62.7		65.2	47.4
25/08/2024	18:22	62.4		67.2	47.5
25/08/2024	18:27	63.1		67.6	47.5
25/08/2024	18:32	61.3		65.1	47.9
25/08/2024	18:37	67.2		69.4	48.0
25/08/2024	18:42	61.1	67.7	64.7	47.4
25/08/2024	18:47	70.7		70.9	48.2
25/08/2024	18:52	71.2		73.7	47.4
25/08/2024	18:57	64.3		67.3	47.7
		Mean	66.3		
		Maximum	67.9		
		Minimum	63.2		

Date	Start Time	Leq (5mins)	Leq (30mins)	L10 (5mins)	L90 (5mins)
26/08/2024	7:02	69.4		72.7	49.7
26/08/2024	7:07	70.7		73.7	52.7
26/08/2024	7:12	76.0	72.3	78.9	53.8
26/08/2024	7:17	71.0		73.0	52.1
26/08/2024	7:22	69.3		73.8	53.3
26/08/2024	7:27	73.3		74.9	57.0
26/08/2024	7:32	72.1		73.7	56.6
26/08/2024	7:37	74.4		74.8	52.7
26/08/2024	7:42	71.1	71.5	73.8	57.0
26/08/2024	7:47	68.3		71.5	58.0
26/08/2024	7:52	69.6		73.0	54.7
26/08/2024	7:57	70.9		73.8	53.9
26/08/2024	8:02	72.5		73.6	54.3
26/08/2024	8:07	72.4		73.3	53.8
26/08/2024	8:12	68.0	71.7	72.0	52.8
26/08/2024	8:17	71.4		74.4	54.0
26/08/2024	8:22	73.2		76.4	55.7
26/08/2024	8:27	70.8		75.4	55.3
26/08/2024	8:32	71.2		74.1	56.3
26/08/2024	8:37	71.0		73.2	56.8
26/08/2024	8:42	72.7	71.0	73.0	53.5
26/08/2024	8:47	71.1		73.7	57.1
26/08/2024	8:52	71.1		73.3	58.0
26/08/2024	8:57	67.2		70.5	57.6
26/08/2024	9:02	70.0		74.6	57.9
26/08/2024	9:07	73.0		77.7	54.1
26/08/2024	9:12	69.4	71.7	73.1	59.7
26/08/2024	9:17	72.7		75.2	58.3
26/08/2024	9:22	70.6		74.8	57.3
26/08/2024	9:27	73.2		75.4	57.1
26/08/2024	9:32	71.4		74.5	57.1
26/08/2024	9:37	71.2		72.0	54.5
26/08/2024	9:42	71.2	71.8	73.0	53.1
26/08/2024	9:47	72.5		73.6	54.9
26/08/2024	9:52	70.8		75.2	55.7
26/08/2024	9:57	73.3		77.1	53.2
26/08/2024	10:02	73.8		74.3	52.3
26/08/2024	10:07	70.5		74.8	54.3
26/08/2024	10:12	71.2	71.8	75.4	53.7
26/08/2024	10:17	71.7		75.6	54.4
26/08/2024	10:22	69.6		73.6	53.4
26/08/2024	10:27	72.8		75.9	55.2
26/08/2024	10:32	71.7		76.0	53.2
26/08/2024	10:37	72.5		77.2	55.0
26/08/2024	10:42	72.4	74.1	75.2	54.0
26/08/2024	10:47	74.5		75.2	53.5
26/08/2024	10:52	71.1		74.3	54.3
26/08/2024	10:57	77.9		79.9	55.5
26/08/2024	11:02	72.4		76.1	58.8
26/08/2024	11:07	69.0		72.6	59.1
26/08/2024	11:12	72.0	71.2	75.0	55.9
26/08/2024	11:17	70.8		74.0	60.1
26/08/2024	11:22	70.5		74.7	54.7
26/08/2024	11:27	71.9		76.2	55.7
26/08/2024	11:32	70.6		75.0	54.4
26/08/2024	11:37	70.4		72.9	60.0
26/08/2024	11:42	71.9	70.5	74.6	61.5
26/08/2024	11:47	70.0		73.5	52.9
26/08/2024	11:52	68.1		71.6	52.5
26/08/2024	11:57	71.1		74.6	54.2
26/08/2024	12:02	67.3		71.8	53.1
26/08/2024	12:07	71.5		75.1	55.9
26/08/2024	12:12	70.2	70.9	72.4	53.9
26/08/2024	12:17	72.3		74.7	60.2
26/08/2024	12:22	68.0		72.7	59.3
26/08/2024	12:27	73.2		75.2	51.7
26/08/2024	12:32	72.7		73.5	52.3
26/08/2024	12:37	67.0		71.5	52.2
26/08/2024	12:42	69.3	70.7	71.8	51.3
26/08/2024	12:47	70.7		73.3	52.4
26/08/2024	12:52	70.9		73.6	58.9
26/08/2024	12:57	71.6		74.8	59.5
26/08/2024	13:02	69.8		74.4	54.6
26/08/2024	13:07	70.1		73.5	54.4
26/08/2024	13:12	73.4	71.4	75.8	57.2
26/08/2024	13:17	69.7		71.0	51.8
26/08/2024	13:22	72.4		75.2	53.7
26/08/2024	13:27	71.5		74.5	55.3
26/08/2024	13:32	70.7		73.5	54.1
26/08/2024	13:37	70.5		74.3	52.1
26/08/2024	13:42	69.7	70.3	73.2	52.3
26/08/2024	13:47	70.0		73.2	53.3
26/08/2024	13:52	70.4		74.1	51.6
26/08/2024	13:57	70.6		73.9	52.5
26/08/2024	14:02	73.1		75.7	50.0
26/08/2024	14:07	72.0		74.5	52.3
26/08/2024	14:12	71.1	71.6	74.4	50.7
26/08/2024	14:17	72.2		74.2	51.5
26/08/2024	14:22	69.5		73.9	56.5
26/08/2024	14:27	70.6		73.8	55.5
26/08/2024	14:32	73.2		76.8	54.3
26/08/2024	14:37	69.2		73.2	52.3
26/08/2024	14:42	71.3	71.7	74.0	52.4
26/08/2024	14:47	74.0		75.9	54.0
26/08/2024	14:52	71.7		75.2	58.4
26/08/2024	14:57	68.1		71.5	58.9
26/08/2024	15:02	69.3		72.0	62.3
26/08/2024	15:07	67.4		69.7	58.9
26/08/2024	15:12	69.2	68.7	72.3	62.0
26/08/2024	15:17	69.9		73.9	62.1
26/08/2024	15:22	67.8		70.5	60.3
26/08/2024	15:27	68.3		72.0	61.2
26/08/2024	15:32	67.6		70.7	60.1
26/08/2024	15:37	67.1		70.1	60.1
26/08/2024	15:42	68.7	69.1	72.7	60.3
26/08/2024	15:47	68.4		71.7	58.1
26/08/2024	15:52	69.3		72.5	53.1
26/08/2024	15:57	71.8		75.3	55.5
26/08/2024	16:02	71.7		75.2	50.3
26/08/2024	16:07	69.2		72.2	48.8
26/08/2024	16:12	73.9	70.7	75.4	52.9
26/08/2024	16:17	68.4		72.0	51.2
26/08/2024	16:22	68.6		72.2	51.5
26/08/2024	16:27	69.1		71.1	49.0
26/08/2024	16:32	69.7		73.3	51.1
26/08/2024	16:37	69.5		72.5	49.1
26/08/2024	16:42	72.9	69.6	74.9	53.2
26/08/2024	16:47	68.3		72.9	51.4
26/08/2024	16:52	66.2		70.4	51.6
26/08/2024	16:57	67.4		71.2	57.0
26/08/2024	17:02	66.0		68.9	52.6
26/08/2024	17:07	70.2		73.0	50.2
26/08/2024	17:12	70.2	69.4	71.0	49.7
26/08/2024	17:17	70.7		72.3	50.3
26/08/2024	17:22	67.4		70.1	48.5
26/08/2024	17:27	70.0		72.5	47.7
26/08/2024	17:32	68.9		73.6	50.6
26/08/2024	17:37	67.6		70.4	48.9
26/08/2024	17:42	64.8	66.3	68.5	49.3
26/08/2024	17:47	66.4		68.0	49.2
26/08/2024	17:52	63.5		67.4	47.7
26/08/2024	17:57	63.7		66.4	48.5
26/08/2024	18:02	63.4		66.6	48.6
26/08/2024	18:07	61.9		66.4	48.1
26/08/2024	18:12	66.0	64.1	69.1	49.8
26/08/2024	18:17	62.4		65.8	49.1
26/08/2024	18:22	65.2		66.0	48.8
26/08/2024	18:27	64.3		67.8	49.0
26/08/2024	18:32	65.0		68.6	49.2
26/08/2024	18:37	60.5		64.7	48.7
26/08/2024	18:42	67.5	64.0	69.3	48.4
26/08/2024	18:47	65.1		68.7	49.0
26/08/2024	18:52	58.5		62.1	47.9
26/08/2024	18:57	60.8		64.0	48.7
		Mean	70.3		
		Maximum	74.1		
		Minimum	64.0		

Station: CM21

Date	Start Time	Leq (5mins)	Leq (30mins)	L10 (5mins)	L90 (5mins)
27/08/2024	7:02	70.2		73.3	51.4
27/08/2024	7:07	72.0		75.3	53.6
27/08/2024	7:12	73.4	71.7	74.3	53.3
27/08/2024	7:17	73.6		74.5	54.7
27/08/2024	7:22	70.5		73.2	51.8
27/08/2024	7:27	68.1		71.7	54.4
27/08/2024	7:32	67.0		69.8	52.0
27/08/2024	7:37	66.1		70.1	52.3
27/08/2024	7:42	70.3	69.9	73.6	56.2
27/08/2024	7:47	70.7		74.2	56.3
27/08/2024	7:52	72.6		73.1	54.7
27/08/2024	7:57	69.2		73.0	55.7
27/08/2024	8:02	72.9		74.3	55.0
27/08/2024	8:07	71.8		74.3	60.2
27/08/2024	8:12	73.5	72.4	73.6	55.8
27/08/2024	8:17	71.2		74.5	59.7
27/08/2024	8:22	72.9		74.5	60.7
27/08/2024	8:27	71.3		74.2	58.4
27/08/2024	8:32	72.9		74.4	54.5
27/08/2024	8:37	73.5		74.2	57.0
27/08/2024	8:42	71.8	71.7	74.0	56.9
27/08/2024	8:47	68.3		71.9	54.7
27/08/2024	8:52	71.9		72.6	54.4
27/08/2024	8:57	70.1		73.9	55.1
27/08/2024	9:02	71.4		72.7	55.1
27/08/2024	9:07	70.0		72.6	55.7
27/08/2024	9:12	71.7	71.0	75.0	55.0
27/08/2024	9:17	71.3		76.1	53.3
27/08/2024	9:22	70.4		73.3	54.0
27/08/2024	9:27	71.0		73.1	55.2
27/08/2024	9:32	72.1		72.8	53.6
27/08/2024	9:37	69.9		72.8	55.0
27/08/2024	9:42	69.9	71.1	71.5	61.7
27/08/2024	9:47	71.6		74.9	61.2
27/08/2024	9:52	71.7		73.1	54.4
27/08/2024	9:57	71.1		74.7	56.2
27/08/2024	10:02	70.5		73.8	55.0
27/08/2024	10:07	72.9		74.4	53.1
27/08/2024	10:12	71.4	71.7	75.1	58.1
27/08/2024	10:17	72.7		76.3	54.8
27/08/2024	10:22	71.7		75.3	57.9
27/08/2024	10:27	70.7		74.7	55.4
27/08/2024	10:32	74.3		75.9	56.0
27/08/2024	10:37	68.7		73.9	53.7
27/08/2024	10:42	69.9	71.5	72.7	53.6
27/08/2024	10:47	72.7		73.8	55.3
27/08/2024	10:52	69.7		73.7	54.6
27/08/2024	10:57	70.8		73.9	54.1
27/08/2024	11:02	69.9		72.6	55.2
27/08/2024	11:07	73.7		74.4	55.7
27/08/2024	11:12	68.6	71.2	71.1	52.8
27/08/2024	11:17	70.6		73.9	52.9
27/08/2024	11:22	71.8		75.6	54.4
27/08/2024	11:27	71.0		74.2	57.1
27/08/2024	11:32	70.2		73.1	52.4
27/08/2024	11:37	71.4		75.0	56.0
27/08/2024	11:42	69.1	69.3	73.3	58.5
27/08/2024	11:47	67.8		71.4	59.6
27/08/2024	11:52	67.2		71.5	53.1
27/08/2024	11:57	68.6		72.9	52.0
27/08/2024	12:02	71.6		74.9	51.8
27/08/2024	12:07	69.7		71.8	52.8
27/08/2024	12:12	69.8	70.6	72.7	52.7
27/08/2024	12:17	69.4		73.2	52.0
27/08/2024	12:22	71.6		74.9	54.9
27/08/2024	12:27	71.1		71.6	51.9
27/08/2024	12:32	71.6		72.4	52.9
27/08/2024	12:37	70.8		75.0	53.8
27/08/2024	12:42	70.8	71.9	73.5	54.3
27/08/2024	12:47	68.8		71.5	57.8
27/08/2024	12:52	73.4		74.9	55.2
27/08/2024	12:57	74.1		76.0	57.2
27/08/2024	13:02	70.2		73.8	54.5
27/08/2024	13:07	71.9		73.9	58.4
27/08/2024	13:12	72.2	71.4	74.1	53.3
27/08/2024	13:17	73.2		76.0	55.8
27/08/2024	13:22	68.9		73.3	54.9
27/08/2024	13:27	70.9		73.6	50.8
27/08/2024	13:32	71.5		74.0	53.9
27/08/2024	13:37	73.7		75.8	51.7
27/08/2024	13:42	69.0	71.8	73.4	52.1
27/08/2024	13:47	71.7		74.0	55.6
27/08/2024	13:52	71.5		74.3	53.4
27/08/2024	13:57	72.0		75.6	49.6
27/08/2024	14:02	70.0		73.9	51.9
27/08/2024	14:07	69.3		72.9	51.9
27/08/2024	14:12	70.7	70.6	73.4	51.5
27/08/2024	14:17	72.6		74.7	52.2
27/08/2024	14:22	70.5		74.2	49.5
27/08/2024	14:27	69.6		73.5	49.8
27/08/2024	14:32	70.9		73.5	54.6
27/08/2024	14:37	71.9		74.3	65.3
27/08/2024	14:42	72.1	71.2	75.3	56.9
27/08/2024	14:47	70.0		73.1	57.5
27/08/2024	14:52	72.2		76.2	50.8
27/08/2024	14:57	69.5		74.0	51.3
27/08/2024	15:02	68.7		72.1	56.1
27/08/2024	15:07	71.0		74.5	54.4
27/08/2024	15:12	73.0	72.7	76.9	52.8
27/08/2024	15:17	70.8		74.0	53.1
27/08/2024	15:22	68.3		72.7	52.0
27/08/2024	15:27	77.3		78.8	56.0
27/08/2024	15:32	73.2		74.3	51.0
27/08/2024	15:37	71.1		74.8	53.5
27/08/2024	15:42	72.5	71.4	73.7	50.3
27/08/2024	15:47	69.9		74.5	51.8
27/08/2024	15:52	70.7		74.5	51.2
27/08/2024	15:57	69.8		73.4	55.5
27/08/2024	16:02	68.9		73.2	52.5
27/08/2024	16:07	70.1		72.8	54.6
27/08/2024	16:12	69.1	69.2	73.5	53.6
27/08/2024	16:17	69.2		71.9	51.9
27/08/2024	16:22	69.1		72.4	52.9
27/08/2024	16:27	68.5		73.4	50.8
27/08/2024	16:32	68.4		71.8	51.2
27/08/2024	16:37	68.3		68.8	53.0
27/08/2024	16:42	67.5	68.4	69.5	52.3
27/08/2024	16:47	66.5		68.7	52.3
27/08/2024	16:52	69.9		72.7	52.3
27/08/2024	16:57	68.8		72.2	54.1
27/08/2024	17:02	66.1		69.6	54.6
27/08/2024	17:07	70.9		73.2	52.3
27/08/2024	17:12	68.9	68.5	71.9	50.5
27/08/2024	17:17	67.6		70.8	48.2
27/08/2024	17:22	67.5		69.1	49.3
27/08/2024	17:27	68.6		71.6	50.4
27/08/2024	17:32	64.4		68.5	49.0
27/08/2024	17:37	68.0		70.8	50.3
27/08/2024	17:42	64.5	66.7	69.3	48.9
27/08/2024	17:47	65.6		69.3	47.8
27/08/2024	17:52	67.3		69.4	49.9
27/08/2024	17:57	68.6		71.7	49.4
27/08/2024	18:02	65.1		66.8	49.4
27/08/2024	18:07	69.0		73.1	49.1
27/08/2024	18:12	66.1	67.1	68.8	48.5
27/08/2024	18:17	65.5		70.4	52.1
27/08/2024	18:22	67.3		69.4	48.2
27/08/2024	18:27	68.1		69.1	49.2
27/08/2024	18:32	65.8		67.1	47.7
27/08/2024	18:37	67.2		68.2	48.4
27/08/2024	18:42	68.3	66.4	72.2	48.3
27/08/2024	18:47	64.5		67.4	47.9
27/08/2024	18:52	66.8		67.9	48.1
27/08/2024	18:57	64.4		67.6	48.7
		Mean	70.4		
		Maximum	72.7		
		Minimum	66.4		

Date	Start Time	Leq (5mins)	Leq (30mins)	L10 (5mins)	L90 (5mins)
28/08/2024	7:02	68.9		72.4	56.7
28/08/2024	7:07	70.6		72.7	52.4
28/08/2024	7:12	69.1	69.5	73.1	51.9
28/08/2024	7:17	70.5		73.1	56.1
28/08/2024	7:22	69.0		72.7	56.6
28/08/2024	7:27	68.3		71.4	53.3
28/08/2024	7:32	70.9		72.3	57.8
28/08/2024	7:37	70.4		71.8	63.6
28/08/2024	7:42	69.8	70.1	72.0	64.8
28/08/2024	7:47	70.5		73.6	65.3
28/08/2024	7:52	70.5		70.9	62.5
28/08/2024	7:57	68.3		71.3	58.4
28/08/2024	8:02	68.3		70.5	52.9
28/08/2024	8:07	68.4		71.5	56.9
28/08/2024	8:12	66.3	67.6	69.9	52.6
28/08/2024	8:17	67.3		70.3	55.2
28/08/2024	8:22	66.6		70.8	52.0
28/08/2024	8:27	68.1		72.1	53.6
28/08/2024	8:32	67.9		72.7	54.7
28/08/2024	8:37	70.2		73.7	53.3
28/08/2024	8:42	71.7	69.8	73.0	56.7
28/08/2024	8:47	69.1		72.7	53.6
28/08/2024	8:52	68.0		72.3	55.8
28/08/2024	8:57	70.7		74.5	59.1
28/08/2024	9:02	69.2		73.3	56.8
28/08/2024	9:07	68.7		72.4	53.9
28/08/2024	9:12	70.4	70.2	71.9	55.6
28/08/2024	9:17	71.6		71.9	53.5
28/08/2024	9:22	71.9		75.0	57.1
28/08/2024	9:27	67.8		71.7	53.0
28/08/2024	9:32	69.8		73.2	55.6
28/08/2024	9:37	69.7		73.4	53.8
28/08/2024	9:42	67.7	70.6	71.4	54.6
28/08/2024	9:47	68.0		72.0	57.9
28/08/2024	9:52	71.2		74.3	56.8
28/08/2024	9:57	73.9		74.9	55.0
28/08/2024	10:02	71.2		73.6	58.6
28/08/2024	10:07	67.6		71.5	56.1
28/08/2024	10:12	70.4	70.1	74.2	54.6
28/08/2024	10:17	71.0		74.4	53.2
28/08/2024	10:22	70.9		72.6	58.0
28/08/2024	10:27	67.9		72.2	54.9
28/08/2024	10:32	69.8		72.9	54.5
28/08/2024	10:37	70.8		73.1	55.2
28/08/2024	10:42	70.9	70.7	74.5	57.4
28/08/2024	10:47	70.3		73.4	54.3
28/08/2024	10:52	70.8		73.1	54.8
28/08/2024	10:57	71.5		74.0	61.0
28/08/2024	11:02	69.5		72.9	57.1
28/08/2024	11:07	68.3		71.6	57.0
28/08/2024	11:12	71.9	70.1	73.8	52.5
28/08/2024	11:17	71.5		71.6	51.7
28/08/2024	11:22	69.0		72.3	57.6
28/08/2024	11:27	68.8		73.2	54.7
28/08/2024	11:32	66.5		69.7	51.9
28/08/2024	11:37	67.8		72.3	53.6
28/08/2024	11:42	69.3	70.6	73.0	56.0
28/08/2024	11:47	73.4		76.0	52.9
28/08/2024	11:52	71.2		73.0	50.4
28/08/2024	11:57	71.8		73.2	53.1
28/08/2024	12:02	73.2		74.6	52.3
28/08/2024	12:07	70.7		72.7	56.9
28/08/2024	12:12	67.7	71.2	71.7	55.9
28/08/2024	12:17	72.0		74.2	54.8
28/08/2024	12:22	69.3		72.8	52.0
28/08/2024	12:27	71.9		74.3	52.3
28/08/2024	12:32	69.9		72.5	50.8
28/08/2024	12:37	67.0		71.3	52.6
28/08/2024	12:42	70.3	68.9	72.4	52.8
28/08/2024	12:47	69.5		73.4	52.5
28/08/2024	12:52	68.2		70.6	54.0
28/08/2024	12:57	67.4		71.7	57.0
28/08/2024	13:02	72.2		74.2	59.9
28/08/2024	13:07	71.5		72.8	55.3
28/08/2024	13:12	73.1	71.3	74.2	57.3
28/08/2024	13:17	70.0		72.2	61.2
28/08/2024	13:22	68.1		71.2	58.5
28/08/2024	13:27	71.2		71.8	55.6
28/08/2024	13:32	70.7		73.8	53.8
28/08/2024	13:37	70.5		72.6	58.1
28/08/2024	13:42	71.4	71.3	72.3	56.6
28/08/2024	13:47	71.1		73.7	57.1
28/08/2024	13:52	71.1		74.4	61.0
28/08/2024	13:57	72.6		73.2	56.8
28/08/2024	14:02	68.7		71.8	56.8
28/08/2024	14:07	70.2		72.7	56.2
28/08/2024	14:12	69.9	70.3	72.9	58.0
28/08/2024	14:17	71.3		74.8	55.9
28/08/2024	14:22	70.1		71.9	53.6
28/08/2024	14:27	71.2		73.2	54.8
28/08/2024	14:32	68.8		71.2	57.2
28/08/2024	14:37	70.8		73.7	56.1
28/08/2024	14:42	73.2	70.9	74.2	55.3
28/08/2024	14:47	72.0		74.9	56.1
28/08/2024	14:52	69.6		72.9	53.4
28/08/2024	14:57	69.1		72.5	55.1
28/08/2024	15:02	69.5		73.4	53.7
28/08/2024	15:07	70.9		74.5	55.4
28/08/2024	15:12	69.3	69.3	73.0	52.1
28/08/2024	15:17	67.4		69.7	52.1
28/08/2024	15:22	67.9		71.1	53.3
28/08/2024	15:27	69.8		73.6	56.0
28/08/2024	15:32	66.2		69.4	59.0
28/08/2024	15:37	67.1		70.0	61.7
28/08/2024	15:42	67.9	70.0	70.2	59.6
28/08/2024	15:47	64.8		68.1	57.9
28/08/2024	15:52	72.8		74.5	61.0
28/08/2024	15:57	73.4		75.2	69.3
28/08/2024	16:02	73.3		75.5	70.1
28/08/2024	16:07	71.8		74.4	66.5
28/08/2024	16:12	72.4	71.4	75.5	67.1
28/08/2024	16:17	71.0		74.0	65.1
28/08/2024	16:22	69.2		72.3	62.8
28/08/2024	16:27	69.3		71.0	57.9
28/08/2024	16:32	67.4		71.6	55.6
28/08/2024	16:37	66.1		70.3	52.9
28/08/2024	16:42	69.8	68.0	74.4	56.5
28/08/2024	16:47	67.5		71.5	55.4
28/08/2024	16:52	69.4		73.1	57.9
28/08/2024	16:57	66.4		70.5	54.1
28/08/2024	17:02	68.4		72.1	56.5
28/08/2024	17:07	66.6		69.9	59.7
28/08/2024	17:12	68.8	68.0	72.8	61.1
28/08/2024	17:17	68.0		71.3	57.5
28/08/2024	17:22	68.9		72.9	56.9
28/08/2024	17:27	67.1		71.7	52.8
28/08/2024	17:32	68.7		72.7	55.9
28/08/2024	17:37	67.5		71.2	52.7
28/08/2024	17:42	64.4	67.3	68.8	49.8
28/08/2024	17:47	66.9		70.8	51.8
28/08/2024	17:52	69.3		72.0	52.6
28/08/2024	17:57	64.4		68.3	50.5
28/08/2024	18:02	68.2		71.3	51.5
28/08/2024	18:07	70.8		71.1	49.0
28/08/2024	18:12	66.2	68.2	70.2	49.4
28/08/2024	18:17	63.7		68.8	48.9
28/08/2024	18:22	70.1		72.7	51.4
28/08/2024	18:27	66.2		70.9	49.0
28/08/2024	18:32	66.4		70.2	51.3
28/08/2024	18:37	68.0		69.0	49.3
28/08/2024	18:42	67.5	68.3	71.5	48.2
28/08/2024	18:47	69.1		71.5	50.5
28/08/2024	18:52	64.8		69.9	50.2
28/08/2024	18:57	71.2		72.5	50.3
		Mean	69.7		
		Maximum	71.4		
		Minimum	67.3		

Station: CM21

Date	Start Time	Leq (5mins)	Leq (30mins)	L10 (5mins)	L90 (5mins)
29/08/2024	7:02	67.4		71.2	53.5
29/08/2024	7:07	72.1		74.5	53.4
29/08/2024	7:12	69.7	70.0	72.9	52.8
29/08/2024	7:17	70.1		73.0	54.3
29/08/2024	7:22	69.9		72.8	54.6
29/08/2024	7:27	69.5		73.2	56.1
29/08/2024	7:32	68.5		72.8	54.0
29/08/2024	7:37	68.8		72.9	55.4
29/08/2024	7:42	71.2	69.5	72.3	55.0
29/08/2024	7:47	70.6		71.5	54.5
29/08/2024	7:52	68.8		72.5	53.9
29/08/2024	7:57	68.2		72.3	55.6
29/08/2024	8:02	68.7		72.3	55.4
29/08/2024	8:07	73.5		74.7	58.0
29/08/2024	8:12	68.6	70.4	71.7	53.7
29/08/2024	8:17	70.9		72.6	56.3
29/08/2024	8:22	69.9		73.0	55.3
29/08/2024	8:27	68.0		71.5	59.8
29/08/2024	8:32	68.9		72.7	57.5
29/08/2024	8:37	67.7		71.4	56.1
29/08/2024	8:42	72.1	71.1	73.7	54.2
29/08/2024	8:47	71.2		74.0	56.2
29/08/2024	8:52	73.7		75.1	61.0
29/08/2024	8:57	70.3		72.3	62.3
29/08/2024	9:02	71.1		73.4	62.3
29/08/2024	9:07	72.4		75.0	61.5
29/08/2024	9:12	69.0	71.5	72.3	60.0
29/08/2024	9:17	70.1		73.6	62.0
29/08/2024	9:22	73.7		73.9	60.7
29/08/2024	9:27	71.3		73.3	59.1
29/08/2024	9:32	73.5		75.8	61.6
29/08/2024	9:37	69.1		72.8	57.7
29/08/2024	9:42	71.6	71.7	73.8	60.2
29/08/2024	9:47	73.0		74.6	58.6
29/08/2024	9:52	70.4		73.9	60.6
29/08/2024	9:57	70.9		74.7	61.4
29/08/2024	10:02	72.8		76.9	60.1
29/08/2024	10:07	70.1		73.2	60.4
29/08/2024	10:12	73.0	72.0	74.8	52.7
29/08/2024	10:17	71.6		75.1	60.4
29/08/2024	10:22	72.4		75.3	60.7
29/08/2024	10:27	71.7		73.9	60.3
29/08/2024	10:32	70.7		74.9	62.9
29/08/2024	10:37	68.5		71.8	61.2
29/08/2024	10:42	73.3	70.6	77.4	59.3
29/08/2024	10:47	68.3		71.5	61.7
29/08/2024	10:52	68.5		72.8	60.0
29/08/2024	10:57	71.7		74.4	64.5
29/08/2024	11:02	72.4		75.5	64.9
29/08/2024	11:07	69.3		72.8	54.6
29/08/2024	11:12	67.8	71.8	70.8	53.5
29/08/2024	11:17	71.8		73.8	52.0
29/08/2024	11:22	74.0		76.0	55.6
29/08/2024	11:27	72.7		75.6	62.5
29/08/2024	11:32	69.9		73.7	61.2
29/08/2024	11:37	68.5		71.9	56.6
29/08/2024	11:42	72.4	70.7	73.0	60.0
29/08/2024	11:47	70.5		74.9	56.8
29/08/2024	11:52	70.8		74.9	52.8
29/08/2024	11:57	71.2		73.8	60.5
29/08/2024	12:02	76.2		77.6	68.8
29/08/2024	12:07	73.0		75.7	69.2
29/08/2024	12:12	71.6	72.8	75.7	64.3
29/08/2024	12:17	71.8		74.5	62.1
29/08/2024	12:22	69.2		72.9	55.9
29/08/2024	12:27	71.4		74.7	56.0
29/08/2024	12:32	70.3		73.4	54.8
29/08/2024	12:37	72.1		73.9	55.0
29/08/2024	12:42	68.8	70.8	72.4	55.2
29/08/2024	12:47	68.6		72.6	53.0
29/08/2024	12:52	69.5		72.3	51.6
29/08/2024	12:57	73.4		74.9	56.3
29/08/2024	13:02	68.4		72.3	53.8
29/08/2024	13:07	73.5		74.7	57.3
29/08/2024	13:12	68.3	70.1	72.0	57.1
29/08/2024	13:17	69.1		72.7	51.8
29/08/2024	13:22	66.7		69.6	57.0
29/08/2024	13:27	70.9		75.0	53.5
29/08/2024	13:32	69.8		73.0	55.7
29/08/2024	13:37	69.8		72.6	56.4
29/08/2024	13:42	69.9	69.6	74.4	56.1
29/08/2024	13:47	67.1		71.1	53.6
29/08/2024	13:52	71.3		72.8	52.5
29/08/2024	13:57	68.4		72.7	53.9
29/08/2024	14:02	67.9		72.1	54.7
29/08/2024	14:07	70.7		73.1	60.4
29/08/2024	14:12	67.2	69.6	71.1	54.8
29/08/2024	14:17	71.6		75.3	56.4
29/08/2024	14:22	69.6		73.8	54.5
29/08/2024	14:27	69.3		73.7	52.9
29/08/2024	14:32	73.6		73.9	57.7
29/08/2024	14:37	68.2		72.9	56.8
29/08/2024	14:42	69.2	71.3	72.0	55.0
29/08/2024	14:47	72.5		75.7	57.9
29/08/2024	14:52	72.4		75.0	59.7
29/08/2024	14:57	69.3		73.4	53.7
29/08/2024	15:02	68.8		72.4	54.9
29/08/2024	15:07	66.9		70.9	54.5
29/08/2024	15:12	70.2	69.9	72.4	51.6
29/08/2024	15:17	70.7		72.7	52.4
29/08/2024	15:22	70.0		72.8	55.1
29/08/2024	15:27	71.5		74.9	58.3
29/08/2024	15:32	69.9		72.3	56.4
29/08/2024	15:37	68.0		71.8	56.7
29/08/2024	15:42	69.8	69.2	72.9	58.7
29/08/2024	15:47	68.8		73.0	55.6
29/08/2024	15:52	69.6		72.7	57.2
29/08/2024	15:57	68.6		72.8	55.4
29/08/2024	16:02	68.7		72.4	56.3
29/08/2024	16:07	70.5		74.2	56.1
29/08/2024	16:12	73.2	69.9	75.6	56.4
29/08/2024	16:17	67.5		70.3	53.3
29/08/2024	16:22	66.7		68.7	51.4
29/08/2024	16:27	69.2		73.1	51.2
29/08/2024	16:32	66.3		70.1	51.3
29/08/2024	16:37	72.7		75.1	56.8
29/08/2024	16:42	71.1	69.7	74.1	51.2
29/08/2024	16:47	66.3		71.3	52.5
29/08/2024	16:52	67.0		70.3	53.0
29/08/2024	16:57	70.3		73.0	50.2
29/08/2024	17:02	67.0		70.0	48.4
29/08/2024	17:07	66.2		69.5	49.4
29/08/2024	17:12	68.0	67.4	70.3	49.5
29/08/2024	17:17	69.0		72.6	49.4
29/08/2024	17:22	68.6		70.4	50.1
29/08/2024	17:27	63.6		67.4	47.1
29/08/2024	17:32	66.6		69.6	47.3
29/08/2024	17:37	68.8		72.3	50.5
29/08/2024	17:42	68.1	67.1	68.8	48.2
29/08/2024	17:47	65.0		68.8	46.9
29/08/2024	17:52	67.0		71.8	50.1
29/08/2024	17:57	66.2		67.9	48.9
29/08/2024	18:02	71.0		71.1	50.1
29/08/2024	18:07	66.0		69.0	52.2
29/08/2024	18:12	67.4	71.2	71.4	51.6
29/08/2024	18:17	66.9		69.7	50.8
29/08/2024	18:22	74.4		79.0	51.3
29/08/2024	18:27	73.8		75.6	70.0
29/08/2024	18:32	73.2		75.1	67.9
29/08/2024	18:37	72.4		75.4	66.8
29/08/2024	18:42	74.0	71.9	76.5	69.4
29/08/2024	18:47	69.7		72.6	63.6
29/08/2024	18:52	68.2		72.1	61.4
29/08/2024	18:57	71.4		74.3	65.5
		Mean	70.4		
		Maximum	72.8		
		Minimum	67.1		

Date	Start Time	Leq (5mins)	Leq (30mins)	L10 (5mins)	L90 (5mins)
30/08/2024	7:02	68.9		73.7	49.7
30/08/2024	7:07	72.9		76.1	57.3
30/08/2024	7:12	70.7	70.9	74.7	58.1
30/08/2024	7:17	71.2		74.8	53.5
30/08/2024	7:22	69.7		74.2	54.9
30/08/2024	7:27	70.8		74.4	60.0
30/08/2024	7:32	69.0		72.4	60.5
30/08/2024	7:37	72.3		72.6	57.5
30/08/2024	7:42	70.8	70.2	73.4	58.4
30/08/2024	7:47	69.4		71.8	63.4
30/08/2024	7:52	70.1		72.0	60.6
30/08/2024	7:57	68.1		71.2	56.6
30/08/2024	8:02	71.1		73.8	55.4
30/08/2024	8:07	71.3		75.0	55.3
30/08/2024	8:12	69.9	70.7	73.7	57.8
30/08/2024	8:17	72.2		75.5	57.4
30/08/2024	8:22	69.9		73.8	55.6
30/08/2024	8:27	68.6		72.5	54.5
30/08/2024	8:32	70.9		74.7	55.4
30/08/2024	8:37	70.5		75.3	57.8
30/08/2024	8:42	70.7	71.3	74.8	52.7
30/08/2024	8:47	69.9		73.2	59.5
30/08/2024	8:52	71.6		74.2	55.8
30/08/2024	8:57	73.3		75.3	55.5
30/08/2024	9:02	75.0		75.1	59.7
30/08/2024	9:07	70.0		73.1	59.9
30/08/2024	9:12	69.8	72.1	73.5	56.3
30/08/2024	9:17	71.0		74.3	53.0
30/08/2024	9:22	72.8		75.2	56.4
30/08/2024	9:27	71.5		75.3	57.1
30/08/2024	9:32	69.8		74.4	53.6
30/08/2024	9:37	68.7		73.7	54.8
30/08/2024	9:42	72.2	70.6	73.0	54.7
30/08/2024	9:47	70.8		75.3	58.8
30/08/2024	9:52	70.4		74.1	56.4
30/08/2024	9:57	70.7		74.4	52.5
30/08/2024	10:02	72.8		76.0	56.9
30/08/2024	10:07	70.4		74.1	51.0
30/08/2024	10:12	71.0	71.2	75.6	55.1
30/08/2024	10:17	71.4		73.6	55.8
30/08/2024	10:22	68.7		71.9	54.3
30/08/2024	10:27	71.7		73.6	57.6
30/08/2024	10:32	71.0		74.9	55.9
30/08/2024	10:37	67.2		71.8	54.0
30/08/2024	10:42	71.3	70.2	72.8	53.8
30/08/2024	10:47	70.0		74.0	54.6
30/08/2024	10:52	69.4		72.8	55.6
30/08/2024	10:57	71.1		73.5	56.4
30/08/2024	11:02	70.7		74.3	58.0
30/08/2024	11:07	68.0		71.6	54.0
30/08/2024	11:12	73.9	71.2	74.6	55.3
30/08/2024	11:17	69.9		74.4	52.5
30/08/2024	11:22	71.1		73.9	55.3
30/08/2024	11:27	71.5		74.4	56.8
30/08/2024	11:32	74.3		76.0	71.9
30/08/2024	11:37	75.9		77.6	72.0
30/08/2024	11:42	74.3	74.6	75.9	70.8
30/08/2024	11:47	71.6		73.9	68.2
30/08/2024	11:52	75.3		77.6	71.5
30/08/2024	11:57	75.0		77.4	71.0
30/08/2024	12:02	77.5		79.0	75.4
30/08/2024	12:07	74.5		77.0	67.5
30/08/2024	12:12	70.9	74.9	74.2	63.2
30/08/2024	12:17	75.9		77.7	73.8
30/08/2024	12:22	75.4		77.2	71.8
30/08/2024	12:27	71.6		75.2	63.1
30/08/2024	12:32	72.5		75.3	61.2
30/08/2024	12:37	69.5	70.9	73.6	59.7
30/08/2024	12:42	71.5		74.7	64.6
30/08/2024	12:51	67.1		71.2	54.7
30/08/2024	12:56	69.3		72.5	58.5
30/08/2024	13:01	72.9	69.9	74.6	57.7
30/08/2024	13:06	70.5		74.1	58.9
30/08/2024	13:11	67.9		72.0	57.5
30/08/2024	13:16	69.4		72.5	55.0
30/08/2024	13:21	68.5		72.8	57.1
30/08/2024	13:26	71.3		71.5	55.7
30/08/2024	13:31	73.2	71.0	76.7	64.4
30/08/2024	13:36	70.4		74.0	62.7
30/08/2024	13:41	69.7		73.9	58.6
30/08/2024	13:46	71.6		74.9	61.6
30/08/2024	13:51	71.8		75.5	58.1
30/08/2024	13:56	73.1		75.9	58.4
30/08/2024	14:01	70.2	71.4	73.4	61.0
30/08/2024	14:06	70.4		72.9	65.0
30/08/2024	14:11	70.1		73.8	61.5
30/08/2024	14:16	71.7		74.1	56.9
30/08/2024	14:21	72.5		76.1	58.7
30/08/2024	14:26	69.8		73.4	56.8
30/08/2024	14:31	70.4	71.2	74.2	55.5
30/08/2024	14:36	70.9		74.4	60.4
30/08/2024	14:41	72.0		73.4	51.5
30/08/2024	14:46	71.0		75.8	57.2
30/08/2024	14:51	73.3		76.6	54.8
30/08/2024	14:56	70.5		76.7	51.1
30/08/2024	15:01	68.6	71.5	72.8	52.2
30/08/2024	15:06	73.1		74.9	60.7
30/08/2024	15:11	70.3		73.9	55.8
30/08/2024	15:16	71.4		75.6	58.3
30/08/2024	15:21	72.1		76.5	58.7
30/08/2024	15:26	70.4		73.8	59.5
30/08/2024	15:31	68.3	70.4	72.1	60.2
30/08/2024	15:36	68.5		72.1	60.5
30/08/2024	15:41	69.9		73.9	58.2
30/08/2024	15:46	71.9		74.8	59.9
30/08/2024	15:51	72.2		76.6	52.8
30/08/2024	15:56	70.2		73.6	55.6
30/08/2024	16:01	71.8	71.7	75.6	55.4
30/08/2024	16:06	70.5		73.7	54.8
30/08/2024	16:11	74.3		76.5	60.4
30/08/2024	16:16	69.3		74.1	57.1
30/08/2024	16:21	70.2		74.0	58.3
30/08/2024	16:26	69.0		72.6	59.0
30/08/2024	16:31	67.6	68.9	71.3	52.8
30/08/2024	16:36	69.2		72.5	54.5
30/08/2024	16:41	69.4		73.5	57.3
30/08/2024	16:46	67.7		71.9	53.2
30/08/2024	16:51	69.2		71.8	58.1
30/08/2024	16:56	68.3		72.0	56.1
30/08/2024	17:01	67.5	68.9	72.1	50.5
30/08/2024	17:06	68.7		72.7	54.5
30/08/2024	17:11	69.9		72.7	50.4
30/08/2024	17:16	69.6		72.8	51.7
30/08/2024	17:21	70.2		73.4	52.7
30/08/2024	17:26	68.7		73.0	53.3
30/08/2024	17:31	67.8	69.4	72.1	51.1
30/08/2024	17:36	69.5		71.6	51.6
30/08/2024	17:41	71.0		75.1	52.3
30/08/2024	17:46	68.7		73.5	51.4
30/08/2024	17:51	67.4		72.2	50.9
30/08/2024	17:56	67.6		71.9	49.8
30/08/2024	18:01	68.2	67.5	72.1	50.5
30/08/2024	18:06	65.6		70.4	48.2
30/08/2024	18:11	66.8		70.3	49.0
30/08/2024	18:16	68.6		70.5	48.2
30/08/2024	18:21	66.0		70.3	49.0
30/08/2024	18:26	71.5		74.2	54.3
30/08/2024	18:31	69.9	69.2	74.7	51.0
30/08/2024	18:36	70.3		73.9	52.0
30/08/2024	18:41	64.3		68.5	49.2
30/08/2024	18:46	69.5		72.5	53.1
30/08/2024	18:51	69.6		73.2	50.5
30/08/2024	18:56	71.0		74.4	51.9
		Mean	70.8		
		Maximum	74.9		
		Minimum	67.5		

Station: CM21

Date	Start Time	Leq (5mins)	Leq (30mins)	L10 (5mins)	L90 (5mins)
31/08/2024	7:01	71.4		72.6	51.8
31/08/2024	7:06	69.8		74.4	53.7
31/08/2024	7:11	70.4	70.8	72.4	66.8
31/08/2024	7:16	71.6		73.2	66.6
31/08/2024	7:21	70.3		72.7	66.4
31/08/2024	7:26	70.8		74.5	59.6
31/08/2024	7:31	69.7		73.1	60.2
31/08/2024	7:36	69.3		71.8	56.9
31/08/2024	7:41	66.7	69.8	70.0	54.7
31/08/2024	7:46	70.0		74.5	55.9
31/08/2024	7:51	68.8		72.3	55.7
31/08/2024	7:56	72.3		75.5	58.4
31/08/2024	8:01	69.5		73.1	53.4
31/08/2024	8:06	70.9		73.9	55.4
31/08/2024	8:11	70.1	70.1	73.9	53.7
31/08/2024	8:16	70.6		74.3	57.7
31/08/2024	8:21	69.7		73.6	56.3
31/08/2024	8:26	69.4		73.5	57.8
31/08/2024	8:31	70.2		74.6	54.0
31/08/2024	8:36	69.2		73.7	54.3
31/08/2024	8:41	71.4	70.8	75.1	58.9
31/08/2024	8:46	72.9		76.4	58.5
31/08/2024	8:51	71.5		73.3	56.0
31/08/2024	8:56	67.6		72.3	56.4
31/08/2024	9:01	68.6		73.0	58.8
31/08/2024	9:06	72.5		73.9	53.5
31/08/2024	9:11	71.2	70.7	74.1	54.6
31/08/2024	9:16	70.0		73.5	54.6
31/08/2024	9:21	71.4		74.6	56.4
31/08/2024	9:26	69.4		73.7	53.6
31/08/2024	9:31	72.1		76.3	51.8
31/08/2024	9:36	70.6		74.6	53.3
31/08/2024	9:41	67.4	69.9	71.6	50.2
31/08/2024	9:46	68.6		72.8	55.6
31/08/2024	9:51	68.8		73.2	56.8
31/08/2024	9:56	70.3		73.7	51.7
31/08/2024	10:01	71.7		75.2	55.9
31/08/2024	10:06	70.9		75.2	54.9
31/08/2024	10:11	71.2	71.2	75.2	57.8
31/08/2024	10:16	71.0		74.0	52.6
31/08/2024	10:21	71.4		75.7	53.8
31/08/2024	10:26	70.7		75.8	56.7
31/08/2024	10:31	69.4		71.3	50.3
31/08/2024	10:36	69.3		73.8	54.2
31/08/2024	10:41	70.5	69.8	74.5	55.5
31/08/2024	10:46	71.4		75.2	56.5
31/08/2024	10:51	67.8		71.8	54.7
31/08/2024	10:56	69.5		73.5	55.9
31/08/2024	11:01	70.5		74.1	56.8
31/08/2024	11:06	70.6		73.2	54.6
31/08/2024	11:11	68.0	69.7	72.1	53.0
31/08/2024	11:16	70.0		74.1	54.6
31/08/2024	11:21	69.4		73.5	53.7
31/08/2024	11:26	69.4		73.6	51.5
31/08/2024	11:31	71.6		73.3	56.0
31/08/2024	11:36	67.3		71.0	50.3
31/08/2024	11:41	71.4	69.4	74.7	52.2
31/08/2024	11:46	69.3		73.5	51.5
31/08/2024	11:51	68.1		71.6	55.7
31/08/2024	11:56	66.1		69.4	54.1
31/08/2024	12:01	72.0		75.0	55.9
31/08/2024	12:06	71.8		74.1	54.8
31/08/2024	12:11	71.7	70.5	75.3	55.3
31/08/2024	12:16	68.3		72.2	52.7
31/08/2024	12:21	68.3		72.4	53.3
31/08/2024	12:26	69.3		72.7	54.4
31/08/2024	12:31	68.8		72.4	54.7
31/08/2024	12:36	70.3		73.5	52.7
31/08/2024	12:41	71.0	70.1	75.4	51.9
31/08/2024	12:46	68.0		72.0	51.7
31/08/2024	12:51	69.1		71.9	53.2
31/08/2024	12:56	71.9		72.0	53.9
31/08/2024	13:01	72.0		72.2	52.6
31/08/2024	13:06	68.9		73.5	53.7
31/08/2024	13:11	67.1	69.9	70.8	52.2
31/08/2024	13:16	71.1		75.5	53.9
31/08/2024	13:21	69.9		73.7	54.1
31/08/2024	13:26	68.3		72.5	54.3
31/08/2024	13:31	71.4		73.5	52.8
31/08/2024	13:36	70.0		72.9	52.2
31/08/2024	13:41	67.3	69.6	70.4	49.8
31/08/2024	13:46	69.4		73.3	53.9
31/08/2024	13:51	70.1		74.2	54.8
31/08/2024	13:56	68.2		71.5	53.2
31/08/2024	14:01	65.8		69.1	52.0
31/08/2024	14:06	68.2		71.4	51.6
31/08/2024	14:11	68.6	68.6	72.2	52.8
31/08/2024	14:16	71.1		74.2	53.8
31/08/2024	14:21	67.6		71.7	52.7
31/08/2024	14:26	68.4		72.6	52.1
31/08/2024	14:31	68.6		72.7	52.1
31/08/2024	14:36	72.9		73.4	51.9
31/08/2024	14:41	69.7	70.5	71.1	50.0
31/08/2024	14:46	69.3		73.1	51.3
31/08/2024	14:51	70.1		73.4	51.0
31/08/2024	14:56	70.7		72.7	50.1
31/08/2024	15:01	67.0		70.6	48.6
31/08/2024	15:06	66.6		70.3	51.4
31/08/2024	15:11	67.4	68.6	70.7	52.3
31/08/2024	15:16	71.0		73.1	52.5
31/08/2024	15:21	69.5		74.0	52.2
31/08/2024	15:26	68.4		72.6	51.6
31/08/2024	15:31	70.8		73.3	52.0
31/08/2024	15:36	68.5		71.0	50.8
31/08/2024	15:41	68.3	68.9	71.5	50.5
31/08/2024	15:46	68.5		72.6	53.0
31/08/2024	15:51	69.2		73.2	50.5
31/08/2024	15:56	67.5		71.2	48.3
31/08/2024	16:01	69.1		71.9	50.4
31/08/2024	16:06	68.3		71.0	51.0
31/08/2024	16:11	67.5	67.9	70.4	49.5
31/08/2024	16:16	66.5		70.2	50.9
31/08/2024	16:21	67.4		70.6	50.7
31/08/2024	16:26	68.3		69.8	48.4
31/08/2024	16:31	67.7		70.9	50.7
31/08/2024	16:36	65.7		68.8	49.4
31/08/2024	16:41	68.8	67.8	71.6	50.0
31/08/2024	16:46	68.4		70.7	55.0
31/08/2024	16:51	68.4		71.4	50.9
31/08/2024	16:56	67.4		70.7	48.8
31/08/2024	17:01	66.9		70.4	50.0
31/08/2024	17:06	66.1		69.7	49.0
31/08/2024	17:11	66.0	66.0	69.2	46.7
31/08/2024	17:16	66.6		68.3	47.8
31/08/2024	17:21	65.0		69.0	47.0
31/08/2024	17:26	65.4		70.0	45.4
31/08/2024	17:31	71.6		73.6	47.1
31/08/2024	17:36	67.0		70.7	46.2
31/08/2024	17:41	63.3	68.7	66.7	45.1
31/08/2024	17:46	66.8		68.8	44.7
31/08/2024	17:51	70.5		71.6	46.3
31/08/2024	17:56	68.2		69.1	46.8
31/08/2024	18:01	62.3		65.7	46.7
31/08/2024	18:06	65.5		68.1	47.2
31/08/2024	18:11	65.2	65.6	65.7	47.5
31/08/2024	18:16	65.7		69.3	48.9
31/08/2024	18:21	64.5		68.7	47.4
31/08/2024	18:26	68.2		71.2	48.0
31/08/2024	18:31	68.8		71.2	48.3
31/08/2024	18:36	67.3		70.7	48.3
31/08/2024	18:41	66.0	67.5	69.7	48.3
31/08/2024	18:46	68.4		68.9	47.5
31/08/2024	18:51	68.0		70.4	48.2
31/08/2024	18:56	65.1		67.1	46.6
		Mean	69.3		
		Maximum	71.2		
		Minimum	65.6		

Date	Start Time	Leq (5mins)	Leq (30mins)	L10 (5mins)	L90 (5mins)
1/09/2024	7:01	60.6		61.8	45.3
1/09/2024	7:06	61.8		62.6	43.5
1/09/2024	7:11	65.4	63.9	69.2	48.5
1/09/2024	7:16	63.5		65.8	48.0
1/09/2024	7:21	65.4		69.3	48.6
1/09/2024	7:26	64.4		68.3	46.1
1/09/2024	7:31	66.9		69.4	47.4
1/09/2024	7:36	66.7		68.6	48.8
1/09/2024	7:41	65.8	65.6	68.6	46.3
1/09/2024	7:46	62.7		65.8	45.3
1/09/2024	7:51	65.4		68.1	44.7
1/09/2024	7:56	64.9		68.2	49.8
1/09/2024	8:01	65.3		68.8	52.1
1/09/2024	8:06	68.8		69.0	52.9
1/09/2024	8:11	64.7	65.6	67.6	50.2
1/09/2024	8:16	63.0		66.9	45.4
1/09/2024	8:21	63.6		66.9	45.1
1/09/2024	8:26	65.7		69.2	48.2
1/09/2024	8:31	63.9		68.7	46.7
1/09/2024	8:36	67.8		71.3	49.3
1/09/2024	8:41	69.4	67.1	70.7	46.0
1/09/2024	8:46	67.3		72.6	47.4
1/09/2024	8:51	64.2		67.8	44.7
1/09/2024	8:56	67.5		70.1	43.9
1/09/2024	9:01	64.3		67.9	43.3
1/09/2024	9:06	62.1		66.1	43.7
1/09/2024	9:11	64.8	63.8	68.2	45.7
1/09/2024	9:16	63.4		67.1	45.6
1/09/2024	9:21	64.5		67.8	45.3
1/09/2024	9:26	63.2		66.6	44.2
1/09/2024	9:31	60.2		61.6	43.4
1/09/2024	9:36	63.9		67.6	44.0
1/09/2024	9:41	65.0	65.3	67.3	45.2
1/09/2024	9:46	64.3		67.0	45.2
1/09/2024	9:51	64.4		68.3	45.7
1/09/2024	9:56	69.1		72.2	47.1
1/09/2024	10:01	70.5		71.6	49.9
1/09/2024	10:06	65.9		69.7	51.2
1/09/2024	10:11	66.0	67.3	66.9	57.9
1/09/2024	10:16	64.0		65.5	57.9
1/09/2024	10:21	69.0		72.5	58.2
1/09/2024	10:26	64.4		68.1	50.3
1/09/2024	10:31	68.9		69.5	47.3
1/09/2024	10:36	64.6		66.2	44.7
1/09/2024	10:41	66.1	66.3	70.4	45.5
1/09/2024	10:46	61.8		61.9	41.7
1/09/2024	10:51	68.4		71.8	44.2
1/09/2024	10:56	64.3		68.5	42.2
1/09/2024	11:01	64.8		68.3	42.4
1/09/2024	11:06	61.0		63.4	41.4
1/09/2024	11:11	65.4	65.1	67.9	43.1
1/09/2024	11:16	64.7		68.2	44.3
1/09/2024	11:21	66.7		69.9	49.0
1/09/2024	11:26	65.9		68.5	49.2
1/09/2024	11:31	66.9		70.5	43.4
1/09/2024	11:36	65.8		68.9	45.4
1/09/2024	11:41	68.0	66.8	70.7	43.1
1/09/2024	11:46	65.6		69.2	46.5
1/09/2024	11:51	68.6		70.5	47.3
1/09/2024	11:56	64.9		69.4	46.1
1/09/2024	12:01	66.0		69.0	48.1
1/09/2024	12:06	65.1		69.4	48.1
1/09/2024	12:11	64.8	64.9	68.7	45.9
1/09/2024	12:16	61.2		64.6	45.7
1/09/2024	12:21	67.1		70.7	47.1
1/09/2024	12:26	63.0		67.4	44.3
1/09/2024	12:31	61.3		65.3	44.9
1/09/2024	12:36	61.7		63.4	45.9
1/09/2024	12:41	66.2	64.9	68.6	45.5
1/09/2024	12:46	66.7		70.5	46.3
1/09/2024	12:51	65.9		66.3	44.1
1/09/2024	12:56	64.8		66.3	45.7
1/09/2024	13:01	67.0		68.4	46.9
1/09/2024	13:06	62.9		65.2	46.8
1/09/2024	13:11	66.4	66.0	69.4	47.7
1/09/2024	13:16	66.7		69.4	46.4
1/09/2024	13:21	67.9		68.6	45.0
1/09/2024	13:26	62.9		66.4	45.9
1/09/2024	13:31	64.9		68.2	46.7
1/09/2024	13:36	64.0		66.5	45.3
1/09/2024	13:41	64.3	64.9	68.9	47.3
1/09/2024	13:46	63.3		65.6	47.1
1/09/2024	13:51	67.5		71.0	49.7
1/09/2024	13:56	63.9		67.1	47.4
1/09/2024	14:01	64.7		67.3	49.1
1/09/2024	14:06	63.5		64.6	48.3
1/09/2024	14:11	65.8	64.1	68.8	47.2
1/09/2024	14:16	65.0		67.6	49.6
1/09/2024	14:21	60.1		63.6	46.0
1/09/2024	14:26	63.3		67.3	46.3
1/09/2024	14:31	64.2		67.4	46.2
1/09/2024	14:36	63.7		67.2	46.0
1/09/2024	14:41	61.7	65.4	64.0	46.1
1/09/2024	14:46	68.7		69.6	46.5
1/09/2024	14:51	65.4		69.0	47.0
1/09/2024	14:56	65.3		69.5	46.5
1/09/2024	15:01	66.0		68.5	47.9
1/09/2024	15:06	68.4		69.1	47.4
1/09/2024	15:11	63.2	66.1	66.9	47.3
1/09/2024	15:16	63.9		68.6	48.1
1/09/2024	15:21	68.1		70.5	48.4
1/09/2024	15:26	64.0		67.7	48.4
1/09/2024	15:31	63.6		67.4	48.2
1/09/2024	15:36	65.3		69.4	48.3
1/09/2024	15:41	64.9	65.4	68.8	47.0
1/09/2024	15:46	66.6		69.8	47.3
1/09/2024	15:51	65.0		70.5	47.3
1/09/2024	15:56	66.4		70.7	49.1
1/09/2024	16:01	65.9		69.6	47.3
1/09/2024	16:06	67.4		70.6	48.1
1/09/2024	16:11	67.2	67.2	70.9	50.5
1/09/2024	16:16	69.1		71.9	54.7
1/09/2024	16:21	63.8		67.0	47.8
1/09/2024	16:26	68.2		70.6	48.4
1/09/2024	16:31	63.9		67.4	50.3
1/09/2024	16:36	63.5		67.9	49.4
1/09/2024	16:41	61.2	63.8	64.9	46.7
1/09/2024	16:46	64.8		69.2	48.6
1/09/2024	16:51	63.3		66.2	49.0
1/09/2024	16:56	64.9		68.5	48.2
1/09/2024	17:01	68.9		71.5	46.7
1/09/2024	17:06	66.1		69.4	46.4
1/09/2024	17:11	64.2	66.0	67.7	47.2
1/09/2024	17:16	64.4		68.9	46.9
1/09/2024	17:21	66.1		69.9	49.1
1/09/2024	17:26	64.2		68.5	46.1
1/09/2024	17:31	68.7		71.3	48.1
1/09/2024	17:36	64.9		69.2	46.5
1/09/2024	17:41	63.3	65.8	67.2	46.7
1/09/2024	17:46	63.9		67.4	46.1
1/09/2024	17:51	62.8		66.5	45.8
1/09/2024	17:56	67.7		70.0	47.7
1/09/2024	18:01	63.8		66.2	46.3
1/09/2024	18:06	64.3		67.8	47.2
1/09/2024	18:11	64.6	63.8	68.1	45.8
1/09/2024	18:16	63.3		64.9	45.9
1/09/2024	18:21	64.8		67.2	46.6
1/09/2024	18:26	61.1		66.2	46.2
1/09/2024	18:31	66.5		68.8	46.4
1/09/2024	18:36	62.8		67.3	47.2
1/09/2024	18:41	61.6	64.5	65.5	46.3
1/09/2024	18:46	62.2		66.9	46.9
1/09/2024	18:51	62.6		65.7	46.9
1/09/2024	18:56	67.6		68.0	47.7
		Mean	65.4		
		Maximum	67.3		
		Minimum	63.8		

Station: CM21

Date	Start Time	Leq (5mins)	Leq (30mins)	L10 (5mins)	L90 (5mins)
2/09/2024	7:01	70.1		73.8	50.1
2/09/2024	7:06	70.3		73.7	52.8
2/09/2024	7:11	69.0	69.4	69.6	48.7
2/09/2024	7:16	67.9		71.5	52.3
2/09/2024	7:21	67.1		69.7	53.1
2/09/2024	7:26	71.0		72.8	53.9
2/09/2024	7:31	69.4		71.5	54.3
2/09/2024	7:36	66.0		69.9	54.8
2/09/2024	7:41	65.5	68.9	68.6	57.5
2/09/2024	7:46	68.4		70.9	62.8
2/09/2024	7:51	68.4		72.1	55.8
2/09/2024	7:56	72.1		72.9	49.5
2/09/2024	8:01	69.0		72.6	55.9
2/09/2024	8:06	70.6		74.3	58.4
2/09/2024	8:11	69.2	69.1	72.3	58.8
2/09/2024	8:16	67.7		71.5	49.3
2/09/2024	8:21	69.4		73.8	53.6
2/09/2024	8:26	67.8		71.2	50.8
2/09/2024	8:31	66.5		71.0	49.9
2/09/2024	8:36	68.6		73.2	49.1
2/09/2024	8:41	70.2	70.0	74.6	57.6
2/09/2024	8:46	73.1		73.7	53.8
2/09/2024	8:51	68.3		72.8	50.0
2/09/2024	8:56	70.0		72.0	54.3
2/09/2024	9:01	70.2		75.1	52.7
2/09/2024	9:06	69.8		73.3	54.4
2/09/2024	9:11	72.3	70.2	75.1	54.2
2/09/2024	9:16	69.9		73.9	56.0
2/09/2024	9:21	69.0		73.7	51.8
2/09/2024	9:26	69.1		74.0	53.6
2/09/2024	9:31	72.5		75.4	57.2
2/09/2024	9:36	68.0		71.4	52.2
2/09/2024	9:41	68.8	69.9	73.2	53.1
2/09/2024	9:46	70.3		74.3	54.8
2/09/2024	9:51	69.0		73.0	55.6
2/09/2024	9:56	69.4		72.5	54.5
2/09/2024	10:01	69.5		72.5	54.9
2/09/2024	10:06	69.4		72.5	54.9
2/09/2024	10:11	70.1	70.2	74.7	55.6
2/09/2024	10:16	69.1		73.6	55.9
2/09/2024	10:21	68.9		72.7	55.1
2/09/2024	10:26	72.8		75.1	56.1
2/09/2024	10:31	69.6		73.8	57.8
2/09/2024	10:36	72.1		75.2	57.2
2/09/2024	10:41	69.0	69.7	71.9	57.5
2/09/2024	10:46	68.4		72.7	60.2
2/09/2024	10:51	69.1		72.4	62.0
2/09/2024	10:56	68.8		72.4	60.9
2/09/2024	11:01	69.6		73.3	56.9
2/09/2024	11:06	72.9		73.8	57.8
2/09/2024	11:11	68.8	69.9	72.7	55.0
2/09/2024	11:16	68.7		71.7	59.1
2/09/2024	11:21	69.7		73.2	53.5
2/09/2024	11:26	68.0		71.6	59.3
2/09/2024	11:31	70.0		74.3	54.8
2/09/2024	11:36	72.0		73.4	54.3
2/09/2024	11:41	68.8	69.3	71.4	54.3
2/09/2024	11:46	67.9		71.6	55.0
2/09/2024	11:51	67.4		71.6	54.2
2/09/2024	11:56	67.8		70.5	54.1
2/09/2024	12:01	70.3		74.5	55.0
2/09/2024	12:06	69.5		71.7	59.5
2/09/2024	12:11	69.0	69.5	72.4	59.3
2/09/2024	12:16	69.8		72.7	58.3
2/09/2024	12:21	70.2		71.1	52.8
2/09/2024	12:26	67.7		69.9	52.3
2/09/2024	12:31	68.2		71.2	52.7
2/09/2024	12:36	70.6		70.8	52.3
2/09/2024	12:41	71.0		73.3	53.3
2/09/2024	12:53	70.3		74.0	50.9
2/09/2024	12:58	69.5	69.4	73.4	52.7
2/09/2024	13:03	68.5		72.5	52.9
2/09/2024	13:08	69.9		73.6	59.1
2/09/2024	13:13	69.7		72.8	59.5
2/09/2024	13:18	67.9		71.9	55.0
2/09/2024	13:23	68.3		72.1	51.4
2/09/2024	13:28	69.1		73.1	54.4
2/09/2024	13:33	72.9	70.6	77.3	51.8
2/09/2024	13:38	72.6		73.7	54.8
2/09/2024	13:43	67.3		70.9	52.4
2/09/2024	13:48	70.2		71.5	50.5
2/09/2024	13:53	69.5		73.7	51.4
2/09/2024	13:58	70.2		73.1	50.6
2/09/2024	14:03	71.3	70.9	74.4	54.2
2/09/2024	14:08	72.6		75.4	55.9
2/09/2024	14:13	71.1		72.5	53.7
2/09/2024	14:18	70.2		74.3	51.6
2/09/2024	14:23	70.4		74.9	52.6
2/09/2024	14:28	71.5		73.6	52.2
2/09/2024	14:33	70.8	70.6	75.1	53.8
2/09/2024	14:38	69.8		73.7	53.1
2/09/2024	14:43	70.0		74.7	52.1
2/09/2024	14:48	70.8		74.5	59.8
2/09/2024	14:53	72.1		75.2	60.8
2/09/2024	14:58	70.4		73.9	59.0
2/09/2024	15:03	73.0	71.2	75.2	58.7
2/09/2024	15:08	69.3		73.0	59.8
2/09/2024	15:13	69.4		73.3	58.2
2/09/2024	15:18	71.5		74.0	56.4
2/09/2024	15:23	69.1		73.2	55.3
2/09/2024	15:28	68.3		72.0	54.4
2/09/2024	15:33	68.1	68.7	71.3	48.5
2/09/2024	15:38	69.6		72.2	55.3
2/09/2024	15:43	69.0		73.2	52.7
2/09/2024	15:48	67.9		72.5	50.6
2/09/2024	15:53	69.0		72.8	49.4
2/09/2024	15:58	68.3		72.6	52.6
2/09/2024	16:03	69.4	68.9	72.6	51.5
2/09/2024	16:08	69.3		73.3	49.7
2/09/2024	16:13	69.5		73.1	55.9
2/09/2024	16:18	67.3		70.9	56.1
2/09/2024	16:23	68.2		72.1	57.3
2/09/2024	16:28	70.4		73.2	57.7
2/09/2024	16:33	69.1	69.1	71.8	57.5
2/09/2024	16:38	70.9		72.9	57.0
2/09/2024	16:43	68.3		71.5	49.5
2/09/2024	16:48	66.0		70.2	48.8
2/09/2024	16:53	64.3		67.1	47.4
2/09/2024	16:58	66.2		69.8	53.9
2/09/2024	17:03	66.9	66.4	70.0	52.4
2/09/2024	17:08	66.0		69.7	47.6
2/09/2024	17:13	66.6		70.1	48.8
2/09/2024	17:18	67.8		71.6	50.6
2/09/2024	17:23	68.3		71.7	49.2
2/09/2024	17:28	67.9		71.1	50.8
2/09/2024	17:33	71.0	68.8	72.6	48.2
2/09/2024	17:38	68.3		69.2	48.6
2/09/2024	17:43	67.1		68.9	47.6
2/09/2024	17:48	69.1		73.3	50.5
2/09/2024	17:53	65.7		70.0	48.9
2/09/2024	17:58	66.8		70.9	47.4
2/09/2024	18:03	66.1	66.9	70.3	53.1
2/09/2024	18:08	65.2		68.7	49.7
2/09/2024	18:13	69.9		71.0	49.9
2/09/2024	18:18	65.7		68.7	50.5
2/09/2024	18:23	68.7		70.3	49.5
2/09/2024	18:28	66.0		70.1	50.6
2/09/2024	18:33	64.2	68.5	66.1	56.0
2/09/2024	18:38	67.9		71.5	55.5
2/09/2024	18:43	72.2		74.4	50.3
2/09/2024	18:48	67.7		70.2	49.0
2/09/2024	18:53	64.7		66.4	48.8
2/09/2024	18:58	70.3		71.2	49.1
		Mean	69.4		
		Maximum	71.2		
		Minimum	66.4		

Date	Start Time	Leq (5mins)	Leq (30mins)	L10 (5mins)	L90 (5mins)
3/09/2024	7:03	68.6		72.2	56.6
3/09/2024	7:08	71.2		73.3	56.7
3/09/2024	7:13	68.7	70.6	72.9	53.2
3/09/2024	7:18	73.1		74.7	59.7
3/09/2024	7:23	69.9		72.8	64.4
3/09/2024	7:28	70.1		73.1	64.8
3/09/2024	7:33	72.7		75.7	63.8
3/09/2024	7:38	68.7		72.0	53.1
3/09/2024	7:43	69.7	70.2	73.7	53.5
3/09/2024	7:48	69.8		71.7	52.3
3/09/2024	7:53	69.0		73.7	52.9
3/09/2024	7:58	70.2		73.2	53.2
3/09/2024	8:03	70.2		73.1	51.6
3/09/2024	8:08	69.4		72.2	58.2
3/09/2024	8:13	71.8	70.0	72.2	59.5
3/09/2024	8:18	68.8		72.1	59.0
3/09/2024	8:23	67.6		71.6	57.9
3/09/2024	8:28	70.9		72.0	52.8
3/09/2024	8:33	66.2		70.7	52.0
3/09/2024	8:38	68.9		73.1	51.7
3/09/2024	8:43	67.8	68.8	71.2	56.6
3/09/2024	8:48	71.3		73.6	51.3
3/09/2024	8:53	68.5		72.4	54.5
3/09/2024	8:58	68.6		72.7	54.0
3/09/2024	9:03	68.9		71.9	51.7
3/09/2024	9:08	69.4		73.0	53.1
3/09/2024	9:13	68.2	69.1	71.6	51.3
3/09/2024	9:18	69.1		73.0	52.2
3/09/2024	9:23	70.2		73.5	54.4
3/09/2024	9:28	68.8		72.5	53.9
3/09/2024	9:33	68.7		72.4	51.8
3/09/2024	9:38	70.3		73.6	55.4
3/09/2024	9:43	67.6	69.0	72.0	49.2
3/09/2024	9:48	67.7		70.5	49.0
3/09/2024	9:53	65.7		70.0	48.2
3/09/2024	9:58	71.6		72.3	50.4
3/09/2024	10:03	68.6		72.3	49.3
3/09/2024	10:08	66.1		70.0	47.8
3/09/2024	10:13	70.5	68.5	72.6	47.0
3/09/2024	10:18	66.4		69.9	49.1
3/09/2024	10:23	67.2		70.4	48.7
3/09/2024	10:28	70.1		71.6	48.9
3/09/2024	10:33	68.7		71.3	49.3
3/09/2024	10:38	66.6		70.9	52.5
3/09/2024	10:43	69.3	68.7	73.0	53.5
3/09/2024	10:48	67.6		70.1	50.8
3/09/2024	10:53	69.6		71.9	49.7
3/09/2024	10:58	69.7		70.5	47.2
3/09/2024	11:03	66.5		68.1	49.5
3/09/2024	11:08	70.6		73.9	52.2
3/09/2024	11:13	73.3	70.7	74.5	47.5
3/09/2024	11:18	64.2		67.4	45.9
3/09/2024	11:23	69.3		72.5	52.5
3/09/2024	11:28	73.5		74.7	53.7
3/09/2024	11:33	73.4		74.2	53.0
3/09/2024	11:38	71.2		73.1	55.0
3/09/2024	11:43	68.9	70.7	72.4	52.0
3/09/2024	11:48	68.6		72.1	52.9
3/09/2024	11:53	69.9		73.5	54.2
3/09/2024	11:58	70.1		73.9	54.7
3/09/2024	12:03	70.2		73.6	53.8
3/09/2024	12:08	71.1		74.9	54.5
3/09/2024	12:13	70.2	69.3	73.7	52.6
3/09/2024	12:18	68.6		71.9	52.5
3/09/2024	12:23	68.5		72.6	52.8
3/09/2024	12:28	63.9		67.2	47.3
3/09/2024	12:33	65.5		69.1	50.9
3/09/2024	12:38	68.3		71.8	51.0
3/09/2024	12:43	64.4	67.1	68.3	48.4
3/09/2024	12:48	70.4		71.4	50.8
3/09/2024	12:53	64.5		67.5	49.1
3/09/2024	12:58	66.1		69.8	48.1
3/09/2024	13:03	66.9		69.9	47.7
3/09/2024	13:08	68.3		71.8	53.5
3/09/2024	13:13	72.5	69.9	76.4	54.1
3/09/2024	13:18	70.8		72.4	54.3
3/09/2024	13:23	70.1		73.4	55.2
3/09/2024	13:28	68.2		72.2	54.4
3/09/2024	13:33	72.7		73.2	53.1
3/09/2024	13:38	71.9		74.6	55.0
3/09/2024	13:43	72.8	71.7	76.0	54.7
3/09/2024	13:48	66.2		69.5	53.9
3/09/2024	13:53	73.5		74.6	54.9
3/09/2024	13:58	69.3		72.3	53.7
3/09/2024	14:03	69.7		70.4	54.3
3/09/2024	14:08	68.8		71.7	52.5
3/09/2024	14:13	62.7	68.1	65.0	49.0
3/09/2024	14:18	63.0		65.6	48.4
3/09/2024	14:23	68.0		70.4	53.4
3/09/2024	14:28	70.7		71.5	53.3
3/09/2024	14:33	67.7		70.3	53.4
3/09/2024	14:38	70.5		74.2	54.7
3/09/2024	14:43	70.2	68.5	72.7	56.0
3/09/2024	14:48	68.7		71.0	53.3
3/09/2024	14:53	65.5		66.7	53.4
3/09/2024	14:58	66.2		68.9	53.2
3/09/2024	15:03	67.2		70.1	53.2
3/09/2024	15:08	69.7		74.0	53.6
3/09/2024	15:13	72.3	68.9	74.1	54.5
3/09/2024	15:18	69.1		71.4	54.1
3/09/2024	15:23	67.3		70.8	53.8
3/09/2024	15:28	62.9		66.6	49.4
3/09/2024	15:33	62.3		65.8	49.5
3/09/2024	15:38	64.2		67.2	48.4
3/09/2024	15:43	64.2	64.8	64.9	49.2
3/09/2024	15:48	60.3		62.0	47.5
3/09/2024	15:53	63.1		66.6	48.5
3/09/2024	15:58	69.1		69.6	46.3
3/09/2024	16:03	64.1		66.9	45.7
3/09/2024	16:08	67.9		72.4	47.4
3/09/2024	16:13	67.1	67.4	70.4	47.0
3/09/2024	16:18	66.9		70.4	47.2
3/09/2024	16:23	67.0		70.4	47.6
3/09/2024	16:28	69.6		72.5	50.7
3/09/2024	16:33	69.1		71.8	48.9
3/09/2024	16:38	66.4		68.9	48.5
3/09/2024	16:43	69.6	67.7	70.5	51.3
3/09/2024	16:48	67.1		70.5	47.9
3/09/2024	16:53	67.8		70.2	47.8
3/09/2024	16:58	64.7		68.2	48.6
3/09/2024	17:03	68.8		72.6	56.7
3/09/2024	17:08	66.9		70.5	57.3
3/09/2024	17:13	67.8	68.8	71.4	58.8
3/09/2024	17:18	70.4		72.6	55.6
3/09/2024	17:23	68.5		71.5	53.2
3/09/2024	17:28	69.7		73.3	53.9
3/09/2024	17:33	68.6		71.5	55.4
3/09/2024	17:38	67.1		69.1	52.6
3/09/2024	17:43	70.0	68.4	70.8	50.5
3/09/2024	17:48	69.2		72.6	52.1
3/09/2024	17:53	67.8		70.9	53.3
3/09/2024	17:58	67.0		69.5	55.2
3/09/2024	18:03	66.8		69.6	57.7
3/09/2024	18:08	68.1		71.6	59.5
3/09/2024	18:13	67.7	68.4	71.0	59.7
3/09/2024	18:18	68.4		71.6	59.6
3/09/2024	18:23	70.5		72.3	54.4
3/09/2024	18:28	68.2		70.5	51.8
3/09/2024	18:33	69.5		73.0	55.6
3/09/2024	18:38	68.6		72.9	54.2
3/09/2024	18:43	69.7	69.3	73.0	54.6
3/09/2024	18:48	68.4		72.0	51.0
3/09/2024	18:53	69.5		72.9	55.0
3/09/2024	18:58	69.8		73.0	56.1
		Mean	69.0		
		Maximum	71.7		
		Minimum	64.8		

Station: CM21

Date	Start Time	Leq (5mins)	Leq (30mins)	L10 (5mins)	L90 (5mins)
4/09/2024	7:03	59.0		60.6	45.4
4/09/2024	7:08	58.8		60.3	46.4
4/09/2024	7:13	58.8	58.8	59.4	46.2
4/09/2024	7:18	59.0		60.6	47.2
4/09/2024	7:23	58.8		60.3	45.2
4/09/2024	7:28	58.6		61.1	47.2
4/09/2024	7:33	59.6		62.2	46.0
4/09/2024	7:38	58.9		60.2	47.0
4/09/2024	7:43	59.7	59.5	62.7	46.9
4/09/2024	7:48	59.8		62.3	47.7
4/09/2024	7:53	59.9		61.9	45.8
4/09/2024	7:58	58.9		61.7	46.4
4/09/2024	8:03	60.2		64.3	45.9
4/09/2024	8:08	61.4		64.6	47.1
4/09/2024	8:13	57.9	60.5	59.4	46.3
4/09/2024	8:18	62.9		66.5	47.2
4/09/2024	8:23	60.3		61.5	47.4
4/09/2024	8:28	58.4		59.3	45.1
4/09/2024	8:33	57.7		58.3	45.3
4/09/2024	8:38	57.5		60.0	44.9
4/09/2024	8:43	58.1	57.6	60.2	44.8
4/09/2024	8:48	57.4		59.8	46.1
4/09/2024	8:53	57.7		59.1	45.0
4/09/2024	8:58	56.9		59.2	43.6
4/09/2024	9:03	57.0		57.3	44.6
4/09/2024	9:08	57.4		58.7	45.0
4/09/2024	9:13	57.6	57.8	58.2	45.3
4/09/2024	9:18	57.3		59.7	46.0
4/09/2024	9:23	58.4		59.1	44.0
4/09/2024	9:28	58.8		61.0	46.4
4/09/2024	9:33	57.6		58.2	44.9
4/09/2024	9:38	57.8		58.4	44.2
4/09/2024	9:43	57.3	57.7	58.7	44.0
4/09/2024	9:48	57.5		59.1	46.1
4/09/2024	9:53	58.2		59.6	44.6
4/09/2024	9:58	57.9		58.7	46.4
4/09/2024	10:03	57.7		59.3	45.1
4/09/2024	10:08	57.4		57.9	45.1
4/09/2024	10:13	58.2	58.4	60.2	44.4
4/09/2024	10:18	59.6		62.7	45.3
4/09/2024	10:23	58.4		61.3	45.8
4/09/2024	10:28	58.5		61.8	45.7
4/09/2024	10:33	61.3		66.9	44.9
4/09/2024	10:38	58.1		58.5	46.8
4/09/2024	10:43	59.4	59.2	61.3	47.4
4/09/2024	10:48	59.0		60.6	46.5
4/09/2024	10:53	58.2		60.9	44.7
4/09/2024	10:58	58.4		60.1	44.4
4/09/2024	11:03	59.0		60.6	44.8
4/09/2024	11:08	59.6		60.9	46.6
4/09/2024	11:13	58.1	58.8	59.6	45.1
4/09/2024	11:18	57.9		59.8	46.0
4/09/2024	11:23	59.3		62.9	45.9
4/09/2024	11:28	58.7		60.4	45.1
4/09/2024	11:33	58.0		60.4	44.7
4/09/2024	11:38	58.7		60.6	47.1
4/09/2024	11:43	59.9	59.2	60.6	48.2
4/09/2024	11:48	59.4		59.7	47.1
4/09/2024	11:53	59.2		61.5	46.8
4/09/2024	11:58	59.6		60.5	48.1
4/09/2024	12:03	58.7		61.1	45.5
4/09/2024	12:08	58.5		58.9	45.2
4/09/2024	12:13	58.5	58.4	61.0	47.2
4/09/2024	12:18	58.2		59.7	46.9
4/09/2024	12:23	58.2		58.5	46.9
4/09/2024	12:28	58.5		60.1	44.9
4/09/2024	12:33	61.7		64.2	47.6
4/09/2024	12:38	59.5		61.1	46.5
4/09/2024	12:43	59.3	59.7	61.3	46.7
4/09/2024	12:48	58.6		61.0	46.4
4/09/2024	12:53	58.8		59.3	46.5
4/09/2024	12:58	59.3		60.0	46.7
4/09/2024	13:03	60.3		62.6	47.7
		Mean	58.8		
		Maximum	60.5		
		Minimum	57.6		

Date	Start Time	Leq (5mins)	Leq (30mins)	L10 (5mins)	L90 (5mins)
9/09/2024	10:52	70.1		74.1	51.8
9/09/2024	10:57	67.5		71.1	56.5
9/09/2024	11:02	64.8	69.2	68.8	51.2
9/09/2024	11:07	68.5		72.6	53.2
9/09/2024	11:12	72.5		74.4	53.8
9/09/2024	11:17	67.7		71.7	54.0
9/09/2024	11:22	66.8		70.9	53.7
9/09/2024	11:27	70.7		73.1	65.2
9/09/2024	11:32	70.9	69.8	73.2	65.2
9/09/2024	11:37	70.1		71.4	66.0
9/09/2024	11:42	69.7		72.7	65.2
9/09/2024	11:47	69.3		71.5	64.8
9/09/2024	11:52	68.4		70.3	65.2
9/09/2024	11:57	67.5		71.1	50.4
9/09/2024	12:02	72.5	69.9	74.9	52.5
9/09/2024	12:07	67.6		70.8	50.8
9/09/2024	12:12	71.6		73.1	53.4
9/09/2024	12:17	69.1		71.3	52.0
9/09/2024	12:22	70.5		72.8	54.8
9/09/2024	12:27	70.9		74.4	53.2
9/09/2024	12:32	68.7	70.1	71.7	52.9
9/09/2024	12:37	71.5		74.2	53.8
9/09/2024	12:42	70.8		73.5	55.7
9/09/2024	12:47	66.8		70.8	50.3
9/09/2024	12:52	68.2		72.9	53.3
9/09/2024	12:57	69.9		72.1	56.4
9/09/2024	13:02	71.1	70.0	74.6	56.2
9/09/2024	13:07	68.4		72.4	57.5
9/09/2024	13:12	72.3		74.7	58.6
9/09/2024	13:17	68.3		71.5	53.7
9/09/2024	13:22	69.0		72.9	52.2
9/09/2024	13:27	68.9		72.9	51.7
9/09/2024	13:32	66.9	69.1	71.0	52.3
9/09/2024	13:37	71.2		72.9	55.8
9/09/2024	13:42	69.5		74.1	55.3
9/09/2024	13:47	67.8		71.5	57.4
9/09/2024	13:52	70.1		71.4	56.9
9/09/2024	13:57	68.9		72.5	54.8
9/09/2024	14:02	70.1	69.3	73.3	52.5
9/09/2024	14:07	68.2		72.3	52.0
9/09/2024	14:12	68.8		72.5	52.1
9/09/2024	14:17	69.4		73.5	53.9
9/09/2024	14:22	69.8		72.8	54.6
9/09/2024	14:27	70.3		73.6	56.3
9/09/2024	14:32	67.7	69.2	71.1	57.6
9/09/2024	14:37	70.2		72.2	54.8
9/09/2024	14:42	69.2		72.4	57.5
9/09/2024	14:47	67.1		71.3	57.6
9/09/2024	14:52	66.4		70.0	55.4
9/09/2024	14:57	64.2		68.1	49.0
9/09/2024	15:02	72.9	68.3	73.2	60.8
9/09/2024	15:07	67.9		71.1	61.5
9/09/2024	15:12	66.5		70.5	58.3
9/09/2024	15:17	65.6		69.5	56.3
9/09/2024	15:22	66.6		70.3	58.8
9/09/2024	15:27	67.2		70.5	51.6
9/09/2024	15:32	69.6	67.7	72.2	52.1
9/09/2024	15:37	66.2		70.2	50.5
9/09/2024	15:42	67.1		69.9	52.7
9/09/2024	15:47	68.5		72.0	52.3
9/09/2024	15:52	69.0		72.6	51.5
9/09/2024	15:57	67.3		71.3	49.9
9/09/2024	16:02	68.9	68.9	72.7	51.7
9/09/2024	16:07	70.9		74.4	56.8
9/09/2024	16:12	68.6		71.2	53.6
9/09/2024	16:17	67.7		71.8	52.8
9/09/2024	16:22	69.5		73.0	48.5
9/09/2024	16:27	66.7		69.9	54.6
9/09/2024	16:32	66.2	67.8	70.4	50.8
9/09/2024	16:37	68.1		71.1	52.2
9/09/2024	16:42	66.3		70.7	48.6
9/09/2024	16:47	68.7		70.8	49.1
9/09/2024	16:52	67.5		68.9	51.4
9/09/2024	16:57	64.8		69.2	48.7
9/09/2024	17:02	68.6	67.2	72.6	53.1
9/09/2024	17:07	68.2		72.8	50.2
9/09/2024	17:12	66.4		70.8	49.3
9/09/2024	17:17	66.7		70.6	50.7
9/09/2024	17:22	69.0		71.0	49.8
9/09/2024	17:27	67.8		70.7	48.5
9/09/2024	17:32	66.9	67.0	69.3	46.8
9/09/2024	17:37	62.2		65.3	46.9
9/09/2024	17:42	66.8		68.3	49.4
9/09/2024	17:47	67.0		69.3	50.1
9/09/2024	17:52	67.1		70.5	49.2
9/09/2024	17:57	67.0		70.9	52.2
9/09/2024	18:02	65.4	67.3	69.3	48.4
9/09/2024	18:07	67.2		68.1	48.6
9/09/2024	18:12	62.6		65.4	46.6
9/09/2024	18:17	70.5		72.4	49.3
9/09/2024	18:22	69.2		71.1	48.6
9/09/2024	18:27	63.9		67.9	46.5
9/09/2024	18:32	64.8	65.2	68.8	46.6
9/09/2024	18:37	63.5		68.6	48.0
9/09/2024	18:42	61.1		65.1	43.5
9/09/2024	18:47	64.1		67.6	47.0
9/09/2024	18:52	65.0		66.8	47.0
9/09/2024	18:57	63.3		67.2	46.4
		Mean	68.5		
		Maximum	70.1		
		Minimum	65.2		

Station: CM21

Date	Start Time	Leq (5mins)	Leq (30mins)	L10 (5mins)	L90 (5mins)
10/09/2024	7:02	70.1	69.2	73.0	51.6
10/09/2024	7:07	71.0		74.0	52.7
10/09/2024	7:12	69.0		72.9	54.8
10/09/2024	7:17	69.4		73.4	58.0
10/09/2024	7:22	66.5		70.6	55.9
10/09/2024	7:27	67.9		70.6	56.0
10/09/2024	7:32	67.3	67.6	70.5	54.4
10/09/2024	7:37	68.7		71.9	55.6
10/09/2024	7:42	66.2		69.9	59.7
10/09/2024	7:47	67.3		71.3	55.4
10/09/2024	7:52	67.5		70.3	59.7
10/09/2024	7:57	68.4		71.7	63.3
10/09/2024	8:02	68.8	68.6	71.8	63.2
10/09/2024	8:07	70.5		73.5	64.0
10/09/2024	8:12	69.0		72.2	54.0
10/09/2024	8:17	67.4		71.1	51.4
10/09/2024	8:22	68.1		72.5	50.1
10/09/2024	8:27	67.2		70.7	54.9
10/09/2024	8:32	66.0	67.5	69.9	50.9
10/09/2024	8:37	68.6		72.9	52.2
10/09/2024	8:42	68.1		72.4	54.2
10/09/2024	8:47	68.1		71.3	52.1
10/09/2024	8:52	65.6		70.0	48.9
10/09/2024	8:57	68.0		71.4	50.6
10/09/2024	9:02	68.8	69.7	73.0	51.1
10/09/2024	9:07	66.0		70.6	51.7
10/09/2024	9:12	68.2		70.5	49.8
10/09/2024	9:17	73.3		74.6	56.7
10/09/2024	9:22	69.6		73.2	57.5
10/09/2024	9:27	68.9		73.0	54.7
10/09/2024	9:32	69.0	69.8	73.6	54.7
10/09/2024	9:37	70.7		73.0	54.5
10/09/2024	9:42	69.3		72.8	54.7
10/09/2024	9:47	67.5		69.7	55.5
10/09/2024	9:52	69.9		73.6	53.0
10/09/2024	9:57	71.2		73.2	58.0
10/09/2024	10:02	67.9	70.0	70.5	54.2
10/09/2024	10:07	70.6		73.7	54.4
10/09/2024	10:12	69.9		73.9	52.5
10/09/2024	10:17	66.5		70.9	53.7
10/09/2024	10:22	70.2		73.7	54.9
10/09/2024	10:27	72.3		74.7	57.1
10/09/2024	10:32	71.6	69.4	74.4	58.1
10/09/2024	10:37	69.6		73.2	57.5
10/09/2024	10:42	69.3		72.5	58.1
10/09/2024	10:47	67.9		71.3	60.7
10/09/2024	10:52	68.8		70.9	53.2
10/09/2024	10:57	68.4		71.2	55.4
10/09/2024	11:02	69.4	68.5	73.8	55.8
10/09/2024	11:07	70.0		72.3	58.4
10/09/2024	11:12	68.6		71.7	58.9
10/09/2024	11:17	67.7		71.3	59.8
10/09/2024	11:22	66.6		70.2	59.6
10/09/2024	11:27	67.9		72.0	59.6
10/09/2024	11:32	67.2	69.0	70.3	59.1
10/09/2024	11:37	71.1		73.7	58.6
10/09/2024	11:42	67.2		71.0	59.5
10/09/2024	11:47	66.5		70.6	59.0
10/09/2024	11:52	65.2		68.4	57.5
10/09/2024	11:57	72.1		73.3	59.2
10/09/2024	12:02	69.7	70.3	72.2	59.4
10/09/2024	12:07	70.5		71.6	58.1
10/09/2024	12:12	67.4		69.8	57.8
10/09/2024	12:17	73.7		74.8	59.5
10/09/2024	12:22	68.4		70.6	58.2
10/09/2024	12:27	69.0		72.4	59.6
10/09/2024	12:32	69.8	69.5	72.2	58.1
10/09/2024	12:37	67.2		70.6	58.3
10/09/2024	12:42	69.3		72.6	53.5
10/09/2024	12:47	68.7		72.1	51.3
10/09/2024	12:52	70.8		73.5	55.6
10/09/2024	12:57	70.3		72.9	52.5
10/09/2024	13:02	68.4	69.2	72.9	55.1
10/09/2024	13:07	66.2		69.9	51.7
10/09/2024	13:12	68.5		71.9	53.4
10/09/2024	13:17	64.9		69.5	50.1
10/09/2024	13:22	73.5		75.4	55.2
10/09/2024	13:27	68.3		71.8	51.8
10/09/2024	13:32	70.3	68.8	72.6	53.4
10/09/2024	13:37	71.5		72.2	52.8
10/09/2024	13:42	69.3		72.2	54.5
10/09/2024	13:47	66.9		70.4	57.1
10/09/2024	13:52	65.2		66.8	51.7
10/09/2024	13:57	65.8		68.9	52.6
10/09/2024	14:02	63.9	64.1	64.5	51.2
10/09/2024	14:07	63.9		66.4	52.5
10/09/2024	14:12	64.4		67.4	51.6
10/09/2024	14:17	64.4		66.0	51.6
10/09/2024	14:22	63.8		64.4	52.3
10/09/2024	14:27	64.1		65.3	51.3
10/09/2024	14:32	62.3	63.7	65.0	49.3
10/09/2024	14:37	62.6		65.9	49.1
10/09/2024	14:42	61.4		62.1	50.0
10/09/2024	14:47	64.3		68.3	49.2
10/09/2024	14:52	66.7		67.6	52.9
10/09/2024	14:57	62.3		65.2	49.3
10/09/2024	15:02	59.9	60.5	60.8	45.8
10/09/2024	15:07	61.1		64.2	46.2
10/09/2024	15:12	61.8		62.8	49.0
10/09/2024	15:17	60.3		63.6	48.0
10/09/2024	15:22	59.6		62.3	48.2
10/09/2024	15:27	59.7		61.4	45.9
10/09/2024	15:32	59.3	59.7	62.1	45.6
10/09/2024	15:37	59.1		61.0	45.1
10/09/2024	15:42	59.3		61.8	46.3
10/09/2024	15:47	59.1		60.0	46.6
10/09/2024	15:52	60.8		61.5	47.1
10/09/2024	15:57	60.2		62.0	48.4
10/09/2024	16:02	58.8	59.4	60.7	47.1
10/09/2024	16:07	59.7		61.1	46.5
10/09/2024	16:12	59.3		62.1	45.7
10/09/2024	16:17	59.3		62.0	46.5
10/09/2024	16:22	59.4		61.0	46.0
10/09/2024	16:27	60.0		62.5	46.7
10/09/2024	16:32	59.1	60.2	59.9	47.2
10/09/2024	16:37	59.7		61.6	47.0
10/09/2024	16:42	61.9		62.6	49.2
10/09/2024	16:47	60.5		62.5	48.5
10/09/2024	16:52	59.7		60.7	45.3
10/09/2024	16:57	59.4		62.0	45.6
10/09/2024	17:02	59.9	59.5	62.4	46.7
10/09/2024	17:07	59.9		62.2	45.7
10/09/2024	17:12	60.0		62.7	48.3
10/09/2024	17:17	59.6		61.2	47.8
10/09/2024	17:22	59.0		61.7	47.5
10/09/2024	17:27	58.5		60.5	45.5
10/09/2024	17:32	59.8	60.0	62.3	44.9
10/09/2024	17:37	60.2		61.3	45.9
10/09/2024	17:42	61.2		65.5	45.6
10/09/2024	17:47	60.3		63.0	48.1
10/09/2024	17:52	58.8		61.4	45.1
10/09/2024	17:57	59.3		61.5	45.2
10/09/2024	18:02	59.7	59.4	62.9	45.7
10/09/2024	18:07	58.7		60.6	45.0
10/09/2024	18:12	59.2		61.3	47.2
10/09/2024	18:17	60.6		61.3	47.9
10/09/2024	18:22	58.8		61.8	46.1
10/09/2024	18:27	58.8		60.8	45.9
10/09/2024	18:32	68.4	66.4	72.8	47.5
10/09/2024	18:37	68.4		73.0	46.0
10/09/2024	18:42	58.7		62.3	45.7
10/09/2024	18:47	69.9		75.9	44.8
10/09/2024	18:52	59.2		62.2	46.8
10/09/2024	18:57	58.9		61.1	46.9
		Mean	65.8		
		Maximum	70.3		
		Minimum	59.4		

Date	Start Time	Leq (5mins)	Leq (30mins)	L10 (5mins)	L90 (5mins)
11/09/2024	7:02	59.8	58.8	62.7	45.2
11/09/2024	7:07	57.7		58.5	46.0
11/09/2024	7:12	57.9		60.7	46.1
11/09/2024	7:17	58.5		61.0	46.6
11/09/2024	7:22	59.1		60.6	46.7
11/09/2024	7:27	59.4		60.6	47.1
11/09/2024	7:32	58.8	60.9	61.4	45.3
11/09/2024	7:37	59.8		63.7	46.7
11/09/2024	7:42	65.7		70.3	47.9
11/09/2024	7:47	59.3		61.6	43.5
11/09/2024	7:52	57.0		58.9	43.5
11/09/2024	7:57	57.9		58.5	45.3
11/09/2024	8:02	59.9	60.5	63.8	46.3
11/09/2024	8:07	59.9		63.1	46.9
11/09/2024	8:12	61.7		65.5	44.9
11/09/2024	8:17	62.4		63.1	45.8
11/09/2024	8:22	59.1		62.4	44.5
11/09/2024	8:27	59.0		62.4	46.7
11/09/2024	8:32	58.3	58.3	61.4	45.4
11/09/2024	8:37	58.2		60.9	44.4
11/09/2024	8:42	58.3		60.4	45.2
11/09/2024	8:47	57.3		60.2	44.7
11/09/2024	8:52	58.7		61.3	45.8
11/09/2024	8:57	58.6		59.4	45.7
11/09/2024	9:02	59.5	59.1	61.5	46.6
11/09/2024	9:07	60.8		65.9	45.9
11/09/2024	9:12	58.9		61.3	46.6
11/09/2024	9:17	58.6		60.5	46.9
11/09/2024	9:22	58.4		61.1	45.7
11/09/2024	9:27	58.0		59.4	45.5
11/09/2024	9:32	58.5	59.4	61.1	45.5
11/09/2024	9:37	59.5		60.6	47.4
11/09/2024	9:42	58.9		60.9	45.9
11/09/2024	9:47	58.0		59.9	44.2
11/09/2024	9:52	60.3		62.5	47.0
11/09/2024	9:57	60.4		61.6	46.4
11/09/2024	10:02	59.1	59.4	61.6	47.4
11/09/2024	10:07	58.5		59.0	46.0
11/09/2024	10:12	60.1		60.2	46.1
11/09/2024	10:17	60.0		61.2	44.5
11/09/2024	10:22	59.2		61.6	46.0
11/09/2024	10:27	59.0		61.9	47.6
11/09/2024	10:32	59.9	60.3	63.0	45.6
11/09/2024	10:37	60.0		62.2	47.1
11/09/2024	10:42	59.2		61.2	46.3
11/09/2024	10:47	58.9		60.8	46.1
11/09/2024	10:52	61.2		66.3	46.9
11/09/2024	10:57	62.0		65.7	46.8
11/09/2024	11:02	63.7	60.5	70.6	45.2
11/09/2024	11:07	59.7		61.5	47.7
11/09/2024	11:12	59.3		60.2	46.7
11/09/2024	11:17	59.2		59.8	46.7
11/09/2024	11:22	59.5		62.0	46.1
11/09/2024	11:27	59.6		62.3	48.2
11/09/2024	11:32	59.6		61.8	45.8
11/09/2024	11:37	60.4		62.6	46.5
		Mean	59.7		
		Maximum	60.9		
		Minimum	58.3		

Summary of Noise Monitoring Results during 07:00 - 19:00 at CM21	
	Leq (30mins)
Mean	67.8
Maximum	74.9
Minimum	57.6

Note:

1. The Leq (5mins) values within the time slots that do not have six consecutive Leq (5mins) values are not included in calculation of Leq (30mins).
2. Data gaps appear starting from the afternoon on 4 September 2024 to the morning on 9 September 2024 during the suspension of monitoring due to the super typhoon Yagi.
3. Short periods of data gaps in tables are due to suspension of monitoring during replacement of batteries for the sound level meter.

Station: CM21

Date	Start Time	Leq (5mins)	Leq (30mins)	L10 (5mins)	L90 (5mins)
23/08/2024	19:02	66.9	66.4	69.6	48.0
23/08/2024	19:07	65.7		68.2	47.5
23/08/2024	19:12	64.9		67.9	47.5
23/08/2024	19:17	66.7		69.4	48.2
23/08/2024	19:22	66.9		71.5	47.1
23/08/2024	19:27	66.9		68.0	46.9
23/08/2024	19:32	65.2	66.4	68.7	48.5
23/08/2024	19:37	63.9		66.5	48.4
23/08/2024	19:42	62.5		66.1	48.5
23/08/2024	19:47	69.4		71.6	48.5
23/08/2024	19:52	63.9		66.8	49.0
23/08/2024	19:57	68.7		71.5	48.6
23/08/2024	20:02	69.3	68.8	72.5	50.5
23/08/2024	20:07	65.0		67.8	49.0
23/08/2024	20:12	68.0		70.5	48.9
23/08/2024	20:17	69.1		69.2	48.3
23/08/2024	20:22	65.4		67.4	49.1
23/08/2024	20:27	72.0		73.6	49.5
23/08/2024	20:32	64.7	65.4	67.2	48.8
23/08/2024	20:37	63.7		66.2	48.5
23/08/2024	20:42	64.8		67.0	49.2
23/08/2024	20:47	68.0		71.2	49.8
23/08/2024	20:52	66.0		70.3	48.9
23/08/2024	20:57	63.0		67.1	47.8
23/08/2024	21:02	60.6	64.8	63.8	48.0
23/08/2024	21:07	66.4		68.0	48.4
23/08/2024	21:12	61.0		64.1	48.2
23/08/2024	21:17	66.0		68.5	49.0
23/08/2024	21:22	67.6		68.0	48.0
23/08/2024	21:27	62.5		66.1	48.2
23/08/2024	21:32	63.5	65.3	65.3	47.8
23/08/2024	21:37	64.0		66.4	48.0
23/08/2024	21:42	68.7		70.3	49.3
23/08/2024	21:47	63.5		64.3	47.4
23/08/2024	21:52	64.7		67.1	47.8
23/08/2024	21:57	64.6		66.9	48.5
23/08/2024	22:02	63.9	64.8	66.6	47.8
23/08/2024	22:07	62.1		66.2	47.7
23/08/2024	22:12	69.1		72.5	48.0
23/08/2024	22:17	62.6		63.9	47.4
23/08/2024	22:22	63.5		64.7	47.4
23/08/2024	22:27	63.1		65.4	47.5
23/08/2024	22:32	64.8	64.2	66.5	48.0
23/08/2024	22:37	62.0		63.9	47.6
23/08/2024	22:42	64.8		65.4	47.9
23/08/2024	22:47	63.4		67.6	47.3
23/08/2024	22:52	66.1		68.2	47.3
23/08/2024	22:57	62.7		63.4	56.3
		Mean	65.8		
		Maximum	68.8		
		Minimum	64.2		

Date	Start Time	Leq (5mins)	Leq (30mins)	L10 (5mins)	L90 (5mins)
24/08/2024	19:02	67.6	65.7	69.5	48.0
24/08/2024	19:07	63.8		67.1	47.1
24/08/2024	19:12	65.7		68.9	46.4
24/08/2024	19:17	66.3		68.2	46.2
24/08/2024	19:22	60.9		64.8	46.6
24/08/2024	19:27	67.1		70.4	48.6
24/08/2024	19:32	66.3	65.9	69.8	46.8
24/08/2024	19:37	66.8		70.5	47.5
24/08/2024	19:42	65.0		67.6	47.5
24/08/2024	19:47	67.1		68.0	47.7
24/08/2024	19:52	65.1		68.0	48.9
24/08/2024	19:57	64.6		66.0	49.8
24/08/2024	20:02	61.1	63.0	64.5	47.6
24/08/2024	20:07	62.6		66.5	48.0
24/08/2024	20:12	64.2		67.8	47.8
24/08/2024	20:17	64.3		67.1	47.5
24/08/2024	20:22	59.9		63.3	48.7
24/08/2024	20:27	64.1		67.7	48.8
24/08/2024	20:32	64.9	66.0	68.1	49.1
24/08/2024	20:37	68.0		69.0	49.0
24/08/2024	20:42	63.0		66.4	48.9
24/08/2024	20:47	66.4		67.3	48.2
24/08/2024	20:52	66.4		69.7	49.3
24/08/2024	20:57	65.6		69.1	49.3
24/08/2024	21:02	62.6	63.8	65.5	49.2
24/08/2024	21:07	66.1		68.4	49.3
24/08/2024	21:12	62.4		66.1	48.7
24/08/2024	21:17	61.2		65.1	48.8
24/08/2024	21:22	64.7		68.4	49.6
24/08/2024	21:27	64.2		67.8	48.6
24/08/2024	21:32	63.8	65.7	66.7	48.0
24/08/2024	21:37	63.9		68.1	49.5
24/08/2024	21:42	67.5		68.6	48.9
24/08/2024	21:47	60.3		64.7	50.5
24/08/2024	21:52	69.2		72.4	50.2
24/08/2024	21:57	64.1		67.2	49.3
24/08/2024	22:02	64.1	65.1	67.8	48.5
24/08/2024	22:07	67.2		70.5	49.1
24/08/2024	22:12	65.4		68.9	49.3
24/08/2024	22:17	64.4		67.9	48.5
24/08/2024	22:22	63.7		66.0	48.4
24/08/2024	22:27	64.7		68.8	48.4
24/08/2024	22:32	63.7	62.5	65.3	48.3
24/08/2024	22:37	62.1		65.4	47.8
24/08/2024	22:42	62.3		63.3	48.2
24/08/2024	22:47	59.7		62.6	47.5
24/08/2024	22:52	65.4		66.1	47.9
24/08/2024	22:57	56.9		58.8	47.2
		Mean	64.7		
		Maximum	66.0		
		Minimum	62.5		

Date	Start Time	Leq (5mins)	Leq (30mins)	L10 (5mins)	L90 (5mins)
25/08/2024	19:02	65.8	64.1	67.0	47.6
25/08/2024	19:07	63.6		67.0	46.9
25/08/2024	19:12	65.0		68.1	47.4
25/08/2024	19:17	64.6		66.8	46.9
25/08/2024	19:22	62.1		65.9	46.1
25/08/2024	19:27	62.5		67.0	47.3
25/08/2024	19:32	62.2	66.4	66.0	47.5
25/08/2024	19:37	70.9		72.4	47.3
25/08/2024	19:42	65.8		69.9	48.2
25/08/2024	19:47	61.7		66.0	47.4
25/08/2024	19:52	65.7		65.9	54.1
25/08/2024	19:57	65.3		66.2	54.5
25/08/2024	20:02	64.5	63.6	67.7	54.6
25/08/2024	20:07	63.6		66.7	54.4
25/08/2024	20:12	64.6		67.4	54.6
25/08/2024	20:17	60.2		64.0	54.7
25/08/2024	20:22	63.3		67.2	54.7
25/08/2024	20:27	63.9		64.6	54.8
25/08/2024	20:32	61.5	63.8	64.8	55.0
25/08/2024	20:37	65.7		69.3	48.6
25/08/2024	20:42	63.7		67.8	48.7
25/08/2024	20:47	63.0		67.0	48.8
25/08/2024	20:52	64.2		68.0	47.9
25/08/2024	20:57	63.7		68.1	48.3
25/08/2024	21:02	64.2	63.5	67.6	48.5
25/08/2024	21:07	62.9		66.4	48.5
25/08/2024	21:12	62.2		66.8	48.9
25/08/2024	21:17	64.1		67.8	48.9
25/08/2024	21:22	63.2		67.6	48.4
25/08/2024	21:27	63.8		67.4	50.5
25/08/2024	21:32	64.4	65.2	67.6	50.0
25/08/2024	21:37	63.5		69.0	48.6
25/08/2024	21:42	63.5		67.6	49.0
25/08/2024	21:47	69.5		70.7	49.7
25/08/2024	21:52	62.5		66.5	48.8
25/08/2024	21:57	62.8		66.7	49.1
25/08/2024	22:02	65.1	63.7	68.0	48.7
25/08/2024	22:07	62.9		66.9	48.6
25/08/2024	22:12	62.4		66.7	48.3
25/08/2024	22:17	64.3		68.4	48.8
25/08/2024	22:22	64.2		67.8	47.9
25/08/2024	22:27	62.7		66.5	48.1
25/08/2024	22:32	61.4	65.1	64.6	51.0
25/08/2024	22:37	68.8		69.8	48.3
25/08/2024	22:42	65.2		65.3	47.1
25/08/2024	22:47	67.3		69.3	47.6
25/08/2024	22:52	61.0		62.4	47.3
25/08/2024	22:57	56.2		57.2	47.3
		Mean	64.4		
		Maximum	66.4		
		Minimum	63.5		

Station: CM21

Date	Start Time	Leq (5mins)	Leq (30mins)	L10 (5mins)	L90 (5mins)
26/08/2024	19:02	62.1		65.7	49.2
26/08/2024	19:07	64.2		66.9	49.2
26/08/2024	19:12	62.9	64.2	66.4	49.1
26/08/2024	19:17	63.6		66.1	49.3
26/08/2024	19:22	59.8		64.2	48.0
26/08/2024	19:27	67.9		70.3	49.6
26/08/2024	19:32	66.9		69.3	49.1
26/08/2024	19:37	63.1		66.3	48.9
26/08/2024	19:42	65.5	66.7	68.5	49.2
26/08/2024	19:47	67.2		70.5	49.2
26/08/2024	19:52	65.8		70.1	48.8
26/08/2024	19:57	69.3		72.4	48.9
26/08/2024	20:02	64.4		69.2	49.0
26/08/2024	20:07	67.0		70.4	49.0
26/08/2024	20:12	65.2	66.4	67.6	50.3
26/08/2024	20:17	68.4		72.1	49.4
26/08/2024	20:22	66.3		68.3	48.2
26/08/2024	20:27	66.1		68.5	48.7
26/08/2024	20:32	68.0		70.6	49.1
26/08/2024	20:37	65.5		69.7	49.1
26/08/2024	20:42	64.5	65.4	67.6	47.5
26/08/2024	20:47	60.3		63.4	48.3
26/08/2024	20:52	66.6		68.3	48.8
26/08/2024	20:57	64.2		67.4	48.6
26/08/2024	21:02	68.0		69.3	48.7
26/08/2024	21:07	65.4		68.3	48.2
26/08/2024	21:12	62.2	65.6	65.0	47.4
26/08/2024	21:17	61.9		65.2	48.0
26/08/2024	21:22	63.8		67.6	49.2
26/08/2024	21:27	68.0		69.6	49.3
26/08/2024	21:32	63.3		63.7	48.3
26/08/2024	21:37	61.8		65.1	47.8
26/08/2024	21:42	61.1	64.1	62.9	48.1
26/08/2024	21:47	66.5		67.9	48.3
26/08/2024	21:52	63.9		65.9	47.9
26/08/2024	21:57	65.6		66.6	48.7
26/08/2024	22:02	64.5		65.9	47.3
26/08/2024	22:07	62.3		65.4	48.5
26/08/2024	22:12	67.3	66.5	69.7	48.6
26/08/2024	22:17	70.4		72.8	48.0
26/08/2024	22:22	63.4		66.2	48.4
26/08/2024	22:27	66.0		68.1	48.2
26/08/2024	22:32	65.1		65.9	48.3
26/08/2024	22:37	59.2		61.0	46.9
26/08/2024	22:42	59.7	64.5	62.2	46.8
26/08/2024	22:47	68.8		69.4	48.1
26/08/2024	22:52	62.7		65.6	47.2
26/08/2024	22:57	64.1		66.0	47.0
		Mean	65.4		
		Maximum	66.7		
		Minimum	64.1		

Date	Start Time	Leq (5mins)	Leq (30mins)	L10 (5mins)	L90 (5mins)
27/08/2024	19:02	62.3		66.5	48.6
27/08/2024	19:07	63.6		67.3	48.5
27/08/2024	19:12	60.3	64.2	63.4	47.9
27/08/2024	19:17	65.8		69.0	48.2
27/08/2024	19:22	64.6		68.4	48.2
27/08/2024	19:27	66.0		68.2	48.8
27/08/2024	19:32	66.7		68.5	49.7
27/08/2024	19:37	60.7		63.5	49.1
27/08/2024	19:42	64.6	64.8	67.0	50.0
27/08/2024	19:47	65.8		66.6	49.1
27/08/2024	19:52	63.5		67.7	49.6
27/08/2024	19:57	65.1		68.2	48.3
27/08/2024	20:02	65.3		68.2	48.8
27/08/2024	20:07	69.7		71.6	49.4
27/08/2024	20:12	60.3	65.5	63.8	48.5
27/08/2024	20:17	65.3		69.1	49.4
27/08/2024	20:22	64.8		68.7	48.9
27/08/2024	20:27	60.9		64.8	48.1
27/08/2024	20:32	65.8		68.1	49.9
27/08/2024	20:37	65.0		69.0	48.2
27/08/2024	20:42	67.2	66.7	68.9	49.0
27/08/2024	20:47	65.2		68.5	47.8
27/08/2024	20:52	66.7		68.4	48.5
27/08/2024	20:57	68.9		69.8	48.8
27/08/2024	21:02	65.2		69.1	48.5
27/08/2024	21:07	65.1		68.7	48.4
27/08/2024	21:12	63.7	65.2	68.0	49.1
27/08/2024	21:17	66.4		69.4	49.3
27/08/2024	21:22	63.6		67.1	49.1
27/08/2024	21:27	66.3		70.2	48.7
27/08/2024	21:32	64.4		64.5	49.4
27/08/2024	21:37	64.1		65.9	48.3
27/08/2024	21:42	64.3	63.8	66.9	49.2
27/08/2024	21:47	63.9		67.9	48.5
27/08/2024	21:52	64.1		67.2	49.0
27/08/2024	21:57	61.8		63.5	48.2
27/08/2024	22:02	62.0		66.0	48.4
27/08/2024	22:07	58.3		62.7	47.5
27/08/2024	22:12	70.5	65.3	72.9	49.7
27/08/2024	22:17	63.5		66.6	48.6
27/08/2024	22:22	64.5		65.4	47.8
27/08/2024	22:27	62.0		64.0	48.2
27/08/2024	22:32	59.4		60.8	48.0
27/08/2024	22:37	60.6		62.3	47.3
27/08/2024	22:42	56.3	59.9	58.2	47.6
27/08/2024	22:47	60.7		62.9	47.6
27/08/2024	22:52	62.4		63.3	47.2
27/08/2024	22:57	57.0		59.9	46.6
		Mean	64.4		
		Maximum	66.7		
		Minimum	59.9		

Date	Start Time	Leq (5mins)	Leq (30mins)	L10 (5mins)	L90 (5mins)
28/08/2024	19:02	64.9		68.1	49.2
28/08/2024	19:07	67.2		71.1	50.0
28/08/2024	19:12	65.7	66.7	67.4	49.2
28/08/2024	19:17	68.1		71.5	49.8
28/08/2024	19:22	64.0		67.3	50.0
28/08/2024	19:27	68.4		72.3	51.4
28/08/2024	19:32	63.2		67.8	49.2
28/08/2024	19:37	65.2		67.8	48.9
28/08/2024	19:42	65.5	67.1	70.4	48.3
28/08/2024	19:47	67.2		67.9	49.1
28/08/2024	19:52	70.4		73.5	50.0
28/08/2024	19:57	67.3		68.9	51.5
28/08/2024	20:02	63.6		67.4	49.3
28/08/2024	20:07	67.3		68.0	49.3
28/08/2024	20:12	65.2	65.4	68.7	49.2
28/08/2024	20:17	65.5		67.9	49.2
28/08/2024	20:22	64.5		67.7	49.0
28/08/2024	20:27	65.1		66.1	48.9
28/08/2024	20:32	63.6		66.8	49.2
28/08/2024	20:37	64.4		68.5	49.7
28/08/2024	20:42	67.2	65.3	67.9	48.6
28/08/2024	20:47	66.4		68.1	48.4
28/08/2024	20:52	65.5		69.4	48.0
28/08/2024	20:57	62.8		65.8	48.6
28/08/2024	21:02	64.0		65.0	47.6
28/08/2024	21:07	64.4		66.0	49.8
28/08/2024	21:12	63.1	63.8	65.4	49.3
28/08/2024	21:17	60.0		63.2	48.3
28/08/2024	21:22	63.1		66.7	48.4
28/08/2024	21:27	66.2		69.6	49.3
28/08/2024	21:32	64.6		66.7	47.9
28/08/2024	21:37	65.1		68.8	48.8
28/08/2024	21:42	63.5	65.0	67.9	49.1
28/08/2024	21:47	66.7		66.8	48.2
28/08/2024	21:52	65.9		70.5	48.6
28/08/2024	21:57	63.0		66.2	48.2
28/08/2024	22:02	62.7		65.9	48.6
28/08/2024	22:07	66.1		66.3	48.6
28/08/2024	22:12	64.5	63.9	65.2	48.0
28/08/2024	22:17	63.9		66.9	48.8
28/08/2024	22:22	62.7		68.9	48.0
28/08/2024	22:27	62.5		62.6	48.0
28/08/2024	22:32	62.4		64.9	48.5
28/08/2024	22:37	64.2		66.0	47.8
28/08/2024	22:42	64.1	62.4	65.2	47.1
28/08/2024	22:47	57.8		58.1	47.5
28/08/2024	22:52	59.8		60.7	47.0
28/08/2024	22:57	62.9		65.3	47.5
		Mean	64.9		
		Maximum	67.1		
		Minimum	62.4		

Station: CM21

Date	Start Time	Leq (5mins)	Leq (30mins)	L10 (5mins)	L90 (5mins)
29/08/2024	19:02	70.0		73.1	62.9
29/08/2024	19:07	67.6		71.3	59.7
29/08/2024	19:12	66.4	67.5	70.1	58.7
29/08/2024	19:17	66.7		70.3	58.2
29/08/2024	19:22	66.6		70.9	56.8
29/08/2024	19:27	66.5		71.3	54.6
29/08/2024	19:32	67.5		71.3	51.3
29/08/2024	19:37	65.2		68.3	50.0
29/08/2024	19:42	67.7	66.3	72.7	49.4
29/08/2024	19:47	64.0		67.0	47.4
29/08/2024	19:52	67.2		71.5	51.5
29/08/2024	19:57	65.1		69.7	47.9
29/08/2024	20:02	66.6		70.6	47.5
29/08/2024	20:07	65.6		68.7	47.5
29/08/2024	20:12	68.0	66.2	69.9	48.2
29/08/2024	20:17	65.2		69.7	48.4
29/08/2024	20:22	65.0		68.3	47.6
29/08/2024	20:27	65.9		70.0	49.0
29/08/2024	20:32	62.7		66.2	47.7
29/08/2024	20:37	65.0		68.5	47.9
29/08/2024	20:42	64.7	65.7	69.1	49.2
29/08/2024	20:47	68.3		70.2	49.2
29/08/2024	20:52	66.3		69.0	49.2
29/08/2024	20:57	65.4		68.1	47.4
29/08/2024	21:02	66.3		69.4	48.4
29/08/2024	21:07	62.2		65.4	46.6
29/08/2024	21:12	63.7	65.2	67.5	47.8
29/08/2024	21:17	66.9		70.6	50.4
29/08/2024	21:22	66.1		70.2	47.4
29/08/2024	21:27	64.5		66.4	46.2
29/08/2024	21:32	66.7		68.8	47.5
29/08/2024	21:37	65.4		66.5	46.6
29/08/2024	21:42	62.7	64.2	67.0	46.4
29/08/2024	21:47	62.9		65.7	46.5
29/08/2024	21:52	63.0		65.5	46.4
29/08/2024	21:57	62.8		65.3	47.0
29/08/2024	22:02	61.1		63.7	46.6
29/08/2024	22:07	62.0		65.4	46.0
29/08/2024	22:12	65.8	63.9	66.1	46.5
29/08/2024	22:17	62.3		66.6	46.6
29/08/2024	22:22	64.2		67.6	47.4
29/08/2024	22:27	65.9		68.8	47.3
29/08/2024	22:32	64.8		66.7	45.5
29/08/2024	22:37	64.0		66.2	45.0
29/08/2024	22:42	63.2	63.1	65.3	45.4
29/08/2024	22:47	62.7		66.2	45.0
29/08/2024	22:52	60.1		63.2	45.1
29/08/2024	22:57	62.7		63.1	48.3
		Mean	65.3		
		Maximum	67.5		
		Minimum	63.1		

Date	Start Time	Leq (5mins)	Leq (30mins)	L10 (5mins)	L90 (5mins)
30/08/2024	19:01	66.3		70.1	49.6
30/08/2024	19:06	68.1		72.2	49.8
30/08/2024	19:11	66.4	67.6	71.4	49.4
30/08/2024	19:16	66.1		71.1	50.3
30/08/2024	19:21	67.4		72.4	51.5
30/08/2024	19:26	70.0		70.2	48.5
30/08/2024	19:31	66.0		69.7	49.5
30/08/2024	19:36	67.5		71.7	49.8
30/08/2024	19:41	67.8	66.5	71.3	49.2
30/08/2024	19:46	65.8		70.1	49.5
30/08/2024	19:51	66.9		70.8	49.4
30/08/2024	19:56	63.6		65.8	49.2
30/08/2024	20:01	69.3		71.6	50.2
30/08/2024	20:06	68.0		71.9	48.6
30/08/2024	20:11	64.1	68.3	68.6	49.2
30/08/2024	20:16	64.9		68.1	48.5
30/08/2024	20:21	70.4		72.0	50.8
30/08/2024	20:26	69.7		69.8	49.0
30/08/2024	20:31	66.4		69.8	49.7
30/08/2024	20:36	67.7		72.1	50.0
30/08/2024	20:41	68.5	67.2	71.8	53.6
30/08/2024	20:46	68.6		71.7	50.4
30/08/2024	20:51	65.4		69.8	49.7
30/08/2024	20:56	64.9		68.7	49.1
30/08/2024	21:01	66.5		69.6	49.4
30/08/2024	21:06	67.1		71.4	48.9
30/08/2024	21:11	69.9	66.7	71.4	49.3
30/08/2024	21:16	63.0		67.7	48.4
30/08/2024	21:21	65.7		69.5	49.2
30/08/2024	21:26	64.7		69.9	50.7
30/08/2024	21:31	67.7		70.9	50.0
30/08/2024	21:36	66.6		69.0	50.4
30/08/2024	21:41	69.1	67.0	69.3	50.1
30/08/2024	21:46	67.4		71.2	51.0
30/08/2024	21:51	66.7		71.2	51.1
30/08/2024	21:56	61.9		66.0	50.1
30/08/2024	22:01	64.5		67.9	48.9
30/08/2024	22:06	66.1		69.7	50.9
30/08/2024	22:11	65.7	65.6	70.9	49.7
30/08/2024	22:16	68.5		69.3	49.3
30/08/2024	22:21	63.8		66.7	48.6
30/08/2024	22:26	62.9		66.8	49.3
30/08/2024	22:31	65.2		67.0	48.3
30/08/2024	22:36	63.6		66.8	48.1
30/08/2024	22:41	63.1	64.0	65.6	46.9
30/08/2024	22:46	64.7		66.5	48.2
30/08/2024	22:51	63.8		67.1	49.0
30/08/2024	22:56	63.1		65.6	47.8
		Mean	66.6		
		Maximum	68.3		
		Minimum	64.0		

Date	Start Time	Leq (5mins)	Leq (30mins)	L10 (5mins)	L90 (5mins)
31/08/2024	19:01	67.1		70.7	47.1
31/08/2024	19:06	65.4		68.8	46.8
31/08/2024	19:11	67.0	66.3	71.1	48.1
31/08/2024	19:16	66.7		69.8	47.3
31/08/2024	19:21	66.1		69.3	46.4
31/08/2024	19:26	65.1		68.6	47.4
31/08/2024	19:31	67.1		71.9	47.3
31/08/2024	19:36	63.5		67.2	46.9
31/08/2024	19:41	68.1	66.9	69.0	48.8
31/08/2024	19:46	63.9		65.7	47.7
31/08/2024	19:51	64.2		68.5	48.3
31/08/2024	19:56	70.1		70.9	48.1
31/08/2024	20:01	66.2		67.7	48.0
31/08/2024	20:06	65.0		69.8	48.0
31/08/2024	20:11	64.5	65.5	67.4	48.7
31/08/2024	20:16	68.6		70.0	49.5
31/08/2024	20:21	63.1		64.7	47.6
31/08/2024	20:26	62.2		65.4	48.6
31/08/2024	20:31	67.1		70.1	49.3
31/08/2024	20:36	63.8		68.2	49.2
31/08/2024	20:41	66.6	65.3	68.4	49.1
31/08/2024	20:46	64.9		68.6	48.3
31/08/2024	20:51	64.9		67.4	49.5
31/08/2024	20:56	63.5		67.1	48.0
31/08/2024	21:01	62.4		65.5	49.0
31/08/2024	21:06	67.9		69.4	49.1
31/08/2024	21:11	66.0	65.1	69.0	49.5
31/08/2024	21:16	62.7		65.5	49.2
31/08/2024	21:21	65.5		68.1	48.2
31/08/2024	21:26	63.5		68.1	48.1
31/08/2024	21:31	65.8		68.6	48.7
31/08/2024	21:36	61.9		66.6	48.8
31/08/2024	21:41	65.4	64.0	69.2	49.3
31/08/2024	21:46	63.1		66.4	47.7
31/08/2024	21:51	64.4		69.3	48.6
31/08/2024	21:56	62.0		65.6	46.6
31/08/2024	22:01	62.9		67.2	47.1
31/08/2024	22:06	60.3		64.1	46.1
31/08/2024	22:11	61.2	63.3	65.6	47.5
31/08/2024	22:16	63.6		67.5	47.4
31/08/2024	22:21	64.0		66.8	48.5
31/08/2024	22:26	65.7		68.8	48.7
31/08/2024	22:31	61.2		62.2	47.5
31/08/2024	22:36	69.2		69.7	48.6
31/08/2024	22:41	61.9	64.5	63.6	46.3
31/08/2024	22:46	59.6		60.8	45.8
31/08/2024	22:51	56.3		57.1	44.8
31/08/2024	22:56	66.4		67.7	47.9
		Mean	65.1		
		Maximum	66.9		
		Minimum	63.3		

Station: CM21

Date	Start Time	Leq (5mins)	Leq (30mins)	L10 (5mins)	L90 (5mins)
1/09/2024	19:01	65.2	63.5	68.9	46.0
1/09/2024	19:06	63.8		66.4	46.5
1/09/2024	19:11	64.8		69.1	47.3
1/09/2024	19:16	62.3		66.2	47.2
1/09/2024	19:21	60.6		64.6	46.4
1/09/2024	19:26	62.8		67.0	46.6
1/09/2024	19:31	67.9	65.9	70.3	47.2
1/09/2024	19:36	63.2		68.2	48.4
1/09/2024	19:41	66.5		71.1	48.4
1/09/2024	19:46	66.1		70.0	52.3
1/09/2024	19:51	63.9		67.3	48.8
1/09/2024	19:56	65.9		69.3	50.1
1/09/2024	20:01	66.1	65.9	68.9	53.1
1/09/2024	20:06	64.2		68.2	52.7
1/09/2024	20:11	68.7		69.6	49.2
1/09/2024	20:16	63.8		67.7	49.8
1/09/2024	20:21	65.6		68.0	48.4
1/09/2024	20:26	64.8		68.6	49.1
1/09/2024	20:31	60.1	64.8	64.3	48.4
1/09/2024	20:36	66.9		68.9	48.6
1/09/2024	20:41	66.5		69.5	49.7
1/09/2024	20:46	65.0		69.0	49.9
1/09/2024	20:51	60.8		64.8	48.4
1/09/2024	20:56	65.3		69.2	49.4
1/09/2024	21:01	62.7	63.7	66.1	49.3
1/09/2024	21:06	62.4		64.8	54.7
1/09/2024	21:11	63.8		66.3	50.8
1/09/2024	21:16	64.2		67.7	49.4
1/09/2024	21:21	64.5		67.5	47.9
1/09/2024	21:26	64.1		67.9	49.1
1/09/2024	21:31	67.7	64.1	68.6	49.4
1/09/2024	21:36	62.1		64.7	48.1
1/09/2024	21:41	61.2		66.4	47.4
1/09/2024	21:46	65.9		66.8	47.8
1/09/2024	21:51	61.9		65.1	47.2
1/09/2024	21:56	60.6		64.1	47.6
1/09/2024	22:01	59.6	64.0	62.2	47.0
1/09/2024	22:06	65.5		66.0	47.4
1/09/2024	22:11	60.5		63.9	48.0
1/09/2024	22:16	64.5		65.6	49.0
1/09/2024	22:21	67.8		70.9	48.7
1/09/2024	22:26	58.6		60.3	46.8
1/09/2024	22:31	59.1	61.3	62.6	47.3
1/09/2024	22:36	62.6		63.6	47.7
1/09/2024	22:41	62.9		63.9	47.6
1/09/2024	22:46	58.7		62.0	47.1
1/09/2024	22:51	60.1		61.3	48.5
1/09/2024	22:56	62.2		62.7	46.5
		Mean	64.1		
		Maximum	65.9		
		Minimum	61.3		

Date	Start Time	Leq (5mins)	Leq (30mins)	L10 (5mins)	L90 (5mins)
2/09/2024	19:03	65.8	65.3	68.7	48.2
2/09/2024	19:08	64.1		68.1	48.8
2/09/2024	19:13	67.1		70.6	47.5
2/09/2024	19:18	65.7		69.4	47.6
2/09/2024	19:23	63.6		65.8	48.0
2/09/2024	19:28	64.7		67.4	48.2
2/09/2024	19:33	65.0	66.9	66.9	48.3
2/09/2024	19:38	63.5		66.6	47.7
2/09/2024	19:43	66.5		69.6	47.7
2/09/2024	19:48	70.1		72.1	49.2
2/09/2024	19:53	65.0		68.2	49.1
2/09/2024	19:58	67.8		69.6	47.9
2/09/2024	20:03	67.0	67.0	68.6	49.0
2/09/2024	20:08	66.3		69.0	49.8
2/09/2024	20:13	65.9		68.2	49.3
2/09/2024	20:18	69.3		73.4	49.5
2/09/2024	20:23	68.5		69.3	48.4
2/09/2024	20:28	62.0		64.8	46.2
2/09/2024	20:33	66.6	67.0	67.6	47.8
2/09/2024	20:38	68.7		70.3	49.2
2/09/2024	20:43	70.2		71.1	48.8
2/09/2024	20:48	61.9		62.8	48.8
2/09/2024	20:53	64.4		66.8	48.2
2/09/2024	20:58	65.2		67.5	48.7
2/09/2024	21:03	66.9	66.5	69.0	48.2
2/09/2024	21:08	67.2		68.2	48.3
2/09/2024	21:13	60.0		64.5	47.4
2/09/2024	21:18	68.9		71.3	48.0
2/09/2024	21:23	67.7		67.9	47.3
2/09/2024	21:28	62.5		64.4	47.8
2/09/2024	21:33	60.8	65.4	63.7	47.3
2/09/2024	21:38	59.9		63.3	47.5
2/09/2024	21:43	64.5		67.9	47.5
2/09/2024	21:48	68.9		69.9	48.9
2/09/2024	21:53	68.1		68.9	47.7
2/09/2024	21:58	62.5		63.5	49.5
2/09/2024	22:03	61.3	62.1	63.9	54.6
2/09/2024	22:08	65.6		65.7	54.9
2/09/2024	22:13	61.1		64.1	54.9
2/09/2024	22:18	61.9		64.2	55.5
2/09/2024	22:23	59.6		60.9	55.3
2/09/2024	22:28	60.2		62.9	55.3
2/09/2024	22:33	64.0	62.1	64.9	55.4
2/09/2024	22:38	61.7		64.5	55.3
2/09/2024	22:43	62.2		62.8	48.3
2/09/2024	22:48	61.2		62.0	49.0
2/09/2024	22:53	63.3		64.2	47.1
2/09/2024	22:58	57.7		59.9	47.4
		Mean	65.3		
		Maximum	67.0		
		Minimum	62.1		

Date	Start Time	Leq (5mins)	Leq (30mins)	L10 (5mins)	L90 (5mins)
3/09/2024	19:03	67.1	69.9	71.2	54.7
3/09/2024	19:08	69.3		72.5	58.5
3/09/2024	19:13	72.9		74.6	57.7
3/09/2024	19:18	70.5		74.1	58.9
3/09/2024	19:23	67.9		72.0	57.5
3/09/2024	19:28	69.4		72.5	55.0
3/09/2024	19:33	68.5	71.0	72.8	57.1
3/09/2024	19:38	71.3		71.5	55.7
3/09/2024	19:43	70.1		74.1	56.8
3/09/2024	19:48	72.7		76.4	58.2
3/09/2024	19:53	71.8		74.8	58.9
3/09/2024	19:58	70.1		73.7	51.4
3/09/2024	20:03	71.8	67.4	75.0	54.2
3/09/2024	20:08	70.2		73.5	52.0
3/09/2024	20:13	64.5		66.7	46.9
3/09/2024	20:18	65.9		69.0	47.8
3/09/2024	20:23	56.3		57.5	47.1
3/09/2024	20:28	56.0		56.4	48.6
3/09/2024	20:33	62.9	62.2	66.2	48.5
3/09/2024	20:38	57.5		58.1	45.8
3/09/2024	20:43	63.3		64.9	47.3
3/09/2024	20:48	59.8		62.5	47.4
3/09/2024	20:53	59.5		66.3	46.3
3/09/2024	20:58	65.4		66.9	48.0
3/09/2024	21:03	62.1	62.9	65.1	47.6
3/09/2024	21:08	61.5		64.7	47.2
3/09/2024	21:13	56.8		58.3	45.1
3/09/2024	21:18	62.1		65.7	47.0
3/09/2024	21:23	67.9		68.0	47.4
3/09/2024	21:28	56.4		61.0	45.0
3/09/2024	21:33	52.2	60.7	58.6	45.2
3/09/2024	21:38	64.1		65.2	47.5
3/09/2024	21:43	60.5		62.4	46.7
3/09/2024	21:48	56.6		59.7	47.9
3/09/2024	21:53	60.2		62.3	46.5
3/09/2024	21:58	62.3		63.0	46.4
3/09/2024	22:03	57.0	60.5	57.2	46.4
3/09/2024	22:08	64.6		67.0	45.9
3/09/2024	22:13	60.6		63.2	45.6
3/09/2024	22:18	54.9		59.0	45.6
3/09/2024	22:23	49.1		55.7	47.0
3/09/2024	22:28	62.5		64.6	45.0
3/09/2024	22:33	59.3	58.8	65.3	46.1
3/09/2024	22:38	61.8		65.3	44.3
3/09/2024	22:43	60.8		61.8	47.0
3/09/2024	22:48	50.7		54.4	45.7
3/09/2024	22:53	56.7		57.8	45.1
3/09/2024	22:58	56.3		63.0	45.6
		Mean	64.2		
		Maximum	71.0		
		Minimum	58.8		

Station: CM21

Date	Start Time	Leq (5mins)	Leq (30mins)	L10 (5mins)	L90 (5mins)
9/09/2024	19:02	70.1	66.6	71.8	48.3
9/09/2024	19:07	66.0		68.3	48.1
9/09/2024	19:12	64.7		67.8	48.2
9/09/2024	19:17	64.0		67.0	47.6
9/09/2024	19:22	65.7		68.7	49.0
9/09/2024	19:27	65.8		68.5	48.8
9/09/2024	19:32	65.7	65.1	68.2	48.3
9/09/2024	19:37	65.0		68.4	49.5
9/09/2024	19:42	62.9		66.2	49.1
9/09/2024	19:47	63.6		67.2	49.8
9/09/2024	19:52	64.0		66.6	52.0
9/09/2024	19:57	67.5		68.5	50.1
9/09/2024	20:02	60.5	68.0	63.1	49.3
9/09/2024	20:07	69.5		70.2	50.2
9/09/2024	20:12	68.8		68.9	49.5
9/09/2024	20:17	67.0		67.6	49.2
9/09/2024	20:22	68.6		70.9	48.9
9/09/2024	20:27	69.2		70.5	49.5
9/09/2024	20:32	65.8	63.5	70.0	48.6
9/09/2024	20:37	62.7		64.9	48.6
9/09/2024	20:42	65.7		67.8	47.8
9/09/2024	20:47	62.4		65.7	48.9
9/09/2024	20:52	59.6		60.6	48.0
9/09/2024	20:57	61.8		65.9	49.4
9/09/2024	21:02	64.4	65.1	67.0	48.0
9/09/2024	21:07	61.0		64.8	48.9
9/09/2024	21:12	62.0		63.5	48.1
9/09/2024	21:17	64.0		65.3	48.9
9/09/2024	21:22	67.7		71.0	48.7
9/09/2024	21:27	67.5		69.3	48.5
9/09/2024	21:32	58.1	63.3	60.5	46.8
9/09/2024	21:37	63.8		65.9	48.7
9/09/2024	21:42	63.7		67.2	49.6
9/09/2024	21:47	62.2		64.5	47.1
9/09/2024	21:52	66.1		69.6	47.4
9/09/2024	21:57	62.0		63.2	47.9
9/09/2024	22:02	64.0	62.1	66.1	47.3
9/09/2024	22:07	60.5		61.0	46.6
9/09/2024	22:12	64.1		67.0	47.7
9/09/2024	22:17	58.1		60.4	46.8
9/09/2024	22:22	62.6		64.8	46.6
9/09/2024	22:27	60.2		63.1	44.9
9/09/2024	22:32	66.3	62.6	70.2	47.6
9/09/2024	22:37	65.6		66.1	49.4
9/09/2024	22:42	60.0		63.1	53.7
9/09/2024	22:47	58.3		59.8	53.8
9/09/2024	22:52	59.4		62.5	53.9
9/09/2024	22:57	57.1		58.1	53.7
		Mean	64.5		
		Maximum	68.0		
		Minimum	62.1		

Date	Start Time	Leq (5mins)	Leq (30mins)	L10 (5mins)	L90 (5mins)
10/09/2024	19:02	58.9	59.9	60.4	46.7
10/09/2024	19:07	58.8		61.7	46.8
10/09/2024	19:12	61.4		64.5	47.1
10/09/2024	19:17	59.0		59.8	46.2
10/09/2024	19:22	60.0		63.2	47.7
10/09/2024	19:27	60.8		64.8	45.9
10/09/2024	19:32	59.3	58.6	61.2	45.5
10/09/2024	19:37	58.0		59.8	46.2
10/09/2024	19:42	58.7		59.7	44.6
10/09/2024	19:47	58.3		61.3	44.3
10/09/2024	19:52	58.4		59.4	46.3
10/09/2024	19:57	58.9		61.9	44.9
10/09/2024	20:02	58.7	59.5	60.4	46.2
10/09/2024	20:07	58.5		59.4	46.8
10/09/2024	20:12	59.0		61.8	46.2
10/09/2024	20:17	60.2		63.2	47.9
10/09/2024	20:22	60.9		62.1	46.8
10/09/2024	20:27	59.0		60.8	46.2
10/09/2024	20:32	58.7	59.1	60.3	47.0
10/09/2024	20:37	58.5		59.5	44.5
10/09/2024	20:42	59.1		59.7	46.5
10/09/2024	20:47	60.1		60.8	47.2
10/09/2024	20:52	59.5		62.5	45.3
10/09/2024	20:57	58.5		59.1	46.6
10/09/2024	21:02	59.0	58.7	61.7	46.7
10/09/2024	21:07	58.5		60.3	44.9
10/09/2024	21:12	58.3		60.4	44.6
10/09/2024	21:17	58.1		59.9	44.6
10/09/2024	21:22	59.8		60.8	47.9
10/09/2024	21:27	58.5		59.1	46.1
10/09/2024	21:32	60.1	60.5	64.5	46.7
10/09/2024	21:37	59.0		60.0	46.3
10/09/2024	21:42	59.2		60.0	46.5
10/09/2024	21:47	62.2		65.2	48.3
10/09/2024	21:52	61.6		63.5	47.3
10/09/2024	21:57	59.8		62.8	46.9
10/09/2024	22:02	60.1	59.7	62.2	46.1
10/09/2024	22:07	59.9		62.9	45.9
10/09/2024	22:12	59.1		61.9	47.3
10/09/2024	22:17	60.3		62.1	46.6
10/09/2024	22:22	59.7		60.3	47.0
10/09/2024	22:27	59.1		59.7	46.5
10/09/2024	22:32	59.7	59.7	61.5	46.9
10/09/2024	22:37	59.6		62.5	48.0
10/09/2024	22:42	60.4		62.8	47.4
10/09/2024	22:47	59.8		61.0	46.8
10/09/2024	22:52	59.1		62.0	45.3
10/09/2024	22:57	59.7		60.6	46.2
		Mean	59.5		
		Maximum	60.5		
		Minimum	58.6		

Summary of Noise Monitoring Results during 19:00 - 23:00 at CM21	
	Leq (30mins)
Mean	64.6
Maximum	71.0
Minimum	58.6

Note:
1. The Leq (5mins) values within the time slots that do not have six consecutive Leq (5mins) values are not included in calculation of Leq (30mins).
2. Data gaps appear starting from the afternoon on 4 September 2024 to the morning on 9 September 2024 during the suspension of monitoring due to the super typhoon Yagi.
3. Short periods of data gaps in tables are due to suspension of monitoring during replacement of batteries for the sound level meter.

Station: CM21

Date	Start Time	Leq (5mins)	Leq (30mins)	L10 (5mins)	L90 (5mins)
23/08/2024	23:02	62.0	63.1	64.8	56.2
23/08/2024	23:07	64.3		66.9	47.7
23/08/2024	23:12	63.3		64.4	47.4
23/08/2024	23:17	62.5		63.9	47.1
23/08/2024	23:22	63.3		65.3	47.7
23/08/2024	23:27	63.0		64.6	47.4
23/08/2024	23:32	61.6	60.4	61.7	46.4
23/08/2024	23:37	60.0		68.8	46.5
23/08/2024	23:42	55.9		58.7	46.9
23/08/2024	23:47	60.6		62.2	48.0
23/08/2024	23:52	62.8		64.4	47.8
23/08/2024	23:57	58.2		63.7	50.0
		Mean	61.7		
		Maximum	63.1		
		Minimum	60.4		

Date	Start Time	Leq (5mins)	Leq (30mins)	L10 (5mins)	L90 (5mins)
24/08/2024	0:02	60.3	63.4	68.6	49.3
24/08/2024	0:07	64.8		66.6	48.8
24/08/2024	0:12	66.9		67.5	48.9
24/08/2024	0:17	64.5		68.8	48.6
24/08/2024	0:22	58.5		61.3	48.1
24/08/2024	0:27	58.0		62.9	48.4
24/08/2024	0:32	58.5	62.1	60.3	48.1
24/08/2024	0:37	59.9		63.4	48.1
24/08/2024	0:42	62.2		63.2	47.5
24/08/2024	0:47	56.6		58.8	47.1
24/08/2024	0:52	66.9		69.5	47.3
24/08/2024	0:57	59.8		60.2	46.5
24/08/2024	1:02	49.4	61.3	49.6	46.2
24/08/2024	1:07	58.2		61.6	44.8
24/08/2024	1:12	62.7		66.9	46.2
24/08/2024	1:17	62.0		63.6	46.8
24/08/2024	1:22	61.1		63.9	46.4
24/08/2024	1:27	64.2		65.9	45.7
24/08/2024	1:32	51.9	59.5	57.8	45.3
24/08/2024	1:37	63.6		66.6	45.0
24/08/2024	1:42	59.7		62.7	46.8
24/08/2024	1:47	59.6		61.6	46.2
24/08/2024	1:52	53.6		62.3	46.3
24/08/2024	1:57	59.3		60.8	46.3
24/08/2024	2:02	55.5	60.4	64.6	45.7
24/08/2024	2:07	54.7		61.8	45.0
24/08/2024	2:12	61.3		65.9	45.6
24/08/2024	2:17	62.7		67.9	45.3
24/08/2024	2:22	62.8		65.9	44.6
24/08/2024	2:27	59.1		63.9	44.0
24/08/2024	2:32	58.1	58.9	59.7	43.8
24/08/2024	2:37	63.3		64.0	43.7
24/08/2024	2:42	44.8		45.7	43.6
24/08/2024	2:47	59.6		62.7	43.4
24/08/2024	2:52	57.2		59.2	43.2
24/08/2024	2:57	55.6		58.2	42.8
24/08/2024	3:02	58.2	55.9	59.5	43.3
24/08/2024	3:07	57.9		58.4	44.4
24/08/2024	3:12	51.9		62.9	42.6
24/08/2024	3:17	59.1		60.9	43.4
24/08/2024	3:22	48.1		48.5	43.6
24/08/2024	3:27	45.0		46.8	44.0
24/08/2024	3:32	66.0	62.1	66.7	42.7
24/08/2024	3:37	55.5		57.5	43.8
24/08/2024	3:42	66.2		67.7	43.9
24/08/2024	3:47	45.2		46.0	43.9
24/08/2024	3:52	60.0		62.5	42.9
24/08/2024	3:57	54.6		56.6	42.6
24/08/2024	4:02	60.1	60.4	65.2	42.4
24/08/2024	4:07	62.3		64.3	44.1
24/08/2024	4:12	63.3		65.4	43.3
24/08/2024	4:17	57.0		62.5	43.2
24/08/2024	4:22	60.8		61.6	42.7
24/08/2024	4:27	44.1		44.9	42.7
24/08/2024	4:32	64.6	63.0	69.6	43.1
24/08/2024	4:37	63.0		64.9	42.9
24/08/2024	4:42	57.4		59.1	44.1
24/08/2024	4:47	64.2		66.1	44.6
24/08/2024	4:52	60.3		64.3	43.1
24/08/2024	4:57	64.4		66.1	46.2
24/08/2024	5:02	61.8	67.5	62.5	48.4
24/08/2024	5:07	62.9		63.9	48.7
24/08/2024	5:12	65.0		66.8	48.8
24/08/2024	5:17	62.9		66.6	48.2
24/08/2024	5:22	73.2		75.4	50.0
24/08/2024	5:27	66.6		68.6	48.8
24/08/2024	5:32	70.8	68.2	72.8	49.2
24/08/2024	5:37	66.1		69.7	50.0
24/08/2024	5:42	65.8		66.9	49.4
24/08/2024	5:47	68.3		70.1	50.0
24/08/2024	5:52	70.3		71.2	49.5
24/08/2024	5:57	62.8		63.5	48.6
24/08/2024	6:02	72.2	69.4	73.5	50.9
24/08/2024	6:07	68.3		69.3	50.0
24/08/2024	6:12	67.9		71.7	50.9
24/08/2024	6:17	67.8		68.2	49.7
24/08/2024	6:22	70.4		72.3	49.6
24/08/2024	6:27	67.4		71.6	50.9
24/08/2024	6:32	67.1	69.5	71.6	50.4
24/08/2024	6:37	68.8		72.3	50.4
24/08/2024	6:42	65.0		68.3	49.5
24/08/2024	6:47	65.7		68.7	49.8
24/08/2024	6:52	68.3		70.9	58.1
24/08/2024	6:57	74.3		75.2	59.0

24/08/2024	23:02	62.3	63.0	64.3	47.8
24/08/2024	23:07	66.9		68.1	47.9
24/08/2024	23:12	63.3		66.9	47.6
24/08/2024	23:17	58.4		60.4	47.2
24/08/2024	23:22	62.4		66.4	47.2
24/08/2024	23:27	59.5		63.4	47.3
24/08/2024	23:32	59.3	59.8	63.9	46.6
24/08/2024	23:37	63.6		65.7	47.6
24/08/2024	23:42	61.2		61.7	46.9
24/08/2024	23:47	52.1		59.5	47.4
24/08/2024	23:52	53.6		58.8	46.6
24/08/2024	23:57	59.4		62.4	47.2
		Mean	62.8		
		Maximum	69.5		
		Minimum	55.9		

Station: CM21

Date	Start Time	Leq (5mins)	Leq (30mins)	L10 (5mins)	L90 (5mins)
25/08/2024	0:02	59.5	59.4	60.4	46.8
25/08/2024	0:07	59.4		60.9	46.8
25/08/2024	0:12	61.3		63.8	46.3
25/08/2024	0:17	61.8		65.2	46.5
25/08/2024	0:22	46.9		47.9	45.9
25/08/2024	0:27	57.6		62.0	46.5
25/08/2024	0:32	62.0	61.0	63.6	46.3
25/08/2024	0:37	58.6		61.0	46.5
25/08/2024	0:42	59.6		62.7	46.7
25/08/2024	0:47	59.8		63.3	46.5
25/08/2024	0:52	62.4		66.8	46.4
25/08/2024	0:57	62.3		67.0	46.8
25/08/2024	1:02	61.6	59.2	62.9	46.8
25/08/2024	1:07	62.0		63.8	46.3
25/08/2024	1:12	54.3		56.9	46.0
25/08/2024	1:17	57.4		58.2	46.5
25/08/2024	1:22	59.5		62.9	46.2
25/08/2024	1:27	52.9		59.4	46.3
25/08/2024	1:32	61.5	58.0	62.2	46.6
25/08/2024	1:37	57.0		58.3	45.8
25/08/2024	1:42	49.3		52.1	45.8
25/08/2024	1:47	53.3		55.1	45.9
25/08/2024	1:52	61.5		61.6	47.1
25/08/2024	1:57	51.9		52.8	46.1
25/08/2024	2:02	60.3	58.6	62.2	46.4
25/08/2024	2:07	63.2		63.4	45.8
25/08/2024	2:12	56.9		62.0	45.9
25/08/2024	2:17	54.8		55.1	46.0
25/08/2024	2:22	55.7		58.4	46.6
25/08/2024	2:27	48.3		57.6	46.5
25/08/2024	2:32	46.9	52.8	57.5	46.0
25/08/2024	2:37	57.3		61.1	45.6
25/08/2024	2:42	53.2		57.5	46.3
25/08/2024	2:47	51.7		58.3	45.7
25/08/2024	2:52	52.1		57.8	46.4
25/08/2024	2:57	46.4		46.9	45.7
25/08/2024	3:02	60.6	56.7	62.1	46.3
25/08/2024	3:07	54.3		58.2	45.8
25/08/2024	3:12	60.9		62.9	46.0
25/08/2024	3:17	46.6		47.4	45.3
25/08/2024	3:22	46.7		47.3	46.0
25/08/2024	3:27	46.4		47.1	45.4
25/08/2024	3:32	63.5	58.1	66.2	45.8
25/08/2024	3:37	56.3		58.3	45.9
25/08/2024	3:42	46.6		47.3	45.8
25/08/2024	3:47	53.3		56.2	45.5
25/08/2024	3:52	51.4		61.7	45.9
25/08/2024	3:57	59.2		62.9	44.6
25/08/2024	4:02	52.2	60.4	59.8	44.4
25/08/2024	4:07	59.0		63.6	44.3
25/08/2024	4:12	65.4		69.2	44.7
25/08/2024	4:17	60.3		62.9	44.2
25/08/2024	4:22	46.0		46.8	44.3
25/08/2024	4:27	60.1		67.8	44.6
25/08/2024	4:32	48.5	60.5	57.0	44.7
25/08/2024	4:37	63.1		65.5	45.1
25/08/2024	4:42	51.8		58.3	44.9
25/08/2024	4:47	61.9		66.2	45.2
25/08/2024	4:52	60.1		63.1	44.6
25/08/2024	4:57	62.7		66.5	45.4
25/08/2024	5:02	59.5	62.1	63.1	45.7
25/08/2024	5:07	62.9		65.8	44.7
25/08/2024	5:12	64.2		64.6	45.7
25/08/2024	5:17	62.2		68.2	45.3
25/08/2024	5:22	60.7		61.0	46.0
25/08/2024	5:27	61.7		65.1	45.9
25/08/2024	5:32	55.6	61.4	64.4	45.8
25/08/2024	5:37	63.8		66.7	47.4
25/08/2024	5:42	63.4		66.0	46.6
25/08/2024	5:47	63.7		68.0	45.7
25/08/2024	5:52	54.6		58.4	44.6
25/08/2024	5:57	58.7		60.3	45.3
25/08/2024	6:02	60.9	62.4	61.9	45.6
25/08/2024	6:07	58.7		60.9	45.3
25/08/2024	6:12	61.0		62.3	45.6
25/08/2024	6:17	63.7		66.9	46.7
25/08/2024	6:22	65.2		66.7	46.7
25/08/2024	6:27	61.8		64.0	45.4
25/08/2024	6:32	62.0	63.6	64.8	46.8
25/08/2024	6:37	64.8		66.9	46.4
25/08/2024	6:42	63.7		64.5	45.7
25/08/2024	6:47	65.2		66.9	45.7
25/08/2024	6:52	58.4		60.8	45.5
25/08/2024	6:57	64.3		68.2	44.3
25/08/2024	23:02	57.2	60.0	58.1	46.5
25/08/2024	23:07	61.9		62.1	47.1
25/08/2024	23:12	51.7		52.6	46.6
25/08/2024	23:17	62.3		63.3	47.2
25/08/2024	23:22	60.3		62.5	47.5
25/08/2024	23:27	60.1		63.7	46.9
25/08/2024	23:32	59.5	58.3	60.4	47.0
25/08/2024	23:37	56.1		58.6	46.3
25/08/2024	23:42	57.8		59.6	46.8
25/08/2024	23:47	54.9		56.8	46.4
25/08/2024	23:52	62.2		64.2	45.7
25/08/2024	23:57	52.4		57.7	45.7
		Mean	59.5		
		Maximum	63.6		
		Minimum	52.8		

Date	Start Time	Leq (5mins)	Leq (30mins)	L10 (5mins)	L90 (5mins)
26/08/2024	0:02	61.2	60.6	62.5	45.9
26/08/2024	0:07	65.5		66.3	45.4
26/08/2024	0:12	59.8		64.6	45.2
26/08/2024	0:17	46.6		47.6	45.3
26/08/2024	0:22	52.2		58.1	45.8
26/08/2024	0:27	59.4		60.2	45.2
26/08/2024	0:32	52.4	56.7	58.2	45.2
26/08/2024	0:37	59.4		63.4	46.0
26/08/2024	0:42	58.2		63.6	45.2
26/08/2024	0:47	57.8		59.4	45.3
26/08/2024	0:52	56.8		62.8	45.8
26/08/2024	0:57	47.1		48.2	45.8
26/08/2024	1:02	55.8	63.5	58.4	45.9
26/08/2024	1:07	58.7		63.7	45.9
26/08/2024	1:12	47.3		48.4	45.8
26/08/2024	1:17	60.1		65.6	45.8
26/08/2024	1:22	65.9		69.9	46.1
26/08/2024	1:27	68.6		72.0	47.2
26/08/2024	1:32	65.9	61.3	67.5	45.4
26/08/2024	1:37	63.0		64.9	46.1
26/08/2024	1:42	60.7		66.6	45.2
26/08/2024	1:47	56.4		57.4	45.9
26/08/2024	1:52	57.7		59.6	45.7
26/08/2024	1:57	49.2		54.2	45.7
26/08/2024	2:02	54.0	56.2	57.6	45.4
26/08/2024	2:07	46.1		46.7	45.3
26/08/2024	2:12	56.6		58.1	45.3
26/08/2024	2:17	45.7		46.2	45.1
26/08/2024	2:22	59.1		65.0	44.6
26/08/2024	2:27	59.6		62.4	43.4
26/08/2024	2:32	54.2	57.7	66.1	44.5
26/08/2024	2:37	58.2		63.2	44.0
26/08/2024	2:42	61.4		64.2	44.1
26/08/2024	2:47	59.7		65.7	44.0
26/08/2024	2:52	46.4		47.4	43.9
26/08/2024	2:57	54.3		59.2	44.8
26/08/2024	3:02	56.5	56.4	61.4	44.6
26/08/2024	3:07	58.3		63.0	44.9
26/08/2024	3:12	45.4		46.4	44.2
26/08/2024	3:17	52.9		55.8	44.1
26/08/2024	3:22	58.4		62.1	44.5
26/08/2024	3:27	57.4		64.2	43.4
26/08/2024	3:32	58.6	59.5	64.6	43.9
26/08/2024	3:37	48.9		54.1	44.2
26/08/2024	3:42	51.7		58.7	44.4
26/08/2024	3:47	59.9		64.6	44.4
26/08/2024	3:52	65.2		69.2	43.1
26/08/2024	3:57	52.0		56.0	42.3
26/08/2024	4:02	45.8	59.0	48.3	41.6
26/08/2024	4:07	62.7		64.7	43.9
26/08/2024	4:12	51.7		58.2	42.8
26/08/2024	4:17	57.1		60.4	42.6
26/08/2024	4:22	55.5		61.3	42.7
26/08/2024	4:27	62.8		64.6	43.0
26/08/2024	4:32	50.9	59.3	53.3	43.5
26/08/2024	4:37	51.4		55.9	43.2
26/08/2024	4:42	60.8		62.8	43.4
26/08/2024	4:47	60.3		63.6	43.4
26/08/2024	4:52	56.4		58.9	43.5
26/08/2024	4:57	63.2		64.4	43.5
26/08/2024	5:02	65.9	65.1	66.3	44.9
26/08/2024	5:07	62.7		66.2	43.8
26/08/2024	5:12	64.2		67.2	46.7
26/08/2024	5:17	62.5		64.6	47.9
26/08/2024	5:22	67.9		68.6	48.0
26/08/2024	5:27	64.7		67.2	48.6
26/08/2024	5:32	65.5	66.3	69.0	48.3
26/08/2024	5:37	65.9		69.0	50.1
26/08/2024	5:42	67.6		68.3	48.0
26/08/2024	5:47	67.2		68.6	48.2
26/08/2024	5:52	66.7		67.8	47.9
26/08/2024	5:57	63.8		65.6	48.4
26/08/2024	6:02	69.9	68.4	72.2	52.6
26/08/2024	6:07	64.2		68.0	51.5
26/08/2024	6:12	68.7		72.3	55.6
26/08/2024	6:17	69.1		71.3	55.6
26/08/2024	6:22	68.0		69.9	54.4
26/08/2024	6:27	68.5		70.5	50.0
26/08/2024	6:32	68.5	70.7	72.6	49.2
26/08/2024	6:37	70.5		72.2	51.5
26/08/2024	6:42	70.9		72.7	50.1
26/08/2024	6:47	67.3		70.1	49.6
26/08/2024	6:52	73.2		73.5	58.0
26/08/2024	6:57	71.5		72.3	49.1
26/08/2024	23:02	58.7	61.9	63.6	47.4
26/08/2024	23:07	60.0		60.1	46.7
26/08/2024	23:12	61.6		63.4	47.3
26/08/2024	23:17	63.3		64.7	46.5
26/08/2024	23:22	61.1		63.3	46.4
26/08/2024	23:27	64.3		65.9	47.1
26/08/2024	23:32	66.9	64.6	67.4	46.1
26/08/2024	23:37	58.7		59.9	46.4
26/08/2024	23:42	67.3		68.3	46.2
26/08/2024	23:47	63.7		68.6	46.4
26/08/2024	23:52	64.5		65.4	47.2
26/08/2024	23:57	60.7		62.8	46.9
		Mean	61.7		
		Maximum	70.7		
		Minimum	56.2		

Station: CM21

Date	Start Time	Leq (5mins)	Leq (30mins)	L10 (5mins)	L90 (5mins)
27/08/2024	0:02	63.9	65.3	64.8	47.0
27/08/2024	0:07	64.1		66.1	47.2
27/08/2024	0:12	63.5		64.5	46.4
27/08/2024	0:17	60.5		65.4	47.1
27/08/2024	0:22	58.3		58.6	46.5
27/08/2024	0:27	70.6		73.7	46.7
27/08/2024	0:32	61.1	60.7	62.4	46.2
27/08/2024	0:37	61.6		65.4	45.4
27/08/2024	0:42	61.2		62.9	46.5
27/08/2024	0:47	62.7		63.9	46.0
27/08/2024	0:52	47.1		47.8	46.1
27/08/2024	0:57	60.3		62.0	46.1
27/08/2024	1:02	48.5	58.2	48.6	44.9
27/08/2024	1:07	62.3		65.8	46.4
27/08/2024	1:12	48.1		49.6	45.8
27/08/2024	1:17	57.9		58.0	46.7
27/08/2024	1:22	48.3		49.3	46.3
27/08/2024	1:27	61.7		63.4	46.0
27/08/2024	1:32	55.8	58.1	58.1	45.9
27/08/2024	1:37	63.5		66.6	45.8
27/08/2024	1:42	55.0		60.1	46.4
27/08/2024	1:47	46.8		47.7	45.7
27/08/2024	1:52	48.7		52.3	45.9
27/08/2024	1:57	58.9		62.2	46.7
27/08/2024	2:02	53.7	57.5	55.0	45.6
27/08/2024	2:07	60.9		64.4	46.3
27/08/2024	2:12	46.9		47.7	45.7
27/08/2024	2:17	60.8		64.1	45.6
27/08/2024	2:22	54.7		56.2	46.3
27/08/2024	2:27	55.5		59.8	45.0
27/08/2024	2:32	60.2	59.9	63.9	45.3
27/08/2024	2:37	45.5		46.2	44.6
27/08/2024	2:42	57.4		62.0	44.9
27/08/2024	2:47	49.6		52.9	45.5
27/08/2024	2:52	65.6		66.9	44.5
27/08/2024	2:57	56.9		61.8	45.3
27/08/2024	3:02	61.2	60.4	62.4	44.6
27/08/2024	3:07	57.3		61.2	45.3
27/08/2024	3:12	56.0		59.7	45.6
27/08/2024	3:17	58.8		64.5	45.3
27/08/2024	3:22	64.9		66.4	45.0
27/08/2024	3:27	56.3		60.1	44.5
27/08/2024	3:32	53.2	58.0	59.8	45.4
27/08/2024	3:37	57.8		58.6	44.5
27/08/2024	3:42	61.2		64.5	44.9
27/08/2024	3:47	55.6		57.2	44.6
27/08/2024	3:52	57.3		60.1	45.0
27/08/2024	3:57	59.0		60.0	45.3
27/08/2024	4:02	56.3	62.6	58.3	44.3
27/08/2024	4:07	60.4		65.7	45.4
27/08/2024	4:12	60.9		63.8	45.1
27/08/2024	4:17	68.2		71.7	45.1
27/08/2024	4:22	60.0		63.8	44.7
27/08/2024	4:27	58.2		60.4	44.8
27/08/2024	4:32	45.8	59.7	46.4	44.7
27/08/2024	4:37	51.9		54.5	45.3
27/08/2024	4:42	59.7		64.6	44.7
27/08/2024	4:47	59.9		63.3	43.2
27/08/2024	4:52	55.4		57.8	44.5
27/08/2024	4:57	64.9		66.1	43.3
27/08/2024	5:02	59.6	64.0	63.4	44.4
27/08/2024	5:07	67.2		69.8	44.2
27/08/2024	5:12	60.1		63.5	43.6
27/08/2024	5:17	63.9		65.9	43.9
27/08/2024	5:22	65.3		68.4	48.2
27/08/2024	5:27	63.2		65.6	48.3
27/08/2024	5:32	61.0	68.0	62.9	48.7
27/08/2024	5:37	67.2		70.4	49.1
27/08/2024	5:42	64.3		67.3	50.1
27/08/2024	5:47	69.9		71.7	49.2
27/08/2024	5:52	65.9		70.0	49.4
27/08/2024	5:57	71.8		73.4	49.8
27/08/2024	6:02	68.8	70.9	69.6	51.8
27/08/2024	6:07	64.3		68.0	48.5
27/08/2024	6:12	74.1		74.6	51.7
27/08/2024	6:17	70.3		74.0	51.1
27/08/2024	6:22	64.3		68.1	49.1
27/08/2024	6:27	73.9		74.3	50.5
27/08/2024	6:32	71.9	70.7	74.7	52.2
27/08/2024	6:37	67.8		71.3	48.8
27/08/2024	6:42	70.3		72.9	51.3
27/08/2024	6:47	71.6		74.6	54.7
27/08/2024	6:52	69.5		72.0	52.1
27/08/2024	6:57	71.5		74.5	54.9
27/08/2024	23:02	60.5	63.2	61.0	48.2
27/08/2024	23:07	65.3		67.0	48.1
27/08/2024	23:12	64.7		67.0	47.8
27/08/2024	23:17	63.6		65.8	47.2
27/08/2024	23:22	56.3		59.3	46.9
27/08/2024	23:27	63.7		66.2	48.3
27/08/2024	23:32	58.9	60.3	60.5	48.1
27/08/2024	23:37	59.3		61.7	47.3
27/08/2024	23:42	56.6		59.2	48.0
27/08/2024	23:47	65.0		66.4	47.7
27/08/2024	23:52	58.2		62.1	46.9
27/08/2024	23:57	57.1		58.2	48.2
		Mean	62.3		
		Maximum	70.9		
		Minimum	57.5		

Date	Start Time	Leq (5mins)	Leq (30mins)	L10 (5mins)	L90 (5mins)
28/08/2024	0:02	60.8	59.3	62.8	46.9
28/08/2024	0:07	58.5		61.4	47.3
28/08/2024	0:12	59.3		62.9	47.6
28/08/2024	0:17	49.9		51.6	46.4
28/08/2024	0:22	56.1		65.4	44.4
28/08/2024	0:27	62.7		65.2	45.6
28/08/2024	0:32	56.2	57.9	58.7	44.1
28/08/2024	0:37	57.8		58.5	45.0
28/08/2024	0:42	57.6		58.1	43.6
28/08/2024	0:47	59.1		61.9	44.0
28/08/2024	0:52	58.1		62.7	45.0
28/08/2024	0:57	58.1		58.4	43.6
28/08/2024	1:02	61.7	58.0	63.8	45.8
28/08/2024	1:07	60.8		63.9	44.7
28/08/2024	1:12	45.7		46.2	44.8
28/08/2024	1:17	53.2		57.8	44.9
28/08/2024	1:22	56.1		62.8	43.8
28/08/2024	1:27	56.4		62.7	45.9
28/08/2024	1:32	62.8	56.1	63.2	44.4
28/08/2024	1:37	49.3		51.1	44.5
28/08/2024	1:42	50.3		53.4	43.7
28/08/2024	1:47	47.8		48.8	45.2
28/08/2024	1:52	53.2		55.9	44.5
28/08/2024	1:57	50.1		57.2	44.5
28/08/2024	2:02	45.5	52.6	47.0	44.0
28/08/2024	2:07	57.5		57.7	45.9
28/08/2024	2:12	47.3		56.8	43.7
28/08/2024	2:17	47.1		47.7	43.1
28/08/2024	2:22	52.1		55.2	44.6
28/08/2024	2:27	53.7		57.7	43.9
28/08/2024	2:32	50.9	55.4	55.4	44.6
28/08/2024	2:37	53.6		55.4	44.3
28/08/2024	2:42	56.1		58.1	43.3
28/08/2024	2:47	58.4		59.5	45.5
28/08/2024	2:52	52.7		54.9	44.1
28/08/2024	2:57	56.3		58.2	43.5
28/08/2024	3:02	48.8	49.6	58.5	45.2
28/08/2024	3:07	48.3		55.7	45.0
28/08/2024	3:12	45.4		47.3	42.8
28/08/2024	3:17	48.7		55.7	43.6
28/08/2024	3:22	46.7		49.1	44.1
28/08/2024	3:27	53.9		58.3	43.9
28/08/2024	3:32	53.9	58.7	58.0	43.2
28/08/2024	3:37	61.8		66.8	42.6
28/08/2024	3:42	58.9		59.6	44.2
28/08/2024	3:47	45.3		46.3	44.1
28/08/2024	3:52	60.2		63.0	47.1
28/08/2024	3:57	59.0		60.4	44.5
28/08/2024	4:02	56.7	55.9	57.4	43.2
28/08/2024	4:07	60.5		61.2	45.6
28/08/2024	4:12	55.4		58.9	43.6
28/08/2024	4:17	54.1		58.1	44.8
28/08/2024	4:22	48.8		59.0	44.1
28/08/2024	4:27	48.0		53.7	43.4
28/08/2024	4:32	56.9	57.1	58.9	45.5
28/08/2024	4:37	54.8		58.5	42.9
28/08/2024	4:42	56.9		59.4	44.9
28/08/2024	4:47	55.8		59.2	45.9
28/08/2024	4:52	56.3		57.8	47.0
28/08/2024	4:57	60.0		62.6	48.3
28/08/2024	5:02	65.0	63.3	65.9	46.9
28/08/2024	5:07	56.2		59.9	46.9
28/08/2024	5:12	65.1		66.8	47.6
28/08/2024	5:17	60.7		63.9	47.2
28/08/2024	5:22	60.0		60.8	47.2
28/08/2024	5:27	66.0		66.5	47.6
28/08/2024	5:32	64.5	67.1	66.3	47.6
28/08/2024	5:37	63.8		67.2	47.8
28/08/2024	5:42	66.5		68.3	48.4
28/08/2024	5:47	69.7		73.2	50.8
28/08/2024	5:52	64.6		67.6	50.2
28/08/2024	5:57	69.4		74.0	48.6
28/08/2024	6:02	70.8	67.9	72.8	49.2
28/08/2024	6:07	67.5		68.8	47.2
28/08/2024	6:12	67.7		71.1	49.7
28/08/2024	6:17	64.6		66.5	52.4
28/08/2024	6:22	66.9		68.9	46.4
28/08/2024	6:27	67.7		69.6	49.7
28/08/2024	6:32	67.7	70.2	71.2	50.0
28/08/2024	6:37	65.8		69.4	48.8
28/08/2024	6:42	72.7		73.3	47.8
28/08/2024	6:47	67.6		70.4	47.7
28/08/2024	6:52	73.8		75.5	49.5
28/08/2024	6:57	66.9		71.2	49.2
28/08/2024	23:02	59.6	60.9	60.3	46.8
28/08/2024	23:07	57.7		59.1	47.3
28/08/2024	23:12	63.1		64.1	47.3
28/08/2024	23:17	62.7		63.4	47.9
28/08/2024	23:22	62.0		62.8	47.5
28/08/2024	23:27	55.7		60.5	52.4
28/08/2024	23:32	53.4	57.7	54.4	52.5
28/08/2024	23:37	56.0		60.4	52.2
28/08/2024	23:42	55.9		60.7	47.5
28/08/2024	23:47	53.9		54.7	47.2
28/08/2024	23:52	61.7		64.4	47.8
28/08/2024	23:57	58.9		59.3	47.6
		Mean	59.2		
		Maximum	70.2		
		Minimum	49.6		

Station: CM21

Date	Start Time	Leq (5mins)	Leq (30mins)	L10 (5mins)	L90 (5mins)
29/08/2024	0:02	63.3	59.3	66.3	47.4
29/08/2024	0:07	62.6		64.4	47.0
29/08/2024	0:12	55.1		57.4	46.8
29/08/2024	0:17	53.2		58.0	47.3
29/08/2024	0:22	53.7		55.5	46.8
29/08/2024	0:27	55.2		55.3	47.4
29/08/2024	0:32	55.4	53.9	65.1	46.9
29/08/2024	0:37	54.8		58.9	46.8
29/08/2024	0:42	54.7		56.4	46.3
29/08/2024	0:47	50.7		53.1	46.6
29/08/2024	0:52	55.4		56.8	46.5
29/08/2024	0:57	47.2		48.2	46.0
29/08/2024	1:02	50.3	58.9	52.1	46.4
29/08/2024	1:07	47.4		48.2	46.6
29/08/2024	1:12	64.6		68.0	47.5
29/08/2024	1:17	55.9		61.3	46.8
29/08/2024	1:22	60.7		61.6	47.3
29/08/2024	1:27	49.6		54.1	46.0
29/08/2024	1:32	47.6	52.6	48.2	46.7
29/08/2024	1:37	47.7		49.0	46.1
29/08/2024	1:42	55.8		58.0	47.6
29/08/2024	1:47	53.8		57.6	46.7
29/08/2024	1:52	53.4		54.4	46.6
29/08/2024	1:57	51.6		52.1	46.9
29/08/2024	2:02	59.2	53.2	60.3	46.4
29/08/2024	2:07	51.7		54.3	46.8
29/08/2024	2:12	50.3		58.4	46.0
29/08/2024	2:17	49.3		58.7	46.0
29/08/2024	2:22	45.5		46.3	42.7
29/08/2024	2:27	46.1		47.3	44.6
29/08/2024	2:32	44.9	57.6	45.9	43.2
29/08/2024	2:37	57.8		57.9	45.4
29/08/2024	2:42	62.5		63.2	43.1
29/08/2024	2:47	45.3		47.0	43.1
29/08/2024	2:52	57.2		57.5	45.0
29/08/2024	2:57	56.7		58.0	43.4
29/08/2024	3:02	54.2	55.1	55.6	44.2
29/08/2024	3:07	51.2		65.6	43.3
29/08/2024	3:12	47.1		50.0	44.4
29/08/2024	3:17	57.6		63.4	45.9
29/08/2024	3:22	59.5		61.0	45.1
29/08/2024	3:27	47.0		56.3	43.1
29/08/2024	3:32	45.8	54.9	46.4	44.1
29/08/2024	3:37	47.7		50.3	44.2
29/08/2024	3:42	47.2		59.6	43.4
29/08/2024	3:47	47.8		54.2	44.1
29/08/2024	3:52	62.0		64.0	45.5
29/08/2024	3:57	47.4		48.2	43.1
29/08/2024	4:02	62.6	56.9	64.4	45.6
29/08/2024	4:07	51.7		58.8	43.7
29/08/2024	4:12	53.0		58.3	44.7
29/08/2024	4:17	55.8		58.1	44.8
29/08/2024	4:22	52.2		59.2	43.9
29/08/2024	4:27	53.0		63.0	43.1
29/08/2024	4:32	59.7	60.0	60.1	44.9
29/08/2024	4:37	60.3		61.8	44.0
29/08/2024	4:42	56.4		56.7	43.6
29/08/2024	4:47	60.6		60.9	43.9
29/08/2024	4:52	59.8		61.0	44.0
29/08/2024	4:57	61.6		63.6	42.5
29/08/2024	5:02	62.6	65.5	63.6	42.5
29/08/2024	5:07	56.8		57.3	42.9
29/08/2024	5:12	62.8		64.7	45.3
29/08/2024	5:17	60.8		60.9	44.7
29/08/2024	5:22	67.7		68.6	46.5
29/08/2024	5:27	70.0		71.2	45.4
29/08/2024	5:32	60.0	65.5	62.5	45.7
29/08/2024	5:37	66.3		68.9	46.2
29/08/2024	5:42	66.4		68.6	47.0
29/08/2024	5:47	67.1		70.4	48.8
29/08/2024	5:52	66.3		66.7	49.3
29/08/2024	5:57	63.8		65.7	47.9
29/08/2024	6:02	69.4	68.3	71.8	50.3
29/08/2024	6:07	70.3		72.2	51.7
29/08/2024	6:12	67.2		69.0	50.5
29/08/2024	6:17	67.5		71.6	50.4
29/08/2024	6:22	66.8		69.3	51.0
29/08/2024	6:27	67.5		68.6	51.0
29/08/2024	6:32	70.6	70.6	71.2	49.1
29/08/2024	6:37	69.9		73.4	49.7
29/08/2024	6:42	69.9		72.2	49.9
29/08/2024	6:47	67.5		71.6	49.1
29/08/2024	6:52	69.9		72.0	49.9
29/08/2024	6:57	73.6		74.3	54.4
29/08/2024	23:02	68.1	62.8	71.3	45.2
29/08/2024	23:07	51.6		53.6	43.5
29/08/2024	23:12	60.2		62.4	44.6
29/08/2024	23:17	61.4		62.5	44.7
29/08/2024	23:22	51.5		55.3	43.7
29/08/2024	23:27	63.3		66.5	44.6
29/08/2024	23:32	60.4	57.7	60.7	45.9
29/08/2024	23:37	48.3		62.9	43.7
29/08/2024	23:42	54.6		55.2	43.5
29/08/2024	23:47	54.3		57.2	44.3
29/08/2024	23:52	58.5		59.5	44.6
29/08/2024	23:57	60.5		61.8	43.2
		Mean	59.5		
		Maximum	70.6		
		Minimum	52.6		

Date	Start Time	Leq (5mins)	Leq (30mins)	L10 (5mins)	L90 (5mins)
30/08/2024	0:02	51.8	54.9	52.1	42.9
30/08/2024	0:07	49.1		49.7	43.1
30/08/2024	0:12	56.6		58.2	46.2
30/08/2024	0:17	52.3		59.9	46.9
30/08/2024	0:22	49.7		59.9	47.1
30/08/2024	0:27	59.5		60.7	45.8
30/08/2024	0:32	58.5	58.3	60.7	45.2
30/08/2024	0:37	52.9		58.0	44.6
30/08/2024	0:42	48.1		56.2	44.8
30/08/2024	0:47	61.0		63.6	44.4
30/08/2024	0:52	61.9		62.0	43.9
30/08/2024	0:57	54.7		58.6	43.3
30/08/2024	1:02	57.5	59.0	58.7	45.1
30/08/2024	1:07	60.9		65.0	43.9
30/08/2024	1:12	48.8		50.7	44.1
30/08/2024	1:17	60.5		60.9	45.5
30/08/2024	1:22	62.4		63.6	44.9
30/08/2024	1:27	47.7		51.0	45.7
30/08/2024	1:32	57.7	55.7	57.8	44.2
30/08/2024	1:37	54.8		60.9	45.0
30/08/2024	1:42	55.0		56.1	44.1
30/08/2024	1:47	56.4		56.6	45.3
30/08/2024	1:52	57.4		59.0	45.9
30/08/2024	1:57	47.7		51.3	44.3
30/08/2024	2:02	55.6	54.2	56.0	45.1
30/08/2024	2:07	48.2		51.7	44.4
30/08/2024	2:12	58.7		61.9	45.4
30/08/2024	2:17	54.4		58.0	44.7
30/08/2024	2:22	49.1		51.3	44.7
30/08/2024	2:27	47.7		51.3	44.2
30/08/2024	2:32	49.5	55.4	54.9	44.6
30/08/2024	2:37	57.4		58.0	44.6
30/08/2024	2:42	60.2		60.4	44.9
30/08/2024	2:47	53.4		61.4	46.1
30/08/2024	2:52	52.0		55.3	43.8
30/08/2024	2:57	46.0		47.2	44.2
30/08/2024	3:02	56.0	59.9	57.0	45.3
30/08/2024	3:07	64.6		66.6	44.2
30/08/2024	3:12	60.7		62.7	45.6
30/08/2024	3:17	56.4		61.5	45.2
30/08/2024	3:22	58.9		59.3	44.7
30/08/2024	3:27	53.9		56.6	45.1
30/08/2024	3:32	55.3	56.6	59.1	44.7
30/08/2024	3:37	59.8		60.4	44.1
30/08/2024	3:42	53.9		54.3	48.5
30/08/2024	3:47	50.9		55.7	48.3
30/08/2024	3:52	60.0		61.3	48.1
30/08/2024	3:57	49.5		50.7	44.2
30/08/2024	4:02	50.8	53.9	54.2	45.0
30/08/2024	4:07	54.4		57.7	44.6
30/08/2024	4:12	47.8		50.4	44.7
30/08/2024	4:17	51.4		59.0	44.5
30/08/2024	4:22	58.7		59.6	43.9
30/08/2024	4:27	51.6		55.5	45.6
30/08/2024	4:32	59.2	61.0	60.8	43.6
30/08/2024	4:37	61.3		63.6	44.6
30/08/2024	4:42	62.4		64.1	43.6
30/08/2024	4:47	51.7		57.0	43.6
30/08/2024	4:52	59.1		61.2	45.4
30/08/2024	4:57	64.2		66.3	46.0
30/08/2024	5:02	68.6	65.8	70.5	45.0
30/08/2024	5:07	64.4		67.4	48.1
30/08/2024	5:12	61.9		64.8	55.5
30/08/2024	5:17	65.5		68.2	53.0
30/08/2024	5:22	67.3		70.6	50.4
30/08/2024	5:27	63.4		66.2	49.1
30/08/2024	5:32	66.6	68.6	69.4	49.1
30/08/2024	5:37	66.3		69.6	49.6
30/08/2024	5:42	66.8		71.2	48.9
30/08/2024	5:47	71.2		71.7	49.7
30/08/2024	5:52	70.8		73.7	53.5
30/08/2024	5:57	66.4		68.4	52.4
30/08/2024	6:02	71.8	71.3	74.2	53.6
30/08/2024	6:07	69.3		73.4	51.4
30/08/2024	6:12	73.0		76.2	53.5
30/08/2024	6:17	68.7		70.2	50.6
30/08/2024	6:22	73.2		73.4	52.6
30/08/2024	6:27	69.1		71.5	52.5
30/08/2024	6:32	70.2	69.9	73.5	52.7
30/08/2024	6:37	69.6		73.1	55.0
30/08/2024	6:42	71.7		76.1	56.3
30/08/2024	6:47	68.7		72.3	52.1
30/08/2024	6:52	68.9		72.1	49.1
30/08/2024	6:57	69.3		73.6	53.4
30/08/2024	23:01	62.2	63.0	64.0	48.4
30/08/2024	23:06	64.2		66.7	47.8
30/08/2024	23:11	61.4		62.8	46.7
30/08/2024	23:16	62.7		63.7	46.8
30/08/2024	23:21	59.8		69.5	47.0
30/08/2024	23:26	65.4		68.0	47.6
30/08/2024	23:31	60.9	64.1	61.7	47.3
30/08/2024	23:36	50.2		53.3	47.8
30/08/2024	23:41	60.1		63.9	47.8
30/08/2024	23:46	64.7		67.9	47.3
30/08/2024	23:51	67.0		68.9	49.6
30/08/2024	23:56	67.0		70.8	58.3
		Mean	60.7		
		Maximum	71.3		
		Minimum	53.9		

Station: CM21

Date	Start Time	Leq (5mins)	Leq (30mins)	L10 (5mins)	L90 (5mins)
31/08/2024	0:01	61.9		62.0	56.7
31/08/2024	0:06	62.0		62.7	54.4
31/08/2024	0:11	55.3	62.9	56.1	49.9
31/08/2024	0:16	62.1		62.3	48.3
31/08/2024	0:21	62.6		64.4	48.5
31/08/2024	0:26	66.8		69.4	48.8
31/08/2024	0:31	61.3		63.1	47.3
31/08/2024	0:36	62.7		65.1	46.7
31/08/2024	0:41	54.2	59.5	64.5	48.0
31/08/2024	0:46	58.1		61.8	48.5
31/08/2024	0:51	56.2		61.9	47.8
31/08/2024	0:56	59.4		60.3	47.5
31/08/2024	1:01	54.4		55.8	47.1
31/08/2024	1:06	54.7		57.0	47.4
31/08/2024	1:11	54.5	58.6	59.8	46.8
31/08/2024	1:16	56.7		60.7	47.0
31/08/2024	1:21	51.6		54.1	46.5
31/08/2024	1:26	64.6		65.2	47.4
31/08/2024	1:31	58.3		60.8	46.8
31/08/2024	1:36	58.9		61.5	46.3
31/08/2024	1:41	49.9	58.9	51.8	46.2
31/08/2024	1:46	49.1		50.4	46.0
31/08/2024	1:51	51.5		56.7	46.1
31/08/2024	1:56	64.6		65.0	48.3
31/08/2024	2:01	56.4		57.6	45.8
31/08/2024	2:06	57.5		60.8	46.6
31/08/2024	2:11	53.4	56.6	63.1	47.3
31/08/2024	2:16	53.0		55.8	46.4
31/08/2024	2:21	59.6		64.6	47.0
31/08/2024	2:26	56.3		58.6	46.4
31/08/2024	2:31	47.3		47.9	46.3
31/08/2024	2:36	53.5		61.7	46.9
31/08/2024	2:41	60.3	56.4	62.6	43.7
31/08/2024	2:46	45.4		46.7	43.7
31/08/2024	2:51	47.1		50.6	45.0
31/08/2024	2:56	60.8		61.7	44.6
31/08/2024	3:01	45.6		46.7	44.6
31/08/2024	3:06	47.0		51.3	44.0
31/08/2024	3:11	49.4	52.2	54.8	44.8
31/08/2024	3:16	54.4		63.1	45.3
31/08/2024	3:21	47.8		49.6	44.0
31/08/2024	3:26	56.9		59.9	43.8
31/08/2024	3:31	59.6		62.9	45.1
31/08/2024	3:36	58.2		60.3	44.5
31/08/2024	3:41	54.7	60.6	58.4	46.2
31/08/2024	3:46	63.9		64.8	45.7
31/08/2024	3:51	55.3		58.4	43.9
31/08/2024	3:56	63.4		63.9	44.2
31/08/2024	4:01	48.2		49.4	43.2
31/08/2024	4:06	60.2		61.3	44.5
31/08/2024	4:11	59.5	58.9	60.8	43.5
31/08/2024	4:16	62.9		64.8	44.4
31/08/2024	4:21	51.0		58.2	45.5
31/08/2024	4:26	57.8		61.2	43.1
31/08/2024	4:31	58.4		59.4	44.1
31/08/2024	4:36	63.0		66.7	44.7
31/08/2024	4:41	65.9	61.3	66.6	47.4
31/08/2024	4:46	50.9		52.5	44.5
31/08/2024	4:51	60.2		62.4	44.3
31/08/2024	4:56	55.8		59.3	43.8
31/08/2024	5:01	59.3		60.6	45.3
31/08/2024	5:06	65.3		67.3	47.5
31/08/2024	5:11	65.4	64.0	65.9	47.8
31/08/2024	5:16	65.9		70.2	48.6
31/08/2024	5:21	64.5		68.4	48.2
31/08/2024	5:26	56.9		60.0	46.8
31/08/2024	5:31	64.2		67.7	48.7
31/08/2024	5:36	64.0		68.6	45.6
31/08/2024	5:41	65.4	67.6	69.2	47.2
31/08/2024	5:46	69.4		71.8	47.8
31/08/2024	5:51	70.5		73.2	50.8
31/08/2024	5:56	67.7		70.9	49.3
31/08/2024	6:01	69.7		73.0	49.6
31/08/2024	6:06	68.7		71.1	49.7
31/08/2024	6:11	65.9	68.2	69.2	50.1
31/08/2024	6:16	68.1		69.9	48.4
31/08/2024	6:21	68.2		69.8	50.1
31/08/2024	6:26	67.5		71.7	51.2
31/08/2024	6:31	68.1		70.9	49.0
31/08/2024	6:36	67.9		71.7	48.9
31/08/2024	6:41	67.2	69.2	69.4	48.2
31/08/2024	6:46	68.6		73.0	49.3
31/08/2024	6:51	70.0		72.7	51.8
31/08/2024	6:56	71.8		71.9	50.3
31/08/2024	23:01	62.6		62.8	47.8
31/08/2024	23:06	59.2		61.1	47.5
31/08/2024	23:11	57.7	63.8	64.6	47.4
31/08/2024	23:16	69.7		70.2	46.7
31/08/2024	23:21	59.1		60.4	44.9
31/08/2024	23:26	59.3		60.9	45.8
31/08/2024	23:31	49.4		56.8	45.9
31/08/2024	23:36	64.2		65.2	46.7
31/08/2024	23:41	58.9	60.7	60.0	47.0
31/08/2024	23:46	53.8		58.1	46.5
31/08/2024	23:51	60.6		61.6	46.3
31/08/2024	23:56	63.4		63.4	45.6
		Mean	61.2		
		Maximum	69.2		
		Minimum	52.2		

Date	Start Time	Leq (5mins)	Leq (30mins)	L10 (5mins)	L90 (5mins)
1/09/2024	0:01	61.2		67.2	45.7
1/09/2024	0:06	60.9		62.2	46.9
1/09/2024	0:11	57.0	60.1	60.0	48.5
1/09/2024	0:16	59.0		60.1	48.6
1/09/2024	0:21	49.2		54.3	45.2
1/09/2024	0:26	63.4		64.3	45.6
1/09/2024	0:31	63.8		65.6	45.4
1/09/2024	0:36	57.2		57.8	46.8
1/09/2024	0:41	56.4	59.3	57.0	47.4
1/09/2024	0:46	57.8		59.8	45.8
1/09/2024	0:51	48.1		50.4	44.7
1/09/2024	0:56	60.4		63.4	46.2
1/09/2024	1:01	62.0		63.6	46.3
1/09/2024	1:06	55.1		58.1	46.8
1/09/2024	1:11	59.3	59.0	60.9	47.4
1/09/2024	1:16	47.0		47.7	46.0
1/09/2024	1:21	51.9		56.9	45.6
1/09/2024	1:26	62.5		65.6	46.9
1/09/2024	1:31	58.2		59.6	48.5
1/09/2024	1:36	53.1		56.0	46.5
1/09/2024	1:41	56.8	57.4	65.8	45.8
1/09/2024	1:46	62.0		68.5	46.9
1/09/2024	1:51	53.1		53.3	45.5
1/09/2024	1:56	51.8		52.5	45.8
1/09/2024	2:01	59.4		63.1	47.4
1/09/2024	2:06	47.3		48.4	46.3
1/09/2024	2:11	49.0	52.9	59.1	45.9
1/09/2024	2:16	46.4		47.4	45.1
1/09/2024	2:21	47.2		47.7	46.4
1/09/2024	2:26	47.6		48.2	47.0
1/09/2024	2:31	58.2		58.6	48.7
1/09/2024	2:36	47.8		49.0	46.6
1/09/2024	2:41	49.3	54.2	54.9	46.0
1/09/2024	2:46	58.2		59.9	45.2
1/09/2024	2:51	46.6		47.5	45.6
1/09/2024	2:56	49.1		55.9	45.1
1/09/2024	3:01	51.2		57.7	47.2
1/09/2024	3:06	50.0		55.7	46.5
1/09/2024	3:11	55.0	52.5	55.1	45.5
1/09/2024	3:16	47.9		51.7	44.4
1/09/2024	3:21	47.8		54.2	45.2
1/09/2024	3:26	56.1		59.8	45.6
1/09/2024	3:31	49.9		53.7	47.1
1/09/2024	3:36	49.5		52.1	45.3
1/09/2024	3:41	46.8	50.4	51.7	44.6
1/09/2024	3:46	47.7		48.4	44.0
1/09/2024	3:51	54.6		58.4	44.1
1/09/2024	3:56	48.5		51.0	44.8
1/09/2024	4:01	52.4		54.4	44.1
1/09/2024	4:06	54.5		55.1	44.7
1/09/2024	4:11	61.6	57.9	62.8	44.6
1/09/2024	4:16	59.9		61.3	44.8
1/09/2024	4:21	54.1		58.9	44.5
1/09/2024	4:26	57.5		59.9	43.4
1/09/2024	4:31	49.7		56.0	45.3
1/09/2024	4:36	62.1		63.7	45.1
1/09/2024	4:41	52.1	56.6	57.0	44.9
1/09/2024	4:46	52.9		60.1	43.7
1/09/2024	4:51	54.7		61.2	44.6
1/09/2024	4:56	55.4		56.5	43.2
1/09/2024	5:01	62.1		62.7	43.6
1/09/2024	5:06	58.9		62.1	43.9
1/09/2024	5:11	59.7	61.0	60.6	43.9
1/09/2024	5:16	62.7		63.7	44.8
1/09/2024	5:21	61.7		61.8	44.9
1/09/2024	5:26	59.3		60.1	44.4
1/09/2024	5:31	56.7		57.1	45.2
1/09/2024	5:36	58.3		58.5	44.3
1/09/2024	5:41	62.9	62.0	65.0	44.9
1/09/2024	5:46	61.4		63.3	44.3
1/09/2024	5:51	61.3		64.5	47.8
1/09/2024	5:56	65.7		66.2	45.6
1/09/2024	6:01	64.3		64.5	43.5
1/09/2024	6:06	63.1		64.1	45.0
1/09/2024	6:11	62.2	63.2	62.9	44.1
1/09/2024	6:16	64.8		66.6	46.3
1/09/2024	6:21	62.3		65.1	46.0
1/09/2024	6:26	61.5		62.8	46.6
1/09/2024	6:31	60.9		62.7	44.3
1/09/2024	6:36	67.9		71.1	45.2
1/09/2024	6:41	63.9	64.7	65.9	46.0
1/09/2024	6:46	61.0		62.9	45.1
1/09/2024	6:51	64.7		68.3	49.0
1/09/2024	6:56	65.4		67.5	45.4
1/09/2024	23:01	63.3		65.9	46.2
1/09/2024	23:06	57.5		57.9	47.0
1/09/2024	23:11	54.6	60.0	57.5	47.0
1/09/2024	23:16	60.6		61.5	46.6
1/09/2024	23:21	59.8		69.4	46.3
1/09/2024	23:26	59.4		64.5	48.2
1/09/2024	23:31	54.5		56.0	46.5
1/09/2024	23:36	48.2		49.3	46.0
1/09/2024	23:41	63.7	58.0	64.3	46.3
1/09/2024	23:46	58.5		60.2	45.9
1/09/2024	23:51	54.8		58.8	47.4
1/09/2024	23:56	49.9		54.4	46.4
		Mean	58.1		
		Maximum	64.7		
		Minimum	50.4		

Station: CM21

Date	Start Time	Leq (5mins)	Leq (30mins)	L10 (5mins)	L90 (5mins)
2/09/2024	0:01	49.4		55.2	47.7
2/09/2024	0:06	51.3		55.5	46.2
2/09/2024	0:11	56.1	54.1	58.0	46.4
2/09/2024	0:16	52.5		60.9	46.2
2/09/2024	0:21	54.5		61.7	46.3
2/09/2024	0:26	56.5		56.6	46.6
2/09/2024	0:31	49.8		55.9	46.2
2/09/2024	0:36	47.7		48.3	46.7
2/09/2024	0:41	48.6	54.0	55.8	46.9
2/09/2024	0:46	54.4		57.1	46.1
2/09/2024	0:51	57.4		59.8	46.6
2/09/2024	0:56	56.5		61.0	47.0
2/09/2024	1:01	48.6		56.4	46.1
2/09/2024	1:06	47.5		48.5	46.5
2/09/2024	1:11	48.5	52.3	49.6	46.5
2/09/2024	1:16	49.8		55.6	46.3
2/09/2024	1:21	58.2		60.9	46.2
2/09/2024	1:26	48.2		53.4	46.1
2/09/2024	1:31	53.8		58.2	46.6
2/09/2024	1:36	53.2		54.7	46.0
2/09/2024	1:41	52.8	53.0	58.3	46.0
2/09/2024	1:46	48.4		51.1	46.1
2/09/2024	1:51	49.1		50.7	45.8
2/09/2024	1:56	56.1		56.5	46.0
2/09/2024	2:01	52.2		52.4	46.7
2/09/2024	2:06	48.6		57.8	45.6
2/09/2024	2:11	48.7	49.7	50.0	46.2
2/09/2024	2:16	49.2		53.5	45.5
2/09/2024	2:21	48.5		49.9	45.3
2/09/2024	2:26	49.4		55.7	46.4
2/09/2024	2:31	48.9		50.2	45.5
2/09/2024	2:36	49.2		58.5	45.8
2/09/2024	2:41	56.1	52.7	59.1	45.2
2/09/2024	2:46	53.0		59.8	43.0
2/09/2024	2:51	54.2		58.8	44.1
2/09/2024	2:56	49.2		52.6	44.1
2/09/2024	3:01	49.8		54.5	46.5
2/09/2024	3:06	47.2		52.8	44.0
2/09/2024	3:11	62.9	56.8	64.0	42.9
2/09/2024	3:16	45.5		46.6	43.6
2/09/2024	3:21	58.3		58.4	43.6
2/09/2024	3:26	46.6		47.7	44.0
2/09/2024	3:31	51.0		55.9	43.9
2/09/2024	3:36	57.2		59.1	44.4
2/09/2024	3:41	52.6	54.4	56.3	43.2
2/09/2024	3:46	48.3		57.5	44.3
2/09/2024	3:51	53.4		59.2	43.8
2/09/2024	3:56	57.4		58.2	46.4
2/09/2024	4:01	53.3		54.1	43.5
2/09/2024	4:06	57.4		58.2	43.8
2/09/2024	4:11	62.6	57.7	63.6	45.2
2/09/2024	4:16	54.8		57.8	41.9
2/09/2024	4:21	52.1		54.0	42.5
2/09/2024	4:26	56.6		59.6	43.2
2/09/2024	4:31	48.5		49.9	42.6
2/09/2024	4:36	55.2		57.2	45.1
2/09/2024	4:41	60.3	57.8	60.8	43.8
2/09/2024	4:46	51.1		51.4	43.7
2/09/2024	4:51	58.9		61.7	47.3
2/09/2024	4:56	60.8		60.9	44.3
2/09/2024	5:01	51.6		53.5	42.9
2/09/2024	5:06	60.8		63.9	42.6
2/09/2024	5:11	61.5	61.2	63.2	43.6
2/09/2024	5:16	58.1		58.2	43.7
2/09/2024	5:21	57.5		59.6	46.8
2/09/2024	5:26	66.0		66.9	47.7
2/09/2024	5:31	62.9		64.6	47.4
2/09/2024	5:36	66.1		67.2	47.2
2/09/2024	5:41	64.3	65.8	66.8	47.3
2/09/2024	5:46	68.2		71.6	47.0
2/09/2024	5:51	67.4		68.8	46.9
2/09/2024	5:56	63.3		67.6	47.9
2/09/2024	6:01	68.4		69.7	48.5
2/09/2024	6:06	70.1		70.9	48.3
2/09/2024	6:11	68.9	69.4	73.2	49.8
2/09/2024	6:16	70.5		72.6	49.2
2/09/2024	6:21	69.7		70.8	48.9
2/09/2024	6:26	68.0		69.0	49.0
2/09/2024	6:31	72.6		75.8	48.5
2/09/2024	6:36	70.0		73.7	54.6
2/09/2024	6:41	64.8	69.7	67.4	47.1
2/09/2024	6:46	67.9		70.8	50.8
2/09/2024	6:51	69.5		72.9	54.6
2/09/2024	6:56	69.6		72.5	53.1

Date	Start Time	Leq (5mins)	Leq (30mins)	L10 (5mins)	L90 (5mins)
3/09/2024	0:03	52.8		57.4	47.2
3/09/2024	0:08	58.5		60.3	47.2
3/09/2024	0:13	61.9	59.6	62.4	47.6
3/09/2024	0:18	61.4		63.4	48.0
3/09/2024	0:23	60.5		62.3	46.7
3/09/2024	0:28	56.7		61.8	46.7
3/09/2024	0:33	54.5		56.7	46.5
3/09/2024	0:38	55.0		58.6	46.7
3/09/2024	0:43	52.9	55.2	55.7	47.1
3/09/2024	0:48	51.5		53.5	46.0
3/09/2024	0:53	48.8		50.7	46.0
3/09/2024	0:58	59.9		66.5	46.3
3/09/2024	1:03	54.1		58.7	46.6
3/09/2024	1:08	57.9		61.3	47.9
3/09/2024	1:13	53.4	55.1	55.0	47.1
3/09/2024	1:18	50.0		61.6	45.5
3/09/2024	1:23	51.5		56.3	46.4
3/09/2024	1:28	57.8		61.4	46.0
3/09/2024	1:33	49.7		58.2	46.9
3/09/2024	1:38	49.2		50.6	47.2
3/09/2024	1:43	56.4	56.2	59.6	46.6
3/09/2024	1:48	60.2		62.2	46.6
3/09/2024	1:53	57.7		62.9	47.3
3/09/2024	1:58	54.1		55.6	45.6
3/09/2024	2:03	56.3		58.9	47.3
3/09/2024	2:08	53.5		55.3	46.6
3/09/2024	2:13	60.6	55.5	65.4	46.2
3/09/2024	2:18	52.6		53.2	45.9
3/09/2024	2:23	49.9		58.2	46.0
3/09/2024	2:28	48.7		53.2	46.2
3/09/2024	2:33	50.7		68.7	45.8
3/09/2024	2:38	47.4		48.4	46.0
3/09/2024	2:43	56.5	51.5	60.1	44.7
3/09/2024	2:48	50.2		50.4	42.2
3/09/2024	2:53	48.5		55.2	42.3
3/09/2024	2:58	47.0		53.0	43.5
3/09/2024	3:03	54.4		56.6	45.1
3/09/2024	3:08	47.5		48.0	44.1
3/09/2024	3:13	45.4	54.2	46.8	42.3
3/09/2024	3:18	58.0		58.2	43.5
3/09/2024	3:23	57.0		60.7	44.0
3/09/2024	3:28	48.2		56.3	42.6
3/09/2024	3:33	65.0		65.8	43.3
3/09/2024	3:38	59.1		59.5	43.2
3/09/2024	3:43	59.8	60.8	63.3	44.8
3/09/2024	3:48	57.6		59.7	43.6
3/09/2024	3:53	52.4		56.5	43.2
3/09/2024	3:58	61.7		65.8	44.3
3/09/2024	4:03	54.7		58.3	43.7
3/09/2024	4:08	55.1		57.5	44.4
3/09/2024	4:13	56.4	53.5	57.0	44.7
3/09/2024	4:18	48.8		56.4	43.4
3/09/2024	4:23	51.8		55.2	43.8
3/09/2024	4:28	48.3		58.4	43.2
3/09/2024	4:33	59.4		59.6	41.8
3/09/2024	4:38	55.0		63.3	43.1
3/09/2024	4:43	60.3	58.6	60.6	44.8
3/09/2024	4:48	53.2		55.7	42.1
3/09/2024	4:53	59.6		60.3	41.6
3/09/2024	4:58	59.8		61.4	45.8
3/09/2024	5:03	58.7		59.2	41.5
3/09/2024	5:08	57.3		59.5	42.1
3/09/2024	5:13	66.4	62.3	67.9	43.3
3/09/2024	5:18	62.7		64.6	43.9
3/09/2024	5:23	62.0		64.4	47.1
3/09/2024	5:28	60.5		63.0	46.9
3/09/2024	5:33	60.8		63.6	47.0
3/09/2024	5:38	64.2		67.2	46.6
3/09/2024	5:43	62.7	65.8	68.4	46.6
3/09/2024	5:48	70.4		72.0	48.6
3/09/2024	5:53	65.6		69.3	48.0
3/09/2024	5:58	64.2		67.6	47.3
3/09/2024	6:03	66.4		70.4	48.6
3/09/2024	6:08	70.0		72.0	49.6
3/09/2024	6:13	70.4	69.3	73.4	50.7
3/09/2024	6:18	68.0		69.1	46.9
3/09/2024	6:23	68.5		70.8	51.5
3/09/2024	6:28	70.8		71.9	50.7
3/09/2024	6:33	65.1		68.4	49.0
3/09/2024	6:38	68.4		69.9	49.9
3/09/2024	6:43	71.3	69.8	72.9	50.5
3/09/2024	6:48	69.1		72.7	51.1
3/09/2024	6:53	68.1		71.7	57.4
3/09/2024	6:58	72.9		73.4	57.7

2/09/2024	23:03	66.3		67.8	47.2
2/09/2024	23:08	62.1		63.6	48.8
2/09/2024	23:13	64.2	62.4	66.6	46.7
2/09/2024	23:18	60.4		61.5	46.9
2/09/2024	23:23	57.3		64.1	46.8
2/09/2024	23:28	53.8		57.9	46.1
2/09/2024	23:33	58.1		59.2	46.9
2/09/2024	23:38	54.6		64.3	46.9
2/09/2024	23:43	50.7	61.2	52.0	46.9
2/09/2024	23:48	62.6		62.9	48.1
2/09/2024	23:53	60.0		61.0	46.7
2/09/2024	23:58	66.0		66.6	47.4
		Mean	58.2		
		Maximum	69.7		
		Minimum	49.7		

3/09/2024	23:03	47.1		47.2	44.5
3/09/2024	23:08	56.0		56.5	45.8
3/09/2024	23:13	55.6	57.8	59.0	45.5
3/09/2024	23:18	57.7		57.8	45.3
3/09/2024	23:23	58.9		59.0	45.8
3/09/2024	23:28	61.5		62.1	44.8
3/09/2024	23:33	58.2		59.4	44.9
3/09/2024	23:38	56.8		58.5	44.9
3/09/2024	23:43	60.0	57.4	62.9	45.9
3/09/2024	23:48	51.8		54.0	45.7
3/09/2024	23:53	59.7		60.4	45.3
3/09/2024	23:58	47.3		48.1	44.9
		Mean	58.9		
		Maximum	69.8		
		Minimum	51.5		

Station: CM21

Date	Start Time	Leq (5mins)	Leq (30mins)	L10 (5mins)	L90 (5mins)
4/09/2024	0:03	54.0	54.5	56.7	46.8
4/09/2024	0:08	52.6		55.1	47.3
4/09/2024	0:13	56.5		57.6	45.2
4/09/2024	0:18	54.0		61.0	46.8
4/09/2024	0:23	48.3		50.5	44.7
4/09/2024	0:28	56.9		65.1	45.2
4/09/2024	0:33	53.3	51.4	53.8	43.3
4/09/2024	0:38	46.8		50.8	41.8
4/09/2024	0:43	55.2		56.3	42.9
4/09/2024	0:48	46.6		51.1	43.2
4/09/2024	0:53	47.5		48.5	44.4
4/09/2024	0:58	51.0		57.3	44.7
4/09/2024	1:03	60.1	58.0	61.9	41.8
4/09/2024	1:08	50.4		56.8	43.0
4/09/2024	1:13	49.3		55.3	45.0
4/09/2024	1:18	51.2		51.9	42.9
4/09/2024	1:23	63.8		71.0	42.7
4/09/2024	1:28	48.7		55.5	43.6
4/09/2024	1:33	57.7	54.1	61.1	42.5
4/09/2024	1:38	56.9		57.7	45.6
4/09/2024	1:43	47.2		53.0	42.3
4/09/2024	1:48	47.1		48.1	41.8
4/09/2024	1:53	52.8		56.5	44.1
4/09/2024	1:58	52.0		57.3	41.7
4/09/2024	2:03	56.2	57.4	57.1	43.4
4/09/2024	2:08	57.2		58.4	44.2
4/09/2024	2:13	59.8		61.5	44.6
4/09/2024	2:18	45.0		46.5	42.0
4/09/2024	2:23	58.9		60.7	43.4
4/09/2024	2:28	57.9		60.1	42.3
4/09/2024	2:33	51.7	59.7	55.5	43.4
4/09/2024	2:38	55.5		55.6	42.9
4/09/2024	2:43	57.3		60.4	43.0
4/09/2024	2:48	62.7		63.0	42.8
4/09/2024	2:53	61.3		62.5	42.3
4/09/2024	2:58	61.2		62.1	44.2
4/09/2024	3:03	64.0	63.0	66.0	45.6
4/09/2024	3:08	60.8		62.4	45.6
4/09/2024	3:13	59.3		59.4	45.6
4/09/2024	3:18	64.0		64.4	45.7
4/09/2024	3:23	66.0		68.3	45.7
4/09/2024	3:28	59.8		60.7	46.2
4/09/2024	3:33	63.0	60.2	65.0	45.2
4/09/2024	3:38	59.6		61.4	46.8
4/09/2024	3:43	59.0		60.1	47.4
4/09/2024	3:48	59.1		61.7	47.6
4/09/2024	3:53	59.0		59.8	46.5
4/09/2024	3:58	59.9		61.0	45.5
4/09/2024	4:03	59.9	60.1	61.8	46.7
4/09/2024	4:08	59.9		62.3	46.7
4/09/2024	4:13	60.4		63.6	48.0
4/09/2024	4:18	60.8		61.5	49.0
4/09/2024	4:23	60.0		63.7	45.8
4/09/2024	4:28	59.5		61.8	46.5
4/09/2024	4:33	61.4	60.5	64.3	46.4
4/09/2024	4:38	59.4		60.1	46.4
4/09/2024	4:43	60.6		62.0	48.4
4/09/2024	4:48	60.5		61.2	46.9
4/09/2024	4:53	59.6		62.7	47.1
4/09/2024	4:58	61.3		64.4	48.2
4/09/2024	5:03	60.1	59.9	62.8	47.2
4/09/2024	5:08	60.1		60.9	48.5
4/09/2024	5:13	59.7		62.1	48.1
4/09/2024	5:18	60.0		61.0	47.3
4/09/2024	5:23	59.5		62.2	45.7
4/09/2024	5:28	60.2		60.9	46.2
4/09/2024	5:33	60.3	60.6	62.2	46.6
4/09/2024	5:38	60.6		64.2	47.5
4/09/2024	5:43	60.0		61.1	47.4
4/09/2024	5:48	60.6		62.0	48.4
4/09/2024	5:53	61.7		63.1	49.1
4/09/2024	5:58	59.9		62.7	48.1
4/09/2024	6:03	60.7	60.2	64.2	47.6
4/09/2024	6:08	59.9		60.5	48.4
4/09/2024	6:13	60.2		63.2	46.1
4/09/2024	6:18	60.0		61.8	48.2
4/09/2024	6:23	59.4		60.1	45.9
4/09/2024	6:28	60.8		61.5	49.2
4/09/2024	6:33	60.4	59.7	62.0	46.9
4/09/2024	6:38	60.1		61.7	46.6
4/09/2024	6:43	59.6		60.1	48.2
4/09/2024	6:48	59.7		62.3	48.1
4/09/2024	6:53	59.3		59.8	45.8
4/09/2024	6:58	59.0		59.6	47.6
		Mean	58.5		
		Maximum	63.0		
		Minimum	51.4		

Date	Start Time	Leq (5mins)	Leq (30mins)	L10 (5mins)	L90 (5mins)
9/09/2024	23:02	62.9	60.5	64.3	54.0
9/09/2024	23:07	56.2		58.2	53.8
9/09/2024	23:12	61.5		64.4	54.2
9/09/2024	23:17	60.2		62.2	54.4
9/09/2024	23:22	58.9		59.2	46.6
9/09/2024	23:27	60.5		62.7	46.3
9/09/2024	23:32	61.0	62.7	63.9	46.3
9/09/2024	23:37	61.6		62.1	46.1
9/09/2024	23:42	56.9		61.7	46.0
9/09/2024	23:47	66.6		67.1	46.1
9/09/2024	23:52	65.1		67.6	47.1
9/09/2024	23:57	48.3		58.1	45.6
		Mean	61.6		
		Maximum	62.7		
		Minimum	60.5		

Station: CM21

Date	Start Time	Leq (5mins)	Leq (30mins)	L10 (5mins)	L90 (5mins)
10/09/2024	0:02	55.2	55.2	60.4	46.2
10/09/2024	0:07	59.8		60.2	45.2
10/09/2024	0:12	48.1		49.7	46.1
10/09/2024	0:17	49.0		57.5	45.3
10/09/2024	0:22	56.6		61.5	46.6
10/09/2024	0:27	50.1		50.2	45.6
10/09/2024	0:32	50.8	58.1	55.0	46.0
10/09/2024	0:37	63.3		64.0	46.1
10/09/2024	0:42	52.4		53.1	46.7
10/09/2024	0:47	52.6		57.0	45.8
10/09/2024	0:52	60.4		61.7	48.1
10/09/2024	0:57	52.9		58.1	45.5
10/09/2024	1:02	49.0	53.3	51.7	45.5
10/09/2024	1:07	51.1		64.3	46.2
10/09/2024	1:12	49.0		58.4	45.5
10/09/2024	1:17	53.1		56.3	45.8
10/09/2024	1:22	58.5		58.8	45.4
10/09/2024	1:27	48.8		54.0	45.9
10/09/2024	1:32	54.3	54.4	58.4	45.0
10/09/2024	1:37	58.6		63.9	46.2
10/09/2024	1:42	53.0		56.4	45.3
10/09/2024	1:47	52.1		56.1	45.5
10/09/2024	1:52	52.9		53.2	46.2
10/09/2024	1:57	50.2		59.9	45.8
10/09/2024	2:02	49.0	49.2	52.1	45.4
10/09/2024	2:07	48.9		49.2	45.9
10/09/2024	2:12	48.5		49.8	45.5
10/09/2024	2:17	49.4		54.5	47.0
10/09/2024	2:22	51.1		54.0	45.8
10/09/2024	2:27	47.6		48.6	45.9
10/09/2024	2:32	48.4	53.3	49.2	42.9
10/09/2024	2:37	54.7		57.7	44.4
10/09/2024	2:42	53.5		56.0	43.9
10/09/2024	2:47	54.4		55.1	44.8
10/09/2024	2:52	55.6		56.6	44.1
10/09/2024	2:57	48.3		50.1	43.4
10/09/2024	3:02	56.2	53.6	57.7	44.0
10/09/2024	3:07	56.4		56.8	44.8
10/09/2024	3:12	52.6		53.0	45.4
10/09/2024	3:17	47.3		53.8	44.4
10/09/2024	3:22	52.9		58.9	43.6
10/09/2024	3:27	49.9		56.0	44.4
10/09/2024	3:32	51.0	52.3	53.9	44.5
10/09/2024	3:37	51.5		63.2	43.6
10/09/2024	3:42	57.2		57.3	44.6
10/09/2024	3:47	51.0		52.3	44.0
10/09/2024	3:52	47.8		53.5	44.2
10/09/2024	3:57	46.9		53.8	44.6
10/09/2024	4:02	61.0	58.7	63.2	44.7
10/09/2024	4:07	51.5		52.5	43.7
10/09/2024	4:12	62.3		64.7	43.8
10/09/2024	4:17	49.6		56.2	43.4
10/09/2024	4:22	60.1		61.1	42.3
10/09/2024	4:27	53.3		54.7	47.2
10/09/2024	4:32	55.3	57.9	57.1	46.3
10/09/2024	4:37	55.7		59.5	46.2
10/09/2024	4:42	57.1		58.2	43.9
10/09/2024	4:47	52.9		59.0	43.3
10/09/2024	4:52	61.1		61.3	44.0
10/09/2024	4:57	59.9		60.5	46.1
10/09/2024	5:02	58.2	62.3	59.2	44.9
10/09/2024	5:07	58.6		60.8	45.7
10/09/2024	5:12	65.2		66.1	46.0
10/09/2024	5:17	60.9		63.9	46.9
10/09/2024	5:22	63.4		66.0	46.5
10/09/2024	5:27	63.4		69.2	47.3
10/09/2024	5:32	65.3	68.2	67.5	46.8
10/09/2024	5:37	63.3		66.2	47.6
10/09/2024	5:42	67.9		71.6	48.9
10/09/2024	5:47	70.0		72.5	50.6
10/09/2024	5:52	70.8		72.4	47.2
10/09/2024	5:57	67.8		70.0	47.4
10/09/2024	6:02	70.3	68.7	71.3	46.9
10/09/2024	6:07	68.5		71.8	45.3
10/09/2024	6:12	67.9		69.9	48.3
10/09/2024	6:17	68.3		69.9	48.3
10/09/2024	6:22	69.8		71.4	47.3
10/09/2024	6:27	66.5		68.5	48.5
10/09/2024	6:32	70.1	68.9	72.8	48.6
10/09/2024	6:37	66.5		69.4	50.2
10/09/2024	6:42	68.3		71.7	47.7
10/09/2024	6:47	66.9		71.0	54.0
10/09/2024	6:52	70.6		74.4	54.3
10/09/2024	6:57	69.2		72.8	52.5
10/09/2024	23:02	59.2	59.9	60.1	45.2
10/09/2024	23:07	60.1		62.8	46.3
10/09/2024	23:12	59.3		60.3	47.1
10/09/2024	23:17	59.2		60.9	46.8
10/09/2024	23:22	60.3		60.6	44.6
10/09/2024	23:27	60.9		64.6	45.3
10/09/2024	23:32	59.9	60.0	62.1	47.4
10/09/2024	23:37	61.6		63.6	46.6
10/09/2024	23:42	59.0		60.5	46.7
10/09/2024	23:47	59.6		62.4	45.5
10/09/2024	23:52	60.2		61.9	45.4
10/09/2024	23:57	59.3		60.9	47.5
		Mean	58.4		
		Maximum	68.9		
		Minimum	49.2		

Date	Start Time	Leq (5mins)	Leq (30mins)	L10 (5mins)	L90 (5mins)
11/09/2024	00:02	59.1	59.7	60.8	46.4
11/09/2024	00:07	60.2		61.2	46.1
11/09/2024	00:12	60.2		63.1	47.1
11/09/2024	00:17	59.4		60.1	47.5
11/09/2024	00:22	59.4		62.9	45.2
11/09/2024	00:27	59.9		61.4	47.7
11/09/2024	00:32	60.2	58.5	63.0	46.9
11/09/2024	00:37	58.5		59.2	45.8
11/09/2024	00:42	58.1		59.8	46.7
11/09/2024	00:47	58.3		61.6	46.3
11/09/2024	00:52	57.7		60.7	43.6
11/09/2024	00:57	57.8		59.4	45.5
11/09/2024	01:02	57.5	58.8	59.3	44.8
11/09/2024	01:07	58.2		59.9	45.1
11/09/2024	01:12	59.7		60.3	46.1
11/09/2024	01:17	59.9		60.9	44.5
11/09/2024	01:22	58.5		59.5	46.3
11/09/2024	01:27	58.5		60.1	43.9
11/09/2024	01:32	58.2	60.9	59.2	46.2
11/09/2024	01:37	62.4		62.6	46.1
11/09/2024	01:42	60.2		62.8	46.6
11/09/2024	01:47	60.1		60.5	48.1
11/09/2024	01:52	60.4		61.7	47.1
11/09/2024	01:57	62.5		64.1	48.0
11/09/2024	02:02	62.4	61.2	63.8	47.4
11/09/2024	02:07	60.7		63.7	47.0
11/09/2024	02:12	60.8		62.3	47.8
11/09/2024	02:17	60.6		61.1	47.3
11/09/2024	02:22	60.8		63.2	47.0
11/09/2024	02:27	61.4		62.3	49.4
11/09/2024	02:32	60.8	61.1	63.8	49.1
11/09/2024	02:37	62.8		65.9	47.6
11/09/2024	02:42	61.2		64.0	47.4
11/09/2024	02:47	60.3		63.0	48.6
11/09/2024	02:52	60.7		61.5	46.7
11/09/2024	02:57	60.2		62.1	46.7
11/09/2024	03:02	60.5	60.1	61.6	48.8
11/09/2024	03:07	59.7		61.1	47.1
11/09/2024	03:12	59.9		62.8	45.8
11/09/2024	03:17	59.8		61.0	47.5
11/09/2024	03:22	60.4		63.2	46.6
11/09/2024	03:27	60.2		62.5	47.1
11/09/2024	03:32	59.7	59.8	62.6	45.9
11/09/2024	03:37	58.9		60.7	45.4
11/09/2024	03:42	59.3		59.8	45.8
11/09/2024	03:47	61.7		63.8	47.3
11/09/2024	03:52	59.5		60.4	46.7
11/09/2024	03:57	59.2		62.0	45.7
11/09/2024	04:02	59.6	59.3	62.7	47.9
11/09/2024	04:07	59.4		61.1	46.8
11/09/2024	04:12	59.5		61.3	46.5
11/09/2024	04:17	58.9		61.4	45.2
11/09/2024	04:22	59.2		61.3	46.4
11/09/2024	04:27	58.9		59.9	46.3
11/09/2024	04:32	59.8	59.8	62.0	47.6
11/09/2024	04:37	58.9		59.5	46.4
11/09/2024	04:42	60.4		64.2	47.3
11/09/2024	04:47	60.8		62.4	49.1
11/09/2024	04:52	59.6		60.9	47.2
11/09/2024	04:57	59.2		59.9	47.7
11/09/2024	05:02	60.9	59.4	62.3	45.8
11/09/2024	05:07	59.8		62.7	47.0
11/09/2024	05:12	59		60.2	44.9
11/09/2024	05:17	58.9		61.3	46.5
11/09/2024	05:22	58.5		61.1	46.0
11/09/2024	05:27	58.8		62.4	44.9
11/09/2024	05:32	59.3	59.9	61.2	45.4
11/09/2024	05:37	59.5		62.5	46.4
11/09/2024	05:42	61.1		62.4	47.0
11/09/2024	05:47	59.8		61.9	46.7
11/09/2024	05:52	60.5		62.0	47.9
11/09/2024	05:57	59		62.0	47.2
11/09/2024	06:02	59.8	59.1	61.1	47.4
11/09/2024	06:07	59.1		60.0	46.5
11/09/2024	06:12	59.7		62.6	45.5
11/09/2024	06:17	58.8		60.4	46.2
11/09/2024	06:22	58.4		59.2	46.5
11/09/2024	06:27	58.8		61.0	46.7
11/09/2024	06:32	58.5	60.0	60.4	44.6
11/09/2024	06:37	60		60.5	47.2
11/09/2024	06:42	60.7		63.8	47.5
11/09/2024	06:47	61.8		65.7	46.7
11/09/2024	06:52	58.9		59.7	45.0
11/09/2024	06:57	59.5		61.3	47.4
		Mean	59.8		
		Maximum	61.2		
		Minimum	58.5		

Summary of Noise Monitoring Results during 23:00 - 07:00 on the next day at CM21	
	Leq (30mins)
Mean	60.4
Maximum	71.3
Minimum	49.2

Note:
1. Data gaps appear starting from the afternoon on 4 September 2024 to the morning on 9 September 2024 during the suspension of monitoring due to the super typhoon Yagi.

Appendix 3-2-18 Baseline Noise Monitoring Data at CM22

Station: CM22

Date	Start Time	Leq (5mins)	Leq (30mins)	L10 (5mins)	L90 (5mins)
13/09/2024	13:24	67.1		70.1	63.7
13/09/2024	13:29	66.9		68.2	64.6
13/09/2024	13:34	66.6	66.6	68.3	63.5
13/09/2024	13:39	68.2		71.0	63.7
13/09/2024	13:44	65.0		66.4	61.8
13/09/2024	13:49	64.5		67.3	61.3
13/09/2024	13:54	64.7		67.4	59.8
13/09/2024	13:59	65.1		68.2	60.1
13/09/2024	14:04	63.0	63.6	65.9	59.6
13/09/2024	14:09	64.6		68.1	61.0
13/09/2024	14:14	62.2		64.3	59.8
13/09/2024	14:19	59.5		60.8	57.4
13/09/2024	14:24	58.9		61.0	56.4
13/09/2024	14:29	59.6		61.8	57.1
13/09/2024	14:34	58.7	58.6	61.1	56.0
13/09/2024	14:39	59.1		59.9	56.5
13/09/2024	14:44	58.0		60.0	56.6
13/09/2024	14:49	57.1		59.4	55.1
13/09/2024	14:54	56.8		58.1	55.1
13/09/2024	14:59	58.4		59.5	57.0
13/09/2024	15:04	60.2	62.9	61.6	57.1
13/09/2024	15:09	61.3		63.2	59.6
13/09/2024	15:14	64.3		67.1	61.9
13/09/2024	15:19	67.4		69.6	62.0
13/09/2024	15:24	68.1		70.7	65.7
13/09/2024	15:29	67.3		69.3	65.9
13/09/2024	15:34	67.3	67.3	69.0	64.5
13/09/2024	15:39	67.6		68.7	64.6
13/09/2024	15:44	67.0		68.9	64.7
13/09/2024	15:49	66.1		69.1	63.7
13/09/2024	15:54	66.8		67.9	62.8
13/09/2024	15:59	66.1		69.0	63.1
13/09/2024	16:04	65.7	66.6	67.7	63.7
13/09/2024	16:09	65.9		67.5	64.2
13/09/2024	16:14	67.6		70.2	65.0
13/09/2024	16:19	67.2		68.0	63.1
13/09/2024	16:24	66.0		68.0	62.5
13/09/2024	16:29	65.9		68.0	63.3
13/09/2024	16:34	66.0	66.0	68.4	62.5
13/09/2024	16:39	66.0		67.6	63.7
13/09/2024	16:44	65.9		66.5	63.2
13/09/2024	16:49	66.4		69.2	63.8
13/09/2024	16:54	66.7		68.2	62.9
13/09/2024	16:59	65.9		69.6	62.8
13/09/2024	17:04	67.1	66.5	69.3	63.4
13/09/2024	17:09	65.8		67.5	63.8
13/09/2024	17:14	65.4		67.8	62.4
13/09/2024	17:19	67.7		69.4	63.1
13/09/2024	17:24	66.9		67.8	64.0
13/09/2024	17:29	65.1		67.5	63.3
13/09/2024	17:34	66.4	66.2	67.9	63.6
13/09/2024	17:39	65.9		66.4	63.4
13/09/2024	17:44	66.1		68.1	63.1
13/09/2024	17:49	66.4		67.6	64.8
13/09/2024	17:54	68.7		70.0	66.0
13/09/2024	17:59	67.5		69.2	63.4
13/09/2024	18:04	64.7	66.6	66.0	64.0
13/09/2024	18:09	65.5		66.5	63.1
13/09/2024	18:14	65.7		67.4	64.5
13/09/2024	18:19	66.3		66.9	64.1
13/09/2024	18:24	64.6		66.4	63.1
13/09/2024	18:29	66.7		68.9	62.4
13/09/2024	18:34	67.9	66.4	68.9	66.6
13/09/2024	18:39	67.1		68.5	63.0
13/09/2024	18:44	66.3		68.0	62.9
13/09/2024	18:49	64.7		66.2	61.8
13/09/2024	18:54	66.5		69.6	61.9
13/09/2024	18:59	69.5		73.8	63.0
		Mean	65.2		
		Maximum	67.3		
		Minimum	58.6		

Date	Start Time	Leq (5mins)	Leq (30mins)	L10 (5mins)	L90 (5mins)
14/09/2024	7:04	52.7		54.4	50.6
14/09/2024	7:09	52.5		53.6	49.9
14/09/2024	7:14	53.0	52.7	54.4	51.2
14/09/2024	7:19	52.4		53.4	51.1
14/09/2024	7:24	53.2		54.6	49.9
14/09/2024	7:29	52.2		54.2	50.5
14/09/2024	7:34	53.7		54.3	50.4
14/09/2024	7:39	57.1		58.0	50.4
14/09/2024	7:44	55.6	56.1	58.3	51.0
14/09/2024	7:49	57.6		58.5	51.5
14/09/2024	7:54	56.5		58.2	53.5
14/09/2024	7:59	55.2		57.1	53.3
14/09/2024	8:04	56.9		59.6	53.3
14/09/2024	8:09	55.3		62.4	52.9
14/09/2024	8:14	55.8	56.4	57.4	54.1
14/09/2024	8:19	55.0		57.3	50.4
14/09/2024	8:24	56.9		58.6	51.2
14/09/2024	8:29	57.7		60.0	49.9
14/09/2024	8:34	63.7		64.0	52.7
14/09/2024	8:39	58.3		58.9	51.7
14/09/2024	8:44	59.4	60.4	61.8	54.2
14/09/2024	8:49	60.6		63.0	55.5
14/09/2024	8:54	57.5		60.7	53.5
14/09/2024	8:59	59.9		62.4	54.9
14/09/2024	9:04	58.0		61.0	53.7
14/09/2024	9:09	59.8		61.8	54.5
14/09/2024	9:14	60.3	58.9	64.0	52.1
14/09/2024	9:19	57.9		60.7	53.9
14/09/2024	9:24	58.7		61.5	54.4
14/09/2024	9:29	58.2		60.0	53.2
14/09/2024	9:34	58.7		62.7	50.9
14/09/2024	9:39	59.1		61.2	53.5
14/09/2024	9:44	58.1	58.7	61.7	52.8
14/09/2024	9:49	56.7		58.7	54.1
14/09/2024	9:54	58.5		61.7	53.3
14/09/2024	9:59	60.5		63.9	54.0
14/09/2024	10:04	59.0		63.3	53.3
14/09/2024	10:09	60.4		64.7	53.7
14/09/2024	10:14	61.4	59.7	64.4	54.8
14/09/2024	10:19	59.5		62.9	53.2
14/09/2024	10:24	58.4		60.6	54.7
14/09/2024	10:29	58.7		61.9	53.2
14/09/2024	10:34	61.0		64.1	55.6
14/09/2024	10:39	60.4		63.6	55.0
14/09/2024	10:44	59.1	60.9	62.7	55.3
14/09/2024	10:49	60.1		64.9	54.3
14/09/2024	10:54	58.5		60.7	56.1
14/09/2024	10:59	63.8		64.6	55.7
14/09/2024	11:04	62.7		64.5	58.7
14/09/2024	11:09	62.6		64.3	60.4
14/09/2024	11:14	63.5	64.6	65.1	61.3
14/09/2024	11:19	64.5		66.5	60.9
14/09/2024	11:24	63.3		64.5	60.7
14/09/2024	11:29	68.2		70.5	63.4
14/09/2024	11:34	63.7		66.0	62.0
14/09/2024	11:39	64.7		66.0	62.1
14/09/2024	11:44	66.0	65.3	68.2	62.5
14/09/2024	11:49	65.5		67.0	62.5
14/09/2024	11:54	65.8		68.3	62.5
14/09/2024	11:59	65.7		67.8	63.3
14/09/2024	12:04	64.7		65.8	62.8
14/09/2024	12:09	64.9		66.1	63.9
14/09/2024	12:14	64.9	64.9	66.6	63.1
14/09/2024	12:19	65.8		67.5	64.3
14/09/2024	12:24	64.2		66.1	62.9
14/09/2024	12:29	64.8		66.0	62.6
14/09/2024	12:34	65.9		66.8	63.8
14/09/2024	12:39	64.3		65.8	63.5
14/09/2024	12:44	65.5	64.8	66.8	64.1
14/09/2024	12:49	64.8		66.5	63.2
14/09/2024	12:54	63.8		67.1	61.3
14/09/2024	12:59	64.3		65.3	60.5
14/09/2024	13:04	63.9		65.2	61.3
14/09/2024	13:09	65.2		66.4	62.4
14/09/2024	13:14	62.4	63.7	64.5	60.9
14/09/2024	13:19	62.4		64.3	60.9
14/09/2024	13:24	64.0		66.2	61.5
14/09/2024	13:29	63.9		66.7	62.1
14/09/2024	13:34	64.1		65.2	60.4
14/09/2024	13:39	62.0		63.9	59.8
14/09/2024	13:44	61.9	62.8	64.0	59.7
14/09/2024	13:49	62.6		63.6	60.6
14/09/2024	13:54	63.0		64.9	60.6
14/09/2024	13:59	62.6		64.8	59.9
14/09/2024	14:04	60.4		62.9	58.7
14/09/2024	14:09	61.1		64.8	58.1
14/09/2024	14:14	61.0	62.1	64.1	58.8
14/09/2024	14:19	61.6		65.2	58.2
14/09/2024	14:24	65.2		69.1	57.7
14/09/2024	14:29	61.1		63.6	57.7
14/09/2024	14:34	58.3		59.7	57.2
14/09/2024	14:39	59.3		62.5	57.2
14/09/2024	14:44	57.8	59.2	58.3	56.2
14/09/2024	14:49	60.0		61.9	56.7
14/09/2024	14:54	58.8		60.3	57.5
14/09/2024	14:59	60.6		63.0	57.3
14/09/2024	15:04	60.5		61.6	59.2
14/09/2024	15:09	60.4		62.8	59.7
14/09/2024	15:14	63.0	63.5	63.7	60.6
14/09/2024	15:19	62.4		62.7	60.2
14/09/2024	15:24	64.5		68.3	60.2
14/09/2024	15:29	66.8		69.4	61.3
14/09/2024	15:34	63.5		65.3	61.2
14/09/2024	15:39	64.3		65.4	62.1
14/09/2024	15:44	64.6	63.8	65.7	60.2
14/09/2024	15:49	63.9		64.5	61.0
14/09/2024	15:54	62.6		64.8	61.2
14/09/2024	15:59	63.5		65.5	60.9
14/09/2024	16:04	64.8		66.6	61.4
14/09/2024	16:09	67.5		70.6	60.7
14/09/2024	16:14	65.9	64.9	69.4	61.6
14/09/2024	16:19	63.0		66.2	60.5
14/09/2024	16:24	63.2		65.5	61.1
14/09/2024	16:29	63.3		64.2	60.5
14/09/2024	16:34	63.3		63.8	60.1
14/09/2024	16:39	64.0		65.5	61.6
14/09/2024	16:44	63.1	66.4	66.0	61.3
14/09/2024	16:49	70.3		71.2	60.8
14/09/2024	16:54	65.4		68.7	62.2
14/09/2024	16:59	67.2		70.4	61.9
14/09/2024	17:04	64.9		66.2	60.9
14/09/2024	17:09	65.2		67.2	61.4
14/09/2024	17:14	66.4	64.4	69.6	62.3
14/09/2024	17:19	63.5		64.4	60.4
14/09/2024	17:24	61.3		62.4	61.1
14/09/2024	17:29	63.3		65.5	61.3
14/09/2024	17:34	62.7		64.7	60.2
14/09/2024	17:39	62.9		64.9	61.1
14/09/2024	17:44	64.1	62.9	65.3	61.8
14/09/2024	17:49	62.7		65.4	60.9
14/09/2024	17:54	61.5		63.3	60.4
14/09/2024	17:59	63.3		64.4	62.1
14/09/2024	18:04	64.2		65.3	60.9
14/09/2024	18:09	63.9		66.9	60.9
14/09/2024	18:14	64.0	63.6	66.1	60.1
14/09/2024	18:19	61.8		63.6	60.8
14/09/2024	18:24	62.8		64.8	60.8
14/09/2024	18:29	64.2		66.0	60.3
14/09/2024	18:34	64.2		66.4	61.1
14/09/2024	18:39	62.0		63.8	60.5
14/09/2024	18:44	63.2	62.8	64.0	59.9
14/09/2024	18:49	63.5		65.1	59.4
14/09/2024	18:54	60.8		62.4	59.3
14/09/2024	18:59	62.4		65.3	60.0
		Mean	61.8		
		Maximum	66.4		
		Minimum	52.7		

Station: CM22

Date	Start Time	Leq (5mins)	Leq (30mins)	L10 (5mins)	L90 (5mins)
15/09/2024	7:04	58.0		58.4	56.8
15/09/2024	7:09	57.0		57.9	56.3
15/09/2024	7:14	58.6	60.4	59.1	56.2
15/09/2024	7:19	62.1		65.7	57.0
15/09/2024	7:24	63.1		67.3	55.9
15/09/2024	7:29	60.4		63.7	56.8
15/09/2024	7:34	62.5		65.2	57.5
15/09/2024	7:39	58.8		58.9	56.8
15/09/2024	7:44	58.7	61.0	58.9	56.6
15/09/2024	7:49	60.2		61.9	58.2
15/09/2024	7:54	60.2		61.4	57.2
15/09/2024	7:59	63.5		67.8	57.2
15/09/2024	8:04	62.6		64.2	58.1
15/09/2024	8:09	59.6		60.0	57.1
15/09/2024	8:14	58.9	60.8	59.8	57.0
15/09/2024	8:19	59.4		62.8	56.5
15/09/2024	8:24	60.1		63.5	57.3
15/09/2024	8:29	62.4		66.1	58.2
15/09/2024	8:34	61.3		63.7	58.4
15/09/2024	8:39	59.9		61.3	57.4
15/09/2024	8:44	59.1	60.1	61.5	57.1
15/09/2024	8:49	61.1		64.3	57.6
15/09/2024	8:54	59.4		62.1	57.1
15/09/2024	8:59	59.0		61.0	56.9
15/09/2024	9:04	59.8		61.5	56.7
15/09/2024	9:09	60.7		62.4	56.8
15/09/2024	9:14	58.4	60.9	58.9	56.6
15/09/2024	9:19	58.4		60.4	57.0
15/09/2024	9:24	59.0		60.4	56.1
15/09/2024	9:29	64.8		65.7	57.5
15/09/2024	9:34	60.9		63.2	57.3
15/09/2024	9:39	63.7		68.0	56.7
15/09/2024	9:44	59.8	62.9	60.7	57.4
15/09/2024	9:49	60.2		62.3	56.6
15/09/2024	9:54	63.1		64.5	57.5
15/09/2024	9:59	66.1		71.3	57.3
15/09/2024	10:04	67.5		72.1	57.6
15/09/2024	10:09	58.6		60.6	56.6
15/09/2024	10:14	62.0	64.1	65.0	58.4
15/09/2024	10:19	66.7		67.5	58.2
15/09/2024	10:24	60.5		61.4	57.4
15/09/2024	10:29	62.4		65.0	59.2
15/09/2024	10:34	62.0		63.1	59.0
15/09/2024	10:39	60.7		61.6	59.3
15/09/2024	10:44	62.3	61.9	64.1	59.9
15/09/2024	10:49	63.2		65.3	59.8
15/09/2024	10:54	61.6		63.1	59.9
15/09/2024	10:59	60.8		62.3	59.6
15/09/2024	11:04	62.8		65.0	59.5
15/09/2024	11:09	63.6		64.7	60.8
15/09/2024	11:14	67.9	64.8	68.5	59.9
15/09/2024	11:19	64.3		69.9	61.9
15/09/2024	11:24	63.6		66.1	61.0
15/09/2024	11:29	64.2		66.1	60.4
15/09/2024	11:34	63.2		64.7	61.2
15/09/2024	11:39	64.1		65.9	61.5
15/09/2024	11:44	67.3	66.5	70.1	63.2
15/09/2024	11:49	65.2		67.0	62.4
15/09/2024	11:54	68.2		70.3	62.0
15/09/2024	11:59	68.3		69.7	61.4
15/09/2024	12:04	64.6		65.3	61.6
15/09/2024	12:09	64.7		68.1	61.4
15/09/2024	12:14	64.5	65.0	68.8	61.3
15/09/2024	12:19	63.7		66.6	61.4
15/09/2024	12:24	68.2		71.8	62.5
15/09/2024	12:29	61.2		66.6	54.8
15/09/2024	12:34	68.4		70.6	62.9
15/09/2024	12:39	62.0		64.9	56.1
15/09/2024	12:44	65.0	64.1	69.1	55.6
15/09/2024	12:49	63.8		67.2	59.5
15/09/2024	12:54	57.8		59.5	54.0
15/09/2024	12:59	58.4		61.6	52.7
15/09/2024	13:04	61.7		62.7	57.5
15/09/2024	13:09	53.8		54.6	52.3
15/09/2024	13:14	60.7	59.5	61.3	52.4
15/09/2024	13:19	60.4		62.6	53.1
15/09/2024	13:24	54.1		56.7	52.3
15/09/2024	13:29	60.4		61.7	51.7
15/09/2024	13:34	59.8		62.2	52.7
15/09/2024	13:39	54.2		57.3	52.0
15/09/2024	13:44	60.8	62.6	63.2	54.6
15/09/2024	13:49	59.2		62.7	55.5
15/09/2024	13:54	65.3		69.2	57.8
15/09/2024	13:59	66.4		71.2	62.7
15/09/2024	14:04	64.5		66.0	60.3
15/09/2024	14:09	66.7		68.4	61.2
15/09/2024	14:14	65.4	66.0	68.3	62.9
15/09/2024	14:19	63.5		67.4	59.8
15/09/2024	14:24	64.7		67.4	63.5
15/09/2024	14:29	68.9		73.8	61.9
15/09/2024	14:34	64.1		64.8	63.5
15/09/2024	14:39	62.7		64.1	60.3
15/09/2024	14:44	66.1	65.6	68.7	64.6
15/09/2024	14:49	68.1		69.0	62.9
15/09/2024	14:54	64.0		65.2	62.9
15/09/2024	14:59	66.2		67.3	62.1
15/09/2024	15:04	64.6		65.3	60.5
15/09/2024	15:09	68.2		72.0	61.6
15/09/2024	15:14	67.0	66.8	70.5	60.6
15/09/2024	15:19	66.6		66.7	63.4
15/09/2024	15:24	64.5		68.5	60.3
15/09/2024	15:29	68.3		71.4	64.0
15/09/2024	15:34	68.0		71.8	61.7
15/09/2024	15:39	66.3		70.9	60.7
15/09/2024	15:44	68.5	67.1	71.0	63.6
15/09/2024	15:49	63.6		63.7	59.7
15/09/2024	15:54	68.3		71.2	59.3
15/09/2024	15:59	65.7		68.3	63.2
15/09/2024	16:04	64.1		67.6	59.3
15/09/2024	16:09	64.8		65.5	64.0
15/09/2024	16:14	62.2	64.2	64.2	59.7
15/09/2024	16:19	66.5		68.6	63.3
15/09/2024	16:24	60.9		64.3	58.9
15/09/2024	16:29	64.3		65.0	61.8
15/09/2024	16:34	60.8		64.3	58.5
15/09/2024	16:39	60.8		62.5	58.7
15/09/2024	16:44	66.2	63.7	67.2	65.4
15/09/2024	16:49	62.4		63.3	60.3
15/09/2024	16:54	65.5		67.3	62.2
15/09/2024	16:59	63.2		65.4	60.0
15/09/2024	17:04	59.7		61.0	59.3
15/09/2024	17:09	71.0		72.1	59.9
15/09/2024	17:14	70.1	67.8	71.9	68.6
15/09/2024	17:19	64.2		68.3	58.7
15/09/2024	17:24	68.4		70.1	66.9
15/09/2024	17:29	64.7		67.8	58.7
15/09/2024	17:34	69.6		72.8	63.6
15/09/2024	17:39	68.9		71.6	64.5
15/09/2024	17:44	65.6	66.7	67.0	62.1
15/09/2024	17:49	65.8		66.2	63.2
15/09/2024	17:54	62.9		63.2	60.3
15/09/2024	17:59	62.4		64.6	60.3
15/09/2024	18:04	63.8		64.2	60.0
15/09/2024	18:09	60.3		62.3	58.6
15/09/2024	18:14	62.9	62.2	64.9	60.2
15/09/2024	18:19	62.9		64.2	59.4
15/09/2024	18:24	60.7		62.2	59.4
15/09/2024	18:29	61.8		63.9	58.5
15/09/2024	18:34	64.4		65.0	63.1
15/09/2024	18:39	61.2		64.4	58.9
15/09/2024	18:44	63.8	61.9	63.9	62.1
15/09/2024	18:49	55.6		56.8	54.3
15/09/2024	18:54	57.3		59.1	54.2
15/09/2024	18:59	62.9		63.9	61.4
		Mean	63.6		
		Maximum	67.8		
		Minimum	59.5		

Date	Start Time	Leq (5mins)	Leq (30mins)	L10 (5mins)	L90 (5mins)
16/09/2024	7:04	58.0		64.9	47.1
16/09/2024	7:09	54.9		57.7	48.9
16/09/2024	7:14	62.4	60.1	64.1	61.0
16/09/2024	7:19	63.1		63.8	51.1
16/09/2024	7:24	60.5		62.3	51.7
16/09/2024	7:29	55.6		59.1	52.1
16/09/2024	7:34	55.8		57.4	52.1
16/09/2024	7:39	60.9		62.3	52.9
16/09/2024	7:44	56.7	57.2	59.5	51.8
16/09/2024	7:49	54.9		58.5	51.5
16/09/2024	7:54	55.0		56.7	51.5
16/09/2024	7:59	56.3		61.8	51.9
16/09/2024	8:04	62.3		62.8	60.0
16/09/2024	8:09	60.9		62.5	52.0
16/09/2024	8:14	56.7	58.4	56.9	50.5
16/09/2024	8:19	52.5		55.8	49.2
16/09/2024	8:24	54.4		56.8	50.9
16/09/2024	8:29	54.9		56.6	49.9
16/09/2024	8:34	62.0		62.6	54.8
16/09/2024	8:39	69.8		72.0	49.7
16/09/2024	8:44	58.7	64.3	63.8	51.1
16/09/2024	8:49	64.0		65.9	50.7
16/09/2024	8:54	60.6		64.8	50.6
16/09/2024	8:59	58.1		61.8	50.4
16/09/2024	9:04	63.8		66.0	61.6
16/09/2024	9:09	67.4		72.6	52.5
16/09/2024	9:14	80.2	72.9	80.7	56.9
16/09/2024	9:19	61.5		63.2	52.3
16/09/2024	9:24	58.4		62.7	52.6
16/09/2024	9:29	62.4		63.8	61.7
16/09/2024	9:34	58.6		59.8	54.8
16/09/2024	9:39	63.1		65.1	62.8
16/09/2024	9:44	61.5	62.6	63.6	58.6
16/09/2024	9:49	60.7		61.2	59.6
16/09/2024	9:54	65.4		68.5	59.2
16/09/2024	9:59	63.0		64.4	60.0
16/09/2024	10:04	69.4		73.5	59.3
16/09/2024	10:09	70.0		75.8	60.4
16/09/2024	10:14	62.3	71.7	64.6	60.0
16/09/2024	10:19	75.0		78.7	64.2
16/09/2024	10:24	75.6		78.5	60.0
16/09/2024	10:29	61.3		63.6	60.2
16/09/2024	10:34	61.9		63.1	60.1
16/09/2024	10:39	65.9		67.4	63.4
16/09/2024	10:44	62.4	64.3	63.9	60.5
16/09/2024	10:49	62.8		64.8	59.6
16/09/2024	10:54	63.9		66.3	60.1
16/09/2024	10:59	66.5		67.1	64.9
16/09/2024	11:04	64.2		66.8	62.8
16/09/2024	11:09	66.9		68.8	65.1
16/09/2024	11:14	69.0	66.6	71.1	63.0
16/09/2024	11:19	65.5		65.8	63.5
16/09/2024	11:24	65.0		66.3	64.3
16/09/2024	11:29	67.2		67.4	65.8
16/09/2024	11:34	68.6		70.7	63.2
16/09/2024	11:39	67.5		68.2	64.8
16/09/2024	11:44	65.9	68.0	68.0	64.0
16/09/2024	11:49	66.3		67.7	64.8
16/09/2024	11:54	70.8		71.7	66.3
16/09/2024	11:59	66.9		68.4	63.5
16/09/2024	12:04	66.1		67.5	65.3
16/09/2024	12:09	67.0		68.2	64.2
16/09/2024	12:14	65.8	66.1	66.7	62.1
16/09/2024	12:19	64.2		65.9	61.7
16/09/2024	12:24	64.2		66.4	61.2
16/09/2024	12:29	68.0		70.6	62.6
16/09/2024	12:34	69.4		73.1	61.5
16/09/2024	12:39	68.5		73.1	59.1
16/09/2024	12:44	66.4	65.8	71.5	58.3
16/09/2024	12:49	59.7		61.5	59.2
16/09/2024	12:54	59.7		60.8	57.0
16/09/2024	12:59	58.9		60.2	56.5
16/09/2024	13:04	59.5		61.0	57.6
16/09/2024	13:09	59.4		62.0	55.6
16/09/2024	13:14	59.1	59.6	60.8	56.8
16/09/2024	13:19	57.9		60.7	56.9
16/09/2024	13:24	61.8		63.3	59.1
16/09/2024	13:29	58.8		60.5	57.4
16/09/2024	13:34	58.7		60.7	56.6
16/09/2024	13:39	59.9		61.3	58.6
16/09/2024	13:44	60.9	63.9	63.1	58.2
16/09/2024	13:49	61.2		63.7	59.7
16/09/2024	13:54	63.9		66.5	59.8
16/09/2024	13:59	69.0		70.9	65.9
16/09/2024	14:04	70.5		72.3	67.4
16/09/2024	14:09	68.9		70.3	65.7
16/09/2024	14:14	65.4	67.9	68.2	61.9
16/09/2024	14:19	66.1		67.9	64.5
16/09/2024	14:24	66.6		69.4	63.2
16/09/2024	14:29	67.4		68.6	64.0
16/09/2024	14:34	69.0		71.1	64.9
16/09/2024	14:39	65.7		67.4	61.9
16/09/2024	14:44	67.0	66.7	69.3	63.2
16/09/2024	14:49	66.3		68.6	62.8
16/09/2024	14:54	65.5		67.7	62.5
16/09/2024	14:59	65.7		66.9	62.4
16/09/2024	15:04	65.1		67.4	61.3
16/09/2024	15:09	66.3		69.1	62.9
16/09/2024	15:14	64.9	66.3	66.1	62.8
16/09/2024	15:19	67.7		69.7	63.0
16/09/2024	15:24	67.2		70.2	63.6
16/09/2024	15:29	65.6		67.0	61.6
16/09/2024	15:34	66.2		68.9	62.4
16/09/2024	15:39	64.7		66.8	62.8
16/09/2024	15:44	65.4	65.4	68.1	63.2
16/09/2024	15:49	66.4		67.8	62.2
16/09/2024	15:54	64.9		67.5	63.0
16/09/2024	15:59	64.3		66.6	62.6
16/09/2024	16:04	63.1		64.0	62.4
16/09/2024	16:09	68.2		69.9	62.7
16/09/2024	16:14	65.7	64.7	68.0	61.6
16/09/2024	16:19	61.5		63.3	60.4
16/09/2024	16:24	61.9		63.4	60.1
16/09/2024	16:29	63.9		65.2	61.5
16/09/2024	16:34	65.7		68.0	61.8
16/09/2024	16:39	63.9		66.6	62.6
16/09/2024	16:44	64.2	66.1	64.4	62.1
16/09/2024	16:49	64.6		66.1	61.8
16/09/2024	16:54	67.8		70.0	62.6
16/09/2024	16:59	68.2		69.3	64.9
16/09/2024	17:04	64.3		65.1	61.6
16/09/2024	17:09	64.1		65.9	62.1
16/09/2024	17:14	63.3	64.9	64.7	61.5
16/09/2024	17:19	64.5		66.5	61.0
16/09/2024	17:24	66.8		68.6	63.0
16/09/2024	17:29	65.4		67.5	62.1
16/09/2024	17:34	60.3		63.8	58.2
16/09/2024	17:39	63.2		66.5	57.3
16/09/2024	17:44	62.9	63.5	66.2	54.4
16/09/2024	17:49	59.4		62.8	56.0
16/09/2024	17:54	68.3		70.7	55.5
16/09/2024	17:59	58.5		59.8	56.9
16/09/2024	18:04	61.5		64.6	57.0
16/09/2024	18:09	59.9		61.9	55.8
16/09/2024	18:14	61.4	61.1	63.3	56.3
16/09/2024	18:19	57.0		58.4	55.5
16/09/2024	18:24	60.2		63.1	54.2
16/09/2024	18:29	63.9		67.2	56.8
16/09/2024	18:34	60.7		64.8	53.0
16/09/2024	18:39	60.7		64.2	53.4
16/09/2024	18:44	63.0	61.2	65.4	58.1
16/09/2024	18:49	61.2		65.0	55.3
16/09/2024	18:54	60.2		64.3	54.3
16/09/2024	18:59	61.0		64.0	53.8
		Mean	64.6		
		Maximum	72.9		
		Minimum	57.2		

Station: CM22

Date	Start Time	Leq (5mins)	Leq (30mins)	L10 (5mins)	L90 (5mins)
17/09/2024	7:04	61.6		65.4	55.3
17/09/2024	7:09	58.6		60.9	51.7
17/09/2024	7:14	65.8	61.4	66.5	55.3
17/09/2024	7:19	60.1		64.0	53.1
17/09/2024	7:24	58.0		62.0	51.9
17/09/2024	7:29	57.8		59.6	51.7
17/09/2024	7:34	59.8		61.9	54.0
17/09/2024	7:39	62.6		65.4	55.6
17/09/2024	7:44	64.7	62.4	67.2	55.4
17/09/2024	7:49	62.6		65.7	55.7
17/09/2024	7:54	60.6		63.5	55.4
17/09/2024	7:59	62.6		64.6	52.4
17/09/2024	8:04	59.9		62.9	55.7
17/09/2024	8:09	57.4		60.3	54.1
17/09/2024	8:14	59.4	58.3	62.2	54.0
17/09/2024	8:19	56.8		59.3	50.8
17/09/2024	8:24	55.5		59.2	51.1
17/09/2024	8:29	59.3		63.0	52.1
17/09/2024	8:34	61.7		63.6	55.6
17/09/2024	8:39	59.4		62.2	54.8
17/09/2024	8:44	57.0	58.5	57.2	52.0
17/09/2024	8:49	56.5		58.2	52.7
17/09/2024	8:54	57.5		60.3	53.1
17/09/2024	8:59	56.3		58.3	52.6
17/09/2024	9:04	62.4		62.7	54.2
17/09/2024	9:09	70.9		75.7	55.7
17/09/2024	9:14	63.4	65.0	67.7	55.8
17/09/2024	9:19	59.1		61.3	52.7
17/09/2024	9:24	58.3		60.1	53.0
17/09/2024	9:29	61.1		63.2	54.1
17/09/2024	9:34	61.0		63.7	58.3
17/09/2024	9:39	63.5		65.6	58.3
17/09/2024	9:44	61.8	65.8	63.3	58.9
17/09/2024	9:49	65.1		70.5	60.3
17/09/2024	9:54	68.0		70.2	61.5
17/09/2024	9:59	69.1		72.1	62.5
17/09/2024	10:04	65.0		67.4	62.5
17/09/2024	10:09	65.6		67.5	63.1
17/09/2024	10:14	66.6	66.2	67.9	64.3
17/09/2024	10:19	66.1		69.1	64.6
17/09/2024	10:24	65.7		68.6	63.1
17/09/2024	10:29	67.8		68.9	63.0
17/09/2024	10:34	68.7		71.3	65.0
17/09/2024	10:39	70.1		73.0	65.4
17/09/2024	10:44	68.0	68.6	70.6	63.5
17/09/2024	10:49	68.2		70.7	62.9
17/09/2024	10:54	67.9		70.5	65.3
17/09/2024	10:59	68.4		70.2	65.1
17/09/2024	11:04	66.5		69.2	63.8
17/09/2024	11:09	66.5		69.4	62.3
17/09/2024	11:14	67.8	67.0	71.1	63.0
17/09/2024	11:19	68.9		71.7	66.5
17/09/2024	11:24	64.7		67.3	63.0
17/09/2024	11:29	66.5		69.7	63.5
17/09/2024	11:34	66.8		67.8	65.1
17/09/2024	11:39	67.0		68.2	63.3
17/09/2024	11:44	64.0	64.8	66.2	62.6
17/09/2024	11:49	63.4		64.5	61.3
17/09/2024	11:54	63.3		63.8	61.1
17/09/2024	11:59	61.8		62.1	59.5
17/09/2024	12:04	61.5		63.2	59.9
17/09/2024	12:09	63.3		65.6	61.0
17/09/2024	12:14	62.3	62.4	63.9	61.6
17/09/2024	12:19	62.6		64.2	61.3
17/09/2024	12:24	62.9		64.6	61.5
17/09/2024	12:29	61.7		63.7	60.6
17/09/2024	12:34	61.9		65.8	60.9
17/09/2024	12:39	62.1		63.2	60.6
17/09/2024	12:44	61.6	61.5	63.0	60.5
17/09/2024	12:49	61.2		62.5	58.9
17/09/2024	12:54	60.8		62.6	59.1
17/09/2024	12:59	61.1		63.2	59.9
17/09/2024	13:04	60.6		61.1	59.2
17/09/2024	13:09	60.6		61.7	58.4
17/09/2024	13:14	60.7	60.0	62.3	58.8
17/09/2024	13:19	59.8		62.9	58.2
17/09/2024	13:24	59.1		60.1	58.1
17/09/2024	13:29	59.0		59.9	57.9
17/09/2024	13:34	61.2		63.3	59.5
17/09/2024	13:39	58.8		59.7	58.2
17/09/2024	13:44	58.9	60.3	59.6	58.3
17/09/2024	13:49	59.7		59.8	58.7
17/09/2024	13:54	61.5		61.6	59.4
17/09/2024	13:59	60.7		62.8	59.3
17/09/2024	14:04	60.7		61.7	59.1
17/09/2024	14:09	62.3		64.6	60.1
17/09/2024	14:14	65.3	62.8	66.8	63.0
17/09/2024	14:19	63.3		66.1	59.8
17/09/2024	14:24	61.2		62.8	58.7
17/09/2024	14:29	62.2		63.5	60.1
17/09/2024	14:34	62.9		64.4	59.8
17/09/2024	14:39	64.6		66.2	60.7
17/09/2024	14:44	66.6	64.2	70.0	62.0
17/09/2024	14:49	62.5		63.7	60.3
17/09/2024	14:54	64.3		66.5	62.0
17/09/2024	14:59	62.5		64.5	60.3
17/09/2024	15:04	64.5		68.0	62.6
17/09/2024	15:09	61.3		63.6	60.2
17/09/2024	15:14	61.7	63.6	63.1	60.8
17/09/2024	15:19	61.0		63.1	59.7
17/09/2024	15:24	62.2		63.4	60.3
17/09/2024	15:29	67.2		70.0	62.4
17/09/2024	15:34	68.7		69.5	61.7
17/09/2024	15:39	62.0		63.3	59.8
17/09/2024	15:44	62.7	66.9	63.3	60.3
17/09/2024	15:49	68.4		71.4	61.2
17/09/2024	15:54	62.7		65.8	60.8
17/09/2024	15:59	70.0		75.7	61.9
17/09/2024	16:04	63.4		64.4	59.7
17/09/2024	16:09	62.3		64.9	59.7
17/09/2024	16:14	63.0	63.3	65.3	61.1
17/09/2024	16:19	64.8		65.5	60.7
17/09/2024	16:24	62.9		64.7	59.8
17/09/2024	16:29	63.1		64.1	60.1
17/09/2024	16:34	62.5		65.2	60.0
17/09/2024	16:39	60.6		63.2	59.8
17/09/2024	16:44	62.4	62.2	64.0	59.6
17/09/2024	16:49	62.1		62.8	60.5
17/09/2024	16:54	63.2		65.4	60.0
17/09/2024	16:59	62.0		63.0	60.8
17/09/2024	17:04	62.3		63.7	60.9
17/09/2024	17:09	64.8		66.2	61.9
17/09/2024	17:14	62.2	62.9	64.5	59.8
17/09/2024	17:19	61.7		63.2	60.1
17/09/2024	17:24	63.2		64.2	60.0
17/09/2024	17:29	62.6		65.0	60.4
17/09/2024	17:34	62.4		63.9	61.3
17/09/2024	17:39	61.8		63.1	60.7
17/09/2024	17:44	62.4	61.5	64.7	58.4
17/09/2024	17:49	59.9		61.3	58.2
17/09/2024	17:54	61.2		62.4	59.3
17/09/2024	17:59	60.6		62.4	57.9
17/09/2024	18:04	62.6		64.4	57.6
17/09/2024	18:09	63.7		67.4	60.5
17/09/2024	18:14	63.4	64.8	66.3	61.0
17/09/2024	18:19	65.4		68.5	59.8
17/09/2024	18:24	68.0		71.4	60.8
17/09/2024	18:29	63.3		66.8	59.1
17/09/2024	18:34	67.3		72.0	58.1
17/09/2024	18:39	61.6		62.5	58.6
17/09/2024	18:44	59.8	62.3	61.1	57.1
17/09/2024	18:49	58.9		60.2	56.8
17/09/2024	18:54	59.4		60.2	56.7
17/09/2024	18:59	58.7		58.8	58.0
		Mean	63.2		
		Maximum	68.6		
		Minimum	58.3		

Date	Start Time	Leq (5mins)	Leq (30mins)	L10 (5mins)	L90 (5mins)
18/09/2024	7:04	60.6		61.3	57.8
18/09/2024	7:09	59.3		62.1	58.5
18/09/2024	7:14	60.0	59.6	60.6	57.8
18/09/2024	7:19	59.0		59.8	57.8
18/09/2024	7:24	59.1		61.7	57.1
18/09/2024	7:29	59.4		60.3	57.5
18/09/2024	7:34	57.9		59.3	56.6
18/09/2024	7:39	58.0		59.1	57.1
18/09/2024	7:44	60.2	58.6	62.2	56.9
18/09/2024	7:49	59.4		60.3	56.6
18/09/2024	7:54	57.6		58.9	55.8
18/09/2024	7:59	57.9		59.5	56.2
18/09/2024	8:04	58.3		59.2	56.6
18/09/2024	8:09	60.0		61.0	57.2
18/09/2024	8:14	60.5	60.2	62.0	58.1
18/09/2024	8:19	61.6		63.5	57.2
18/09/2024	8:24	60.2		61.5	58.4
18/09/2024	8:29	59.8		62.6	58.4
18/09/2024	8:34	58.2		59.4	57.2
18/09/2024	8:39	64.6		66.8	57.7
18/09/2024	8:44	62.7	62.0	64.5	57.9
18/09/2024	8:49	59.5		60.8	57.8
18/09/2024	8:54	60.9		63.8	56.9
18/09/2024	8:59	63.1		66.0	57.9
18/09/2024	9:04	70.7		73.5	58.7
18/09/2024	9:09	59.6		61.6	57.2
18/09/2024	9:14	62.1	65.9	66.9	58.1
18/09/2024	9:19	65.9		68.2	60.4
18/09/2024	9:24	65.1		67.9	59.0
18/09/2024	9:29	62.4		64.5	59.4
18/09/2024	9:34	63.4		65.7	59.7
18/09/2024	9:39	62.2		63.5	59.5
18/09/2024	9:44	62.0	62.7	63.1	60.2
18/09/2024	9:49	64.6		66.9	60.3
18/09/2024	9:54	60.7		63.3	59.3
18/09/2024	9:59	62.4		64.6	60.3
18/09/2024	10:04	63.3		65.6	59.9
18/09/2024	10:09	67.7		69.7	62.3
18/09/2024	10:14	63.6	66.5	65.5	60.5
18/09/2024	10:19	65.2		66.9	61.3
18/09/2024	10:24	65.4		68.6	61.9
18/09/2024	10:29	70.0		72.5	61.8
18/09/2024	10:34	63.6		66.2	60.5
18/09/2024	10:39	63.4		66.0	61.3
18/09/2024	10:44	65.7	64.2	66.4	60.5
18/09/2024	10:49	63.9		66.4	61.5
18/09/2024	10:54	64.0		66.3	61.5
18/09/2024	10:59	64.3		65.0	61.4
18/09/2024	11:04	64.0		65.8	62.5
18/09/2024	11:09	66.8		70.8	62.4
18/09/2024	11:14	63.5	64.3	64.9	60.5
18/09/2024	11:19	62.9		65.2	59.9
18/09/2024	11:24	62.8		64.3	61.0
18/09/2024	11:29	64.5		66.8	61.8
18/09/2024	11:34	62.4		63.8	61.1
18/09/2024	11:39	64.2		64.3	60.7
18/09/2024	11:44	63.0	64.0	65.5	61.5
18/09/2024	11:49	65.3		68.3	62.8
18/09/2024	11:54	64.8		68.3	56.7
18/09/2024	11:59	63.9		68.6	57.4
18/09/2024	12:04	64.7		68.9	62.1
18/09/2024	12:09	64.2		67.9	55.0
18/09/2024	12:14	60.3	62.5	63.3	53.4
18/09/2024	12:19	62.4		64.0	61.8
18/09/2024	12:24	62.8		62.9	61.9
18/09/2024	12:29	55.3		57.4	53.6
18/09/2024	12:34	62.6		63.2	60.7
18/09/2024	12:39	58.0		62.3	52.6
18/09/2024	12:44	60.2	60.7	63.5	53.4
18/09/2024	12:49	62.2		63.3	61.2
18/09/2024	12:54	56.1		57.8	53.0
18/09/2024	12:59	61.8		63.0	59.6
18/09/2024	13:04	60.0		63.4	53.9
18/09/2024	13:09	61.8		63.6	54.5
18/09/2024	13:14	62.0	62.8	63.7	57.8
18/09/2024	13:19	61.9		64.0	56.8
18/09/2024	13:24	64.4		67.3	60.4
18/09/2024	13:29	64.9		67.4	58.8
18/09/2024	13:34	58.4		60.0	58.1
18/09/2024	13:39	62.1		66.0	56.7
18/09/2024	13:44	65.4	63.0	67.2	59.3
18/09/2024	13:49	61.4		65.2	57.5
18/09/2024	13:54	63.3		65.7	58.9
18/09/2024	13:59	64.4		66.2	63.8
18/09/2024	14:04	59.1		60.1	57.9
18/09/2024	14:09	61.3		63.5	57.7
18/09/2024	14:14	65.5	62.9	66.5	63.1
18/09/2024	14:19	60.5		62.9	58.2
18/09/2024	14:24	62.5		65.9	58.0
18/09/2024	14:29	65.0		68.0	62.9
18/09/2024	14:34	66.3		70.1	58.2
18/09/2024	14:39	63.4		65.0	58.7
18/09/2024	14:44	63.4	64.2	65.2	59.2
18/09/2024	14:49	62.1		63.7	59.6
18/09/2024	14:54	65.0		66.2	64.0
18/09/2024	14:59	63.4		67.6	57.3
18/09/2024	15:04	63.0		64.9	58.0
18/09/2024	15:09	65.7		67.5	60.0
18/09/2024	15:14	61.1	63.8	61.8	58.0
18/09/2024	15:19	65.1		67.0	58.2
18/09/2024	15:24	63.9		65.4	58.1
18/09/2024	15:29	61.9		67.1	58.4
18/09/2024	15:34	66.3		68.1	60.9
18/09/2024	15:39	62.4		64.2	58.2
18/09/2024	15:44	58.3	62.9	59.8	57.0
18/09/2024	15:49	64.0		64.3	58.9
18/09/2024	15:54	62.0		64.9	58.1
18/09/2024	15:59	59.8		61.4	58.7
18/09/2024	16:04	65.2		70.0	62.7
18/09/2024	16:09	62.7		64.6	58.0
18/09/2024	16:14	62.3	63.3	63.6	61.4
18/09/2024	16:19	64.6		65.5	62.6
18/09/2024	16:24	63.3		66.9	58.3
18/09/2024	16:29	60.0		60.4	58.8
18/09/2024	16:34	64.2		64.6	62.5
18/09/2024	16:39	64.6		66.9	62.8
18/09/2024	16:44	63.9	64.8	67.5	59.9
18/09/2024	16:49	67.1		68.2	59.9
18/09/2024	16:54	66.4		69.7	56.9
18/09/2024	16:59	57.6		58.5	56.6
18/09/2024	17:04	63.1		63.5	57.8
18/09/2024	17:09	62.7		64.0	57.0
18/09/2024	17:14	57.3	61.3	57.5	57.1
18/09/2024	17:19	60.2		64.0	56.3
18/09/2024	17:24	63.3		64.3	59.5
18/09/2024	17:29	56.9		58.4	54.9
18/09/2024	17:34	60.9		64.9	56.8
18/09/2024	17:39	63.6		64.7	61.8
18/09/2024	17:44	58.9	64.1	64.4	56.2
18/09/2024	17:49	62.9		65.6	57.6
18/09/2024	17:54	66.9		69.7	60.4
18/09/2024	17:59	66.2		69.2	55.6
18/09/2024	18:04	66.3		69.3	54.2
18/09/2024	18:09	67.0		69.5	64.1
18/09/2024	18:14	63.7	65.2	66.0	57.3
18/09/2024	18:19	66.1		69.0	64.4
18/09/2024	18:24	64.3		67.7	56.5
18/09/2024	18:29	62.0		66.2	55.5
18/09/2024	18:34	63.6		64.7	63.4
18/09/2024	18:39	59.1		63.8	55.8
18/09/2024	18:44	57.5	60.8	59.8	55.1
18/09/2024	18:49	55.5		56.8	54.9
18/09/2024	18:54	62.4		63.8	52.5
18/09/2024	18:59	61.4		63.6	50.5
		Mean	62.9		
		Maximum	66.5		
		Minimum	58.6		

Station: CM22

Date	Start Time	Leq (5mins)	Leq (30mins)	L10 (5mins)	L90 (5mins)
19/09/2024	7:04	56.1		57.1	51.2
19/09/2024	7:09	55.8		59.0	52.3
19/09/2024	7:14	63.9	59.3	64.4	63.4
19/09/2024	7:19	60.0		64.7	53.6
19/09/2024	7:24	56.6		59.6	54.3
19/09/2024	7:29	55.6		58.0	55.0
19/09/2024	7:34	57.6		59.9	57.4
19/09/2024	7:39	56.1		58.0	53.5
19/09/2024	7:44	63.0	59.3	65.0	54.1
19/09/2024	7:49	60.8		63.9	53.4
19/09/2024	7:54	58.1		60.4	53.8
19/09/2024	7:59	55.1		57.2	54.5
19/09/2024	8:04	56.5		58.3	53.7
19/09/2024	8:09	59.3		63.3	54.4
19/09/2024	8:14	65.7	60.4	66.4	63.1
19/09/2024	8:19	57.7		62.0	54.8
19/09/2024	8:24	57.7		59.1	54.9
19/09/2024	8:29	55.9		58.4	54.3
19/09/2024	8:34	63.4		65.4	57.0
19/09/2024	8:39	62.9		65.6	56.0
19/09/2024	8:44	59.4	62.1	63.5	54.6
19/09/2024	8:49	64.1		67.0	64.0
19/09/2024	8:54	58.0		59.2	56.1
19/09/2024	8:59	61.5		64.3	55.0
19/09/2024	9:04	63.0		64.0	57.2
19/09/2024	9:09	58.6		59.3	57.3
19/09/2024	9:14	64.2	63.1	67.0	57.6
19/09/2024	9:19	65.2		66.1	61.2
19/09/2024	9:24	63.9		67.4	58.9
19/09/2024	9:29	60.2		62.3	59.0
19/09/2024	9:34	64.2		66.6	62.0
19/09/2024	9:39	72.4		75.6	65.7
19/09/2024	9:44	71.8	68.7	73.4	69.1
19/09/2024	9:49	64.7		68.5	59.5
19/09/2024	9:54	65.9		66.6	64.5
19/09/2024	9:59	63.7		66.2	60.2
19/09/2024	10:04	63.2		66.3	58.6
19/09/2024	10:09	65.0		66.2	63.9
19/09/2024	10:14	63.9	64.5	66.3	58.4
19/09/2024	10:19	63.7		65.1	59.7
19/09/2024	10:24	67.0		69.5	65.6
19/09/2024	10:29	62.4		64.8	58.5
19/09/2024	10:34	64.2		66.1	62.2
19/09/2024	10:39	61.1		63.4	58.6
19/09/2024	10:44	64.4	64.5	65.9	61.4
19/09/2024	10:49	64.9		66.4	60.7
19/09/2024	10:54	63.6		63.8	58.5
19/09/2024	10:59	67.0		69.1	60.0
19/09/2024	11:04	63.5		64.2	57.6
19/09/2024	11:09	60.2		63.8	57.6
19/09/2024	11:14	64.3	63.3	65.1	64.0
19/09/2024	11:19	60.6		64.5	57.9
19/09/2024	11:24	64.3		65.0	60.3
19/09/2024	11:29	64.8		66.1	64.3
19/09/2024	11:34	61.4		63.2	57.8
19/09/2024	11:39	65.0		66.0	60.4
19/09/2024	11:44	63.5	65.4	66.0	58.8
19/09/2024	11:49	65.6		67.3	63.2
19/09/2024	11:54	68.2		69.3	64.6
19/09/2024	11:59	66.0		67.4	62.2
19/09/2024	12:04	65.7		66.6	62.3
19/09/2024	12:09	66.0		69.0	62.1
19/09/2024	12:14	66.7	65.0	69.5	62.9
19/09/2024	12:19	66.0		67.8	61.8
19/09/2024	12:24	61.2		63.4	58.5
19/09/2024	12:29	61.0		63.1	60.1
19/09/2024	12:34	60.3		61.6	59.1
19/09/2024	12:39	60.3		62.0	58.8
19/09/2024	12:44	61.6	61.8	63.1	59.4
19/09/2024	12:49	63.6		64.8	58.1
19/09/2024	12:54	62.8		63.0	57.1
19/09/2024	12:59	60.9		62.9	59.2
19/09/2024	13:04	61.1		62.8	57.5
19/09/2024	13:09	59.2		59.9	57.8
19/09/2024	13:14	58.8	59.4	61.4	56.8
19/09/2024	13:19	58.8		59.2	56.4
19/09/2024	13:24	59.0		59.4	56.6
19/09/2024	13:29	59.0		60.7	58.0
19/09/2024	13:34	58.9		60.7	56.7
19/09/2024	13:39	61.0		61.3	57.4
19/09/2024	13:44	58.1	60.8	59.6	57.4
19/09/2024	13:49	59.5		61.6	58.0
19/09/2024	13:54	62.0		63.5	59.0
19/09/2024	13:59	63.3		65.2	62.1
19/09/2024	14:04	64.5		65.8	61.7
19/09/2024	14:09	67.2		69.6	63.9
19/09/2024	14:14	63.4	64.9	66.5	61.4
19/09/2024	14:19	64.4		64.9	62.5
19/09/2024	14:24	64.1		65.4	62.5
19/09/2024	14:29	64.6		66.0	61.9
19/09/2024	14:34	66.3		68.0	63.0
19/09/2024	14:39	69.3		70.9	64.5
19/09/2024	14:44	67.0	66.4	69.2	63.0
19/09/2024	14:49	64.9		65.8	62.4
19/09/2024	14:54	63.3		65.9	60.9
19/09/2024	14:59	64.8		66.8	63.1
19/09/2024	15:04	65.4		66.9	63.8
19/09/2024	15:09	65.0		67.0	63.4
19/09/2024	15:14	63.8	64.2	64.6	63.2
19/09/2024	15:19	63.6		65.6	62.1
19/09/2024	15:24	64.0		65.8	61.4
19/09/2024	15:29	63.2		65.2	62.3
19/09/2024	15:34	65.1		66.7	62.8
19/09/2024	15:39	67.6		71.1	63.6
19/09/2024	15:44	63.9	65.8	64.6	63.6
19/09/2024	15:49	64.9		65.8	61.7
19/09/2024	15:54	67.1		68.0	63.1
19/09/2024	15:59	64.8		67.4	62.4
19/09/2024	16:04	64.5		64.9	62.0
19/09/2024	16:09	65.3		66.0	63.1
19/09/2024	16:14	64.4	64.9	67.2	63.0
19/09/2024	16:19	64.2		66.7	63.1
19/09/2024	16:24	65.2		65.9	63.4
19/09/2024	16:29	65.5		66.6	63.2
19/09/2024	16:34	64.7		66.0	63.3
19/09/2024	16:39	66.3		67.8	62.6
19/09/2024	16:44	65.0	65.0	67.6	63.2
19/09/2024	16:49	64.9		65.9	62.4
19/09/2024	16:54	63.9		66.0	62.3
19/09/2024	16:59	65.0		66.3	63.6
19/09/2024	17:04	64.2		66.2	62.0
19/09/2024	17:09	63.2		64.2	61.6
19/09/2024	17:14	67.0	64.3	69.4	61.6
19/09/2024	17:19	62.3		63.6	60.9
19/09/2024	17:24	63.3		64.9	61.9
19/09/2024	17:29	64.1		65.4	62.2
19/09/2024	17:34	62.2		64.6	60.1
19/09/2024	17:39	61.3		63.9	59.5
19/09/2024	17:44	60.9	62.0	63.2	59.6
19/09/2024	17:49	63.0		65.8	60.3
19/09/2024	17:54	62.8		64.0	59.5
19/09/2024	17:59	61.3		61.5	58.9
19/09/2024	18:04	59.4		60.9	58.1
19/09/2024	18:09	59.5		60.2	58.5
19/09/2024	18:14	61.3	60.6	64.1	58.8
19/09/2024	18:19	62.1		64.0	61.8
19/09/2024	18:24	60.7		62.0	58.6
19/09/2024	18:29	60.1		62.5	58.5
19/09/2024	18:34	61.9		63.8	59.0
19/09/2024	18:39	63.1		64.9	59.8
19/09/2024	18:44	61.0		63.2	58.9
19/09/2024	18:49	61.9		63.5	58.4
19/09/2024	18:54	61.8		64.4	58.2
		Mean	63.3		
		Maximum	68.7		
		Minimum	59.3		

Date	Start Time	Leq (5mins)	Leq (30mins)	L10 (5mins)	L90 (5mins)
20/09/2024	7:04	65.7		69.0	55.5
20/09/2024	7:09	62.2		66.5	51.7
20/09/2024	7:14	56.3	61.3	58.0	50.4
20/09/2024	7:19	59.3		62.5	52.1
20/09/2024	7:24	59.1		63.6	49.8
20/09/2024	7:29	57.4		60.5	51.1
20/09/2024	7:34	57.4		59.3	50.3
20/09/2024	7:39	57.4		60.0	49.6
20/09/2024	7:44	57.7	56.7	59.0	49.1
20/09/2024	7:49	56.3		59.6	50.0
20/09/2024	7:54	55.8		58.8	48.3
20/09/2024	7:59	55.3		57.9	50.1
20/09/2024	8:04	55.2		57.1	51.7
20/09/2024	8:09	58.6		63.4	50.7
20/09/2024	8:14	55.1	60.6	58.5	51.0
20/09/2024	8:19	66.8		68.4	50.8
20/09/2024	8:24	56.7		61.6	50.6
20/09/2024	8:29	55.2		57.4	49.8
20/09/2024	8:34	58.0		60.3	50.3
20/09/2024	8:39	58.2		62.2	51.9
20/09/2024	8:44	57.0	57.4	59.4	49.8
20/09/2024	8:49	57.9		59.7	51.3
20/09/2024	8:54	57.1		59.1	52.7
20/09/2024	8:59	55.6		56.8	51.4
20/09/2024	9:04	58.1		60.6	51.6
20/09/2024	9:09	58.9		62.2	54.5
20/09/2024	9:14	56.1	58.1	59.3	52.5
20/09/2024	9:19	57.7		58.8	54.8
20/09/2024	9:24	59.0		60.2	56.0
20/09/2024	9:29	58.3		59.8	55.6
20/09/2024	9:34	59.8		62.9	56.3
20/09/2024	9:39	60.5		61.7	57.8
20/09/2024	9:44	62.4	62.4	63.0	60.0
20/09/2024	9:49	63.8		65.2	61.4
20/09/2024	9:54	63.2		65.1	61.8
20/09/2024	9:59	63.5		64.5	62.5
20/09/2024	10:04	63.0		64.1	61.6
20/09/2024	10:09	61.9		62.2	60.2
20/09/2024	10:14	62.1	63.6	63.1	60.7
20/09/2024	10:19	63.6		64.4	61.8
20/09/2024	10:24	64.3		67.3	62.1
20/09/2024	10:29	65.5		68.3	61.9
20/09/2024	10:34	65.8		66.8	62.7
20/09/2024	10:39	63.4		65.6	61.6
20/09/2024	10:44	65.8	65.2	68.1	62.3
20/09/2024	10:49	64.0		65.4	62.7
20/09/2024	10:54	64.9		66.0	62.3
20/09/2024	10:59	66.7		68.3	62.9
20/09/2024	11:04	64.1		69.5	62.2
20/09/2024	11:09	65.8		68.3	61.4
20/09/2024	11:14	66.4	64.9	69.3	61.2
20/09/2024	11:19	62.7		64.8	60.1
20/09/2024	11:24	62.3		63.9	60.3
20/09/2024	11:29	66.3		68.0	62.9
20/09/2024	11:34	63.4		65.5	60.4
20/09/2024	11:39	65.2		67.4	60.0
20/09/2024	11:44	64.8	64.4	67.7	60.7
20/09/2024	11:49	66.5		68.0	63.0
20/09/2024	11:54	63.7		64.8	61.0
20/09/2024	11:59	61.2		62.6	59.5
20/09/2024	12:04	59.3		60.9	58.8
20/09/2024	12:09	59.3		62.0	58.1
20/09/2024	12:14	59.8	61.1	61.9	58.3
20/09/2024	12:19	60.1		61.1	57.9
20/09/2024	12:24	62.4		66.6	58.8
20/09/2024	12:29	63.7		66.5	58.9
20/09/2024	12:34	62.6		65.7	58.7
20/09/2024	12:39	63.1		67.2	58.5
20/09/2024	12:44	61.7	62.4	63.4	58.0
20/09/2024	12:49	60.8		64.1	58.4
20/09/2024	12:54	62.0		66.0	57.7
20/09/2024	12:59	63.5		66.1	57.2
20/09/2024	13:04	60.8		64.5	56.3
20/09/2024	13:09	59.4		59.5	57.3
20/09/2024	13:14	58.2	59.7	60.3	56.7
20/09/2024	13:19	58.7		62.0	57.6
20/09/2024	13:24	59.3		59.6	57.1
20/09/2024	13:29	61.2		63.1	57.8
20/09/2024	13:34	62.4		63.7	58.5
20/09/2024	13:39	61.2		62.5	59.9
20/09/2024	13:44	65.2	62.4	67.6	61.3
20/09/2024	13:49	62.0		63.4	59.9
20/09/2024	13:54	60.4		62.0	59.1
20/09/2024	13:59	61.4		62.5	59.0
20/09/2024	14:04	60.6		62.5	58.8
20/09/2024	14:09	62.2		65.7	60.1
20/09/2024	14:14	64.1	62.3	66.1	62.1
20/09/2024	14:19	62.9		64.9	61.4
20/09/2024	14:24	60.8		63.0	59.6
20/09/2024	14:29	62.4		63.3	60.4
20/09/2024	14:34	61.6		62.5	60.6
20/09/2024	14:39	62.9		65.1	60.5
20/09/2024	14:44	62.0	61.7	63.3	60.9
20/09/2024	14:49	61.5		63.0	60.4
20/09/2024	14:54	60.8		62.2	60.2
20/09/2024	14:59	61.4		63.1	59.7
20/09/2024	15:04	61.7		61.9	60.7
20/09/2024	15:09	67.9		70.2	60.7
20/09/2024	15:14	66.0	65.1	69.0	61.0
20/09/2024	15:19	65.8		68.4	60.6
20/09/2024	15:24	63.2		63.4	59.8
20/09/2024	15:29	62.4		63.4	60.7
20/09/2024	15:34	65.2		66.3	60.3
20/09/2024	15:39	62.9		64.9	60.9
20/09/2024	15:44	67.0	65.4	69.8	60.0
20/09/2024	15:49	63.9		66.8	61.7
20/09/2024	15:54	66.5		70.1	62.1
20/09/2024	15:59	65.8		68.8	61.9
20/09/2024	16:04	64.3		66.3	61.6
20/09/2024	16:09	64.0		66.4	62.0
20/09/2024	16:14	64.0	63.9	66.3	62.1
20/09/2024	16:19	64.5		66.1	62.2
20/09/2024	16:24	63.6		65.8	62.3
20/09/2024	16:29	62.8		63.4	60.8
20/09/2024	16:34	62.6		62.7	60.4
20/09/2024	16:39	61.8		62.4	61.0
20/09/2024	16:44	61.8	62.5	63.7	61.0
20/09/2024	16:49	64.4		68.0	59.9
20/09/2024	16:54	61.8		63.2	59.4
20/09/2024	16:59	61.7		62.2	60.6
20/09/2024	17:04	61.0		62.8	59.0
20/09/2024	17:09	59.9		61.4	58.1
20/09/2024	17:14	59.2	59.7	60.1	58.5
20/09/2024	17:19	59.4		60.5	58.5
20/09/2024	17:24	58.2		59.6	55.2
20/09/2024	17:29	60.1		62.0	58.5
20/09/2024	17:34	62.5		64.4	58.0
20/09/2024	17:39	64.9		68.3	59.7
20/09/2024	17:44	62.2	63.8	64.8	59.6
20/09/2024	17:49	63.5		65.4	60.6
20/09/2024	17:54	65.7		67.6	64.9
20/09/2024	17:59	62.8		64.2	59.0
20/09/2024	18:04	59.7		61.5	58.5
20/09/2024	18:09	60.4		62.7	58.2
20/09/2024	18:14	60.1	60.2	63.1	58.7
20/09/2024	18:19	59.7		60.9	59.1
20/09/2024	18:24	60.5		61.0	59.0
20/09/2024	18:29	60.5		60.9	58.4
20/09/2024	18:34	60.0		61.4	58.7
20/09/2024	18:39	61.0		62.2	58.2
20/09/2024	18:44	60.2	60.0	62.3	58.4
20/09/2024	18:49	59.4		60.7	57.7
20/09/2024	18:54	58.9		60.6	57.8
20/09/2024	18:59	60.1		62.0	58.4
		Mean	61.9		
		Maximum	65.4		
		Minimum	56.7		

Station: CM22

Date	Start Time	Leq (5mins)	Leq (30mins)	L10 (5mins)	L90 (5mins)
21/09/2024	7:04	58.1	58.8	60.8	56.6
21/09/2024	7:09	58.6		60.5	56.8
21/09/2024	7:14	59.8		62.0	57.0
21/09/2024	7:19	58.3		60.3	55.8
21/09/2024	7:24	58.1		59.5	55.8
21/09/2024	7:29	59.6		61.5	55.9
21/09/2024	7:34	60.0	60.6	62.2	57.1
21/09/2024	7:39	59.7		61.4	57.2
21/09/2024	7:44	59.0		60.3	56.5
21/09/2024	7:49	58.4		60.9	55.6
21/09/2024	7:54	58.7		61.1	56.8
21/09/2024	7:59	64.3		67.8	56.9
21/09/2024	8:04	64.7	64.0	68.1	56.6
21/09/2024	8:09	66.9		68.2	58.1
21/09/2024	8:14	60.2		62.2	56.5
21/09/2024	8:19	59.3		60.9	56.4
21/09/2024	8:24	61.5		66.2	57.0
21/09/2024	8:29	65.8		69.4	58.9
21/09/2024	8:34	61.6	68.1	66.0	56.0
21/09/2024	8:39	62.2		64.5	55.9
21/09/2024	8:44	67.5		69.2	57.7
21/09/2024	8:49	67.2		69.1	58.9
21/09/2024	8:54	71.6		76.0	59.9
21/09/2024	8:59	70.3		75.2	59.9
21/09/2024	9:04	63.5	70.5	68.5	59.5
21/09/2024	9:09	61.1		61.9	58.2
21/09/2024	9:14	62.5		65.0	59.1
21/09/2024	9:19	68.1		71.7	59.1
21/09/2024	9:24	75.4		78.4	61.5
21/09/2024	9:29	73.2		75.5	61.3
21/09/2024	9:34	72.1	70.4	73.4	60.5
21/09/2024	9:39	67.7		72.6	60.0
21/09/2024	9:44	61.9		63.0	60.9
21/09/2024	9:49	66.3		66.8	61.7
21/09/2024	9:54	74.1		75.3	62.4
21/09/2024	9:59	71.0		75.9	62.5
21/09/2024	10:04	67.8	69.4	71.7	60.9
21/09/2024	10:09	66.9		70.3	62.3
21/09/2024	10:14	62.5		63.2	59.9
21/09/2024	10:19	75.1		77.9	61.2
21/09/2024	10:24	62.9		65.7	61.2
21/09/2024	10:29	66.7		68.0	61.6
21/09/2024	10:34	65.3	64.6	67.2	61.7
21/09/2024	10:39	67.3		70.4	60.9
21/09/2024	10:44	66.0		67.1	60.4
21/09/2024	10:49	60.3		61.0	59.3
21/09/2024	10:54	62.9		64.2	59.4
21/09/2024	10:59	62.3		65.3	58.5
21/09/2024	11:04	58.3	62.6	61.0	56.7
21/09/2024	11:09	62.8		63.9	58.0
21/09/2024	11:14	62.1		63.7	57.0
21/09/2024	11:19	63.2		64.5	57.5
21/09/2024	11:24	62.5		63.9	59.4
21/09/2024	11:29	64.6		64.9	56.4
21/09/2024	11:34	63.6	61.6	65.1	58.1
21/09/2024	11:39	59.8		60.5	58.4
21/09/2024	11:44	59.7		60.8	57.1
21/09/2024	11:49	63.8		64.7	62.9
21/09/2024	11:54	60.3		62.8	56.8
21/09/2024	11:59	59.9		60.7	57.4
21/09/2024	12:04	60.5	63.7	64.0	57.0
21/09/2024	12:09	64.5		65.2	63.2
21/09/2024	12:14	62.7		63.1	60.3
21/09/2024	12:19	64.8		66.4	62.2
21/09/2024	12:24	63.5		65.9	61.0
21/09/2024	12:29	64.7		64.9	62.2
21/09/2024	12:34	62.2	64.3	63.2	60.3
21/09/2024	12:39	63.1		65.2	60.1
21/09/2024	12:44	64.6		64.8	60.6
21/09/2024	12:49	64.0		64.6	60.8
21/09/2024	12:54	65.6		67.9	61.0
21/09/2024	12:59	65.3		66.8	63.6
21/09/2024	13:04	65.7	64.8	69.1	59.4
21/09/2024	13:09	65.9		67.8	60.1
21/09/2024	13:14	63.6		64.6	61.4
21/09/2024	13:19	66.9		69.1	60.1
21/09/2024	13:24	61.0		62.1	60.3
21/09/2024	13:29	63.3		64.5	60.5
21/09/2024	13:34	66.0	66.3	66.3	60.4
21/09/2024	13:39	62.7		63.9	60.5
21/09/2024	13:44	64.9		65.8	62.4
21/09/2024	13:49	69.5		71.0	64.8
21/09/2024	13:54	65.1		67.7	62.6
21/09/2024	13:59	66.4		67.7	62.0
21/09/2024	14:04	70.4	67.2	70.7	62.4
21/09/2024	14:09	67.2		69.1	63.2
21/09/2024	14:14	65.4		67.9	62.8
21/09/2024	14:19	66.3		68.3	64.8
21/09/2024	14:24	66.4		67.9	63.5
21/09/2024	14:29	65.0		67.5	62.1
21/09/2024	14:34	67.4	67.9	69.3	65.2
21/09/2024	14:39	66.4		67.0	65.0
21/09/2024	14:44	64.8		65.3	62.7
21/09/2024	14:49	72.0		76.4	67.1
21/09/2024	14:54	66.0		67.3	64.4
21/09/2024	14:59	66.3		68.0	63.9
21/09/2024	15:04	66.0	63.9	67.8	63.2
21/09/2024	15:09	63.7		64.6	62.1
21/09/2024	15:14	62.1		62.6	61.0
21/09/2024	15:19	64.1		64.5	60.9
21/09/2024	15:24	63.3		64.8	60.7
21/09/2024	15:29	63.2		63.9	61.1
21/09/2024	15:34	66.4	66.8	68.2	63.0
21/09/2024	15:39	66.2		67.1	64.4
21/09/2024	15:44	66.6		68.6	63.2
21/09/2024	15:49	66.9		67.3	64.3
21/09/2024	15:54	68.4		68.9	65.4
21/09/2024	15:59	65.6		68.4	63.3
21/09/2024	16:04	64.9	66.3	67.2	64.7
21/09/2024	16:09	66.0		68.7	63.8
21/09/2024	16:14	66.7		67.8	65.6
21/09/2024	16:19	63.6		64.8	61.0
21/09/2024	16:24	64.6		65.7	64.2
21/09/2024	16:29	69.4		69.8	63.9
21/09/2024	16:34	66.1	65.7	68.1	63.2
21/09/2024	16:39	63.6		64.0	62.7
21/09/2024	16:44	66.8		68.6	63.0
21/09/2024	16:49	66.6		67.3	66.0
21/09/2024	16:54	66.0		67.9	62.1
21/09/2024	16:59	64.5		65.3	61.0
21/09/2024	17:04	64.1	63.3	65.4	62.6
21/09/2024	17:09	64.8		67.2	62.7
21/09/2024	17:14	64.1		64.9	59.5
21/09/2024	17:19	62.3		64.9	59.4
21/09/2024	17:24	63.0		65.0	58.2
21/09/2024	17:29	59.3		62.3	57.5
21/09/2024	17:34	58.4	59.5	59.1	56.8
21/09/2024	17:39	62.1		63.9	58.4
21/09/2024	17:44	60.0		62.3	52.2
21/09/2024	17:49	54.0		55.0	53.0
21/09/2024	17:54	56.0		57.5	53.8
21/09/2024	17:59	61.6		63.3	54.9
21/09/2024	18:04	58.9	57.6	62.9	52.7
21/09/2024	18:09	52.7		55.4	50.3
21/09/2024	18:14	53.7		55.6	51.6
21/09/2024	18:19	62.2		62.4	61.9
21/09/2024	18:24	57.4		62.2	48.0
21/09/2024	18:29	48.7		49.7	47.9
21/09/2024	18:34	48.7	50.6	50.5	48.0
21/09/2024	18:39	51.1		52.5	49.6
21/09/2024	18:44	51.3		51.5	48.8
21/09/2024	18:49	49.0		50.4	47.2
21/09/2024	18:54	49.7		51.2	46.7
21/09/2024	18:59	52.5		55.4	47.5
		Mean	64.1		
		Maximum	70.5		
		Minimum	50.6		

Date	Start Time	Leq (5mins)	Leq (30mins)	L10 (5mins)	L90 (5mins)
22/09/2024	7:04	61.2	60.1	63.5	54.7
22/09/2024	7:09	55.0		57.0	52.8
22/09/2024	7:14	58.3		62.8	49.8
22/09/2024	7:19	62.0		62.5	59.1
22/09/2024	7:24	54.5		56.5	51.9
22/09/2024	7:29	63.0		64.7	62.4
22/09/2024	7:34	68.8	65.5	70.5	55.4
22/09/2024	7:39	66.3		67.2	62.4
22/09/2024	7:44	62.8		66.8	56.5
22/09/2024	7:49	63.9		66.6	59.6
22/09/2024	7:54	63.8		65.5	63.0
22/09/2024	7:59	64.4		65.9	61.3
22/09/2024	8:04	63.7	64.5	64.6	62.2
22/09/2024	8:09	63.9		65.7	62.6
22/09/2024	8:14	65.7		66.3	62.3
22/09/2024	8:19	63.4		64.0	62.2
22/09/2024	8:24	62.5		64.0	62.2
22/09/2024	8:29	66.5		67.9	64.9
22/09/2024	8:34	65.7	65.1	68.2	62.7
22/09/2024	8:39	65.1		65.4	63.5
22/09/2024	8:44	64.5		66.3	63.2
22/09/2024	8:49	66.9		67.0	66.0
22/09/2024	8:54	64.5		65.2	62.7
22/09/2024	8:59	63.0		64.5	62.5
22/09/2024	9:04	64.5	66.2	66.1	63.3
22/09/2024	9:09	65.2		66.1	62.6
22/09/2024	9:14	64.9		65.8	62.4
22/09/2024	9:19	65.0		68.7	63.2
22/09/2024	9:24	68.3		72.1	64.7
22/09/2024	9:29	67.6		72.6	61.7
22/09/2024	9:34	64.3	64.2	65.1	60.4
22/09/2024	9:39	63.3		65.4	60.6
22/09/2024	9:44	65.3		68.3	64.1
22/09/2024	9:49	65.5		67.5	61.0
22/09/2024	9:54	62.6		63.8	59.8
22/09/2024	9:59	63.2		63.7	61.3
22/09/2024	10:04	62.1	60.0	64.0	60.3
22/09/2024	10:09	61.1		63.8	58.9
22/09/2024	10:14	60.1		61.8	57.7
22/09/2024	10:19	60.5		62.1	57.9
22/09/2024	10:24	57.0		59.4	55.6
22/09/2024	10:29	57.0		59.0	55.6
22/09/2024	10:34	57.1	56.2	58.2	54.3
22/09/2024	10:39	55.1		56.6	53.6
22/09/2024	10:44	56.7		58.2	54.3
22/09/2024	10:49	56.4		58.1	54.6
22/09/2024	10:54	55.6		57.7	53.9
22/09/2024	10:59	56.2		57.2	54.5
22/09/2024	11:04	55.8	59.6	57.1	54.4
22/09/2024	11:09	56.6		58.0	54.8
22/09/2024	11:14	58.6		59.9	55.0
22/09/2024	11:19	58.8		61.0	54.4
22/09/2024	11:24	62.7		66.6	55.7
22/09/2024	11:29	61.3		63.8	57.2
22/09/2024	11:34	61.8	61.0	66.5	54.8
22/09/2024	11:39	57.0		58.7	55.3
22/09/2024	11:44	59.7		61.0	56.8
22/09/2024	11:49	60.4		60.8	57.6
22/09/2024	11:54	62.0		64.2	60.6
22/09/2024	11:59	62.9		64.5	60.6
22/09/2024	12:04	63.7	62.9	66.1	61.0
22/09/2024	12:09	63.7		65.2	59.2
22/09/2024	12:14	60.3		61.8	59.2
22/09/2024	12:19	64.4		65.8	59.9
22/09/2024	12:24	62.6		65.5	59.8
22/09/2024	12:29	61.3		63.2	58.7
22/09/2024	12:34	63.0	63.9	65.0	59.2
22/09/2024	12:39	64.9		66.4	63.0
22/09/2024	12:44	64.8		66.7	60.3
22/09/2024	12:49	62.2		63.6	59.3
22/09/2024	12:54	64.7		68.1	59.8
22/09/2024	12:59	63.2		64.8	61.3
22/09/2024	13:04	63.6	62.9	66.1	61.4
22/09/2024	13:09	62.9		64.6	60.2
22/09/2024	13:14	63.7		64.6	61.8
22/09/2024	13:19	61.9		63.3	59.7
22/09/2024	13:24	61.3		62.7	58.4
22/09/2024	13:29	63.2		66.4	59.5
22/09/2024	13:34	61.4	66.1	63.0	60.3
22/09/2024	13:39	63.3		65.6	59.4
22/09/2024	13:44	67.6		68.9	64.4
22/09/2024	13:49	66.4		67.1	61.8
22/09/2024	13:54	68.2		69.1	62.0
22/09/2024	13:59	66.5		68.0	59.2
22/09/2024	14:04	66.5	63.4	69.4	60.4
22/09/2024	14:09	62.9		64.8	59.7
22/09/2024	14:14	61.7		63.1	60.3
22/09/2024	14:19	62.6		65.1	60.6
22/09/2024	14:24	62.8		64.8	60.6
22/09/2024	14:29	62.0		63.8	60.4
22/09/2024	14:34	61.2	61.5	62.5	60.6
22/09/2024	14:39	62.0		63.3	59.8
22/09/2024	14:44	61.5		63.4	59.5
22/09/2024	14:49	62.1		64.1	58.8
22/09/2024	14:54	60.7		61.6	58.7
22/09/2024	14:59	61.6		62.9	60.6
22/09/2024	15:04	61.9	60.9	63.8	60.9
22/09/2024	15:09	62.2		63.4	60.9
22/09/2024	15:14	61.0		63.5	58.4
22/09/2024	15:19	60.3		62.1	57.9
22/09/2024	15:24	57.5		59.9	56.1
22/09/2024	15:29	61.1		64.0	57.3
22/09/2024	15:34	62.9	60.3	64.5	60.9
22/09/2024	15:39	62.1		66.9	55.1
22/09/2024	15:44	61.3		66.8	55.2
22/09/2024	15:49	56.1		57.5	54.5
22/09/2024	15:54	56.5		58.1	54.8
22/09/2024	15:59	58.4		59.2	55.9
22/09/2024	16:04	56.3	62.4	57.5	53.1
22/09/2024	16:09	55.1		58.0	53.7
22/09/2024	16:14	61.9		64.8	54.1
22/09/2024	16:19	68.2		72.0	55.2
22/09/2024	16:24	60.8		62.0	53.7
22/09/2024	16:29	55.3		56.4	52.7
22/09/2024	16:34	56.2	56.6	58.5	53.4
22/09/2024	16:39	55.8		58.7	53.7
22/09/2024	16:44	54.5		55.6	52.7
22/09/2024	16:49	57.1		59.5	55.0
22/09/2024	16:54	58.1		59.7	54.9
22/09/2024	16:59	57.2		60.0	56.2
22/09/2024	17:04	59.5	59.9	61.5	56.5
22/09/2024	17:09	60.3		61.5	58.7
22/09/2024	17:14	60.3		60.4	57.5
22/09/2024	17:19	59.3		59.4	57.0
22/09/2024	17:24	59.2		61.2	56.8
22/09/2024	17:29	60.5		61.6	58.6
22/09/2024	17:34	59.0	58.2	59.3	56.9
22/09/2024	17:39	58.5		60.4	55.8
22/09/2024	17:44	58.4		59.0	56.9
22/09/2024	17:49	58.3		59.7	56.7
22/09/2024	17:54	57.9		59.8	56.1
22/09/2024	17:59	56.6		57.9	54.4
22/09/2024	18:04	57.3	57.5	57.7	54.3
22/09/2024	18:09	56.1		58.0	55.7
22/09/2024	18:14	56.6		57.8	54.6
22/09/2024	18:19	58.2		59.3	55.3
22/09/2024	18:24	58.2		58.5	56.1
22/09/2024	18:29	58.1		60.6	56.5
22/09/2024	18:34	57.4	58.5	59.4	55.9
22/09/2024	18:39	57.8		60.1	55.5
22/09/2024	18:44	57.9		58.5	55.2
22/09/2024	18:49	59.3		61.4	55.5
22/09/2024	18:54	60.5		62.3	55.5
22/09/2024	18:59	56.8		59.9	54.9
		Mean	61.6		
		Maximum	66.2		
		Minimum	56.2		

Station: CM22

Date	Start Time	Leq (5mins)	Leq (30mins)	L10 (5mins)	L90 (5mins)
23/09/2024	7:04	59.5		62.7	55.7
23/09/2024	7:09	63.9		67.0	56.8
23/09/2024	7:14	56.6	60.9	58.4	54.8
23/09/2024	7:19	58.4		60.9	55.8
23/09/2024	7:24	60.7		63.6	58.4
23/09/2024	7:29	62.2		64.8	59.6
23/09/2024	7:34	63.2		65.2	61.5
23/09/2024	7:39	64.1		65.7	61.2
23/09/2024	7:44	63.1	63.7	65.0	61.2
23/09/2024	7:49	64.1		65.1	61.1
23/09/2024	7:54	63.6		65.7	60.6
23/09/2024	7:59	63.9		65.8	60.3
23/09/2024	8:04	64.2		66.0	62.1
23/09/2024	8:09	66.8		68.6	64.3
23/09/2024	8:14	64.2	65.6	65.7	62.8
23/09/2024	8:19	65.8		67.3	63.3
23/09/2024	8:24	65.9		67.3	63.1
23/09/2024	8:29	65.8		68.3	63.4
23/09/2024	8:34	65.2		65.9	63.5
23/09/2024	8:39	65.7		67.4	63.8
23/09/2024	8:44	65.7	66.3	68.2	63.0
23/09/2024	8:49	66.3		66.9	64.4
23/09/2024	8:54	67.1		69.3	64.4
23/09/2024	8:59	67.6		69.0	65.4
23/09/2024	9:04	68.4		70.6	65.7
23/09/2024	9:09	66.1		68.2	65.1
23/09/2024	9:14	64.5	65.1	65.0	60.3
23/09/2024	9:19	62.1		63.4	60.8
23/09/2024	9:24	63.1		64.6	60.5
23/09/2024	9:29	63.0		64.6	60.9
23/09/2024	9:34	64.4		65.3	60.9
23/09/2024	9:39	63.0		66.0	60.8
23/09/2024	9:44	64.1	62.9	66.7	60.9
23/09/2024	9:49	62.1		63.8	61.0
23/09/2024	9:54	61.5		64.0	60.4
23/09/2024	9:59	61.3		61.7	60.0
23/09/2024	10:04	61.7		64.8	59.9
23/09/2024	10:09	61.1		62.9	59.6
23/09/2024	10:14	60.1	61.1	62.2	59.2
23/09/2024	10:19	61.4		63.6	59.0
23/09/2024	10:24	61.2		61.9	58.3
23/09/2024	10:29	60.8		62.2	59.2
23/09/2024	10:34	61.4		63.6	59.0
23/09/2024	10:39	61.8		62.4	58.9
23/09/2024	10:44	60.3	61.0	62.5	58.6
23/09/2024	10:49	60.7		62.6	59.1
23/09/2024	10:54	60.7		61.1	59.0
23/09/2024	10:59	61.0		63.3	59.7
23/09/2024	11:04	60.9		63.5	59.8
23/09/2024	11:09	62.9		65.0	59.8
23/09/2024	11:14	64.2	63.1	66.4	61.1
23/09/2024	11:19	63.9		65.6	59.4
23/09/2024	11:24	63.2		64.2	59.2
23/09/2024	11:29	62.7		63.7	60.8
23/09/2024	11:34	61.7		63.8	59.6
23/09/2024	11:39	61.6		64.0	60.5
23/09/2024	11:44	63.0	62.8	64.5	61.5
23/09/2024	11:49	64.3		66.8	62.0
23/09/2024	11:54	62.7		64.9	60.9
23/09/2024	11:59	62.8		63.8	61.1
23/09/2024	12:04	63.0		64.7	61.2
23/09/2024	12:09	63.8		65.5	62.1
23/09/2024	12:14	63.1	63.1	64.4	59.9
23/09/2024	12:19	62.4		63.3	59.9
23/09/2024	12:24	62.7		64.9	61.2
23/09/2024	12:29	63.2		65.2	62.0
23/09/2024	12:34	61.2		63.5	59.6
23/09/2024	12:39	61.5		63.7	59.8
23/09/2024	12:44	63.3	62.6	64.9	61.4
23/09/2024	12:49	63.3		66.2	60.2
23/09/2024	12:54	63.2		66.3	60.5
23/09/2024	12:59	62.6		64.4	60.5
23/09/2024	13:04	62.2		63.7	60.2
23/09/2024	13:09	62.4		62.8	60.1
23/09/2024	13:14	68.0	65.2	69.9	61.2
23/09/2024	13:19	65.9		67.0	60.9
23/09/2024	13:24	66.2		69.1	61.3
23/09/2024	13:29	62.8		64.4	61.1
23/09/2024	13:34	63.8		65.2	62.4
23/09/2024	13:39	63.2		65.0	62.1
23/09/2024	13:44	62.6	63.3	65.2	60.7
23/09/2024	13:49	62.8		64.9	59.9
23/09/2024	13:54	62.7		64.3	61.1
23/09/2024	13:59	64.6		67.2	61.0
23/09/2024	14:04	63.2		65.0	59.7
23/09/2024	14:09	64.7		65.8	61.4
23/09/2024	14:14	64.3	64.1	65.5	61.1
23/09/2024	14:19	64.0		66.9	61.2
23/09/2024	14:24	65.2		67.3	62.0
23/09/2024	14:29	62.5		64.2	60.5
23/09/2024	14:34	62.3		63.6	60.6
23/09/2024	14:39	60.8		61.9	59.2
23/09/2024	14:44	61.5	61.7	62.6	59.9
23/09/2024	14:49	61.3		61.7	59.7
23/09/2024	14:54	62.5		64.1	60.3
23/09/2024	14:59	61.8		64.0	61.2
23/09/2024	15:04	61.5		62.8	60.0
23/09/2024	15:09	61.4		62.1	58.4
23/09/2024	15:14	62.9	61.7	65.9	59.6
23/09/2024	15:19	61.1		63.1	60.0
23/09/2024	15:24	61.2		62.8	59.7
23/09/2024	15:29	61.7		62.8	59.6
23/09/2024	15:34	61.9		63.9	59.7
23/09/2024	15:39	64.9		68.2	59.5
23/09/2024	15:44	64.6	62.8	66.7	60.4
23/09/2024	15:49	62.4		65.1	58.8
23/09/2024	15:54	60.2		61.2	58.2
23/09/2024	15:59	60.1		61.1	58.2
23/09/2024	16:04	60.2		61.4	59.1
23/09/2024	16:09	60.6		60.9	58.2
23/09/2024	16:14	59.5	60.7	60.8	58.3
23/09/2024	16:19	60.5		61.8	59.1
23/09/2024	16:24	62.6		65.1	58.9
23/09/2024	16:29	60.4		60.7	57.6
23/09/2024	16:34	59.8		61.1	57.7
23/09/2024	16:39	60.0		62.2	57.6
23/09/2024	16:44	59.1	60.2	59.5	57.4
23/09/2024	16:49	59.2		61.5	58.2
23/09/2024	16:54	61.1		64.0	60.2
23/09/2024	16:59	61.6		62.5	60.6
23/09/2024	17:04	61.2		63.9	60.1
23/09/2024	17:09	60.7		62.5	59.2
23/09/2024	17:14	61.4	61.2	62.9	60.3
23/09/2024	17:19	62.0		63.0	60.6
23/09/2024	17:24	60.5		62.0	60.2
23/09/2024	17:29	61.4		62.3	59.2
23/09/2024	17:34	61.1		61.6	59.2
23/09/2024	17:39	60.6		62.3	58.6
23/09/2024	17:44	60.6	61.9	61.7	58.8
23/09/2024	17:49	63.2		66.5	58.5
23/09/2024	17:54	63.9		66.8	59.1
23/09/2024	17:59	60.3		61.8	59.4
23/09/2024	18:04	61.9		63.1	58.4
23/09/2024	18:09	60.5		62.3	59.5
23/09/2024	18:14	61.0	61.5	64.1	58.9
23/09/2024	18:19	63.0		64.2	59.4
23/09/2024	18:24	61.4		62.5	59.0
23/09/2024	18:29	60.9		62.6	59.2
23/09/2024	18:34	60.3		62.5	58.5
23/09/2024	18:39	59.9		61.3	58.5
23/09/2024	18:44	61.3	60.8	63.4	60.4
23/09/2024	18:49	61.3		63.7	60.0
23/09/2024	18:54	61.5		62.1	58.4
23/09/2024	18:59	60.2		61.8	59.0
		Mean	62.6		
		Maximum	66.3		
		Minimum	60.2		

Date	Start Time	Leq (5mins)	Leq (30mins)	L10 (5mins)	L90 (5mins)
24/09/2024	7:04	65.2		67.3	58.9
24/09/2024	7:09	63.0		66.4	59.7
24/09/2024	7:14	64.4	64.8	66.5	59.3
24/09/2024	7:19	66.4		70.4	61.6
24/09/2024	7:24	64.0		66.5	61.7
24/09/2024	7:29	64.8		66.9	61.1
24/09/2024	7:34	66.2		68.6	63.5
24/09/2024	7:39	67.3		70.6	61.3
24/09/2024	7:44	64.6	66.8	67.8	61.2
24/09/2024	7:49	65.0		66.2	62.0
24/09/2024	7:54	69.3		71.6	64.7
24/09/2024	7:59	66.9		70.6	61.8
24/09/2024	8:04	67.7		68.5	62.6
24/09/2024	8:09	70.3		72.8	62.7
24/09/2024	8:14	66.4	69.0	68.7	63.1
24/09/2024	8:19	66.3		68.6	62.7
24/09/2024	8:24	71.0		72.5	62.4
24/09/2024	8:29	69.9		71.7	63.1
24/09/2024	8:34	66.6		68.5	64.9
24/09/2024	8:39	69.1		72.5	65.6
24/09/2024	8:44	68.6	68.9	71.4	64.2
24/09/2024	8:49	66.8		67.5	63.0
24/09/2024	8:54	70.2		73.4	64.3
24/09/2024	8:59	70.5		73.3	63.9
24/09/2024	9:04	68.5		72.0	63.9
24/09/2024	9:09	71.1		74.6	65.4
24/09/2024	9:14	68.6	68.0	72.1	63.3
24/09/2024	9:19	64.7		67.6	62.0
24/09/2024	9:24	66.0		68.7	62.5
24/09/2024	9:29	65.4		67.4	63.5
24/09/2024	9:34	64.8		65.4	63.2
24/09/2024	9:39	63.7		64.6	62.6
24/09/2024	9:44	67.8	68.4	71.9	63.6
24/09/2024	9:49	73.2		73.6	71.2
24/09/2024	9:54	66.8		69.4	63.9
24/09/2024	9:59	66.6		68.9	65.4
24/09/2024	10:04	68.5		69.9	64.9
24/09/2024	10:09	67.8		69.1	67.2
24/09/2024	10:14	69.6	70.0	71.1	66.6
24/09/2024	10:19	69.2		72.6	65.6
24/09/2024	10:24	73.8		74.0	73.1
24/09/2024	10:29	66.9		67.9	66.0
24/09/2024	10:34	71.6		75.4	65.7
24/09/2024	10:39	76.4		78.6	73.3
24/09/2024	10:44	70.1	76.0	73.2	66.8
24/09/2024	10:49	73.7		77.3	66.1
24/09/2024	10:54	77.7		78.5	74.9
24/09/2024	10:59	79.4		81.0	76.4
24/09/2024	11:04	74.1		78.0	68.6
24/09/2024	11:09	72.2		74.4	66.8
24/09/2024	11:14	73.5	72.7	75.3	69.7
24/09/2024	11:19	71.8		73.0	67.9
24/09/2024	11:24	73.1		75.7	67.4
24/09/2024	11:29	70.9		75.0	66.1
24/09/2024	11:34	70.9		75.6	66.5
24/09/2024	11:39	67.5		68.0	65.9
24/09/2024	11:44	68.5	73.1	69.5	66.0
24/09/2024	11:49	71.2		73.3	65.5
24/09/2024	11:54	70.2		72.3	66.6
24/09/2024	11:59	78.6		81.9	75.7
24/09/2024	12:04	77.5		80.5	69.0
24/09/2024	12:09	78.2		80.4	68.9
24/09/2024	12:14	78.7	76.2	81.2	68.5
24/09/2024	12:19	75.0		76.9	67.9
24/09/2024	12:24	67.9		68.9	65.8
24/09/2024	12:29	72.1		75.5	66.6
24/09/2024	12:34	68.9		70.3	66.0
24/09/2024	12:39	68.4		70.0	66.7
24/09/2024	12:44	69.0	68.3	70.6	67.3
24/09/2024	12:49	68.1		69.9	66.3
24/09/2024	12:54	68.1		69.6	66.9
24/09/2024	12:59	67.3		68.6	65.8
24/09/2024	13:04	67.5		68.3	65.2
24/09/2024	13:09	67.8		69.3	65.9
24/09/2024	13:14	68.9	68.1	70.3	67.1
24/09/2024	13:19	68.2		68.9	66.9
24/09/2024	13:24	68.0		69.6	65.6
24/09/2024	13:29	67.8		69.4	66.7
24/09/2024	13:34	68.2		70.1	67.0
24/09/2024	13:39	68.4		70.3	65.5
24/09/2024	13:44	68.6	70.8	71.5	64.8
24/09/2024	13:49	74.9		77.8	67.8
24/09/2024	13:54	71.7		76.7	65.9
24/09/2024	13:59	66.9		69.3	64.5
24/09/2024	14:04	65.8		67.9	64.6
24/09/2024	14:09	64.7		66.0	64.1
24/09/2024	14:14	66.0	65.6	67.0	64.2
24/09/2024	14:19	65.5		67.7	64.5
24/09/2024	14:24	65.9		67.9	63.1
24/09/2024	14:29	65.4		68.4	62.9
24/09/2024	14:34	64.4		66.0	63.6
24/09/2024	14:39	65.5		66.3	63.8
24/09/2024	14:44	63.7	67.1	65.2	63.5
24/09/2024	14:49	67.3		67.8	63.2
24/09/2024	14:54	70.1		71.7	65.0
24/09/2024	14:59	68.2		68.8	63.4
24/09/2024	15:04	68.7		69.3	65.3
24/09/2024	15:09	67.4		70.1	65.7
24/09/2024	15:14	68.1	68.7	69.3	65.9
24/09/2024	15:19	67.2		69.6	65.5
24/09/2024	15:24	69.4		70.7	67.2
24/09/2024	15:29	70.5		71.2	67.0
24/09/2024	15:34	69.9		72.2	67.2
24/09/2024	15:39	70.2		72.2	68.4
24/09/2024	15:44	70.1	69.9	70.7	68.7
24/09/2024	15:49	69.4		72.1	67.8
24/09/2024	15:54	70.0		71.9	67.5
24/09/2024	15:59	69.8		70.5	67.8
24/09/2024	16:04	69.8		70.4	67.6
24/09/2024	16:09	67.8		70.2	65.3
24/09/2024	16:14	68.1	68.7	70.6	66.2
24/09/2024	16:19	67.9		69.8	65.5
24/09/2024	16:24	68.7		70.7	65.5
24/09/2024	16:29	69.3		71.2	68.1
24/09/2024	16:34	70.1		73.0	68.3
24/09/2024	16:39	71.2		73.4	69.3
24/09/2024	16:44	71.3	70.8	73.2	69.2
24/09/2024	16:49	70.9		73.6	68.6
24/09/2024	16:54	71.5		73.8	68.3
24/09/2024	16:59	69.6		72.2	66.6
24/09/2024	17:04	69.0		71.1	66.0
24/09/2024	17:09	70.4		72.3	66.8
24/09/2024	17:14	69.4	69.5	70.5	65.8
24/09/2024	17:19	69.1		71.1	66.6
24/09/2024	17:24	69.5		71.6	67.4
24/09/2024	17:29	69.2		71.7	68.0
24/09/2024	17:34	69.0		70.3	66.7
24/09/2024	17:39	71.0		72.6	68.6
24/09/2024	17:44	70.0	70.0	72.4	68.0
24/09/2024	17:49	70.3		71.9	68.3
24/09/2024	17:54	70.0		70.7	67.6
24/09/2024	17:59	69.7		70.9	67.8
24/09/2024	18:04	68.5		70.3	66.9
24/09/2024	18:09	68.6		69.4	66.5
24/09/2024	18:14	69.2	69.3	70.7	67.2
24/09/2024	18:19	69.2		70.2	66.5
24/09/2024	18:24	69.3		70.0	66.3
24/09/2024	18:29	70.5		72.0	68.5
24/09/2024	18:34	69.1		71.1	66.9
24/09/2024	18:39	68.4		69.9	66.2
24/09/2024	18:44	68.1	68.6	68.7	65.5
24/09/2024	18:49	68.4		70.8	67.0
24/09/2024	18:54	69.6		70.7	68.1
24/09/2024	18:59	68.0		69.2	67.2
		Mean	69.5		
		Maximum	76.2		
		Minimum	64.8		

Station: CM22

Date	Start Time	Leq (5mins)	Leq (30mins)	L10 (5mins)	L90 (5mins)
25/09/2024	7:04	81.9		85.3	69.3
25/09/2024	7:09	82.0		85.1	78.7
25/09/2024	7:14	81.2	80.8	83.7	75.8
25/09/2024	7:19	81.9		85.0	74.8
25/09/2024	7:24	76.5		78.4	71.3
25/09/2024	7:29	78.5		79.3	75.9
25/09/2024	7:34	75.0		78.4	72.2
25/09/2024	7:39	78.6		82.4	71.8
25/09/2024	7:44	83.8	79.2	85.1	78.5
25/09/2024	7:49	81.2		83.1	75.0
25/09/2024	7:54	69.9		75.6	67.1
25/09/2024	7:59	72.4		74.2	66.8
25/09/2024	8:04	73.1		73.6	66.8
25/09/2024	8:09	71.5		74.9	66.7
25/09/2024	8:14	68.7	73.4	71.4	66.2
25/09/2024	8:19	71.5		73.9	65.7
25/09/2024	8:24	74.2		78.7	65.7
25/09/2024	8:29	77.0		81.1	68.4
25/09/2024	8:34	72.1		75.0	64.7
25/09/2024	8:39	75.6		77.1	64.2
25/09/2024	8:44	75.4	72.7	79.0	62.8
25/09/2024	8:49	67.9		70.0	62.6
25/09/2024	8:54	69.3		72.2	63.8
25/09/2024	8:59	70.2		72.6	64.4
25/09/2024	9:04	68.9		70.5	61.3
25/09/2024	9:09	67.1		69.2	62.6
25/09/2024	9:14	67.9	68.4	70.7	62.7
25/09/2024	9:19	67.8		69.3	61.2
25/09/2024	9:24	70.0		72.3	62.5
25/09/2024	9:29	68.0		72.2	61.8
25/09/2024	9:34	67.5		71.6	61.0
25/09/2024	9:39	68.5		72.0	60.2
25/09/2024	9:44	69.6	68.6	75.3	60.7
25/09/2024	9:49	68.6		71.7	60.1
25/09/2024	9:54	69.0		72.0	61.0
25/09/2024	9:59	68.4		68.5	61.5
25/09/2024	10:04	68.5		72.6	62.9
25/09/2024	10:09	68.9		71.6	60.5
25/09/2024	10:14	70.2	69.5	73.6	61.7
25/09/2024	10:19	67.4		70.3	61.7
25/09/2024	10:24	71.9		78.0	62.2
25/09/2024	10:29	68.7		70.7	63.1
25/09/2024	10:34	69.4		72.2	63.1
25/09/2024	10:39	69.5		71.7	63.1
25/09/2024	10:44	69.7	69.5	71.6	62.1
25/09/2024	10:49	68.2		70.8	61.9
25/09/2024	10:54	70.1		72.0	61.9
25/09/2024	10:59	69.9		74.0	60.0
25/09/2024	11:04	67.7		70.7	60.7
25/09/2024	11:09	70.0		73.4	61.3
25/09/2024	11:14	67.4	69.1	71.0	60.6
25/09/2024	11:19	69.3		73.2	62.5
25/09/2024	11:24	71.6		72.3	59.8
25/09/2024	11:29	66.8		69.2	60.0
25/09/2024	11:34	66.3		70.1	60.2
25/09/2024	11:39	66.4		70.6	59.9
25/09/2024	11:44	70.8	70.4	74.7	60.2
25/09/2024	11:49	68.2		69.4	59.3
25/09/2024	11:54	74.9		77.3	58.3
25/09/2024	11:59	69.1		69.8	60.1
25/09/2024	12:04	65.8		69.2	62.5
25/09/2024	12:09	66.7		68.8	61.6
25/09/2024	12:14	66.9	67.0	70.0	59.8
25/09/2024	12:19	67.7		70.8	60.3
25/09/2024	12:24	69.3		71.9	60.0
25/09/2024	12:29	63.4		66.1	59.0
25/09/2024	12:34	68.1		72.0	59.6
25/09/2024	12:39	65.9		66.7	58.5
25/09/2024	12:44	66.4	67.3	68.2	58.6
25/09/2024	12:49	66.7		70.0	57.8
25/09/2024	12:54	66.2		69.4	60.3
25/09/2024	12:59	69.5		73.2	62.1
25/09/2024	13:04	68.2		69.6	62.1
25/09/2024	13:09	69.2		71.1	62.0
25/09/2024	13:14	68.0	67.8	70.7	60.2
25/09/2024	13:19	66.3		68.4	58.5
25/09/2024	13:24	64.3		67.1	58.0
25/09/2024	13:29	69.0		71.6	58.9
25/09/2024	13:34	65.6		67.6	58.7
25/09/2024	13:39	67.6		70.3	59.0
25/09/2024	13:44	67.2	66.0	69.3	56.9
25/09/2024	13:49	66.6		68.0	57.8
25/09/2024	13:54	63.0		65.3	57.1
25/09/2024	13:59	64.2		66.5	56.8
25/09/2024	14:04	66.8		69.9	57.0
25/09/2024	14:09	66.3		69.2	59.0
25/09/2024	14:14	65.2	66.2	69.5	60.0
25/09/2024	14:19	65.2		69.2	60.3
25/09/2024	14:24	65.4		67.5	58.6
25/09/2024	14:29	67.6		69.6	60.2
25/09/2024	14:34	64.8		68.9	59.5
25/09/2024	14:39	66.2		67.9	58.4
25/09/2024	14:44	65.9	66.2	67.8	60.9
25/09/2024	14:49	63.6		65.6	58.4
25/09/2024	14:54	69.2		72.7	58.2
25/09/2024	14:59	65.5		68.7	60.1
25/09/2024	15:04	65.6		67.7	57.7
25/09/2024	15:09	66.9		68.9	64.6
25/09/2024	15:14	67.0	67.0	68.5	63.9
25/09/2024	15:19	68.3		69.7	63.8
25/09/2024	15:24	68.2		71.9	58.2
25/09/2024	15:29	65.2		67.9	58.7
25/09/2024	15:34	66.3		69.3	59.1
25/09/2024	15:39	67.7		70.1	60.0
25/09/2024	15:44	67.5	67.6	70.3	59.2
25/09/2024	15:49	69.5		70.4	67.3
25/09/2024	15:54	66.4		69.5	59.9
25/09/2024	15:59	67.2		69.9	59.5
25/09/2024	16:04	64.0		66.1	59.0
25/09/2024	16:09	64.3		66.3	58.9
25/09/2024	16:14	63.5	67.2	65.9	57.6
25/09/2024	16:19	72.2		76.4	60.3
25/09/2024	16:24	65.3		66.8	57.9
25/09/2024	16:29	66.2		68.4	58.7
25/09/2024	16:34	63.3		66.8	59.2
25/09/2024	16:39	69.4		71.7	60.5
25/09/2024	16:44	65.9	66.0	67.3	58.9
25/09/2024	16:49	64.6		68.2	57.2
25/09/2024	16:54	65.6		69.0	58.5
25/09/2024	16:59	63.8		66.7	58.5
25/09/2024	17:04	65.4		69.9	58.4
25/09/2024	17:09	76.1		81.2	59.8
25/09/2024	17:14	65.0	69.7	66.5	59.7
25/09/2024	17:19	64.2		65.7	59.8
25/09/2024	17:24	64.4		67.8	58.1
25/09/2024	17:29	64.3		64.9	56.6
25/09/2024	17:34	64.8		68.0	58.0
25/09/2024	17:39	68.0		71.6	55.9
25/09/2024	17:44	64.5	64.7	68.6	55.7
25/09/2024	17:49	62.5		65.4	54.6
25/09/2024	17:54	63.1		64.4	56.7
25/09/2024	17:59	62.7		64.6	57.3
25/09/2024	18:04	63.4		66.0	58.5
25/09/2024	18:09	65.4		68.4	58.7
25/09/2024	18:14	60.9	64.0	62.9	53.9
25/09/2024	18:19	64.7		65.3	55.6
25/09/2024	18:24	61.9		64.8	56.5
25/09/2024	18:29	65.8		69.3	55.8
25/09/2024	18:34	61.4		65.3	55.2
25/09/2024	18:39	65.2		69.4	55.7
25/09/2024	18:44	59.9	63.0	63.4	55.1
25/09/2024	18:49	60.5		64.4	54.7
25/09/2024	18:54	65.8		66.2	54.8
25/09/2024	18:59	61.3		63.7	55.8
		Mean	68.8		
		Maximum	80.8		
		Minimum	63.0		

Date	Start Time	Leq (5mins)	Leq (30mins)	L10 (5mins)	L90 (5mins)
26/09/2024	7:04	66.4		68.7	61.5
26/09/2024	7:09	67.8		71.2	61.4
26/09/2024	7:14	66.0	66.2	68.9	61.0
26/09/2024	7:19	66.1		68.7	59.8
26/09/2024	7:24	67.1		69.2	60.0
26/09/2024	7:29	61.9		63.9	58.1
26/09/2024	7:34	65.9		67.2	60.4
26/09/2024	7:39	63.2		66.4	57.9
26/09/2024	7:44	63.6	64.3	67.0	58.7
26/09/2024	7:49	65.1		68.0	57.1
26/09/2024	7:54	61.8		65.3	57.2
26/09/2024	7:59	65.2		66.7	58.5
26/09/2024	8:04	60.6		63.4	57.9
26/09/2024	8:09	61.2		63.5	58.2
26/09/2024	8:14	63.1	62.6	65.6	56.9
26/09/2024	8:19	60.2		63.2	55.7
26/09/2024	8:24	64.5		69.7	58.8
26/09/2024	8:29	64.2		66.4	59.3
26/09/2024	8:34	65.6		68.4	61.0
26/09/2024	8:39	65.0		68.2	57.3
26/09/2024	8:44	60.1	62.7	62.7	56.7
26/09/2024	8:49	59.1		61.3	55.6
26/09/2024	8:54	61.6		63.8	55.8
26/09/2024	8:59	60.6		62.3	55.9
26/09/2024	9:04	61.6		64.9	56.7
26/09/2024	9:09	62.0		64.1	54.6
26/09/2024	9:14	59.7	60.6	62.5	56.0
26/09/2024	9:19	59.7		60.2	55.5
26/09/2024	9:24	59.8		61.4	56.4
26/09/2024	9:29	60.2		62.7	56.2
26/09/2024	9:34	62.4		64.7	57.4
26/09/2024	9:39	62.3		64.6	58.1
26/09/2024	9:44	62.9	63.0	66.2	58.9
26/09/2024	9:49	64.1		67.1	58.4
26/09/2024	9:54	64.2		65.5	58.9
26/09/2024	9:59	61.8		64.1	58.7
26/09/2024	10:04	60.8		62.4	57.5
26/09/2024	10:09	63.2		64.9	59.5
26/09/2024	10:14	60.0	61.7	61.2	57.6
26/09/2024	10:19	61.7		65.6	57.0
26/09/2024	10:24	63.4		67.4	58.8
26/09/2024	10:29	59.7		61.7	56.7
26/09/2024	10:34	60.8		63.3	58.1
26/09/2024	10:39	59.8		60.6	57.1
26/09/2024	10:44	63.4	61.7	65.9	57.8
26/09/2024	10:49	60.4		61.8	55.6
26/09/2024	10:54	61.8		65.0	58.5
26/09/2024	10:59	63.0		65.4	58.2
26/09/2024	11:04	64.3		66.0	58.3
26/09/2024	11:09	65.2		67.3	56.4
26/09/2024	11:14	67.5	64.9	68.4	66.6
26/09/2024	11:19	63.2		67.3	58.8
26/09/2024	11:24	62.2		65.6	59.4
26/09/2024	11:29	64.8		66.7	60.8
26/09/2024	11:34	65.4		69.1	60.8
26/09/2024	11:39	63.2		64.7	58.8
26/09/2024	11:44	66.0	65.3	69.6	61.1
26/09/2024	11:49	65.3		67.9	60.4
26/09/2024	11:54	65.5		69.3	60.9
26/09/2024	11:59	65.7		68.7	60.6
26/09/2024	12:04	65.6		68.8	59.8
26/09/2024	12:09	59.5		61.6	55.7
26/09/2024	12:14	62.8	64.6	64.3	57.9
26/09/2024	12:19	62.5		65.0	57.9
26/09/2024	12:24	66.5		68.7	61.1
26/09/2024	12:29	66.6		69.8	60.0
26/09/2024	12:34	62.6		64.8	57.9
26/09/2024	12:39	62.4		65.1	57.0
26/09/2024	12:44	61.6	61.3	63.0	56.2
26/09/2024	12:49	60.6		62.8	54.7
26/09/2024	12:54	58.2		60.7	54.4
26/09/2024	12:59	60.9		64.7	55.7
26/09/2024	13:04	63.2		67.3	55.0
26/09/2024	13:09	58.6		61.8	54.5
26/09/2024	13:14	60.7	61.9	64.5	56.4
26/09/2024	13:19	62.1		64.8	57.3
26/09/2024	13:24	59.5		60.9	57.0
26/09/2024	13:29	64.4		66.5	58.2
26/09/2024	13:34	62.6		64.8	58.5
26/09/2024	13:39	58.5		60.5	55.3
26/09/2024	13:44	62.1	61.0	64.0	54.9
26/09/2024	13:49	59.5		61.6	54.7
26/09/2024	13:54	61.9		65.5	56.5
26/09/2024	13:59	59.5		62.0	56.1
26/09/2024	14:04	62.2		65.5	55.1
26/09/2024	14:09	57.9		60.7	55.5
26/09/2024	14:14	59.6	59.7	62.2	55.4
26/09/2024	14:19	60.0		62.6	52.4
26/09/2024	14:24	59.0		64.3	52.2
26/09/2024	14:29	58.1		59.5	51.4
26/09/2024	14:34	56.6		59.0	51.2
26/09/2024	14:39	63.5		66.6	56.2
26/09/2024	14:44	66.8	65.1	68.9	63.3
26/09/2024	14:49	65.8		67.7	63.9
26/09/2024	14:54	65.5		66.9	63.5
26/09/2024	14:59	66.8		68.3	63.5
26/09/2024	15:04	67.5		69.5	66.2
26/09/2024	15:09	66.9		68.3	63.5
26/09/2024	15:14	66.6	66.6	68.0	62.3
26/09/2024	15:19	66.3		67.1	62.7
26/09/2024	15:24	65.3		67.8	62.3
26/09/2024	15:29	66.7		67.5	63.7
26/09/2024	15:34	65.0		67.3	62.6
26/09/2024	15:39	66.7		68.9	62.7
26/09/2024	15:44	66.4	66.2	68.7	63.6
26/09/2024	15:49	66.1		68.6	63.4
26/09/2024	15:54	66.6		69.6	63.7
26/09/2024	15:59	66.1		66.9	63.4
26/09/2024	16:04	65.8		68.6	63.2
26/09/2024	16:09	66.9		69.2	62.5
26/09/2024	16:14	67.1	66.1	68.6	64.5
26/09/2024	16:19	65.0		67.3	63.8
26/09/2024	16:24	65.6		66.8	64.3
26/09/2024	16:29	65.6		67.0	63.6
26/09/2024	16:34	66.6		67.6	64.3
26/09/2024	16:39	66.6		68.0	64.2
26/09/2024	16:44	68.0	66.5	69.0	66.7
26/09/2024	16:49	66.8		69.4	64.4
26/09/2024	16:54	64.3		67.0	63.5
26/09/2024	16:59	65.9		66.8	63.3
26/09/2024	17:04	66.7		68.5	63.3
26/09/2024	17:09	66.2		68.2	64.3
26/09/2024	17:14	65.0	66.4	66.3	63.8
26/09/2024	17:19	66.2		68.4	62.8
26/09/2024	17:24	67.0		69.3	66.3
26/09/2024	17:29	66.8		68.4	64.1
26/09/2024	17:34	65.7		67.5	63.1
26/09/2024	17:39	64.4		66.6	61.9
26/09/2024	17:44	66.8	67.3	69.3	62.8
26/09/2024	17:49	70.1		73.9	62.6
26/09/2024	17:54	68.3		71.5	63.8
26/09/2024	17:59	65.9		67.7	62.1
26/09/2024	18:04	64.6		66.5	61.6
26/09/2024	18:09	61.7		64.2	58.6
26/09/2024	18:14	60.6	61.7	61.7	57.9
26/09/2024	18:19	61.7		65.4	58.6
26/09/2024	18:24	60.3		63.0	57.5
26/09/2024	18:29	59.5		61.0	57.8
26/09/2024	18:34	59.9		62.4	56.8
26/09/2024	18:39	60.3		62.2	58.0
26/09/2024	18:44	61.9	60.9	63.7	58.8
26/09/2024	18:49	62.9		65.8	59.4
26/09/2024	18:54	60.1		62.8	57.7
26/09/2024	18:59	59.2		61.6	56.9
		Mean	63.7		
		Maximum	67.3		
		Minimum	59.7		

Station: CM22

Date	Start Time	Leq (5mins)	Leq (30mins)	L10 (5mins)	L90 (5mins)
27/09/2024	7:04	56.0	59.0	57.3	53.7
27/09/2024	7:09	55.1		57.2	51.6
27/09/2024	7:14	56.7		58.5	50.8
27/09/2024	7:19	57.4		60.4	50.5
27/09/2024	7:24	63.7		64.0	53.9
27/09/2024	7:29	58.0		59.5	51.7
27/09/2024	7:34	60.1	59.2	61.2	54.5
27/09/2024	7:39	60.1		63.2	54.8
27/09/2024	7:44	57.3		59.9	53.0
27/09/2024	7:49	59.9		63.0	53.9
27/09/2024	7:54	57.5		60.3	53.8
27/09/2024	7:59	59.4		62.3	53.8
27/09/2024	8:04	59.9	58.5	64.4	53.2
27/09/2024	8:09	58.2		60.6	53.9
27/09/2024	8:14	58.2		61.1	53.3
27/09/2024	8:19	57.9		60.2	52.4
27/09/2024	8:24	58.3		62.5	51.2
27/09/2024	8:29	58.2		61.2	53.7
27/09/2024	8:34	58.8	59.1	61.4	52.3
27/09/2024	8:39	56.2		59.6	54.3
27/09/2024	8:44	57.8		61.0	53.2
27/09/2024	8:49	60.1		63.7	53.6
27/09/2024	8:54	59.8		63.1	53.5
27/09/2024	8:59	60.3		64.0	54.9
27/09/2024	9:04	61.3	60.1	64.1	54.7
27/09/2024	9:09	58.6		62.3	53.5
27/09/2024	9:14	58.8		60.8	54.5
27/09/2024	9:19	58.7		61.2	53.2
27/09/2024	9:24	61.0		64.4	56.0
27/09/2024	9:29	61.2		62.5	54.5
27/09/2024	9:34	59.9	61.9	61.7	54.2
27/09/2024	9:39	61.0		64.4	54.0
27/09/2024	9:44	59.7		61.4	56.3
27/09/2024	9:49	63.9		64.9	55.6
27/09/2024	9:54	63.0		63.8	58.8
27/09/2024	9:59	62.0		63.9	60.6
27/09/2024	10:04	62.4	65.3	64.5	61.2
27/09/2024	10:09	63.4		66.9	60.7
27/09/2024	10:14	63.3		64.2	60.2
27/09/2024	10:19	69.2		71.0	64.2
27/09/2024	10:24	64.9		65.9	61.4
27/09/2024	10:29	64.7		67.0	62.1
27/09/2024	10:34	65.8	65.4	67.9	63.0
27/09/2024	10:39	65.6		66.5	62.7
27/09/2024	10:44	65.5		68.4	63.2
27/09/2024	10:49	65.1		67.1	63.3
27/09/2024	10:54	65.3		65.5	62.8
27/09/2024	10:59	65.1		66.5	62.6
27/09/2024	11:04	65.8	65.1	66.6	62.5
27/09/2024	11:09	65.3		66.4	64.6
27/09/2024	11:14	64.2		65.7	63.7
27/09/2024	11:19	64.6		66.4	62.1
27/09/2024	11:24	65.9		67.1	63.2
27/09/2024	11:29	64.4		65.5	63.3
27/09/2024	11:34	65.6	64.2	65.8	63.7
27/09/2024	11:39	64.3		66.7	62.7
27/09/2024	11:44	64.4		67.1	61.0
27/09/2024	11:49	63.1		65.0	60.3
27/09/2024	11:54	63.1		65.3	61.0
27/09/2024	11:59	64.3		66.6	61.4
27/09/2024	12:04	62.0	63.1	63.9	61.0
27/09/2024	12:09	62.5		63.6	61.9
27/09/2024	12:14	63.0		65.4	61.4
27/09/2024	12:19	64.3		66.8	62.4
27/09/2024	12:24	63.4		65.6	60.7
27/09/2024	12:29	62.9		64.3	60.4
27/09/2024	12:34	61.6	61.8	64.7	60.0
27/09/2024	12:39	62.2		64.8	59.3
27/09/2024	12:44	62.6		64.5	60.6
27/09/2024	12:49	61.9		64.5	60.0
27/09/2024	12:54	61.1		63.0	59.1
27/09/2024	12:59	61.1		64.1	58.0
27/09/2024	13:04	61.4	61.6	63.8	57.8
27/09/2024	13:09	61.3		64.6	57.9
27/09/2024	13:14	65.3		69.1	57.9
27/09/2024	13:19	60.2		63.9	57.2
27/09/2024	13:24	58.5		60.1	57.8
27/09/2024	13:29	59.2		61.6	57.5
27/09/2024	13:34	57.9	60.1	59.5	56.2
27/09/2024	13:39	59.3		61.9	57.4
27/09/2024	13:44	58.6		60.4	57.8
27/09/2024	13:49	60.7		63.0	57.9
27/09/2024	13:54	61.0		61.2	58.3
27/09/2024	13:59	61.7		62.3	59.4
27/09/2024	14:04	62.8		64.1	60.8
27/09/2024	14:09	61.2		63.2	59.5
27/09/2024	14:14	64.9		68.2	60.9
		Mean	61.7		
		Maximum	65.4		
		Minimum	58.5		

Summary of Noise Monitoring Results during 07:00 - 19:00 at CM22	
	Leq (30mins)
Mean	63.9
Maximum	80.8
Minimum	50.6

Note:
1. The Leq (5mins) values within the time slots that do not have six consecutive Leq (5mins) values are not included in calculation of Leq (30mins).
2. Short periods of data gaps in tables are due to suspension of monitoring during replacement of batteries for the sound level meter.

Station: CM22

Date	Start Time	Leq (5mins)	Leq (30mins)	L10 (5mins)	L90 (5mins)
13/09/2024	19:04	68.7		70.9	63.3
13/09/2024	19:09	65.3		67.7	62.3
13/09/2024	19:14	64.6	64.8	65.9	61.0
13/09/2024	19:19	61.9		63.8	58.8
13/09/2024	19:24	60.2		62.3	59.0
13/09/2024	19:29	62.3		64.8	59.1
13/09/2024	19:34	60.9		61.7	57.4
13/09/2024	19:39	59.5		60.9	57.2
13/09/2024	19:44	59.2	60.7	61.5	56.8
13/09/2024	19:49	60.3		62.1	58.0
13/09/2024	19:54	62.1		63.4	58.0
13/09/2024	19:59	61.7		65.3	58.5
13/09/2024	20:04	61.4		63.9	58.1
13/09/2024	20:09	58.9		60.4	57.3
13/09/2024	20:14	59.9	60.6	62.9	56.2
13/09/2024	20:19	63.0		65.8	56.0
13/09/2024	20:24	59.7		63.1	55.3
13/09/2024	20:29	59.4		60.2	54.7
13/09/2024	20:34	57.4		59.6	54.8
13/09/2024	20:39	55.7		58.5	54.2
13/09/2024	20:44	57.5	57.2	59.3	55.0
13/09/2024	20:49	55.2		57.2	54.7
13/09/2024	20:54	58.1		58.9	56.0
13/09/2024	20:59	58.2		58.7	56.2
13/09/2024	21:04	58.0		60.4	56.0
13/09/2024	21:09	58.1		58.8	56.0
13/09/2024	21:14	64.9	59.8	69.4	55.7
13/09/2024	21:19	57.6		60.0	56.4
13/09/2024	21:24	56.8		58.8	54.3
13/09/2024	21:29	55.6		55.9	55.5
13/09/2024	21:34	53.8		55.1	52.7
13/09/2024	21:39	54.7		55.9	54.3
13/09/2024	21:44	54.5	54.0	56.4	52.4
13/09/2024	21:49	53.8		55.5	50.8
13/09/2024	21:54	54.0		54.3	53.4
13/09/2024	21:59	53.0		54.3	50.5
13/09/2024	22:04	54.0		55.8	51.3
13/09/2024	22:09	53.0		53.9	51.1
13/09/2024	22:14	55.5	55.1	60.3	50.0
13/09/2024	22:19	58.7		60.4	51.3
13/09/2024	22:24	52.1		54.5	50.5
13/09/2024	22:29	53.4		53.8	50.0
13/09/2024	22:34	55.6		59.1	50.1
13/09/2024	22:39	57.6		60.8	50.0
13/09/2024	22:44	51.9	54.2	53.6	48.5
13/09/2024	22:49	53.0		54.8	50.1
13/09/2024	22:54	51.6		53.0	49.9
13/09/2024	22:59	51.8		53.5	48.9
		Mean	58.3		
		Maximum	64.8		
		Minimum	54.0		

Date	Start Time	Leq (5mins)	Leq (30mins)	L10 (5mins)	L90 (5mins)
14/09/2024	19:04	64.6		66.9	60.3
14/09/2024	19:09	65.4		68.4	59.7
14/09/2024	19:14	67.1	64.2	70.7	60.2
14/09/2024	19:19	62.0		65.3	59.0
14/09/2024	19:24	61.6		64.6	58.6
14/09/2024	19:29	61.4		63.4	58.2
14/09/2024	19:34	62.8		65.1	59.2
14/09/2024	19:39	63.5		65.9	58.5
14/09/2024	19:44	61.2	61.5	63.0	58.2
14/09/2024	19:49	60.5		62.2	57.4
14/09/2024	19:54	58.8		61.7	57.8
14/09/2024	19:59	60.4		62.8	59.0
14/09/2024	20:04	59.4		60.8	56.7
14/09/2024	20:09	60.8		61.2	57.5
14/09/2024	20:14	59.4	60.2	60.7	57.4
14/09/2024	20:19	61.5		63.5	58.4
14/09/2024	20:24	60.6		62.5	58.6
14/09/2024	20:29	59.0		60.6	57.8
14/09/2024	20:34	59.7		60.6	59.3
14/09/2024	20:39	60.8		63.3	58.6
14/09/2024	20:44	59.0	59.6	60.6	58.0
14/09/2024	20:49	59.1		61.0	57.7
14/09/2024	20:54	60.3		61.6	57.7
14/09/2024	20:59	58.4		59.9	57.5
14/09/2024	21:04	59.9		61.4	57.4
14/09/2024	21:09	59.7		62.1	58.1
14/09/2024	21:14	59.2	59.3	60.9	58.7
14/09/2024	21:19	58.8		59.1	57.6
14/09/2024	21:24	58.2		60.6	56.2
14/09/2024	21:29	59.9		60.6	57.4
14/09/2024	21:34	60.0		61.6	59.0
14/09/2024	21:39	59.3		60.3	57.9
14/09/2024	21:44	58.6	59.2	59.6	57.9
14/09/2024	21:49	58.3		60.0	57.3
14/09/2024	21:54	59.1		60.7	57.5
14/09/2024	21:59	59.8		60.6	58.4
14/09/2024	22:04	59.3		60.7	58.2
14/09/2024	22:09	58.5		59.0	57.9
14/09/2024	22:14	58.9	59.9	60.6	57.0
14/09/2024	22:19	60.2		61.7	57.0
14/09/2024	22:24	61.5		62.8	57.6
14/09/2024	22:29	60.3		61.5	58.5
14/09/2024	22:34	59.8		61.0	58.2
14/09/2024	22:39	58.3		60.3	58.2
14/09/2024	22:44	58.2	58.5	60.1	57.6
14/09/2024	22:49	58.2		59.0	56.6
14/09/2024	22:54	57.8		60.2	57.0
14/09/2024	22:59	58.1		60.1	56.6
		Mean	60.3		
		Maximum	64.2		
		Minimum	58.5		

Date	Start Time	Leq (5mins)	Leq (30mins)	L10 (5mins)	L90 (5mins)
15/09/2024	19:04	59.1		62.9	55.3
15/09/2024	19:09	57.6		59.2	55.0
15/09/2024	19:14	56.0	59.0	57.6	54.5
15/09/2024	19:19	62.9		63.0	62.4
15/09/2024	19:24	58.3		62.4	54.7
15/09/2024	19:29	54.9		57.2	53.2
15/09/2024	19:34	54.9		55.3	52.8
15/09/2024	19:39	62.4		63.8	53.9
15/09/2024	19:44	59.4	60.0	63.2	54.2
15/09/2024	19:49	55.9		57.0	54.5
15/09/2024	19:54	56.7		61.6	53.2
15/09/2024	19:59	63.5		65.8	62.9
15/09/2024	20:04	55.5		57.1	53.2
15/09/2024	20:09	53.6		57.6	52.4
15/09/2024	20:14	51.7	58.0	52.4	49.1
15/09/2024	20:19	59.9		62.1	48.8
15/09/2024	20:24	62.4		63.3	53.9
15/09/2024	20:29	55.0		55.8	53.7
15/09/2024	20:34	55.1		56.6	54.5
15/09/2024	20:39	60.4		63.7	55.5
15/09/2024	20:44	62.5	58.4	63.2	53.9
15/09/2024	20:49	55.9		60.4	54.6
15/09/2024	20:54	54.5		57.6	53.5
15/09/2024	20:59	55.1		55.6	54.1
15/09/2024	21:04	61.6		63.4	54.7
15/09/2024	21:09	60.5		62.7	54.8
15/09/2024	21:14	56.8	58.2	60.2	53.1
15/09/2024	21:19	58.0		60.8	53.9
15/09/2024	21:24	52.8		54.4	47.3
15/09/2024	21:29	49.7		50.9	47.4
15/09/2024	21:34	49.6		50.6	47.9
15/09/2024	21:39	62.4		63.2	49.0
15/09/2024	21:44	58.6	57.5	62.0	53.6
15/09/2024	21:49	55.2		57.1	53.4
15/09/2024	21:54	54.8		59.2	54.4
15/09/2024	21:59	53.5		58.6	53.1
15/09/2024	22:04	54.4		56.6	53.9
15/09/2024	22:09	55.5		57.7	54.5
15/09/2024	22:14	57.8	55.3	59.8	54.7
15/09/2024	22:19	54.3		56.9	53.7
15/09/2024	22:24	54.4		55.2	53.9
15/09/2024	22:29	54.3		55.7	53.9
15/09/2024	22:34	56.1		59.3	49.9
15/09/2024	22:39	49.0		49.4	45.8
15/09/2024	22:44	56.7	56.4	61.1	46.5
15/09/2024	22:49	62.0		63.6	60.8
15/09/2024	22:54	45.6		46.9	44.2
15/09/2024	22:59	45.5		45.7	44.7
		Mean	57.9		
		Maximum	60.0		
		Minimum	55.3		

Station: CM22

Date	Start Time	Leq (5mins)	Leq (30mins)	L10 (5mins)	L90 (5mins)
16/09/2024	19:04	60.9		64.7	53.2
16/09/2024	19:09	59.1		60.5	52.8
16/09/2024	19:14	62.5	61.7	65.1	53.7
16/09/2024	19:19	61.9		64.5	55.2
16/09/2024	19:24	58.6		60.4	53.4
16/09/2024	19:29	64.3		66.6	53.2
16/09/2024	19:34	59.6		61.1	56.0
16/09/2024	19:39	57.2		62.0	52.9
16/09/2024	19:44	59.0	58.3	63.3	54.4
16/09/2024	19:49	58.0		60.8	54.2
16/09/2024	19:54	59.5		66.1	52.0
16/09/2024	19:59	55.1		56.4	54.1
16/09/2024	20:04	54.3		56.0	51.9
16/09/2024	20:09	53.9		56.5	51.7
16/09/2024	20:14	55.9	55.7	56.1	53.6
16/09/2024	20:19	55.9		56.6	53.7
16/09/2024	20:24	56.3		58.1	54.4
16/09/2024	20:29	57.2		57.5	54.0
16/09/2024	20:34	54.9		56.5	53.2
16/09/2024	20:39	55.7		57.2	55.0
16/09/2024	20:44	56.2	58.3	57.4	54.1
16/09/2024	20:49	62.9		64.2	54.4
16/09/2024	20:54	57.4		58.5	53.7
16/09/2024	20:59	56.6		56.8	56.4
16/09/2024	21:04	55.5		56.8	54.6
16/09/2024	21:09	56.0		58.0	55.2
16/09/2024	21:14	58.6	57.5	61.5	54.4
16/09/2024	21:19	60.5		63.1	53.5
16/09/2024	21:24	55.4		56.2	53.7
16/09/2024	21:29	56.2		57.2	53.1
16/09/2024	21:34	55.0		57.1	53.2
16/09/2024	21:39	55.6		57.3	53.2
16/09/2024	21:44	55.9	55.2	56.2	54.2
16/09/2024	21:49	55.7		56.0	54.7
16/09/2024	21:54	55.0		55.8	54.2
16/09/2024	21:59	53.5		54.4	52.1
16/09/2024	22:04	56.1		57.0	53.9
16/09/2024	22:09	54.4		56.0	51.8
16/09/2024	22:14	54.4	55.2	55.2	52.8
16/09/2024	22:19	55.1		57.2	53.8
16/09/2024	22:24	55.4		56.8	53.5
16/09/2024	22:29	55.3		56.8	54.1
16/09/2024	22:34	55.2		55.7	53.6
16/09/2024	22:39	54.0		54.8	53.0
16/09/2024	22:44	53.4	53.9	54.5	51.5
16/09/2024	22:49	54.6		55.5	53.3
16/09/2024	22:54	53.0		54.9	51.7
16/09/2024	22:59	52.4		55.5	50.9
		Mean	57.0		
		Maximum	61.7		
		Minimum	53.9		

Date	Start Time	Leq (5mins)	Leq (30mins)	L10 (5mins)	L90 (5mins)
17/09/2024	19:04	59.0		59.8	56.8
17/09/2024	19:09	59.6		60.8	57.0
17/09/2024	19:14	60.1	62.1	61.4	58.2
17/09/2024	19:19	59.6		60.3	57.1
17/09/2024	19:24	59.0		60.0	57.5
17/09/2024	19:29	67.2		69.8	58.5
17/09/2024	19:34	61.7		64.3	58.1
17/09/2024	19:39	68.6		72.7	58.0
17/09/2024	19:44	63.5	64.0	67.0	57.0
17/09/2024	19:49	62.1		63.4	56.8
17/09/2024	19:54	62.3		66.3	58.6
17/09/2024	19:59	59.3		61.4	56.9
17/09/2024	20:04	59.9		61.1	58.1
17/09/2024	20:09	60.6		63.0	57.1
17/09/2024	20:14	57.9	59.1	60.5	57.4
17/09/2024	20:19	58.1		60.4	57.6
17/09/2024	20:24	58.9		59.9	56.5
17/09/2024	20:29	58.7		60.1	57.0
17/09/2024	20:34	59.3		59.9	57.3
17/09/2024	20:39	59.3		60.1	56.9
17/09/2024	20:44	58.8	59.0	59.9	57.3
17/09/2024	20:49	58.6		60.7	57.8
17/09/2024	20:54	58.4		65.0	56.8
17/09/2024	20:59	59.5		59.6	57.5
17/09/2024	21:04	59.9		62.4	57.5
17/09/2024	21:09	58.7		59.7	57.8
17/09/2024	21:14	58.3	59.3	60.0	56.7
17/09/2024	21:19	59.2		61.9	57.9
17/09/2024	21:24	60.0		62.1	57.1
17/09/2024	21:29	59.7		61.3	57.7
17/09/2024	21:34	60.2		61.4	58.0
17/09/2024	21:39	59.1		60.1	57.9
17/09/2024	21:44	58.0	58.7	61.1	56.5
17/09/2024	21:49	58.2		60.0	57.1
17/09/2024	21:54	58.7		59.6	57.1
17/09/2024	21:59	57.7		60.4	57.5
17/09/2024	22:04	58.9		60.2	57.4
17/09/2024	22:09	58.8		60.7	57.3
17/09/2024	22:14	58.8	58.6	60.4	57.3
17/09/2024	22:19	58.3		59.6	57.5
17/09/2024	22:24	58.5		60.7	57.4
17/09/2024	22:29	58.2		60.6	57.3
17/09/2024	22:34	58.0		60.4	56.7
17/09/2024	22:39	58.9		59.4	57.8
17/09/2024	22:44	58.7	58.7	60.0	57.2
17/09/2024	22:49	59.1		61.0	57.0
17/09/2024	22:54	58.9		61.5	56.5
17/09/2024	22:59	58.6		59.7	57.5
		Mean	60.0		
		Maximum	64.0		
		Minimum	58.6		

Date	Start Time	Leq (5mins)	Leq (30mins)	L10 (5mins)	L90 (5mins)
18/09/2024	19:04	52.6		54.7	50.0
18/09/2024	19:09	52.5		54.9	51.1
18/09/2024	19:14	59.2	58.4	64.5	51.2
18/09/2024	19:19	63.7		63.9	60.9
18/09/2024	19:24	54.8		56.6	54.2
18/09/2024	19:29	55.3		56.8	53.3
18/09/2024	19:34	54.0		55.2	53.4
18/09/2024	19:39	63.2		64.0	54.7
18/09/2024	19:44	61.5	59.6	64.4	51.6
18/09/2024	19:49	52.3		54.5	48.9
18/09/2024	19:54	52.5		54.2	49.1
18/09/2024	19:59	61.2		63.7	50.9
18/09/2024	20:04	61.9		63.6	52.9
18/09/2024	20:09	53.8		55.9	50.5
18/09/2024	20:14	57.8	57.7	59.5	54.5
18/09/2024	20:19	56.1		58.4	54.0
18/09/2024	20:24	55.6		55.9	53.6
18/09/2024	20:29	55.8		56.0	54.4
18/09/2024	20:34	54.8		56.9	54.4
18/09/2024	20:39	55.4		58.6	54.5
18/09/2024	20:44	51.4	53.4	53.4	49.5
18/09/2024	20:49	52.1		55.3	49.8
18/09/2024	20:54	53.5		54.5	51.8
18/09/2024	20:59	51.5		52.3	49.3
18/09/2024	21:04	49.8		52.0	48.7
18/09/2024	21:09	51.2		53.0	48.5
18/09/2024	21:14	54.6	53.3	55.1	54.5
18/09/2024	21:19	54.1		54.4	53.0
18/09/2024	21:24	54.6		54.7	53.0
18/09/2024	21:29	53.6		54.3	53.4
18/09/2024	21:34	48.2		50.8	47.2
18/09/2024	21:39	49.6		51.0	46.9
18/09/2024	21:44	49.0	48.2	49.8	47.2
18/09/2024	21:49	47.4		49.8	46.7
18/09/2024	21:54	46.1		48.1	45.6
18/09/2024	21:59	47.8		48.7	45.4
18/09/2024	22:04	54.3		55.0	54.1
18/09/2024	22:09	53.7		55.7	53.1
18/09/2024	22:14	52.8	54.2	53.4	49.9
18/09/2024	22:19	54.3		54.5	52.9
18/09/2024	22:24	54.6		56.8	53.4
18/09/2024	22:29	54.9		56.2	53.5
18/09/2024	22:34	47.7		48.2	47.1
18/09/2024	22:39	47.5		49.1	45.7
18/09/2024	22:44	47.7	47.9	49.0	46.7
18/09/2024	22:49	48.2		49.0	46.7
18/09/2024	22:54	46.3		47.3	45.8
18/09/2024	22:59	49.5		51.9	46.0
		Mean	54.1		
		Maximum	59.6		
		Minimum	47.9		

Station: CM22

Date	Start Time	Leq (5mins)	Leq (30mins)	L10 (5mins)	L90 (5mins)
19/09/2024	19:04	62.4	65.6	66.1	57.9
19/09/2024	19:09	64.0		64.1	57.3
19/09/2024	19:14	59.7		61.4	55.9
19/09/2024	19:19	65.9		68.2	57.3
19/09/2024	19:24	69.0		70.0	61.2
19/09/2024	19:29	66.7		67.6	56.4
19/09/2024	19:34	55.5	56.8	58.2	52.4
19/09/2024	19:39	56.6		58.8	53.6
19/09/2024	19:44	59.5		63.6	54.8
19/09/2024	19:49	55.1		57.5	53.3
19/09/2024	19:54	56.0		57.6	53.7
19/09/2024	19:59	56.3		58.6	51.8
19/09/2024	20:04	55.8	54.1	58.0	53.1
19/09/2024	20:09	53.0		54.2	52.7
19/09/2024	20:14	54.4		55.3	53.9
19/09/2024	20:19	53.1		53.4	52.2
19/09/2024	20:24	53.5		54.0	53.4
19/09/2024	20:29	53.9		54.8	53.4
19/09/2024	20:34	53.2	56.5	53.9	52.7
19/09/2024	20:39	53.7		53.8	52.2
19/09/2024	20:44	54.5		56.0	53.1
19/09/2024	20:49	53.8		55.2	53.5
19/09/2024	20:54	55.6		56.9	52.7
19/09/2024	20:59	61.3		64.1	53.2
19/09/2024	21:04	60.8	56.7	62.6	53.4
19/09/2024	21:09	56.0		56.1	53.5
19/09/2024	21:14	54.1		55.9	52.6
19/09/2024	21:19	55.3		57.6	54.2
19/09/2024	21:24	55.6		56.6	53.4
19/09/2024	21:29	54.1		54.3	53.5
19/09/2024	21:34	54.2	54.1	54.6	54.1
19/09/2024	21:39	54.6		55.4	54.0
19/09/2024	21:44	53.6		53.9	51.4
19/09/2024	21:49	52.5		54.0	51.0
19/09/2024	21:54	56.0		59.3	52.6
19/09/2024	21:59	53.0		53.4	52.3
19/09/2024	22:04	53.9	54.9	54.7	53.4
19/09/2024	22:09	53.7		55.5	51.8
19/09/2024	22:14	56.0		56.3	55.0
19/09/2024	22:19	55.0		56.2	53.7
19/09/2024	22:24	56.0		56.7	54.5
19/09/2024	22:29	54.3		55.6	53.8
19/09/2024	22:34	54.6	55.4	56.4	53.7
19/09/2024	22:39	56.0		56.4	54.4
19/09/2024	22:44	55.9		56.1	53.6
19/09/2024	22:49	54.7		56.6	53.1
19/09/2024	22:54	56.5		56.9	55.6
19/09/2024	22:59	54.1		56.7	52.9
		Mean	56.8		
		Maximum	65.6		
		Minimum	54.1		

Date	Start Time	Leq (5mins)	Leq (30mins)	L10 (5mins)	L90 (5mins)
20/09/2024	19:04	61.2	60.3	63.6	58.4
20/09/2024	19:09	58.1		60.3	57.2
20/09/2024	19:14	60.4		62.6	57.6
20/09/2024	19:19	61.2		63.5	59.3
20/09/2024	19:24	60.7		62.7	57.7
20/09/2024	19:29	59.5		62.2	57.7
20/09/2024	19:34	58.9	62.1	60.9	56.5
20/09/2024	19:39	62.3		65.4	58.1
20/09/2024	19:44	62.7		66.6	57.3
20/09/2024	19:49	62.1		64.7	58.4
20/09/2024	19:54	61.5		64.0	58.0
20/09/2024	19:59	63.9		66.5	58.1
20/09/2024	20:04	63.3	63.2	66.2	58.1
20/09/2024	20:09	63.4		66.3	57.3
20/09/2024	20:14	60.0		60.8	56.8
20/09/2024	20:19	62.7		65.0	58.2
20/09/2024	20:24	62.2		65.9	57.9
20/09/2024	20:29	65.5		67.8	58.3
20/09/2024	20:34	62.9	62.3	64.8	58.4
20/09/2024	20:39	61.5		65.4	58.1
20/09/2024	20:44	62.1		64.9	57.9
20/09/2024	20:49	62.9		66.7	58.8
20/09/2024	20:54	62.5		64.3	58.1
20/09/2024	20:59	61.6		64.1	57.8
20/09/2024	21:04	61.4	60.9	66.1	57.5
20/09/2024	21:09	61.4		62.9	57.1
20/09/2024	21:14	61.0		63.9	57.3
20/09/2024	21:19	60.0		61.2	56.9
20/09/2024	21:24	60.2		62.5	57.3
20/09/2024	21:29	61.2		63.4	57.6
20/09/2024	21:34	61.3	63.0	63.8	57.5
20/09/2024	21:39	63.4		66.5	58.0
20/09/2024	21:44	63.9		68.5	57.2
20/09/2024	21:49	62.1		66.1	57.7
20/09/2024	21:54	65.6		70.2	57.3
20/09/2024	21:59	58.5		59.4	57.4
20/09/2024	22:04	58.0	57.7	59.3	56.5
20/09/2024	22:09	57.9		58.8	57.1
20/09/2024	22:14	57.1		58.5	56.6
20/09/2024	22:19	57.7		58.6	56.3
20/09/2024	22:24	57.7		58.2	57.2
20/09/2024	22:29	58.0		59.4	56.4
20/09/2024	22:34	57.5	57.7	58.8	56.6
20/09/2024	22:39	58.1		59.4	56.8
20/09/2024	22:44	58.1		58.5	57.2
20/09/2024	22:49	57.2		58.9	55.6
20/09/2024	22:54	57.4		57.7	56.2
20/09/2024	22:59	58.1		58.4	56.5
		Mean	60.9		
		Maximum	63.2		
		Minimum	57.7		

Date	Start Time	Leq (5mins)	Leq (30mins)	L10 (5mins)	L90 (5mins)
21/09/2024	19:04	56.3	51.5	57.2	48.9
21/09/2024	19:09	52.2		52.6	47.5
21/09/2024	19:14	47.4		48.7	47.0
21/09/2024	19:19	49.6		52.9	47.0
21/09/2024	19:24	47.3		51.2	46.2
21/09/2024	19:29	47.0		51.0	46.0
21/09/2024	19:34	50.7	49.5	52.5	47.3
21/09/2024	19:39	49.0		50.5	48.0
21/09/2024	19:44	50.0		52.7	47.9
21/09/2024	19:49	49.7		53.1	48.6
21/09/2024	19:54	47.5		52.6	46.7
21/09/2024	19:59	49.2		52.4	47.6
21/09/2024	20:04	49.0	48.9	51.4	47.7
21/09/2024	20:09	48.8		52.2	47.6
21/09/2024	20:14	48.9		49.1	47.5
21/09/2024	20:19	48.7		49.2	47.2
21/09/2024	20:24	49.4		51.7	47.1
21/09/2024	20:29	48.6		48.7	47.4
21/09/2024	20:34	47.9	48.5	48.0	46.1
21/09/2024	20:39	47.4		49.9	47.0
21/09/2024	20:44	50.9		54.5	47.4
21/09/2024	20:49	48.2		48.7	47.4
21/09/2024	20:54	46.8		48.2	46.4
21/09/2024	20:59	48.7		49.0	46.5
21/09/2024	21:04	47.7	47.9	49.2	45.8
21/09/2024	21:09	46.7		46.8	45.0
21/09/2024	21:14	46.8		49.3	45.0
21/09/2024	21:19	46.6		66.4	45.3
21/09/2024	21:24	49.1		51.3	46.1
21/09/2024	21:29	49.7		51.9	46.4
21/09/2024	21:34	46.5	55.1	48.5	45.4
21/09/2024	21:39	45.6		46.2	45.5
21/09/2024	21:44	62.3		68.8	45.8
21/09/2024	21:49	50.4		66.3	43.7
21/09/2024	21:54	44.5		46.5	43.0
21/09/2024	21:59	46.1		47.4	45.6
21/09/2024	22:04	45.1	55.4	46.8	45.0
21/09/2024	22:09	48.8		51.3	45.6
21/09/2024	22:14	54.9		60.3	44.2
21/09/2024	22:19	62.0		63.3	61.4
21/09/2024	22:24	46.0		50.2	45.2
21/09/2024	22:29	46.9		49.1	44.3
21/09/2024	22:34	46.2	55.0	47.1	44.5
21/09/2024	22:39	46.1		48.5	43.4
21/09/2024	22:44	44.3		45.1	43.5
21/09/2024	22:49	50.9		55.7	44.5
21/09/2024	22:54	59.5		61.4	56.1
21/09/2024	22:59	58.8		60.7	57.1
		Mean	51.5		
		Maximum	55.4		
		Minimum	47.9		

Station: CM22

Date	Start Time	Leq (5mins)	Leq (30mins)	L10 (5mins)	L90 (5mins)
22/09/2024	19:04	56.7	57.0	58.0	55.3
22/09/2024	19:09	57.8		60.2	55.9
22/09/2024	19:14	57.6		58.3	55.3
22/09/2024	19:19	56.4		58.1	54.8
22/09/2024	19:24	57.0		58.9	54.7
22/09/2024	19:29	56.6		59.3	54.6
22/09/2024	19:34	56.2	56.0	58.9	53.7
22/09/2024	19:39	56.3		57.1	54.3
22/09/2024	19:44	56.2		57.5	54.2
22/09/2024	19:49	54.9		56.8	53.7
22/09/2024	19:54	55.7		57.5	54.3
22/09/2024	19:59	56.7		58.0	53.5
22/09/2024	20:04	55.0	55.7	56.5	53.6
22/09/2024	20:09	56.3		57.6	54.4
22/09/2024	20:14	56.3		58.4	54.6
22/09/2024	20:19	54.6		57.0	53.1
22/09/2024	20:24	56.3		57.9	54.3
22/09/2024	20:29	55.4		57.0	54.6
22/09/2024	20:34	56.3	55.4	58.5	52.3
22/09/2024	20:39	57.0		58.8	54.0
22/09/2024	20:44	55.3		56.9	53.0
22/09/2024	20:49	54.6		56.7	52.8
22/09/2024	20:54	54.1		56.5	52.7
22/09/2024	20:59	54.6		56.2	52.0
22/09/2024	21:04	55.0	55.5	55.8	53.4
22/09/2024	21:09	55.4		56.7	53.7
22/09/2024	21:14	54.9		55.5	53.3
22/09/2024	21:19	55.1		57.0	53.3
22/09/2024	21:24	55.9		57.2	54.9
22/09/2024	21:29	56.4		57.1	55.2
22/09/2024	21:34	56.2	55.8	58.5	53.9
22/09/2024	21:39	56.1		56.2	53.7
22/09/2024	21:44	56.4		57.3	55.1
22/09/2024	21:49	55.0		57.2	53.5
22/09/2024	21:54	55.4		56.0	53.8
22/09/2024	21:59	55.3		57.8	53.5
22/09/2024	22:04	55.0	54.8	55.4	52.6
22/09/2024	22:09	54.0		55.1	53.1
22/09/2024	22:14	54.3		54.8	52.6
22/09/2024	22:19	55.2		56.2	53.1
22/09/2024	22:24	55.8		57.5	54.4
22/09/2024	22:29	54.5		56.8	53.6
22/09/2024	22:34	56.2	55.8	57.5	53.7
22/09/2024	22:39	56.7		59.9	54.1
22/09/2024	22:44	56.1		57.9	54.6
22/09/2024	22:49	54.5		55.6	52.8
22/09/2024	22:54	55.2		55.8	53.6
22/09/2024	22:59	55.6		56.6	53.4
		Mean	55.8		
		Maximum	57.0		
		Minimum	54.8		

Date	Start Time	Leq (5mins)	Leq (30mins)	L10 (5mins)	L90 (5mins)
23/09/2024	19:04	60.5	61.1	62.5	59.6
23/09/2024	19:09	62.4		63.7	59.6
23/09/2024	19:14	60.0		63.1	58.6
23/09/2024	19:19	61.8		63.6	59.2
23/09/2024	19:24	61.0		62.6	58.4
23/09/2024	19:29	60.7		61.9	59.1
23/09/2024	19:34	60.7	61.1	63.5	58.8
23/09/2024	19:39	60.3		61.7	58.4
23/09/2024	19:44	61.6		63.9	59.0
23/09/2024	19:49	61.9		64.4	59.2
23/09/2024	19:54	61.3		63.9	59.8
23/09/2024	19:59	60.3		62.3	58.9
23/09/2024	20:04	59.5	60.9	61.4	59.0
23/09/2024	20:09	61.7		63.4	59.0
23/09/2024	20:14	61.4		62.2	58.7
23/09/2024	20:19	60.8		62.2	59.6
23/09/2024	20:24	61.2		63.3	59.8
23/09/2024	20:29	60.7		62.6	58.8
23/09/2024	20:34	61.8	60.9	63.6	58.8
23/09/2024	20:39	62.1		63.7	59.2
23/09/2024	20:44	61.1		62.0	59.0
23/09/2024	20:49	60.9		62.7	59.0
23/09/2024	20:54	59.2		61.4	58.5
23/09/2024	20:59	59.9		61.1	58.9
23/09/2024	21:04	59.9	60.3	60.7	58.7
23/09/2024	21:09	60.1		61.4	58.8
23/09/2024	21:14	59.8		61.6	59.1
23/09/2024	21:19	61.3		62.1	59.5
23/09/2024	21:24	60.8		61.6	59.3
23/09/2024	21:29	59.8		62.0	58.4
23/09/2024	21:34	60.2	59.7	61.6	58.3
23/09/2024	21:39	59.2		60.9	58.5
23/09/2024	21:44	58.6		60.5	58.3
23/09/2024	21:49	60.4		61.1	58.3
23/09/2024	21:54	60.1		61.8	58.8
23/09/2024	21:59	59.1		60.5	58.5
23/09/2024	22:04	59.7	60.2	60.3	58.2
23/09/2024	22:09	59.8		60.8	58.0
23/09/2024	22:14	59.8		60.8	58.6
23/09/2024	22:19	60.1		60.7	58.6
23/09/2024	22:24	60.6		63.6	59.4
23/09/2024	22:29	61.0		62.0	58.5
23/09/2024	22:34	60.1	60.3	61.1	58.9
23/09/2024	22:39	60.5		61.5	59.3
23/09/2024	22:44	61.0		63.7	59.2
23/09/2024	22:49	60.0		60.3	58.2
23/09/2024	22:54	59.8		60.8	58.2
23/09/2024	22:59	60.3		60.9	59.1
		Mean	60.6		
		Maximum	61.1		
		Minimum	59.7		

Date	Start Time	Leq (5mins)	Leq (30mins)	L10 (5mins)	L90 (5mins)
24/09/2024	19:04	68.7	67.9	69.8	67.9
24/09/2024	19:09	66.9		68.3	65.9
24/09/2024	19:14	67.9		69.1	65.5
24/09/2024	19:19	67.7		68.8	66.0
24/09/2024	19:24	68.1		69.1	65.5
24/09/2024	19:29	67.9		69.0	65.1
24/09/2024	19:34	67.2	67.5	68.7	65.4
24/09/2024	19:39	65.6		68.1	63.9
24/09/2024	19:44	68.0		68.8	65.6
24/09/2024	19:49	68.1		69.3	65.8
24/09/2024	19:54	67.5		68.9	66.4
24/09/2024	19:59	68.1		69.3	66.2
24/09/2024	20:04	67.4	68.3	69.1	66.8
24/09/2024	20:09	68.9		69.8	66.6
24/09/2024	20:14	68.0		69.1	67.0
24/09/2024	20:19	68.8		71.0	67.2
24/09/2024	20:24	68.9		69.5	67.8
24/09/2024	20:29	67.4		68.2	65.0
24/09/2024	20:34	67.2	67.8	67.8	65.1
24/09/2024	20:39	68.1		69.9	66.8
24/09/2024	20:44	67.2		68.0	65.9
24/09/2024	20:49	67.9		68.0	65.3
24/09/2024	20:54	67.9		69.5	66.4
24/09/2024	20:59	68.5		69.2	66.8
24/09/2024	21:04	66.6	66.9	68.8	65.0
24/09/2024	21:09	66.6		68.2	63.6
24/09/2024	21:14	65.5		66.4	63.9
24/09/2024	21:19	67.4		69.4	64.8
24/09/2024	21:24	66.9		69.8	64.7
24/09/2024	21:29	67.8		69.1	66.1
24/09/2024	21:34	69.3	68.2	69.9	66.8
24/09/2024	21:39	68.4		70.2	67.3
24/09/2024	21:44	68.9		69.8	66.9
24/09/2024	21:49	67.9		69.9	64.5
24/09/2024	21:54	66.9		69.1	65.0
24/09/2024	21:59	67.1		68.8	64.7
24/09/2024	22:04	66.1	66.5	68.9	64.9
24/09/2024	22:09	66.2		68.2	64.2
24/09/2024	22:14	66.9		67.7	65.0
24/09/2024	22:19	67.3		67.9	64.2
24/09/2024	22:24	66.8		69.2	64.7
24/09/2024	22:29	65.6		68.0	63.4
24/09/2024	22:34	65.5	65.5	66.6	63.1
24/09/2024	22:39	63.9		65.0	62.3
24/09/2024	22:44	64.0		64.4	63.2
24/09/2024	22:49	65.7		66.6	63.3
24/09/2024	22:54	66.1		67.0	64.8
24/09/2024	22:59	66.9		67.6	66.1
		Mean	67.3		
		Maximum	68.3		
		Minimum	65.5		

Station: CM22

Date	Start Time	Leq (5mins)	Leq (30mins)	L10 (5mins)	L90 (5mins)
25/09/2024	19:04	60.7	62.7	62.6	54.9
25/09/2024	19:09	60.1		64.5	54.6
25/09/2024	19:14	64.4		67.7	55.6
25/09/2024	19:19	64.7		66.1	54.1
25/09/2024	19:24	62.9		65.5	54.0
25/09/2024	19:29	61.6		64.6	55.2
25/09/2024	19:34	61.7	62.1	64.9	56.3
25/09/2024	19:39	65.7		70.4	55.3
25/09/2024	19:44	60.2		62.0	53.2
25/09/2024	19:49	60.1		63.8	54.7
25/09/2024	19:54	61.0		62.9	55.1
25/09/2024	19:59	60.6		65.0	54.6
25/09/2024	20:04	60.3	59.9	62.3	55.5
25/09/2024	20:09	59.3		62.7	53.9
25/09/2024	20:14	59.0		60.0	54.5
25/09/2024	20:19	59.9		63.6	55.2
25/09/2024	20:24	58.4		61.7	53.9
25/09/2024	20:29	61.7		65.5	53.7
25/09/2024	20:34	62.5	61.7	65.2	54.8
25/09/2024	20:39	63.2		67.1	54.3
25/09/2024	20:44	63.6		64.9	53.6
25/09/2024	20:49	60.4		63.1	54.5
25/09/2024	20:54	57.3		60.2	53.1
25/09/2024	20:59	60.6		63.5	55.1
25/09/2024	21:04	61.3	60.1	63.6	55.2
25/09/2024	21:09	59.2		64.3	53.7
25/09/2024	21:14	59.0		61.9	52.9
25/09/2024	21:19	59.5		61.3	54.0
25/09/2024	21:24	58.4		59.4	53.6
25/09/2024	21:29	62.0		62.3	52.8
25/09/2024	21:34	60.3	61.4	63.8	54.3
25/09/2024	21:39	57.6		60.6	52.8
25/09/2024	21:44	64.4		64.8	53.6
25/09/2024	21:49	63.0		66.5	54.1
25/09/2024	21:54	58.2		59.1	54.6
25/09/2024	21:59	61.1		63.8	54.5
25/09/2024	22:04	57.9	59.2	62.4	53.6
25/09/2024	22:09	60.7		61.9	53.8
25/09/2024	22:14	57.9		60.0	53.2
25/09/2024	22:19	59.0		60.4	53.4
25/09/2024	22:24	59.1		61.8	54.9
25/09/2024	22:29	60.0		61.8	55.5
25/09/2024	22:34	60.6	59.9	63.6	55.7
25/09/2024	22:39	60.4		63.0	55.7
25/09/2024	22:44	58.9		62.2	55.3
25/09/2024	22:49	59.8		61.1	54.6
25/09/2024	22:54	60.6		63.9	54.9
25/09/2024	22:59	58.6		60.0	53.2
		Mean	60.9		
		Maximum	62.7		
		Minimum	59.2		

Date	Start Time	Leq (5mins)	Leq (30mins)	L10 (5mins)	L90 (5mins)
26/09/2024	19:04	60.7	59.4	63.2	55.9
26/09/2024	19:09	61.9		66.7	56.0
26/09/2024	19:14	59.7		63.6	56.2
26/09/2024	19:19	58.2		61.0	55.0
26/09/2024	19:24	57.1		60.4	54.1
26/09/2024	19:29	55.7		58.7	53.6
26/09/2024	19:34	56.9	57.3	59.4	54.7
26/09/2024	19:39	55.1		57.5	53.8
26/09/2024	19:44	58.2		59.3	56.0
26/09/2024	19:49	57.6		59.3	56.4
26/09/2024	19:54	57.1		60.5	55.7
26/09/2024	19:59	58.1		58.6	55.0
26/09/2024	20:04	69.4	62.6	71.1	55.1
26/09/2024	20:09	58.3		60.4	56.4
26/09/2024	20:14	56.6		59.0	53.4
26/09/2024	20:19	55.5		56.5	54.4
26/09/2024	20:24	54.0		55.9	53.0
26/09/2024	20:29	55.5		57.4	54.7
26/09/2024	20:34	54.5	54.1	57.8	52.2
26/09/2024	20:39	54.3		55.9	51.0
26/09/2024	20:44	53.7		54.2	53.2
26/09/2024	20:49	53.8		53.9	50.4
26/09/2024	20:54	54.3		55.7	51.8
26/09/2024	20:59	54.0		60.9	50.6
26/09/2024	21:04	56.0	56.4	61.3	50.2
26/09/2024	21:09	58.9		61.3	50.6
26/09/2024	21:14	52.4		54.3	49.4
26/09/2024	21:19	53.5		54.7	50.4
26/09/2024	21:24	55.0		59.2	49.8
26/09/2024	21:29	58.5		61.0	49.2
26/09/2024	21:34	51.8	52.2	52.8	49.6
26/09/2024	21:39	52.5		54.9	49.9
26/09/2024	21:44	52.1		53.2	49.6
26/09/2024	21:49	51.0		53.3	49.1
26/09/2024	21:54	52.4		53.8	49.8
26/09/2024	21:59	52.9		55.9	50.7
26/09/2024	22:04	52.4	52.8	54.3	49.6
26/09/2024	22:09	51.0		53.8	49.6
26/09/2024	22:14	51.5		54.0	48.8
26/09/2024	22:19	52.3		55.8	49.4
26/09/2024	22:24	55.4		58.7	50.5
26/09/2024	22:29	52.6		54.6	50.7
26/09/2024	22:34	53.7	53.6	55.5	50.2
26/09/2024	22:39	54.0		54.6	50.7
26/09/2024	22:44	54.6		56.3	49.8
26/09/2024	22:49	55.5		58.0	50.7
26/09/2024	22:54	50.6		53.1	48.9
26/09/2024	22:59	51.1		53.4	49.6
		Mean	56.0		
		Maximum	62.6		
		Minimum	52.2		

Summary of Noise Monitoring Results during 19:00 - 23:00 at CM22	
	Leq (30mins)
Mean	58.4
Maximum	68.3
Minimum	47.9

Station: CM22

Date	Start Time	Leq (5mins)	Leq (30mins)	L10 (5mins)	L90 (5mins)
13/09/2024	23:04	52.3	53.2	54.4	50.0
13/09/2024	23:09	52.9		54.7	50.4
13/09/2024	23:14	52.8		54.1	50.2
13/09/2024	23:19	51.0		54.2	48.7
13/09/2024	23:24	51.6		53.4	49.4
13/09/2024	23:29	53.5		55.2	49.9
13/09/2024	23:34	55.6	54.3	58.2	50.4
13/09/2024	23:39	52.3		54.6	50.2
13/09/2024	23:44	52.6		55.5	50.2
13/09/2024	23:49	53.8		54.6	50.6
13/09/2024	23:54	55.0		56.4	50.4
13/09/2024	23:59	55.5		57.9	50.8
		Mean	53.7		
		Maximum	54.3		
		Minimum	53.2		

Date	Start Time	Leq (5mins)	Leq (30mins)	L10 (5mins)	L90 (5mins)
14/09/2024	0:04	51.4	51.9	53.8	48.7
14/09/2024	0:09	50.9		53.7	49.7
14/09/2024	0:14	53.7		55.6	49.7
14/09/2024	0:19	51.9		53.8	49.6
14/09/2024	0:24	51.4		53.4	48.2
14/09/2024	0:29	51.6		52.6	48.2
14/09/2024	0:34	51.3	52.1	52.9	48.9
14/09/2024	0:39	52.4		52.9	49.1
14/09/2024	0:44	53.7		55.7	50.8
14/09/2024	0:49	51.2		52.9	47.6
14/09/2024	0:54	52.1		54.0	48.1
14/09/2024	0:59	51.5		53.2	49.3
14/09/2024	1:04	51.7	51.4	53.6	47.6
14/09/2024	1:09	50.6		53.0	48.2
14/09/2024	1:14	51.6		53.1	49.4
14/09/2024	1:19	51.4		53.6	47.8
14/09/2024	1:24	51.5		52.8	47.3
14/09/2024	1:29	51.6		52.4	49.6
14/09/2024	1:34	49.7	51.0	52.5	47.9
14/09/2024	1:39	51.5		53.0	48.6
14/09/2024	1:44	51.2		53.4	48.5
14/09/2024	1:49	51.3		53.6	47.2
14/09/2024	1:54	50.8		53.4	48.5
14/09/2024	1:59	51.3		53.4	48.0
14/09/2024	2:04	51.8	51.5	53.1	49.0
14/09/2024	2:09	51.6		53.5	48.7
14/09/2024	2:14	50.5		52.5	46.4
14/09/2024	2:19	51.8		53.6	48.5
14/09/2024	2:24	51.1		52.3	47.8
14/09/2024	2:29	52.1		53.1	47.5
14/09/2024	2:34	49.1	50.9	51.9	47.0
14/09/2024	2:39	50.7		53.2	47.5
14/09/2024	2:44	52.2		52.9	50.1
14/09/2024	2:49	51.5		52.5	46.4
14/09/2024	2:54	50.4		52.8	48.7
14/09/2024	2:59	50.8		54.1	46.3
14/09/2024	3:04	51.7	51.3	53.4	48.4
14/09/2024	3:09	51.8		52.2	48.2
14/09/2024	3:14	50.3		53.3	47.5
14/09/2024	3:19	51.4		52.4	48.4
14/09/2024	3:24	51.2		52.5	49.0
14/09/2024	3:29	51.3		53.5	48.0
14/09/2024	3:34	49.9	51.1	52.5	46.8
14/09/2024	3:39	51.0		52.8	49.1
14/09/2024	3:44	51.9		52.9	48.7
14/09/2024	3:49	52.1		52.9	48.0
14/09/2024	3:54	51.2		52.9	49.2
14/09/2024	3:59	50.3		53.7	47.1
14/09/2024	4:04	51.5	51.6	52.4	49.3
14/09/2024	4:09	52.2		53.5	48.4
14/09/2024	4:14	50.0		52.8	47.2
14/09/2024	4:19	51.0		52.8	48.2
14/09/2024	4:24	51.9		53.3	49.1
14/09/2024	4:29	52.7		53.9	50.0
14/09/2024	4:34	51.2	51.6	53.3	49.3
14/09/2024	4:39	51.8		53.4	49.3
14/09/2024	4:44	52.1		53.5	49.4
14/09/2024	4:49	52.1		53.3	49.3
14/09/2024	4:54	50.3		52.7	49.6
14/09/2024	4:59	51.7		53.3	49.3
14/09/2024	5:04	51.6	51.4	53.0	49.0
14/09/2024	5:09	51.4		53.9	48.5
14/09/2024	5:14	50.4		52.7	48.8
14/09/2024	5:19	51.9		53.4	48.2
14/09/2024	5:24	51.9		53.6	48.7
14/09/2024	5:29	51.2		53.9	48.2
14/09/2024	5:34	50.1	51.2	53.5	47.8
14/09/2024	5:39	51.7		53.3	49.7
14/09/2024	5:44	51.4		53.6	47.7
14/09/2024	5:49	51.1		53.7	47.5
14/09/2024	5:54	50.3		53.4	49.0
14/09/2024	5:59	52.0		54.0	48.5
14/09/2024	6:04	52.3	51.2	55.5	49.0
14/09/2024	6:09	51.4		53.5	48.5
14/09/2024	6:14	49.9		52.5	47.8
14/09/2024	6:19	51.4		53.0	49.5
14/09/2024	6:24	51.6		53.4	49.0
14/09/2024	6:29	50.2		52.5	48.5
14/09/2024	6:34	51.9	52.0	53.7	50.9
14/09/2024	6:39	52.8		53.9	50.1
14/09/2024	6:44	52.6		53.7	50.2
14/09/2024	6:49	50.8		52.6	49.9
14/09/2024	6:54	52.2		53.5	49.3
14/09/2024	6:59	51.7		53.3	48.6

Date	Start Time	Leq (5mins)	Leq (30mins)	L10 (5mins)	L90 (5mins)
15/09/2024	0:04	63.0	59.9	66.2	56.7
15/09/2024	0:09	61.2		64.2	58.3
15/09/2024	0:14	57.8		60.4	56.7
15/09/2024	0:19	59.0		60.3	55.9
15/09/2024	0:24	57.7		58.5	56.6
15/09/2024	0:29	57.0		57.4	55.5
15/09/2024	0:34	57.5	57.1	58.6	56.3
15/09/2024	0:39	56.8		57.6	55.8
15/09/2024	0:44	57.2		58.0	55.1
15/09/2024	0:49	56.8		58.6	55.4
15/09/2024	0:54	57.6		59.6	56.2
15/09/2024	0:59	56.7		57.9	55.0
15/09/2024	1:04	57.9	57.8	58.7	55.7
15/09/2024	1:09	58.3		58.9	56.6
15/09/2024	1:14	57.4		58.5	55.3
15/09/2024	1:19	56.6		58.7	55.8
15/09/2024	1:24	58.9		61.3	55.8
15/09/2024	1:29	57.6		58.9	56.2
15/09/2024	1:34	57.3	58.2	59.0	55.1
15/09/2024	1:39	58.6		59.5	55.3
15/09/2024	1:44	59.9		61.4	55.8
15/09/2024	1:49	59.0		60.8	55.7
15/09/2024	1:54	57.0		59.4	56.3
15/09/2024	1:59	56.1		57.8	55.9
15/09/2024	2:04	56.9	57.3	57.5	54.8
15/09/2024	2:09	56.8		58.4	56.6
15/09/2024	2:14	57.4		58.2	55.7
15/09/2024	2:19	56.9		58.8	55.9
15/09/2024	2:24	57.9		58.8	55.7
15/09/2024	2:29	57.7		59.1	56.1
15/09/2024	2:34	57.8	57.2	60.7	56.3
15/09/2024	2:39	56.8		57.9	55.3
15/09/2024	2:44	56.9		58.2	56.0
15/09/2024	2:49	56.8		57.6	56.3
15/09/2024	2:54	57.6		58.4	56.0
15/09/2024	2:59	56.9		58.6	56.3
15/09/2024	3:04	57.3	57.3	57.7	55.4
15/09/2024	3:09	57.0		58.8	56.3
15/09/2024	3:14	57.3		58.0	56.4
15/09/2024	3:19	56.8		58.3	56.5
15/09/2024	3:24	57.7		59.6	56.6
15/09/2024	3:29	57.6		57.8	56.2
15/09/2024	3:34	56.7	57.0	57.8	56.2
15/09/2024	3:39	56.7		58.5	55.5
15/09/2024	3:44	57.4		57.7	56.3
15/09/2024	3:49	57.0		58.0	55.6
15/09/2024	3:54	56.9		58.2	55.5
15/09/2024	3:59	57.0		57.9	56.3
15/09/2024	4:04	56.7	57.3	58.6	55.8
15/09/2024	4:09	57.6		58.5	55.6
15/09/2024	4:14	56.9		58.4	56.1
15/09/2024	4:19	57.8		60.8	55.7
15/09/2024	4:24	57.8		61.6	56.4
15/09/2024	4:29	57.0		58.8	56.4
15/09/2024	4:34	57.4	57.2	58.2	55.5
15/09/2024	4:39	56.7		57.6	55.6
15/09/2024	4:44	56.8		58.6	56.4
15/09/2024	4:49	56.7		57.5	55.3
15/09/2024	4:54	57.6		57.8	55.8
15/09/2024	4:59	57.7		57.9	55.4
15/09/2024	5:04	56.4	56.8	57.6	53.6
15/09/2024	5:09	56.8		57.0	56.1
15/09/2024	5:14	56.6		57.5	55.8
15/09/2024	5:19	56.9		59.7	55.1
15/09/2024	5:24	57.1		57.8	55.5
15/09/2024	5:29	56.9		57.9	56.4
15/09/2024	5:34	56.1	57.1	57.4	55.8
15/09/2024	5:39	57.2		59.9	55.4
15/09/2024	5:44	57.4		59.0	55.6
15/09/2024	5:49	57.3		57.8	55.8
15/09/2024	5:54	57.2		57.3	56.6
15/09/2024	5:59	57.5		57.6	56.1
15/09/2024	6:04	56.7	57.5	57.4	55.6
15/09/2024	6:09	57.3		57.9	56.6
15/09/2024	6:14	58.2		60.0	56.0
15/09/2024	6:19	57.3		58.7	56.8
15/09/2024	6:24	58.2		58.7	56.5
15/09/2024	6:29	57.2		58.6	55.9
15/09/2024	6:34	58.1	57.9	59.6	57.3
15/09/2024	6:39	58.4		59.4	56.4
15/09/2024	6:44	57.8		58.9	56.2
15/09/2024	6:49	58.0		58.8	55.3
15/09/2024	6:54	57.0		58.7	56.1
15/09/2024	6:59	58.1		59.1	55.9

14/09/2024	23:04	60.1	58.6	61.5	57.9
14/09/2024	23:09	57.7		59.3	55.8
14/09/2024	23:14	57.9		58.9	55.9
14/09/2024	23:19	57.5		59.1	57.0
14/09/2024	23:24	58.8		59.8	57.1
14/09/2024	23:29	58.8		59.5	56.2
14/09/2024	23:34	58.4	58.7	59.0	56.8
14/09/2024	23:39	58.8		61.0	57.5
14/09/2024	23:44	60.4		62.8	56.5
14/09/2024	23:49	57.9		60.4	56.6
14/09/2024	23:54	58.1		60.4	55.7
14/09/2024	23:59	58.0		58.8	56.6
		Mean	52.4		
		Maximum	58.7		
		Minimum	50.9		

15/09/2024	23:04	50.7	56.8	53.7	45.0
15/09/2024	23:09	53.3		55.9	51.7
15/09/2024	23:14	53.5		53.7	52.4
15/09/2024	23:19	53.6		54.2	53.3
15/09/2024	23:24	60.2		62.3	52.5
15/09/2024	23:29	60.1		62.1	45.9
15/09/2024	23:34	46.0	49.2	46.6	44.1
15/09/2024	23:39	46.1		47.4	44.3
15/09/2024	23:44	45.3		47.2	44.1
15/09/2024	23:49	49.1		51.2	46.5
15/09/2024	23:54	54.4		56.9	46.3
15/09/2024	23:59	44.5		46.2	43.7
		Mean	57.0		
		Maximum	59.9		
		Minimum	49.2		

Station: CM22

Date	Start Time	Leq (5mins)	Leq (30mins)	L10 (5mins)	L90 (5mins)
16/09/2024	0:04	62.0		63.0	60.5
16/09/2024	0:09	57.4		61.7	52.3
16/09/2024	0:14	53.1	56.5	53.8	52.9
16/09/2024	0:19	53.1		53.4	52.5
16/09/2024	0:24	50.9		53.5	44.6
16/09/2024	0:29	45.6		45.8	43.7
16/09/2024	0:34	44.1		45.4	42.3
16/09/2024	0:39	43.8		44.9	41.6
16/09/2024	0:44	56.4	55.2	61.4	41.0
16/09/2024	0:49	61.6		62.0	49.3
16/09/2024	0:54	47.4		49.9	41.3
16/09/2024	0:59	43.3		44.3	42.0
16/09/2024	1:04	43.9		44.2	42.7
16/09/2024	1:09	42.7		43.7	42.1
16/09/2024	1:14	50.9	51.4	53.8	44.8
16/09/2024	1:19	53.5		53.7	51.9
16/09/2024	1:24	53.2		53.9	52.8
16/09/2024	1:29	53.5		54.2	52.2
16/09/2024	1:34	50.5		52.3	43.4
16/09/2024	1:39	61.4		62.3	60.0
16/09/2024	1:44	56.0	55.2	61.5	42.3
16/09/2024	1:49	43.6		46.0	43.5
16/09/2024	1:54	44.9		45.7	43.6
16/09/2024	1:59	44.4		46.2	44.0
16/09/2024	2:04	44.6		45.4	44.0
16/09/2024	2:09	44.9		45.0	42.8
16/09/2024	2:14	45.1	53.7	46.4	43.1
16/09/2024	2:19	45.5		48.8	43.7
16/09/2024	2:24	52.2		53.6	43.7
16/09/2024	2:29	60.5		62.7	52.3
16/09/2024	2:34	59.3		62.5	53.3
16/09/2024	2:39	53.5		53.8	53.0
16/09/2024	2:44	48.6	53.1	53.4	43.1
16/09/2024	2:49	43.2		44.1	42.0
16/09/2024	2:54	44.1		45.7	41.9
16/09/2024	2:59	43.6		45.2	42.9
16/09/2024	3:04	47.6		49.6	46.0
16/09/2024	3:09	44.6		46.7	43.7
16/09/2024	3:14	43.8	48.7	45.1	43.0
16/09/2024	3:19	45.4		46.6	44.9
16/09/2024	3:24	46.5		47.5	46.1
16/09/2024	3:29	54.1		61.3	45.8
16/09/2024	3:34	61.4		61.7	61.0
16/09/2024	3:39	50.5		51.0	43.0
16/09/2024	3:44	51.2	55.7	54.3	45.3
16/09/2024	3:49	52.9		53.6	52.3
16/09/2024	3:54	53.2		55.1	52.3
16/09/2024	3:59	52.8		53.3	52.6
16/09/2024	4:04	48.7		52.6	42.2
16/09/2024	4:09	44.4		46.9	43.4
16/09/2024	4:14	47.0	46.8	48.5	45.0
16/09/2024	4:19	47.6		49.7	46.6
16/09/2024	4:24	46.0		46.7	44.3
16/09/2024	4:29	46.0		46.4	44.0
16/09/2024	4:34	45.0		46.2	43.5
16/09/2024	4:39	47.2		51.4	43.9
16/09/2024	4:44	44.9	55.0	47.0	44.0
16/09/2024	4:49	45.5		46.1	44.6
16/09/2024	4:54	56.6		60.8	45.3
16/09/2024	4:59	61.1		62.2	50.3
16/09/2024	5:04	52.8		54.4	46.4
16/09/2024	5:09	53.5		55.4	53.2
16/09/2024	5:14	53.9	53.8	55.8	53.7
16/09/2024	5:19	57.1		59.7	53.1
16/09/2024	5:24	52.1		53.6	46.6
16/09/2024	5:29	50.4		51.1	47.7
16/09/2024	5:34	48.7		49.4	48.1
16/09/2024	5:39	46.9		48.6	46.5
16/09/2024	5:44	47.6	47.9	48.3	46.8
16/09/2024	5:49	48.0		49.0	45.8
16/09/2024	5:54	47.7		48.7	46.6
16/09/2024	5:59	48.2		49.1	46.5
16/09/2024	6:04	48.4		50.6	47.3
16/09/2024	6:09	48.8		49.3	46.8
16/09/2024	6:14	51.7	50.3	52.0	49.0
16/09/2024	6:19	52.4		56.3	46.8
16/09/2024	6:24	49.4		52.4	47.4
16/09/2024	6:29	49.8		51.9	49.0
16/09/2024	6:34	54.5		54.7	51.7
16/09/2024	6:39	53.7		55.0	53.5
16/09/2024	6:44	54.6	53.9	57.0	53.2
16/09/2024	6:49	54.8		55.1	52.7
16/09/2024	6:54	53.8		55.5	48.1
16/09/2024	6:59	50.4		52.9	46.7
16/09/2024	23:04	56.3		56.6	53.4
16/09/2024	23:09	53.2		55.1	52.5
16/09/2024	23:14	54.2	54.2	55.1	52.5
16/09/2024	23:19	53.7		54.9	51.8
16/09/2024	23:24	52.6		55.0	51.1
16/09/2024	23:29	53.9		54.6	53.6
16/09/2024	23:34	52.6		54.7	50.6
16/09/2024	23:39	55.0		56.5	50.7
16/09/2024	23:44	55.5	54.1	56.3	51.8
16/09/2024	23:49	53.4		54.4	52.0
16/09/2024	23:54	54.2		56.1	50.7
16/09/2024	23:59	52.9		54.2	51.8
		Mean	52.8		
		Maximum	56.5		
		Minimum	46.8		

Date	Start Time	Leq (5mins)	Leq (30mins)	L10 (5mins)	L90 (5mins)
17/09/2024	0:04	54.4		55.3	52.2
17/09/2024	0:09	54.3		56.3	50.9
17/09/2024	0:14	51.7	54.0	54.7	50.1
17/09/2024	0:19	56.5		57.0	52.0
17/09/2024	0:24	53.1		55.4	51.2
17/09/2024	0:29	52.2		53.7	49.5
17/09/2024	0:34	53.6		54.8	51.6
17/09/2024	0:39	53.2		54.5	52.2
17/09/2024	0:44	55.4	54.2	57.0	51.9
17/09/2024	0:49	54.8		58.7	51.4
17/09/2024	0:54	54.0		55.9	50.0
17/09/2024	0:59	53.9		56.4	51.6
17/09/2024	1:04	53.5		53.7	52.1
17/09/2024	1:09	53.5		54.0	49.8
17/09/2024	1:14	52.8	53.1	53.4	50.0
17/09/2024	1:19	53.6		55.1	53.4
17/09/2024	1:24	52.6		53.4	51.1
17/09/2024	1:29	52.7		54.8	50.0
17/09/2024	1:34	53.8		55.7	50.4
17/09/2024	1:39	51.8		54.3	50.7
17/09/2024	1:44	52.2	52.5	53.8	49.8
17/09/2024	1:49	52.3		54.3	50.9
17/09/2024	1:54	53.0		54.3	51.4
17/09/2024	1:59	51.4		53.8	49.6
17/09/2024	2:04	53.8		55.9	51.6
17/09/2024	2:09	54.2		55.4	52.7
17/09/2024	2:14	52.1	53.6	54.4	49.6
17/09/2024	2:19	53.9		54.7	50.9
17/09/2024	2:24	53.1		54.9	52.0
17/09/2024	2:29	54.3		55.6	51.2
17/09/2024	2:34	51.9		53.2	51.8
17/09/2024	2:39	54.2		55.5	50.3
17/09/2024	2:44	54.9	54.5	56.9	51.2
17/09/2024	2:49	55.3		58.0	52.8
17/09/2024	2:54	54.2		57.9	49.9
17/09/2024	2:59	55.6		59.4	51.4
17/09/2024	3:04	56.0		59.3	51.4
17/09/2024	3:09	55.2		58.9	49.7
17/09/2024	3:14	56.5	56.3	59.3	51.6
17/09/2024	3:19	56.5		60.0	51.1
17/09/2024	3:24	55.9		59.3	50.1
17/09/2024	3:29	57.4		59.5	51.7
17/09/2024	3:34	57.4		59.3	51.1
17/09/2024	3:39	56.2		59.5	51.2
17/09/2024	3:44	56.7	56.6	60.1	49.7
17/09/2024	3:49	57.4		59.2	51.3
17/09/2024	3:54	56.3		60.1	52.0
17/09/2024	3:59	55.6		59.1	49.7
17/09/2024	4:04	55.6		59.7	50.1
17/09/2024	4:09	56.1		59.3	48.8
17/09/2024	4:14	56.1	56.2	59.2	49.2
17/09/2024	4:19	56.3		59.7	49.4
17/09/2024	4:24	56.8		59.8	50.6
17/09/2024	4:29	56.2		60.2	49.6
17/09/2024	4:34	56.1		58.3	50.7
17/09/2024	4:39	56.4		58.7	50.0
17/09/2024	4:44	55.8	56.3	59.7	49.5
17/09/2024	4:49	56.1		59.0	51.2
17/09/2024	4:54	56.4		59.0	51.5
17/09/2024	4:59	56.9		59.6	51.6
17/09/2024	5:04	56.2		60.4	50.9
17/09/2024	5:09	56.7		59.7	50.5
17/09/2024	5:14	57.9	56.8	60.1	52.5
17/09/2024	5:19	56.8		60.2	50.9
17/09/2024	5:24	56.4		59.7	51.6
17/09/2024	5:29	56.4		59.4	51.5
17/09/2024	5:34	56.3		60.7	51.0
17/09/2024	5:39	57.8		60.4	51.6
17/09/2024	5:44	58.0	57.9	60.1	54.8
17/09/2024	5:49	56.3		59.9	52.2
17/09/2024	5:54	57.8		60.8	54.4
17/09/2024	5:59	59.9		61.6	55.0
17/09/2024	6:04	60.2		63.1	54.9
17/09/2024	6:09	58.8		62.0	52.1
17/09/2024	6:14	59.6	59.7	61.2	53.8
17/09/2024	6:19	59.2		62.4	54.4
17/09/2024	6:24	59.3		62.4	53.6
17/09/2024	6:29	60.6		63.5	53.1
17/09/2024	6:34	59.5		63.4	55.2
17/09/2024	6:39	60.2		63.9	55.7
17/09/2024	6:44	60.0	59.8	62.7	55.3
17/09/2024	6:49	59.0		61.3	56.6
17/09/2024	6:54	58.2		60.4	55.0
17/09/2024	6:59	61.2		66.1	56.0
17/09/2024	23:04	58.3		60.8	57.5
17/09/2024	23:09	57.6		59.7	57.2
17/09/2024	23:14	58.3	58.2	60.1	57.8
17/09/2024	23:19	58.5		60.5	57.3
17/09/2024	23:24	58.5		60.6	56.5
17/09/2024	23:29	57.7		59.1	57.3
17/09/2024	23:34	57.2		58.4	56.5
17/09/2024	23:39	58.0		58.5	57.6
17/09/2024	23:44	57.6	57.7	59.4	56.3
17/09/2024	23:49	57.8		58.3	57.6
17/09/2024	23:54	57.8		61.4	56.9
17/09/2024	23:59	57.6		59.0	57.3
		Mean	56.1		
		Maximum	59.8		
		Minimum	52.5		

Date	Start Time	Leq (5mins)	Leq (30mins)	L10 (5mins)	L90 (5mins)
18/09/2024	0:04	57.2		57.8	56.7
18/09/2024	0:09	57.3		58.0	57.2
18/09/2024	0:14	56.4	57.4	57.6	56.0
18/09/2024	0:19	57.6		60.3	56.9
18/09/2024	0:24	57.9		59.9	57.0
18/09/2024	0:29	57.9		58.5	56.4
18/09/2024	0:34	56.5		57.1	56.0
18/09/2024	0:39	57.6		60.1	56.2
18/09/2024	0:44	56.7	57.1	57.3	53.9
18/09/2024	0:49	57.6		58.4	56.7
18/09/2024	0:54	56.7		57.8	54.8
18/09/2024	0:59	57.3		58.9	56.6
18/09/2024	1:04	57.5		57.8	57.4
18/09/2024	1:09	59.4		61.2	57.7
18/09/2024	1:14	58.0	57.6	60.4	57.5
18/09/2024	1:19	56.8		57.7	56.4
18/09/2024	1:24	56.1		57.0	57.0
18/09/2024	1:29	57.0		57.5	57.6
18/09/2024	1:34	57.0		61.5	57.6
18/09/2024	1:39	56.0		56.8	57.1
18/09/2024	1:44	57.2	56.7	58.1	56.2
18/09/2024	1:49	56.4		57.1	53.4
18/09/2024	1:54	57.3		57.9	57.1
18/09/2024	1:59	56.4		57.5	56.0
18/09/2024	2:04	57.1		59.0	54.8
18/09/2024	2:09	57.1		57.9	56.2
18/09/2024	2:14	56.7	56.9	57.1	56.1
18/09/2024	2:19	56.8		57.5	56.4
18/09/2024	2:24	56.7		58.1	55.3
18/09/2024	2:29	57.1		57.3	54.2
18/09/2024	2:34	57.2		58.0	55.4
18/09/2024	2:39	57.2		57.9	56.3
18/09/2024	2:44	57.5	57.2	61.1	57.3
18/09/2024	2:49	57.7		59.6	56.1
18/09/2024	2:54	56.9		58.0	53.1
18/09/2024	2:59	56.7		57.6	55.0
18/09/2024	3:04	56.7		58.2	54.7
18/09/2024	3:09	57.7		61.0	55.7
18/09/2024	3:14	57.5	57.5	58.2	56.6
18/09/2024	3:19	57.7		58.1	56.2
18/09/2024	3:24	57.4		59.0	56.8
18/09/2024	3:29	57.7		59.5	56.2
18/09/2024	3:34	56.7		57.5	55.0
18/09/2024	3:39	56.9		58.2	56.2
18/09/2024	3:44	56.8	57.0	57.5	56.4
18/09/2024	3:49	57.0		57.9	56.4
18/09/2024	3:54	57.3		60.0	57.0
18/09/2024	3:59	57.4		59.2	57.2
18/09/2024	4:04	57.4		57.4	56.9
18/09/2024	4:09	57.2		57.4	57.1
18/09/2024	4:14	58.0	57.4	58.2	56.2
18/09/2024	4:19	57.6		61.4	57.4
18/09/2024	4:24	56.6		58.2	55.0
18/09/2024	4:29	57.4		61.0	56.2
18/09/2024	4:34	57.7		62.2	56.3
18/09/2024	4:39	57.6		58.2	56.4
18/09/2024	4:44	56.7	57.4	57.9	56.6
18/09/2024	4:49	57.0		58.1	53.2
18/09/2024	4:54	57.7		61.2	56.6
18/09/2024	4:59	57.7		58.0	57.0
18/09/2024	5:04	57.5		59.2	57.0
18/09/2024	5:09	57.8		59.0	56.2
18/09/2024	5:14	57.4	57.5	57.7	56.9
18/09/2024	5:19	56.9		57.1	56.5
18/09/2024	5:24	57.1		57.3	55.7
18/09/2024	5:29	58.0		60.0	57.3
18/09/2024	5:34	57.9		60.7	57.7
18/09/2024	5:39	57.3		58.1	56.4
18/09/2024	5:44	57.0	57.1	57.3	55.3
18/09/2024	5:49	57.3		57.7	56.6
18/09/2024	5:54	56.6		57.8	55.1
18/09/2024	5:59	56.6		58.0	54.9
18/09/2024	6:04	57.1		58.2	54.4
18/09/2024	6:09	58.1		59.9	56.7
18/09/2024	6:14	59.4	58.1	61.8	57.1
18/09/2024	6:19	58.3		61.8	57.2
18/09/2024	6:24	57.3		59.3	57.2
18/09/2024	6:29	57.9		59.8	57.3
18/09/2024	6:34	58.7		60.9	56.8
18/09/2024	6:39	58.6		60.8	56.7
18/09/2024	6:44	60.3	59.7	62.2	57.9
18/09/2024	6:49	60.2		62.7	57.9
18/09/2024	6:54	60.6		62.5	58.5
18/09/2024	6:59	59.2		61.7	57.3
18/09/2024	23:04	50.6		51.9	50.0
18/09/2024	23:09	50.5		52.5	49.6
18/09/2024	23:14	50.4	48.9	53.7	49.7
18/09/2024	23:19	49.7		50.0	47.8
18/09/2024	23:24	43.3		46.0	42.3
18/09/2024	23:29	42.4		43.5	40.8
18/09/2024	23:34	43.2		44.1	42.0
18/09/2024	23:39	50.7		55.3	42.7
18/09/2024	23:44	49.0	49.2	52.7	43.8
18/09/2024	23:49	44.9		47.6	41.4
18/09/2024	23:54	51.0		53.6	49.3
18/09/2024	23:59	51.1		53.4	49.5
		Mean	56.4		
		Maximum	59.7		
		Minimum	48.9		

Station: CM22

Date	Start Time	Leq (5mins)	Leq (30mins)	L10 (5mins)	L90 (5mins)
19/09/2024	0:04	53.8		54.0	52.7
19/09/2024	0:09	54.1		55.2	53.0
19/09/2024	0:14	52.1	51.2	56.7	47.2
19/09/2024	0:19	47.0		47.9	45.8
19/09/2024	0:24	46.3		47.4	43.9
19/09/2024	0:29	45.9		46.8	45.0
19/09/2024	0:34	46.7		47.6	45.7
19/09/2024	0:39	49.1		50.6	46.1
19/09/2024	0:44	54.5	52.3	57.2	53.9
19/09/2024	0:49	53.3		54.5	52.6
19/09/2024	0:54	53.4		55.0	53.0
19/09/2024	0:59	52.7		54.3	51.5
19/09/2024	1:04	46.2		48.1	45.1
19/09/2024	1:09	47.6		50.0	46.3
19/09/2024	1:14	46.7	48.0	47.9	46.2
19/09/2024	1:19	47.5		49.9	46.4
19/09/2024	1:24	47.9		50.1	46.4
19/09/2024	1:29	50.6		52.0	49.3
19/09/2024	1:34	49.4		50.0	48.1
19/09/2024	1:39	50.0		51.5	48.5
19/09/2024	1:44	54.2	53.2	54.4	53.7
19/09/2024	1:49	54.6		56.0	54.0
19/09/2024	1:54	54.4		54.5	53.3
19/09/2024	1:59	53.8		54.6	53.1
19/09/2024	2:04	50.0		50.8	48.9
19/09/2024	2:09	48.9		49.5	47.6
19/09/2024	2:14	48.8	49.4	49.4	48.3
19/09/2024	2:19	49.8		50.0	48.9
19/09/2024	2:24	49.1		50.6	47.9
19/09/2024	2:29	49.9		51.7	48.4
19/09/2024	2:34	54.2		54.4	53.5
19/09/2024	2:39	53.6		53.7	53.0
19/09/2024	2:44	53.7	52.7	54.7	53.1
19/09/2024	2:49	53.3		53.9	53.1
19/09/2024	2:54	49.2		49.5	48.5
19/09/2024	2:59	50.0		51.2	48.8
19/09/2024	3:04	49.6		51.1	48.5
19/09/2024	3:09	50.1		50.2	49.4
19/09/2024	3:14	50.7	51.0	52.8	49.4
19/09/2024	3:19	54.1		57.0	49.3
19/09/2024	3:24	49.0		50.3	48.2
19/09/2024	3:29	50.0		53.2	47.3
19/09/2024	3:34	53.2		53.7	52.7
19/09/2024	3:39	52.7		53.5	52.5
19/09/2024	3:44	52.5	51.8	53.6	52.3
19/09/2024	3:49	53.3		53.9	52.2
19/09/2024	3:54	47.9		48.7	46.7
19/09/2024	3:59	48.2		48.7	46.7
19/09/2024	4:04	48.1		48.6	47.4
19/09/2024	4:09	50.9		53.4	48.1
19/09/2024	4:14	48.8	51.5	49.1	48.3
19/09/2024	4:19	50.0		52.5	46.9
19/09/2024	4:24	54.0		54.4	52.0
19/09/2024	4:29	53.8		54.2	53.1
19/09/2024	4:34	54.3		55.7	52.8
19/09/2024	4:39	54.9		57.0	53.3
19/09/2024	4:44	53.3	52.7	57.1	48.8
19/09/2024	4:49	49.3		50.8	47.6
19/09/2024	4:54	48.6		50.0	47.4
19/09/2024	4:59	52.5		57.0	48.0
19/09/2024	5:04	51.1		53.9	47.1
19/09/2024	5:09	46.7		48.0	45.9
19/09/2024	5:14	47.8	51.5	48.1	45.0
19/09/2024	5:19	50.7		53.0	47.9
19/09/2024	5:24	53.4		54.4	52.8
19/09/2024	5:29	54.5		55.3	52.7
19/09/2024	5:34	53.4		56.0	52.2
19/09/2024	5:39	52.8		53.6	51.6
19/09/2024	5:44	48.8	52.4	50.1	48.2
19/09/2024	5:49	47.8		48.2	46.4
19/09/2024	5:54	51.2		53.4	48.4
19/09/2024	5:59	55.5		59.3	51.5
19/09/2024	6:04	56.7		58.4	53.0
19/09/2024	6:09	54.8		57.2	54.4
19/09/2024	6:14	52.6	55.6	54.2	51.3
19/09/2024	6:19	53.5		56.0	51.3
19/09/2024	6:24	57.7		59.1	54.4
19/09/2024	6:29	56.0		57.7	54.6
19/09/2024	6:34	55.6		58.4	53.0
19/09/2024	6:39	55.3		60.2	50.7
19/09/2024	6:44	60.4	59.1	60.7	50.6
19/09/2024	6:49	63.2		64.1	62.0
19/09/2024	6:54	59.2		63.1	49.1
19/09/2024	6:59	52.8		54.8	49.9
19/09/2024	23:04	54.9		56.0	53.5
19/09/2024	23:09	55.7		55.8	54.3
19/09/2024	23:14	54.8	54.4	55.4	53.4
19/09/2024	23:19	54.0		56.0	53.1
19/09/2024	23:24	53.3		54.1	51.4
19/09/2024	23:29	52.8		53.6	52.3
19/09/2024	23:34	56.2		60.0	53.8
19/09/2024	23:39	55.4		57.5	54.2
19/09/2024	23:44	55.6	55.9	56.8	53.2
19/09/2024	23:49	57.0		59.0	55.3
19/09/2024	23:54	55.6		57.5	55.1
19/09/2024	23:59	55.6		57.5	53.7
		Mean	52.7		
		Maximum	59.1		
		Minimum	48.0		

Date	Start Time	Leq (5mins)	Leq (30mins)	L10 (5mins)	L90 (5mins)
20/09/2024	0:04	53.5		54.5	53.2
20/09/2024	0:09	54.3		55.0	52.3
20/09/2024	0:14	58.5	54.7	59.3	53.2
20/09/2024	0:19	53.6		57.0	53.0
20/09/2024	0:24	52.6		52.8	51.6
20/09/2024	0:29	52.2		53.0	51.9
20/09/2024	0:34	53.3		53.4	52.8
20/09/2024	0:39	52.9		53.4	51.9
20/09/2024	0:44	51.8	52.9	53.2	51.4
20/09/2024	0:49	53.9		55.0	52.7
20/09/2024	0:54	53.2		54.3	51.6
20/09/2024	0:59	52.1		53.0	51.5
20/09/2024	1:04	53.0		53.3	52.6
20/09/2024	1:09	51.0		53.4	50.7
20/09/2024	1:14	51.1	53.7	52.3	50.6
20/09/2024	1:19	52.5		53.8	51.0
20/09/2024	1:24	53.8		57.9	51.1
20/09/2024	1:29	57.4		58.0	53.7
20/09/2024	1:34	56.0		59.4	52.5
20/09/2024	1:39	57.8		59.4	57.1
20/09/2024	1:44	57.8	56.9	59.6	55.9
20/09/2024	1:49	58.3		59.4	56.7
20/09/2024	1:54	56.0		57.4	52.2
20/09/2024	1:59	53.6		57.1	52.2
20/09/2024	2:04	55.3		58.9	52.7
20/09/2024	2:09	60.0		63.2	53.2
20/09/2024	2:14	62.3	59.5	63.4	59.4
20/09/2024	2:19	61.1		63.1	58.8
20/09/2024	2:24	59.0		63.3	51.5
20/09/2024	2:29	53.5		57.7	50.3
20/09/2024	2:34	59.3		61.4	52.4
20/09/2024	2:39	58.4		61.2	52.5
20/09/2024	2:44	59.3	60.9	61.5	52.4
20/09/2024	2:49	61.1		63.4	57.4
20/09/2024	2:54	62.2		64.5	59.4
20/09/2024	2:59	63.1		63.5	60.8
20/09/2024	3:04	62.8		63.8	59.8
20/09/2024	3:09	58.6		62.9	51.4
20/09/2024	3:14	57.1	58.2	60.2	52.7
20/09/2024	3:19	57.0		61.0	51.3
20/09/2024	3:24	51.3		52.4	51.0
20/09/2024	3:29	52.3		54.2	51.1
20/09/2024	3:34	51.5		53.0	51.4
20/09/2024	3:39	52.1		54.9	50.8
20/09/2024	3:44	53.1	52.1	53.5	51.2
20/09/2024	3:49	52.3		55.1	51.9
20/09/2024	3:54	51.1		52.1	50.4
20/09/2024	3:59	52.1		52.5	51.1
20/09/2024	4:04	52.9		55.9	51.3
20/09/2024	4:09	51.9		52.9	51.2
20/09/2024	4:14	53.7	52.4	54.1	52.1
20/09/2024	4:19	52.9		53.8	51.8
20/09/2024	4:24	50.9		52.1	49.1
20/09/2024	4:29	51.3		52.4	51.1
20/09/2024	4:34	52.5		54.3	50.3
20/09/2024	4:39	51.6		52.1	50.1
20/09/2024	4:44	51.5	51.8	52.5	50.0
20/09/2024	4:49	51.7		52.1	49.8
20/09/2024	4:54	51.8		53.2	50.7
20/09/2024	4:59	51.5		52.0	51.0
20/09/2024	5:04	51.6		52.2	50.3
20/09/2024	5:09	51.1		52.0	50.5
20/09/2024	5:14	51.7	52.0	52.8	49.9
20/09/2024	5:19	51.8		52.3	51.1
20/09/2024	5:24	52.6		53.9	52.1
20/09/2024	5:29	52.9		53.9	51.2
20/09/2024	5:34	53.9		56.1	52.5
20/09/2024	5:39	54.2		56.4	52.5
20/09/2024	5:44	54.0	53.8	56.2	52.8
20/09/2024	5:49	52.7		53.9	52.3
20/09/2024	5:54	53.9		54.7	53.2
20/09/2024	5:59	53.9		55.9	53.8
20/09/2024	6:04	54.3		55.5	54.1
20/09/2024	6:09	55.3		56.7	54.7
20/09/2024	6:14	55.9	57.2	56.5	53.2
20/09/2024	6:19	58.4		62.9	54.9
20/09/2024	6:24	59.7		62.6	56.3
20/09/2024	6:29	57.5		59.2	55.4
20/09/2024	6:34	56.5		57.9	55.0
20/09/2024	6:39	58.1		58.6	54.5
20/09/2024	6:44	66.1	64.9	67.8	53.3
20/09/2024	6:49	67.7		73.1	53.5
20/09/2024	6:54	66.2		70.2	54.7
20/09/2024	6:59	65.4		70.6	56.0
20/09/2024	23:04	58.6		59.0	56.4
20/09/2024	23:09	58.6		59.0	56.3
20/09/2024	23:14	58.9	58.2	62.9	57.4
20/09/2024	23:19	57.7		58.1	57.0
20/09/2024	23:24	57.9		59.9	56.6
20/09/2024	23:29	57.2		58.7	56.1
20/09/2024	23:34	57.4		58.2	57.2
20/09/2024	23:39	57.8		59.4	56.9
20/09/2024	23:44	57.7	57.5	59.6	56.4
20/09/2024	23:49	57.1		57.7	56.2
20/09/2024	23:54	57.5		60.2	57.1
20/09/2024	23:59	56.8		57.2	56.5
		Mean	56.0		
		Maximum	64.9		
		Minimum	51.8		

Date	Start Time	Leq (5mins)	Leq (30mins)	L10 (5mins)	L90 (5mins)
21/09/2024	0:04	56.7		57.5	55.0
21/09/2024	0:09	56.6		57.3	56.0
21/09/2024	0:14	57.3	58.3	62.0	56.6
21/09/2024	0:19	57.9		59.0	56.5
21/09/2024	0:24	57.8		61.0	57.0
21/09/2024	0:29	61.4		63.1	58.6
21/09/2024	0:34	60.4		62.2	58.7
21/09/2024	0:39	58.2		58.9	57.7
21/09/2024	0:44	58.5	59.0	59.2	57.5
21/09/2024	0:49	58.6		59.4	55.6
21/09/2024	0:54	58.9		59.1	58.8
21/09/2024	0:59	59.1		59.4	58.5
21/09/2024	1:04	58.6		60.5	58.5
21/09/2024	1:09	60.2		61.1	59.4
21/09/2024	1:14	58.3	58.4	58.8	57.9
21/09/2024	1:19	57.5		58.7	55.7
21/09/2024	1:24	57.6		60.5	57.5
21/09/2024	1:29	57.8		58.6	57.2
21/09/2024	1:34	57.8		60.4	56.6
21/09/2024	1:39	58.2		61.1	57.7
21/09/2024	1:44	59.1	58.1	60.9	57.6
21/09/2024	1:49	57.4		58.7	55.2
21/09/2024	1:54	58.1		58.9	57.8
21/09/2024	1:59	57.8		58.3	57.1
21/09/2024	2:04	58.8		59.3	57.6
21/09/2024	2:09	58.6		59.1	57.5
21/09/2024	2:14	58.9	58.6	60.3	58.1
21/09/2024	2:19	59.3		59.9	57.8
21/09/2024	2:24	57.9		59.0	55.1
21/09/2024	2:29	57.6		61.6	57.3
21/09/2024	2:34	57.5		58.3	56.8
21/09/2024	2:39	57.6		61.3	56.3
21/09/2024	2:44	57.2	57.2	58.1	56.3
21/09/2024	2:49	57.0		57.9	55.0
21/09/2024	2:54	57.5		57.6	54.5
21/09/2024	2:59	56.6		57.7	56.3
21/09/2024	3:04	57.0		59.2	55.1
21/09/2024	3:09	56.6		57.4	55.8
21/09/2024	3:14	57.6	57.2	57.7	56.5
21/09/2024	3:19	56.7		57.5	56.3
21/09/2024	3:24	57.8		57.9	56.2
21/09/2024	3:29	57.4		57.7	53.4
21/09/2024	3:34	56.8		58.1	56.5
21/09/2024	3:39	57.4		57.8	55.6
21/09/2024	3:44	58.7	57.7	61.9	56.6
21/09/2024	3:49	57.3		57.8	57.2
21/09/2024	3:54	58.0		58.7	56.7
21/09/2024	3:59	57.5		57.9	56.8
21/09/2024	4:04	57.5		57.7	56.5
21/09/2024	4:09	57.1		57.6	55.8
21/09/2024	4:14	56.8	57.2	57.4	55.0
21/09/2024	4:19	57.2		57.9	56.7
21/09/2024	4:24	57.4		60.3	56.6
21/09/2024	4:29	57.2		57.8	53.2
21/09/2024	4:34	57.8		57.9	56.4
21/09/2024	4:39	56.9		57.3	54.0
21/09/2024	4:44	57.7	57.1	59.1	56.6
21/09/2024	4:49	56.5		56.7	55.1
21/09/2024	4:54	56.7		56.9	53.4
21/09/2024	4:59	56.7		57.9	54.8
21/09/2024	5:04	57.4		60.2	55.2
21/09/2024	5:09	57.6		61.4	54.9
21/09/2024	5:14	57.3	57.3	58.6	57.0
21/09/2024	5:19	57.1		57.5	56.9
21/09/2024	5:24	56.6		57.6	54.3
21/09/2024	5:29	57.7		58.1	56.8
21/09/2024	5:34	57.9		58.9	57.1
21/09/2024	5:39	57.4		57.9	57.1
21/09/2024	5:44	59.0	59.7	62.0	57.2
21/09/2024	5:49	59.9		61.5	56.3
21/09/2024	5:54	61.5		62.8	57.2
21/09/2024	5:59	60.8		62.9	57.6
21/09/2024	6:04	61.1		64.1	59.3
21/09/2024	6:09	60.2		62.1	57.3
21/09/2024	6:14	59.3	59.8	60.9	57.4
21/09/2024	6:19	59.9		60.9	57.7
21/09/2024	6:24	59.5		61.4	56.8
21/09/2024	6:29	57.9		59.3	57.3
21/09/2024	6:34	59.4		62.0	56.7
21/09/2024	6:39	60.9		61.8	57.8
21/09/2024	6:44	60.4	60.3	63.4	56.7
21/09/2024	6:49	59.3		61.3	56.2
21/09/2024	6:54	59.7		63.2	56.2
21/09/2024	6:59	61.7		64.0	56.8
21/09/2024	23:04	61.6		63.8	59.8
21/09/2024	23:09	58.1		59.4	56.1
21/09/2024	23:14	55.6	58.1	58.0	53.1
21/09/2024	23:19	56.1		57.4	54.5
21/09/2024	23:24	57.0		58.6	55.6
21/09/2024	23:29	57.2		58.5	55.6
21/09/2024	23:34	55.9		56.3	53.8
21/09/2024	23:39	61.4		64.3	55.1
21/09/2024	23:44	58.5	57.7	62.1	54.9
21/09/2024	23:49	57.3		58.7	54.6
21/09/2024	23:54	55.5		56.9	51.6
21/09/2024	23:59	51.4		55.0	47.4
		Mean	58.2		
		Maximum	60.3		
		Minimum	57.1		

Station: CM22

Date	Start Time	Leq (5mins)	Leq (30mins)	L10 (5mins)	L90 (5mins)
22/09/2024	0:04	50.9		53.4	45.9
22/09/2024	0:09	50.8		54.4	46.4
22/09/2024	0:14	53.2	54.2	56.9	48.3
22/09/2024	0:19	54.8		57.9	49.4
22/09/2024	0:24	56.5		58.8	56.1
22/09/2024	0:29	55.6		57.0	54.0
22/09/2024	0:34	55.6		57.9	54.2
22/09/2024	0:39	56.1		58.0	55.5
22/09/2024	0:44	56.0	55.9	58.3	54.6
22/09/2024	0:49	57.6		59.4	56.6
22/09/2024	0:54	55.3		57.7	54.6
22/09/2024	0:59	54.0		56.4	51.8
22/09/2024	1:04	52.5		54.3	49.8
22/09/2024	1:09	51.9		54.5	47.1
22/09/2024	1:14	51.3	50.4	55.1	45.2
22/09/2024	1:19	49.0		52.1	44.9
22/09/2024	1:24	47.8		50.4	44.4
22/09/2024	1:29	47.5		49.0	46.0
22/09/2024	1:34	48.7		50.6	45.7
22/09/2024	1:39	46.1		48.9	45.3
22/09/2024	1:44	46.5	46.5	48.2	44.9
22/09/2024	1:49	46.0		47.3	44.1
22/09/2024	1:54	45.7		47.7	43.7
22/09/2024	1:59	44.9		46.4	43.8
22/09/2024	2:04	47.0		48.1	44.2
22/09/2024	2:09	46.0		46.7	45.3
22/09/2024	2:14	49.4	47.0	52.9	44.9
22/09/2024	2:19	44.9		46.1	43.9
22/09/2024	2:24	46.9		49.1	43.6
22/09/2024	2:29	46.7		50.0	42.9
22/09/2024	2:34	45.1		46.0	43.3
22/09/2024	2:39	44.2		45.6	44.0
22/09/2024	2:44	44.9	44.6	45.1	42.7
22/09/2024	2:49	44.5		46.5	43.5
22/09/2024	2:54	44.8		45.1	44.2
22/09/2024	2:59	43.7		44.3	41.9
22/09/2024	3:04	43.8		44.4	43.3
22/09/2024	3:09	45.0		45.8	43.5
22/09/2024	3:14	44.6	44.7	45.9	44.0
22/09/2024	3:19	45.1		45.6	44.6
22/09/2024	3:24	44.7		45.9	44.2
22/09/2024	3:29	44.8		45.4	44.7
22/09/2024	3:34	46.2		47.4	45.8
22/09/2024	3:39	45.7		47.1	44.4
22/09/2024	3:44	45.2	46.1	48.3	44.2
22/09/2024	3:49	45.6		46.3	44.1
22/09/2024	3:54	47.3		49.1	44.8
22/09/2024	3:59	46.4		46.9	44.7
22/09/2024	4:04	45.1		46.2	43.2
22/09/2024	4:09	45.0		46.0	44.9
22/09/2024	4:14	45.0	48.2	46.3	43.4
22/09/2024	4:19	47.1		48.1	44.8
22/09/2024	4:24	50.7		52.7	48.9
22/09/2024	4:29	51.2		53.8	47.4
22/09/2024	4:34	48.3		51.4	45.4
22/09/2024	4:39	50.5		51.8	45.1
22/09/2024	4:44	51.3	49.8	54.5	46.5
22/09/2024	4:49	50.3		53.2	46.2
22/09/2024	4:54	48.3		50.5	47.3
22/09/2024	4:59	49.2		50.6	45.6
22/09/2024	5:04	51.2		55.5	47.1
22/09/2024	5:09	66.2		68.1	49.1
22/09/2024	5:14	54.8	59.3	58.2	47.9
22/09/2024	5:19	51.3		53.0	46.2
22/09/2024	5:24	50.5		52.0	45.9
22/09/2024	5:29	53.5		54.4	46.3
22/09/2024	5:34	54.2		57.5	48.0
22/09/2024	5:39	60.1		64.8	47.6
22/09/2024	5:44	60.3	58.7	64.3	46.0
22/09/2024	5:49	62.4		67.8	46.1
22/09/2024	5:54	50.5		54.0	45.5
22/09/2024	5:59	52.8		54.7	47.1
22/09/2024	6:04	58.0		61.4	47.6
22/09/2024	6:09	62.7		65.9	61.7
22/09/2024	6:14	61.8	61.3	64.2	52.5
22/09/2024	6:19	62.1		63.3	61.5
22/09/2024	6:24	59.2		63.1	50.3
22/09/2024	6:29	62.2		63.9	60.3
22/09/2024	6:34	57.6		63.0	51.0
22/09/2024	6:39	55.5		61.5	49.1
22/09/2024	6:44	62.3	59.1	63.1	61.8
22/09/2024	6:49	59.2		62.2	49.9
22/09/2024	6:54	53.3		56.4	49.5
22/09/2024	6:59	61.0		63.7	51.8

Date	Start Time	Leq (5mins)	Leq (30mins)	L10 (5mins)	L90 (5mins)
23/09/2024	0:04	54.5		55.2	53.2
23/09/2024	0:09	54.1		55.6	52.5
23/09/2024	0:14	53.4	53.8	54.6	52.1
23/09/2024	0:19	52.5		54.4	51.5
23/09/2024	0:24	53.8		55.2	53.5
23/09/2024	0:29	54.1		55.6	53.3
23/09/2024	0:34	53.0		55.4	51.9
23/09/2024	0:39	54.6		55.3	52.5
23/09/2024	0:44	53.8	53.9	55.1	52.3
23/09/2024	0:49	54.6		55.1	52.5
23/09/2024	0:54	54.0		59.7	52.9
23/09/2024	0:59	53.3		54.9	52.8
23/09/2024	1:04	52.4		54.3	52.1
23/09/2024	1:09	53.5		55.7	52.4
23/09/2024	1:14	53.1	52.8	54.5	51.1
23/09/2024	1:19	52.4		54.2	51.1
23/09/2024	1:24	52.4		54.2	51.7
23/09/2024	1:29	52.8		54.9	50.6
23/09/2024	1:34	52.5		54.1	50.5
23/09/2024	1:39	51.6		52.2	50.4
23/09/2024	1:44	52.6	51.8	53.4	49.8
23/09/2024	1:49	52.0		52.3	50.2
23/09/2024	1:54	50.3		51.3	49.6
23/09/2024	1:59	51.5		52.9	50.1
23/09/2024	2:04	51.7		53.0	49.6
23/09/2024	2:09	52.4		53.7	50.2
23/09/2024	2:14	51.2	51.4	52.4	49.7
23/09/2024	2:19	50.4		51.1	49.7
23/09/2024	2:24	51.8		53.0	51.1
23/09/2024	2:29	50.5		51.4	50.2
23/09/2024	2:34	51.2		53.3	49.5
23/09/2024	2:39	51.0		52.3	50.2
23/09/2024	2:44	50.7	51.2	52.9	50.6
23/09/2024	2:49	51.5		53.2	49.2
23/09/2024	2:54	51.7		51.8	50.6
23/09/2024	2:59	51.0		52.6	49.2
23/09/2024	3:04	50.9		52.7	49.3
23/09/2024	3:09	52.5		54.6	50.1
23/09/2024	3:14	53.1	51.6	54.7	50.5
23/09/2024	3:19	51.0		52.7	49.8
23/09/2024	3:24	50.3		53.2	49.9
23/09/2024	3:29	51.0		52.3	49.1
23/09/2024	3:34	51.0		52.7	49.7
23/09/2024	3:39	53.1		53.8	51.3
23/09/2024	3:44	52.4	52.1	54.9	51.0
23/09/2024	3:49	51.9		53.9	50.1
23/09/2024	3:54	52.8		53.7	51.0
23/09/2024	3:59	50.9		51.7	49.5
23/09/2024	4:04	51.0		51.9	49.6
23/09/2024	4:09	51.9		52.8	50.8
23/09/2024	4:14	50.1	51.5	51.9	49.2
23/09/2024	4:19	51.4		52.0	48.9
23/09/2024	4:24	52.6		53.1	50.7
23/09/2024	4:29	51.8		54.1	50.4
23/09/2024	4:34	53.4		55.0	51.2
23/09/2024	4:39	54.6		56.0	53.3
23/09/2024	4:44	55.0	56.5	56.0	53.2
23/09/2024	4:49	55.5		57.4	52.3
23/09/2024	4:54	61.0		62.3	53.2
23/09/2024	4:59	53.5		56.9	51.5
23/09/2024	5:04	52.9		54.5	51.1
23/09/2024	5:09	54.1		56.8	51.2
23/09/2024	5:14	55.0	55.7	57.7	53.1
23/09/2024	5:19	55.9		58.1	52.9
23/09/2024	5:24	57.3		59.4	53.0
23/09/2024	5:29	57.1		60.3	52.4
23/09/2024	5:34	57.9		58.1	53.2
23/09/2024	5:39	54.9		55.6	52.8
23/09/2024	5:44	62.9	58.3	64.9	52.5
23/09/2024	5:49	54.8		56.6	53.1
23/09/2024	5:54	56.5		58.4	52.2
23/09/2024	5:59	56.1		58.6	52.4
23/09/2024	6:04	55.5		58.2	52.5
23/09/2024	6:09	57.9		60.6	54.6
23/09/2024	6:14	56.1	56.2	58.1	53.5
23/09/2024	6:19	55.4		56.6	52.1
23/09/2024	6:24	55.2		58.7	52.2
23/09/2024	6:29	56.2		57.7	53.4
23/09/2024	6:34	55.2		56.3	52.8
23/09/2024	6:39	54.2		56.8	52.1
23/09/2024	6:44	54.8	56.5	57.2	51.9
23/09/2024	6:49	57.5		60.9	52.5
23/09/2024	6:54	58.2		61.3	53.9
23/09/2024	6:59	57.6		59.4	54.6

Date	Start Time	Leq (5mins)	Leq (30mins)	L10 (5mins)	L90 (5mins)
24/09/2024	0:04	58.9		60.4	57.9
24/09/2024	0:09	59.6		60.1	57.8
24/09/2024	0:14	60.2	59.6	60.5	58.5
24/09/2024	0:19	59.8		61.0	59.1
24/09/2024	0:24	59.7		59.9	57.6
24/09/2024	0:29	59.5		60.1	58.1
24/09/2024	0:34	59.7		61.2	58.3
24/09/2024	0:39	58.9		59.7	57.6
24/09/2024	0:44	59.3	59.4	60.0	58.4
24/09/2024	0:49	59.7		61.6	57.5
24/09/2024	0:54	59.4		60.7	59.0
24/09/2024	0:59	59.3		59.4	57.4
24/09/2024	1:04	59.1		59.8	57.3
24/09/2024	1:09	57.7		59.5	55.1
24/09/2024	1:14	58.7	58.4	60.5	58.4
24/09/2024	1:19	58.3		58.5	57.7
24/09/2024	1:24	58.1		59.3	56.9
24/09/2024	1:29	58.2		58.9	57.4
24/09/2024	1:34	58.0		58.2	56.7
24/09/2024	1:39	57.4		58.6	55.8
24/09/2024	1:44	57.9	57.9	58.5	57.4
24/09/2024	1:49	58.1		58.8	57.3
24/09/2024	1:54	58.3		59.2	57.6
24/09/2024	1:59	57.6		61.7	55.7
24/09/2024	2:04	57.6		59.1	57.1
24/09/2024	2:09	58.4		60.9	57.7
24/09/2024	2:14	58.2	57.9	60.7	56.5
24/09/2024	2:19	57.8		61.3	54.8
24/09/2024	2:24	57.5		58.2	56.6
24/09/2024	2:29	57.9		58.9	56.6
24/09/2024	2:34	57.3		59.3	57.0
24/09/2024	2:39	57.1		58.8	56.7
24/09/2024	2:44	57.0	57.4	58.5	56.3
24/09/2024	2:49	57.4		59.0	55.7
24/09/2024	2:54	58.3		58.9	56.7
24/09/2024	2:59	57.4		58.8	55.6
24/09/2024	3:04	57.7		58.5	57.1
24/09/2024	3:09	57.8		57.9	57.2
24/09/2024	3:14	56.9	58.1	57.5	56.8
24/09/2024	3:19	57.6		57.8	57.2
24/09/2024	3:24	58.7		60.1	56.9
24/09/2024	3:29	59.6		60.4	57.6
24/09/2024	3:34	59.2		60.3	58.4
24/09/2024	3:39	57.6		59.0	56.6
24/09/2024	3:44	57.5	57.8	57.9	55.8
24/09/2024	3:49	58.1		60.0	57.7
24/09/2024	3:54	57.2		59.0	55.6
24/09/2024	3:59	56.9		58.4	56.7
24/09/2024	4:04	56.6		57.4	56.5
24/09/2024	4:09	58.1		61.4	57.1
24/09/2024	4:14	58.1	59.3	58.4	57.0
24/09/2024	4:19	60.1		61.2	57.1
24/09/2024	4:24	60.4		61.4	57.3
24/09/2024	4:29	61.1		63.1	59.5
24/09/2024	4:34	60.8		63.3	58.5
24/09/2024	4:39	59.3		61.9	57.3
24/09/2024	4:44	59.1	59.3	61.1	58.1
24/09/2024	4:49	59.7		62.6	57.7
24/09/2024	4:54	58.3		58.8	57.5
24/09/2024	4:59	57.6		59.3	57.4
24/09/2024	5:04	59.6		61.9	58.3
24/09/2024	5:09	61.5		65.1	57.8
24/09/2024	5:14	59.0	60.3	59.6	58.0
24/09/2024	5:19	59.8		62.4	57.5
24/09/2024	5:24	60.8		62.1	57.1
24/09/2024	5:29	60.8		62.8	57.4
24/09/2024	5:34	65.8		68.8	58.5
24/09/2024	5:39	69.6		74.4	56.9
24/09/2024	5:44	62.1	66.1	64.1	57.8
24/09/2024	5:49	66.9		69.9	57.7
24/09/2024	5:54	64.2		66.4	58.8
24/09/2024	5:59	63.4		65.5	57.6
24/09/2024	6:04	60.6		62.9	57.8
24/09/2024	6:09	63.6		64.6	57.9
24/09/2024	6:14	62.1	62.5	66.2	57.5
24/09/2024	6:19	63.3		67.8	58.5
24/09/2024	6:24	59.8		62.9	57.6
24/09/2024	6:29	64.1		65.6	58.8
24/09/2024	6:34	63.8		65.3	58.6
24/09/2024	6:39	63.9		67.4	58.9
24/09/2024	6:44	63.0	64.2	65.2	58.8
24/09/2024	6:49	64.3		67.4	59.3
24/09/2024	6:54	65.9		67.3	59.9
24/09/2024	6:59	63.6		66.0	59.8

22/09/2024	23:04	55.8		48.1	54.3
22/09/2024	23:09	54.2		46.7	53.3
22/09/2024	23:14	55.3	55.0	52.9	54.3
22/09/2024	23:19	54.6		46.1	52.7
22/09/2024	23:24	55.5		49.1	52.7
22/09/2024	23:29	54.5		50.0	52.8
22/09/2024	23:34	54.6		46.0	53.6
22/09/2024	23:39	54.2		45.6	53.7
22/09/2024	23:44	54.8	54.4	45.1	54.3
22/09/2024	23:49	53.9		46.5	52.9
22/09/2024	23:54	54.5		45.1	53.0
22/09/2024	23:59	54.6		44.3	53.1
		Mean	52.2		
		Maximum	61.3		
		Minimum	44.6		

23/09/2024	23:04	59.6		60.9	59.1
23/09/2024	23:09	59.1		60.7	57.9
23/09/2024	23:14	59.7	59.9	60.1	58.6
23/09/2024	23:19	60.6		62.3	58.2
23/09/2024	23:24	60.4		62.3	59.2
23/09/2024	23:29	59.6		61.3	58.8
23/09/2024	23:34	59.5		60.5	58.0
23/09/2024	23:39	59.9		60.9	59.3
23/09/2024	23:44	60.2	59.9	60.7	59.2
23/09/2024	23:49	60.1		60.9	58.3
23/09/2024	23:54	60.3		61.7	58.3
23/09/2024	23:59	59.0		60.4	57.8
		Mean	54.6		
		Maximum	59.9		
		Minimum	51.2		

24/09/2024	23:04	66.3		67.2	65.5
24/09/2024	23:09	64.9		65.4	63.2
24/09/2024	23:14	65.3	64.7	66.0	62.8
24/09/2024	23:19	63.4		65.6	62.3
24/09/2024	23:24	64.0		65.3	62.3
24/09/2024	23:29	63.9		65.1	62.1
24/09/2024	23:34	64.5		65.6	62.1
24/09/2024	23:39	63.4		65.2	61.6
24/09/2024	23:44	63.6	63.4	65.0	62.4
24/09/2024	23:49	62.6		64.4	60.9
24/09/2024	23:54	62.0		63.0	61.1
24/09/2024	23:59	63.7		65.1	61.2
		Mean	60.4		
		Maximum	66.1		
		Minimum	57.4		

Station: CM22

Date	Start Time	Leq (5mins)	Leq (30mins)	L10 (5mins)	L90 (5mins)
25/09/2024	0:04	62.6		64.2	61.3
25/09/2024	0:09	63.3		63.9	61.5
25/09/2024	0:14	64.3	65.1	64.8	61.9
25/09/2024	0:19	66.2		66.8	63.8
25/09/2024	0:24	66.9		67.4	65.7
25/09/2024	0:29	65.8		66.2	65.1
25/09/2024	0:34	65.5		67.5	64.6
25/09/2024	0:39	62.7		65.8	61.8
25/09/2024	0:44	63.2	63.8	64.4	61.1
25/09/2024	0:49	63.6		65.4	62.3
25/09/2024	0:54	63.3		65.2	61.6
25/09/2024	0:59	63.8		65.6	60.9
25/09/2024	1:04	63.9		65.8	62.2
25/09/2024	1:09	63.7		65.0	61.6
25/09/2024	1:14	63.1	64.1	64.9	61.8
25/09/2024	1:19	63.1		65.2	61.2
25/09/2024	1:24	65.1		65.5	61.8
25/09/2024	1:29	65.0		66.8	62.8
25/09/2024	1:34	63.9		65.1	61.9
25/09/2024	1:39	61.3		63.6	60.9
25/09/2024	1:44	62.2	66.3	64.1	59.8
25/09/2024	1:49	64.7		66.4	61.1
25/09/2024	1:54	67.4		70.4	64.8
25/09/2024	1:59	70.6		73.6	67.1
25/09/2024	2:04	70.9		74.4	66.4
25/09/2024	2:09	68.0		71.0	62.1
25/09/2024	2:14	67.0	67.0	68.8	62.3
25/09/2024	2:19	64.7		66.8	60.7
25/09/2024	2:24	63.3		66.1	60.4
25/09/2024	2:29	61.7		63.0	59.2
25/09/2024	2:34	60.7		62.3	59.5
25/09/2024	2:39	60.9		62.1	59.8
25/09/2024	2:44	61.7	62.5	62.5	60.2
25/09/2024	2:49	62.4		63.3	60.1
25/09/2024	2:54	64.6		66.3	62.8
25/09/2024	2:59	63.1		65.0	61.5
25/09/2024	3:04	62.9		63.9	61.1
25/09/2024	3:09	66.0		66.1	62.9
25/09/2024	3:14	64.3	64.2	65.5	64.0
25/09/2024	3:19	64.6		65.8	63.2
25/09/2024	3:24	64.0		64.8	61.9
25/09/2024	3:29	62.2		63.6	61.0
25/09/2024	3:34	67.5		70.2	63.1
25/09/2024	3:39	65.8		68.2	63.5
25/09/2024	3:44	64.3	65.8	66.8	62.4
25/09/2024	3:49	66.3		67.4	63.0
25/09/2024	3:54	64.9		66.7	63.4
25/09/2024	3:59	65.1		66.4	63.1
25/09/2024	4:04	65.7		67.8	63.1
25/09/2024	4:09	68.6		71.2	63.5
25/09/2024	4:14	68.2	67.4	69.1	64.6
25/09/2024	4:19	66.5		67.1	64.4
25/09/2024	4:24	65.1		66.4	63.8
25/09/2024	4:29	68.8		70.6	65.2
25/09/2024	4:34	66.9		69.9	65.1
25/09/2024	4:39	68.0		70.7	65.1
25/09/2024	4:44	68.0	67.0	70.1	64.4
25/09/2024	4:49	67.5		70.4	63.9
25/09/2024	4:54	66.3		67.3	62.7
25/09/2024	4:59	64.3		66.3	62.8
25/09/2024	5:04	64.8		67.7	62.7
25/09/2024	5:09	65.1		66.9	62.0
25/09/2024	5:14	65.0	64.9	66.2	63.5
25/09/2024	5:19	65.3		65.5	63.2
25/09/2024	5:24	64.2		66.2	62.8
25/09/2024	5:29	64.7		66.0	63.5
25/09/2024	5:34	71.7		73.9	63.9
25/09/2024	5:39	71.9		74.4	65.2
25/09/2024	5:44	72.3	72.8	73.3	67.2
25/09/2024	5:49	75.1		78.2	74.4
25/09/2024	5:54	72.6		75.0	68.9
25/09/2024	5:59	72.4		74.3	68.5
25/09/2024	6:04	79.0		79.3	71.6
25/09/2024	6:09	78.0		80.1	68.4
25/09/2024	6:14	77.1	78.8	80.9	67.0
25/09/2024	6:19	72.4		72.9	68.5
25/09/2024	6:24	80.9		83.8	70.6
25/09/2024	6:29	81.0		85.3	74.3
25/09/2024	6:34	78.4		82.9	71.4
25/09/2024	6:39	80.0		82.8	77.7
25/09/2024	6:44	79.8	78.1	82.7	69.6
25/09/2024	6:49	77.0		81.2	68.7
25/09/2024	6:54	75.8		76.5	69.1
25/09/2024	6:59	75.9		76.9	69.7

25/09/2024	23:04	55.6		56.5	53.7
25/09/2024	23:09	60.3		72.0	54.1
25/09/2024	23:14	60.7	60.5	63.6	55.9
25/09/2024	23:19	64.1		67.2	55.7
25/09/2024	23:24	58.5		59.2	54.6
25/09/2024	23:29	59.0		60.9	54.7
25/09/2024	23:34	63.0		65.1	53.7
25/09/2024	23:39	60.9		64.2	55.6
25/09/2024	23:44	62.0	68.4	63.6	55.8
25/09/2024	23:49	61.9		63.9	57.1
25/09/2024	23:54	67.9		71.4	57.4
25/09/2024	23:59	74.6		76.3	59.9
		Mean	67.3		
		Maximum	78.8		
		Minimum	60.5		

Date	Start Time	Leq (5mins)	Leq (30mins)	L10 (5mins)	L90 (5mins)
26/09/2024	0:04	61.9		64.4	56.3
26/09/2024	0:09	60.3		62.3	56.8
26/09/2024	0:14	59.3	62.0	61.8	57.1
26/09/2024	0:19	60.3		61.4	56.2
26/09/2024	0:24	65.2		69.9	57.4
26/09/2024	0:29	62.3		63.7	57.2
26/09/2024	0:34	60.3		62.2	56.3
26/09/2024	0:39	63.0		66.8	57.4
26/09/2024	0:44	62.9	63.6	66.6	56.6
26/09/2024	0:49	59.7		62.6	56.8
26/09/2024	0:54	64.8		68.7	58.4
26/09/2024	0:59	66.8		71.2	58.6
26/09/2024	1:04	68.0		71.4	57.2
26/09/2024	1:09	67.6		70.6	58.5
26/09/2024	1:14	69.0	66.7	72.2	56.6
26/09/2024	1:19	62.6		66.5	55.6
26/09/2024	1:24	66.1		67.9	58.2
26/09/2024	1:29	63.5		64.8	59.9
26/09/2024	1:34	66.9		70.8	60.1
26/09/2024	1:39	64.7		67.8	60.2
26/09/2024	1:44	63.7	65.8	64.8	60.1
26/09/2024	1:49	64.9		68.2	60.1
26/09/2024	1:54	67.4		70.5	61.4
26/09/2024	1:59	65.8		66.5	61.2
26/09/2024	2:04	64.0		68.4	56.3
26/09/2024	2:09	63.4		65.7	55.4
26/09/2024	2:14	63.4	64.1	66.3	57.5
26/09/2024	2:19	65.3		67.3	59.4
26/09/2024	2:24	63.7		67.3	57.8
26/09/2024	2:29	64.3		65.8	58.1
26/09/2024	2:34	63.2		66.5	58.5
26/09/2024	2:39	64.7		67.3	60.2
26/09/2024	2:44	66.0	65.9	69.4	60.6
26/09/2024	2:49	66.8		69.9	62.1
26/09/2024	2:54	67.1		69.5	63.2
26/09/2024	2:59	66.6		71.2	59.3
26/09/2024	3:04	64.9		66.8	59.4
26/09/2024	3:09	68.8		70.3	58.5
26/09/2024	3:14	65.9	66.4	68.1	60.4
26/09/2024	3:19	65.5		68.0	59.5
26/09/2024	3:24	66.6		69.6	62.4
26/09/2024	3:29	65.5		68.4	62.6
26/09/2024	3:34	67.9		70.9	62.0
26/09/2024	3:39	64.7		67.5	61.3
26/09/2024	3:44	63.9	66.8	65.9	60.6
26/09/2024	3:49	68.5		71.5	60.3
26/09/2024	3:54	68.1		71.6	61.4
26/09/2024	3:59	65.6		68.9	60.7
26/09/2024	4:04	64.9		68.0	60.3
26/09/2024	4:09	67.9		70.1	60.9
26/09/2024	4:14	65.3	66.7	68.2	61.1
26/09/2024	4:19	66.7		70.0	61.7
26/09/2024	4:24	68.9		71.2	64.0
26/09/2024	4:29	65.1		68.0	60.4
26/09/2024	4:34	67.5		71.0	61.1
26/09/2024	4:39	67.5		71.1	62.5
26/09/2024	4:44	65.9	66.1	69.0	61.0
26/09/2024	4:49	66.1		69.6	61.6
26/09/2024	4:54	64.9		68.0	60.1
26/09/2024	4:59	63.8		67.3	59.6
26/09/2024	5:04	63.5		65.8	59.2
26/09/2024	5:09	62.5		66.0	57.7
26/09/2024	5:14	65.7	64.9	68.6	60.7
26/09/2024	5:19	66.7		70.6	62.2
26/09/2024	5:24	62.5		65.6	60.7
26/09/2024	5:29	66.2		70.2	60.4
26/09/2024	5:34	62.9		68.2	58.4
26/09/2024	5:39	65.6		67.9	60.3
26/09/2024	5:44	64.6	65.0	66.5	60.3
26/09/2024	5:49	65.3		66.8	63.3
26/09/2024	5:54	66.1		67.7	63.2
26/09/2024	5:59	64.7		66.6	62.3
26/09/2024	6:04	65.9		67.7	61.7
26/09/2024	6:09	63.8		64.6	62.0
26/09/2024	6:14	64.5	64.1	68.1	59.7
26/09/2024	6:19	62.7		65.3	58.2
26/09/2024	6:24	63.7		67.8	58.2
26/09/2024	6:29	63.5		66.4	60.3
26/09/2024	6:34	64.8		68.2	60.9
26/09/2024	6:39	65.6		68.2	61.4
26/09/2024	6:44	65.8	65.4	68.7	62.4
26/09/2024	6:49	65.9		71.7	59.3
26/09/2024	6:54	65.3		68.8	59.6
26/09/2024	6:59	65.0		69.8	59.1

26/09/2024	23:04	53.2		56.1	49.6
26/09/2024	23:09	52.2		53.2	50.0
26/09/2024	23:14	51.7	52.1	54.1	49.1
26/09/2024	23:19	50.9		52.6	48.7
26/09/2024	23:24	51.6		53.7	49.7
26/09/2024	23:29	52.6		53.4	49.8
26/09/2024	23:34	55.9		59.6	50.1
26/09/2024	23:39	50.6		53.3	48.5
26/09/2024	23:44	51.6	53.0	53.5	48.7
26/09/2024	23:49	51.6		52.6	48.6
26/09/2024	23:54	54.6		57.6	48.6
26/09/2024	23:59	50.7		52.6	48.4
		Mean	63.7		
		Maximum	66.8		
		Minimum	52.1		

Date	Start Time	Leq (5mins)	Leq (30mins)	L10 (5mins)	L90 (5mins)
27/09/2024	0:04	51.4		53.1	50.4
27/09/2024	0:09	51.8		54.1	47.5
27/09/2024	0:14	51.8	51.5	53.8	47.4
27/09/2024	0:19	51.1		53.7	49.3
27/09/2024	0:24	50.9		53.5	47.4
27/09/2024	0:29	51.9		53.8	48.7
27/09/2024	0:34	51.9		53.7	49.2
27/09/2024	0:39	51.5		52.9	47.3
27/09/2024	0:44	50.6	51.6	52.4	47.6
27/09/2024	0:49	51.3		52.1	47.6
27/09/2024	0:54	52.3		52.7	48.1
27/09/2024	0:59	51.7		53.3	47.9
27/09/2024	1:04	50.1		53.2	47.2
27/09/2024	1:09	51.3		53.3	47.7
27/09/2024	1:14	51.1	50.8	52.9	47.5
27/09/2024	1:19	51.6		52.5	47.6
27/09/2024	1:24	49.1		52.5	46.7
27/09/2024	1:29	51.0		52.5	47.5
27/09/2024	1:34	52.5		52.8	50.4
27/09/2024	1:39	51.6		52.5	47.4
27/09/2024	1:44	50.5	51.3	52.3	48.1
27/09/2024	1:49	50.9		53.7	45.6
27/09/2024	1:54	51.5		53.9	48.9
27/09/2024	1:59	50.5		52.6	47.7
27/09/2024	2:04	49.2		53.3	47.8
27/09/2024	2:09	50.9		53.5	48.3
27/09/2024	2:14	52.0	51.0	52.4	48.6
27/09/2024	2:19	51.6		52.7	48.6
27/09/2024	2:24	49.6		53.3	47.2
27/09/2024	2:29	52.0		53.4	48.9
27/09/2024	2:34	52.6		54.2	49.2
27/09/2024	2:39	51.6		53.1	48.4
27/09/2024	2:44	51.3	51.5	53.0	48.5
27/09/2024	2:49	51.0		54.0	47.9
27/09/2024	2:54	50.8		52.6	49.1
27/09/2024	2:59	51.2		53.6	47.8
27/09/2024	3:04	50.2		52.4	47.1
27/09/2024	3:09	50.6		53.7	48.8
27/09/2024	3:14	53.0	51.7	53.6	48.9
27/09/2024	3:19	52.9		54.4	50.6
27/09/2024	3:24	50.7		53.1	49.4
27/09/2024	3:29	52.0		54.0	49.7
27/09/2024	3:34	52.2		53.9	50.1
27/09/2024	3:39	52.3		53.3	50.0
27/09/2024	3:44	51.0	51.9	52.8	48.7
27/09/2024	3:49	51.6		54.3	49.7
27/09/2024	3:54	52.3		54.0	49.8
27/09/2024	3:59	51.9		54.0	48.6
27/09/2024	4:04	50.3		52.9	49.1
27/09/2024	4:09	52.0		53.7	49.1
27/09/2024	4:14	52.0	51.2	53.0	48.5
27/09/2024	4:19	50.8		52.9	48.5
27/09/2024	4:24	49.8		53.0	47.6
27/09/2024	4:29	52.0		53.6	49.1
27/09/2024	4:34	51.6		53.3	48.4
27/09/2024	4:39	50.2		53.2	47.3
27/09/2024	4:44	50.1	51.3	53.0	48.7
27/09/2024	4:49	51.8		52.9	48.5
27/09/2024	4:54	52.6		55.0	48.8
27/09/2024	4:59	50.9		52.8	49.7
27/09/2024	5:04	49.7		53.0	47.7
27/09/2024	5:09	51.9		53.2	50.2
27/09/2024	5:14	52.8	52.0	54.0	49.2
27/09/2024	5:19	51.0		52.6	48.2
27/09/2024	5:24	53.0		53.7	51.1
27/09/2024	5:29	52.7		54.0	50.3
27/09/2024	5:34	52.3		53.5	50.3
27/09/2024	5:39	52.0		52.6	49.8
27/09/2024	5:44	52.2	52.2	54.2	50.4
27/09/2024	5:49	52.5		54.2	49.0
27/09/2024	5:54	51.8		54.0	50.2
27/09/2024	5:59	52.6		54.7	50.5
27/09/2024	6:04	52.2		54.5	50.9
27/09/2024	6:09	52.8		54.5	50.1
27/09/2024	6:14	53.2	54.3	55.2	50.4
27/09/2024	6:19	53.1		54.8	51.0
27/09/2024	6:24	53.7		54.3	51.1
27/09/2024	6:29	57.8		59.0	50.0
27/09/2024	6:34	56.2		57.9	51.5
27/09/2024	6:39	57.3		58.4	51.5
27/09/2024	6:44	55.3	57.7	57.5	53.5
27/09/2024	6:49	55.1		57.2	52.8
27/09/2024	6:54	55.8		58.8	53.2
27/09/2024	6:59	61.9		62.3	53.6
		Mean	52.1		
		Maximum	57.7		
		Minimum	50.8		

Summary of Noise Monitoring Results during 23:00 - 07:00 on the next day at CM22	
	Leq (30mins)
Mean	56.4
Maximum	78.8
Minimum	44.6

Appendix 3-2-19 Baseline Noise Monitoring Data at CM23a

Station: CM23a

Date	Start Time	Leq (5mins)	Leq (30mins)	L10 (5mins)	L90 (5mins)
2/10/2024	17:22	57.0		65.1	50.2
2/10/2024	17:27	52.1		54.5	49.0
2/10/2024	17:32	62.6	58.3	65.5	48.7
2/10/2024	17:37	60.2		61.2	57.8
2/10/2024	17:42	56.1		60.5	48.4
2/10/2024	17:47	51.7		54.0	48.4
2/10/2024	17:52	57.4		61.3	49.0
2/10/2024	17:57	50.5		51.2	47.0
2/10/2024	18:02	51.4	53.0	53.1	47.1
2/10/2024	18:07	51.9		52.0	46.4
2/10/2024	18:12	52.6		52.8	46.7
2/10/2024	18:17	47.2		48.7	45.6
2/10/2024	18:22	59.0		61.0	46.1
2/10/2024	18:27	46.8		47.5	44.9
2/10/2024	18:32	50.1	52.7	55.1	44.6
2/10/2024	18:37	47.7		49.4	44.7
2/10/2024	18:42	47.7		48.5	45.3
2/10/2024	18:47	46.7		48.9	44.6
2/10/2024	18:52	46.5		48.2	44.3
2/10/2024	18:57	48.1		50.0	43.9
		Mean	54.7		
		Maximum	58.3		
		Minimum	52.7		

Date	Start Time	Leq (5mins)	Leq (30mins)	L10 (5mins)	L90 (5mins)
3/10/2024	7:02	46.2		49.1	42.2
3/10/2024	7:07	46.6		49.5	43.0
3/10/2024	7:12	57.4	51.3	59.7	44.1
3/10/2024	7:17	49.6		52.7	44.7
3/10/2024	7:22	46.5		48.3	43.6
3/10/2024	7:27	45.6		48.0	43.0
3/10/2024	7:32	45.1		46.3	43.0
3/10/2024	7:37	45.4		46.5	41.7
3/10/2024	7:42	44.3	45.4	46.0	42.0
3/10/2024	7:47	45.3		47.5	42.6
3/10/2024	7:52	45.3		47.4	42.5
3/10/2024	7:57	46.6		49.1	43.2
3/10/2024	8:02	43.9		44.6	42.0
3/10/2024	8:07	43.9		44.6	41.8
3/10/2024	8:12	46.6	45.8	49.7	42.4
3/10/2024	8:17	46.6		49.8	42.3
3/10/2024	8:22	45.9		49.1	42.5
3/10/2024	8:27	47.0		49.1	42.7
3/10/2024	8:32	43.5		44.5	42.1
3/10/2024	8:37	44.9		47.0	41.5
3/10/2024	8:42	44.5	45.8	47.0	42.1
3/10/2024	8:47	46.8		49.3	42.8
3/10/2024	8:52	45.6		47.6	42.3
3/10/2024	8:57	47.9		50.7	42.8
3/10/2024	9:02	46.6		49.2	42.5
3/10/2024	9:07	47.8		50.9	43.4
3/10/2024	9:12	49.4	47.8	52.3	43.4
3/10/2024	9:17	49.2		51.6	42.8
3/10/2024	9:22	44.8		47.0	42.4
3/10/2024	9:27	47.5		50.6	42.6
3/10/2024	9:32	54.6		56.7	42.9
3/10/2024	9:37	51.3		55.4	43.6
3/10/2024	9:42	47.5	50.6	50.6	42.5
3/10/2024	9:47	44.6		46.2	42.0
3/10/2024	9:52	49.2		52.5	43.8
3/10/2024	9:57	50.1		53.5	42.9
3/10/2024	10:02	47.4		50.4	42.8
3/10/2024	10:07	46.8		49.4	42.3
3/10/2024	10:12	46.4	46.7	47.9	42.1
3/10/2024	10:17	46.4		48.6	43.2
3/10/2024	10:22	46.7		50.4	42.5
3/10/2024	10:27	46.2		48.8	42.0
3/10/2024	10:32	46.0		49.5	41.6
3/10/2024	10:37	42.8		44.1	40.4
3/10/2024	10:42	42.2	44.7	43.3	40.9
3/10/2024	10:47	46.5		50.2	41.7
3/10/2024	10:52	42.0		43.0	40.6
3/10/2024	10:57	46.2		48.7	41.0
3/10/2024	11:02	52.1		53.4	40.5
3/10/2024	11:07	41.0		41.9	40.2
3/10/2024	11:12	60.1	53.2	60.8	41.5
3/10/2024	11:17	42.2		43.2	40.6
3/10/2024	11:22	42.1		43.2	40.6
3/10/2024	11:27	42.1		43.4	40.3
3/10/2024	11:32	42.3		43.6	40.7
3/10/2024	11:37	41.9		43.4	40.5
3/10/2024	11:42	42.5	42.3	44.5	40.4
3/10/2024	11:47	41.5		42.4	40.3
3/10/2024	11:52	41.4		42.4	40.2
3/10/2024	11:57	43.9		45.0	41.3
3/10/2024	12:02	40.9		41.8	39.7
3/10/2024	12:07	41.4		42.3	40.4
3/10/2024	12:12	61.2	54.4	65.1	40.4
3/10/2024	12:17	51.1		55.5	40.5
3/10/2024	12:22	51.7		52.6	40.3
3/10/2024	12:27	42.4		42.5	40.8
3/10/2024	12:32	41.8		43.0	40.6
3/10/2024	12:37	41.3		42.2	40.3
3/10/2024	12:42	43.6	42.2	45.7	40.3
3/10/2024	12:47	41.7		42.6	40.3
3/10/2024	12:52	41.7		42.8	40.6
3/10/2024	12:57	42.9		43.9	40.7
3/10/2024	13:02	43.9		44.9	40.5
3/10/2024	13:07	42.7		43.9	41.3
3/10/2024	13:12	47.6	51.0	50.8	42.6
3/10/2024	13:17	48.1		50.5	43.9
3/10/2024	13:22	53.2		58.2	43.9
3/10/2024	13:27	55.8		59.6	45.2
3/10/2024	13:32	55.5		58.8	47.0
3/10/2024	13:37	52.7		55.5	44.1
3/10/2024	13:42	56.9	55.8	60.4	47.8
3/10/2024	13:47	51.7		54.9	44.2
3/10/2024	13:52	50.3		54.2	44.0
3/10/2024	13:57	59.9		62.5	45.7
3/10/2024	14:02	54.2		54.6	46.1
3/10/2024	14:07	50.8		53.9	46.4
3/10/2024	14:12	52.1	52.2	53.5	46.2
3/10/2024	14:17	53.1		54.9	45.4
3/10/2024	14:22	50.0		51.9	46.3
3/10/2024	14:27	51.7		54.5	45.4
3/10/2024	14:32	52.5		56.2	45.8
3/10/2024	14:37	53.0		53.2	46.3
3/10/2024	14:42	56.1	53.2	56.8	46.3
3/10/2024	14:47	52.9		58.1	46.2
3/10/2024	14:52	50.6		53.0	47.0
3/10/2024	14:57	52.2		55.2	47.3
3/10/2024	15:02	51.9		54.9	46.5
3/10/2024	15:07	48.8		50.8	46.7
3/10/2024	15:12	53.7	51.7	67.1	46.5
3/10/2024	15:17	53.2		56.0	48.3
3/10/2024	15:22	50.7		52.6	48.0
3/10/2024	15:27	49.9		51.7	47.5
3/10/2024	15:32	51.6		54.2	47.2
3/10/2024	15:37	56.4		59.8	47.6
3/10/2024	15:42	50.3	55.4	52.2	47.1
3/10/2024	15:47	51.3		54.2	47.0
3/10/2024	15:52	51.9		54.4	47.3
3/10/2024	15:57	60.4		64.0	46.9
3/10/2024	16:02	61.5		64.1	47.4
3/10/2024	16:07	51.0		52.5	48.5
3/10/2024	16:12	52.1	58.9	55.2	48.0
3/10/2024	16:17	60.4		67.1	46.4
3/10/2024	16:22	62.3		62.5	46.5
3/10/2024	16:27	51.6		51.9	46.5
3/10/2024	16:32	49.2		50.3	46.4
3/10/2024	16:37	50.9		52.0	46.9
3/10/2024	16:42	50.7	51.4	53.8	47.2
3/10/2024	16:47	50.9		54.2	47.0
3/10/2024	16:52	53.9		60.7	46.8
3/10/2024	16:57	51.2		52.1	46.7
3/10/2024	17:02	49.0		51.0	46.7
3/10/2024	17:07	50.7		51.5	47.0
3/10/2024	17:12	57.6	53.9	58.0	47.3
3/10/2024	17:17	55.8		57.9	47.7
3/10/2024	17:22	52.1		53.9	46.3
3/10/2024	17:27	51.6		54.7	47.6
3/10/2024	17:32	48.2		50.3	45.7
3/10/2024	17:37	55.0		58.3	45.6
3/10/2024	17:42	52.5	51.2	54.8	47.2
3/10/2024	17:47	49.3		51.6	46.9
3/10/2024	17:52	48.5		50.5	45.8
3/10/2024	17:57	48.6		50.9	46.0
3/10/2024	18:02	52.1		52.4	46.1
3/10/2024	18:07	48.1		50.1	45.5
3/10/2024	18:12	50.1	50.4	52.1	45.7
3/10/2024	18:17	47.4		49.3	45.2
3/10/2024	18:22	48.1		50.5	44.9
3/10/2024	18:27	53.1		69.4	44.8
3/10/2024	18:32	47.3		49.8	43.9
3/10/2024	18:37	49.3		51.7	45.0
3/10/2024	18:42	67.6	60.0	68.3	44.9
3/10/2024	18:47	46.8		48.7	44.2
3/10/2024	18:52	47.0		48.8	42.6
3/10/2024	18:57	47.8		49.5	45.0
		Mean	50.6		
		Maximum	60.0		
		Minimum	42.2		

Station: CM23a

Date	Start Time	Leq (5mins)	Leq (30mins)	L10 (5mins)	L90 (5mins)
4/10/2024	7:02	49.8		51.7	42.9
4/10/2024	7:07	52.1		53.2	44.3
4/10/2024	7:12	54.2	52.9	56.3	43.8
4/10/2024	7:17	54.4		58.5	43.7
4/10/2024	7:22	54.8		57.3	44.1
4/10/2024	7:27	49.0		49.5	43.7
4/10/2024	7:32	51.6		55.2	44.5
4/10/2024	7:37	51.7		54.4	44.3
4/10/2024	7:42	50.2	51.0	53.8	43.4
4/10/2024	7:47	49.7		51.8	44.2
4/10/2024	7:52	52.9		55.6	44.0
4/10/2024	7:57	48.1		49.8	43.9
4/10/2024	8:02	62.6		70.7	44.2
4/10/2024	8:07	48.8		50.6	43.7
4/10/2024	8:12	47.8	55.7	49.3	44.1
4/10/2024	8:17	47.4		48.8	44.2
4/10/2024	8:22	50.7		52.8	45.4
4/10/2024	8:27	48.8		50.4	44.5
4/10/2024	8:32	47.2		49.4	44.4
4/10/2024	8:37	58.0		59.8	45.4
4/10/2024	8:42	50.8	54.6	53.2	46.4
4/10/2024	8:47	54.1		55.1	46.1
4/10/2024	8:52	49.2		50.8	46.5
4/10/2024	8:57	57.6		62.5	47.4
4/10/2024	9:02	49.1		50.7	46.2
4/10/2024	9:07	54.0		54.5	46.4
4/10/2024	9:12	46.8	49.9	48.0	45.2
4/10/2024	9:17	48.4		49.5	44.6
4/10/2024	9:22	48.0		50.1	45.5
4/10/2024	9:27	48.6		48.7	44.9
4/10/2024	9:32	49.7		52.9	45.3
4/10/2024	9:37	47.8		49.4	45.3
4/10/2024	9:42	50.0	48.8	53.3	44.9
4/10/2024	9:47	48.0		49.5	44.9
4/10/2024	9:52	47.6		49.7	45.4
4/10/2024	9:57	48.8		49.4	44.9
4/10/2024	10:02	48.4		51.4	44.6
4/10/2024	10:07	47.7		50.1	44.7
4/10/2024	10:12	53.6	49.3	53.9	44.6
4/10/2024	10:17	47.9		48.9	44.4
4/10/2024	10:22	46.0		48.0	44.1
4/10/2024	10:27	47.2		48.6	43.8
4/10/2024	10:32	47.4		49.4	44.4
4/10/2024	10:37	50.2		51.9	43.7
4/10/2024	10:42	48.6	52.7	48.9	43.9
4/10/2024	10:47	57.7		68.2	44.5
4/10/2024	10:52	50.9		54.9	44.0
4/10/2024	10:57	52.1		56.6	43.4
4/10/2024	11:02	67.5		69.3	43.6
4/10/2024	11:07	47.2		48.2	43.2
4/10/2024	11:12	45.0	62.1	46.1	43.4
4/10/2024	11:17	65.9		71.2	43.4
4/10/2024	11:22	44.8		46.8	42.4
4/10/2024	11:27	47.1		49.2	43.9
4/10/2024	11:32	46.1		47.3	42.7
4/10/2024	11:37	45.9		47.5	42.4
4/10/2024	11:42	46.2	46.6	48.3	43.6
4/10/2024	11:47	47.4		49.5	44.8
4/10/2024	11:52	48.1		49.5	43.6
4/10/2024	11:57	45.4		47.3	42.9
4/10/2024	12:02	47.4		47.5	43.1
4/10/2024	12:07	54.1		57.1	44.1
4/10/2024	12:12	58.9	53.4	60.6	53.7
4/10/2024	12:17	48.7		52.6	43.0
4/10/2024	12:22	48.8		49.8	42.7
4/10/2024	12:27	48.7		50.9	44.1
4/10/2024	12:32	47.9		50.3	43.8
4/10/2024	12:37	45.9		47.7	43.0
4/10/2024	12:42	50.5	49.1	52.5	44.3
4/10/2024	12:47	52.4		60.8	42.9
4/10/2024	12:52	46.5		47.8	43.0
4/10/2024	12:57	47.6		50.3	43.8
4/10/2024	13:02	45.9		47.4	43.0
4/10/2024	13:07	54.5		64.0	44.1
4/10/2024	13:12	51.8	50.7	54.9	44.6
4/10/2024	13:17	47.9		49.7	45.0
4/10/2024	13:22	47.8		49.4	44.7
4/10/2024	13:27	50.3		50.4	44.7
4/10/2024	13:32	49.5		51.6	44.8
4/10/2024	13:37	48.5		50.6	45.1
4/10/2024	13:42	49.1	49.8	51.1	45.1
4/10/2024	13:47	51.8		53.2	45.4
4/10/2024	13:52	49.9		52.3	44.7
4/10/2024	13:57	49.5		52.8	44.0
4/10/2024	14:02	46.7		48.0	44.1
4/10/2024	14:07	48.3		49.3	45.3
4/10/2024	14:12	54.2	51.4	57.7	46.0
4/10/2024	14:17	53.1		56.3	47.5
4/10/2024	14:22	51.1		53.5	45.4
4/10/2024	14:27	51.0		52.1	45.1
4/10/2024	14:32	49.7		51.9	46.3
4/10/2024	14:37	51.0		52.9	47.0
4/10/2024	14:42	50.3	55.8	52.2	46.3
4/10/2024	14:47	51.2		53.3	47.9
4/10/2024	14:52	47.7		49.7	44.5
4/10/2024	14:57	62.5		66.2	45.3
4/10/2024	15:02	57.5		58.7	44.5
4/10/2024	15:07	47.2		49.2	44.8
4/10/2024	15:12	49.6	52.5	51.9	46.6
4/10/2024	15:17	52.5		52.9	46.9
4/10/2024	15:22	49.3		50.2	46.5
4/10/2024	15:27	49.7		51.7	46.9
4/10/2024	15:32	48.9		50.5	47.1
4/10/2024	15:37	49.7		50.7	46.6
4/10/2024	15:42	53.9	54.1	55.1	45.6
4/10/2024	15:47	58.2		59.3	45.1
4/10/2024	15:52	50.0		52.5	46.3
4/10/2024	15:57	55.6		71.7	44.8
4/10/2024	16:02	68.8		70.5	46.9
4/10/2024	16:07	52.0		55.0	46.8
4/10/2024	16:12	53.6	61.7	57.5	46.7
4/10/2024	16:17	54.5		56.7	47.1
4/10/2024	16:22	57.8		63.3	45.2
4/10/2024	16:27	49.6		51.6	45.4
4/10/2024	16:32	50.1		51.4	46.2
4/10/2024	16:37	49.6		51.3	46.0
4/10/2024	16:42	49.5	50.8	50.8	46.0
4/10/2024	16:47	51.7		51.9	46.6
4/10/2024	16:52	49.6		51.3	46.4
4/10/2024	16:57	52.9		53.3	46.5
4/10/2024	17:02	59.4		62.0	46.9
4/10/2024	17:07	48.7		49.2	46.1
4/10/2024	17:12	47.8	54.0	49.8	45.8
4/10/2024	17:17	53.8		55.5	45.9
4/10/2024	17:22	49.0		50.9	45.2
4/10/2024	17:27	52.3		55.4	46.0
4/10/2024	17:32	60.4		64.0	46.8
4/10/2024	17:37	61.4		63.7	45.6
4/10/2024	17:42	47.7	59.0	49.3	45.3
4/10/2024	17:47	61.6		64.9	45.2
4/10/2024	17:52	56.6		67.3	50.2
4/10/2024	17:57	55.0		57.0	46.5
4/10/2024	18:02	48.9		50.6	45.6
4/10/2024	18:07	45.5		47.9	42.5
4/10/2024	18:12	44.8	49.2	46.5	42.6
4/10/2024	18:17	46.4		51.2	41.9
4/10/2024	18:22	52.3		53.4	48.5
4/10/2024	18:27	51.5		53.5	48.4
4/10/2024	18:32	54.3		58.8	48.3
4/10/2024	18:37	52.8		53.8	48.4
4/10/2024	18:42	51.0	59.4	52.5	49.2
4/10/2024	18:47	54.4		54.7	49.2
4/10/2024	18:52	60.1		61.2	49.0
4/10/2024	18:57	65.3		69.4	57.9
		Mean	53.1		
		Maximum	62.1		
		Minimum	46.6		

Date	Start Time	Leq (5mins)	Leq (30mins)	L10 (5mins)	L90 (5mins)
5/10/2024	7:02	52.0		56.7	43.9
5/10/2024	7:07	55.2		57.9	46.6
5/10/2024	7:12	53.7	53.4	56.7	45.2
5/10/2024	7:17	55.7		59.0	45.6
5/10/2024	7:22	51.5		53.8	42.9
5/10/2024	7:27	48.0		49.7	42.4
5/10/2024	7:32	48.8		53.5	42.0
5/10/2024	7:37	50.9		54.5	42.7
5/10/2024	7:42	51.4	50.5	54.2	42.2
5/10/2024	7:47	52.1		54.1	43.4
5/10/2024	7:52	49.8		51.9	44.3
5/10/2024	7:57	49.1		51.3	45.1
5/10/2024	8:02	50.9		53.5	44.2
5/10/2024	8:07	50.2		52.0	45.1
5/10/2024	8:12	48.7	49.6	50.2	46.5
5/10/2024	8:17	47.4		48.6	45.9
5/10/2024	8:22	51.3		68.7	46.5
5/10/2024	8:27	47.5		48.9	45.9
5/10/2024	8:32	50.1		51.6	46.5
5/10/2024	8:37	48.6		50.0	47.0
5/10/2024	8:42	60.0	55.3	64.4	45.2
5/10/2024	8:47	58.5		61.8	44.2
5/10/2024	8:52	49.3		53.2	44.3
5/10/2024	8:57	46.3		48.2	43.6
5/10/2024	9:02	50.8		52.4	43.9
5/10/2024	9:07	62.6		65.5	54.9
5/10/2024	9:12	62.9	59.1	65.1	54.7
5/10/2024	9:17	54.5		54.9	54.1
5/10/2024	9:22	55.1		56.0	54.1
5/10/2024	9:27	55.2		55.8	54.7
5/10/2024	9:32	56.6		58.5	54.8
5/10/2024	9:37	59.3		64.0	44.0
5/10/2024	9:42	46.8	60.4	49.6	43.1
5/10/2024	9:47	52.9		53.5	43.1
5/10/2024	9:52	67.0		67.3	44.6
5/10/2024	9:57	46.6		47.3	43.0
5/10/2024	10:02	45.9		48.1	43.1
5/10/2024	10:07	48.2		49.0	43.6
5/10/2024	10:12	46.7	51.2	48.3	44.3
5/10/2024	10:17	56.9		61.5	44.4
5/10/2024	10:22	49.2		51.0	44.6
5/10/2024	10:27	48.6		52.3	43.5
5/10/2024	10:32	45.5		47.2	43.2
5/10/2024	10:37	51.0		51.7	44.3
5/10/2024	10:42	51.2	48.7	53.2	44.9
5/10/2024	10:47	47.8		50.1	44.4
5/10/2024	10:52	47.1		48.9	45.1
5/10/2024	10:57	46.2		47.8	43.8
5/10/2024	11:02	47.0		49.6	44.2
5/10/2024	11:07	46.4		47.7	44.2
5/10/2024	11:12	47.1	48.1	47.7	44.3
5/10/2024	11:17	48.2		51.0	45.2
5/10/2024	11:22	49.7		52.1	45.9
5/10/2024	11:27	49.4		50.1	46.5
5/10/2024	11:32	48.6		49.0	46.0
5/10/2024	11:37	49.2		50.4	45.9
5/10/2024	11:42	49.5	48.8	50.9	47.2
5/10/2024	11:47	49.6		50.0	46.2
5/10/2024	11:52	47.6		49.0	45.5
5/10/2024	11:57	48.2		49.6	46.0
5/10/2024	12:02	48.9		51.1	45.6
5/10/2024	12:07	50.5		50.8	46.0
5/10/2024	12:12	64.5	57.4	68.4	48.1
5/10/2024	12:17	51.4		53.7	48.3
5/10/2024	12:22	49.0		50.6	45.6
5/10/2024	12:27	48.2		49.1	44.3
5/10/2024	12:32	48.1		49.3	44.7
5/10/2024	12:37	47.7		50.4	44.5
5/10/2024	12:42	46.6	48.1	49.0	43.8
5/10/2024	12:47	46.6		48.4	44.0
5/10/2024	12:52	48.9		51.0	44.7
5/10/2024	12:57	49.8		51.5	45.1
5/10/2024	13:02	47.8		49.7	45.1
5/10/2024	13:07	50.7		52.6	46.2
5/10/2024	13:12	56.5	57.7	56.8	45.7
5/10/2024	13:17	64.4		68.2	55.2
5/10/2024	13:22	48.0		49.9	45.3
5/10/2024	13:27	50.5		50.9	45.7
5/10/2024	13:32	65.6		74.0	45.7
5/10/2024	13:37	47.4		48.6	46.0
5/10/2024	13:42	47.4	58.2	48.9	45.9
5/10/2024	13:47	48.7		50.4	46.4
5/10/2024	13:52	49.4		52.7	46.5
5/10/2024	13:57	48.1		49.3	46.6
5/10/2024	14:02	48.4		49.8	46.5
5/10/2024	14:07	50.1		51.9	46.3
5/10/2024	14:12	62.9	56.0	65.9	50.7
5/10/2024	14:17	50.0		51.7	46.3
5/10/2024	14:22	49.2		51.6	44.2
5/10/2024	14:27	47.7		49.7	45.0
5/10/2024	14:32	48.7		52.2	45.2
5/10/2024	14:37	48.9		50.6	45.6
5/10/2024	14:42	49.6	54.5	51.0	45.2
5/10/2024	14:47	47.2		48.7	45.2
5/10/2024	14:52	60.9		66.4	45.0
5/10/2024	14:57	52.1		54.7	46.5
5/10/2024	15:02	58.2		63.8	46.1
5/10/2024	15:07	60.1		65.7	45.3
5/10/2024	15:12	56.4	56.8	58.7	45.0
5/10/2024	15:17	54.9		60.8	45.6
5/10/2024	15:22	54.0		56.6	46.6
5/10/2024	15:27	52.5		55.6	47.7
5/10/2024	15:32	54.7		57.1	47.2
5/10/2024	15:37	51.6		54.2	46.8
5/10/2024	15:42	50.3	52.1	53.4	44.8
5/10/2024	15:47	52.1		56.6	46.1
5/10/2024	15:52	52.1		56.5	46.3
5/10/2024	15:57	50.1		53.1	46.4
5/10/2024	16:02	49.3		49.8	45.3
5/10/2024	16:07	48.7		48.8	45.2
5/10/2024	16:12	46.0	47.5	47.0	44.9
5/10/2024	16:17	47.0		47.5	45.0
5/10/2024	16:22	46.2		47.3	45.2
5/10/2024	16:27	46.8		47.9	45.4
5/10/2024	16:32	46.7		47.9	44.8
5/10/2024	16:37	50.2		53.1	45.6
5/10/2024	16:42	51.2	51.2	51.8	46.6
5/10/2024	16:47	50.9		53.5	47.4
5/10/2024	16:52	49.4		51.8	46.4
5/10/2024	16:57	54.8		58.0	47.7
5/10/2024	17:02	52.7		55.4	48.1
5/10/2024	17:07	51.1		52.9	47.8
5/10/2024	17:12	51.3	51.0	53.2	47.5
5/10/2024	17:17	48.5		50.2	46.4
5/10/2024	17:22	52.1		52.7	47.4
5/10/2024	17:27	48.5		49.6	47.4
5/10/2024	17:32	49.9		50.9	46.9
5/10/2024	17:37	49.4		50.6	46.8
5/10/2024	17:42	50.0	49.8	51.1	46.6
5/10/2024	17:47	48.0		50.7	45.4
5/10/2024	17:52	51.0		54.2	45.6
5/10/2024	17:57	50.1		50.6	45.8
5/10/2024	18:02	48.5		50.3	46.3
5/10/2024	18:07	55.8		58.4	47.8
5/10/2024	18:12	54.2	52.8	56.7	46.5
5/10/2024	18:17	54.3		58.8	45.2
5/10/2024	18:22	50.3		51.0	45.5
5/10/2024	18:27	47.4		48.4	45.3
5/10/2024	18:32	48.0		50.3	45.4
5/10/2024	18:37	48.0		49.1	45.2
5/10/2024	18:42	50.1	48.3	50.8	45.0
5/10/2024	18:47	47.3		48.5	45.6
5/10/2024	18:52	47.3		48.3	45.7
5/10/2024	18:57	48.6		50.3	46.0
		Mean	52.8		
		Maximum	60.4		
		Minimum	47.5		

Station: CM23a

Date	Start Time	Leq (5mins)	Leq (30mins)	L10 (5mins)	L90 (5mins)
6/10/2024	7:02	45.3		45.9	44.7
6/10/2024	7:07	44.9		45.2	44.6
6/10/2024	7:12	45.3	51.4	46.1	44.4
6/10/2024	7:17	50.2		54.9	44.0
6/10/2024	7:22	44.4		44.9	44.1
6/10/2024	7:27	57.8		58.1	44.1
6/10/2024	7:32	44.7		45.8	44.0
6/10/2024	7:37	44.5		44.7	44.0
6/10/2024	7:42	45.5	44.7	47.4	44.1
6/10/2024	7:47	44.3		44.6	43.8
6/10/2024	7:52	44.5		45.3	44.0
6/10/2024	7:57	44.6		45.0	43.9
6/10/2024	8:02	44.5		45.2	43.9
6/10/2024	8:07	44.5		45.2	43.9
6/10/2024	8:12	43.9	50.5	44.3	43.5
6/10/2024	8:17	43.7		44.0	43.4
6/10/2024	8:22	43.8		44.2	43.4
6/10/2024	8:27	57.4		65.5	44.0
6/10/2024	8:32	44.7		45.0	44.2
6/10/2024	8:37	45.0		45.6	44.2
6/10/2024	8:42	49.7	46.2	52.3	44.1
6/10/2024	8:47	44.6		44.9	44.2
6/10/2024	8:52	44.4		44.8	44.0
6/10/2024	8:57	45.7		47.1	43.7
6/10/2024	9:02	44.8		46.0	43.4
6/10/2024	9:07	45.4		45.8	43.8
6/10/2024	9:12	44.6	49.5	45.6	43.7
6/10/2024	9:17	45.2		46.5	43.8
6/10/2024	9:22	55.5		60.2	44.0
6/10/2024	9:27	46.9		50.6	44.0
6/10/2024	9:32	48.0		50.7	44.6
6/10/2024	9:37	52.5		53.1	46.6
6/10/2024	9:42	52.6	52.5	55.0	45.8
6/10/2024	9:47	55.1		58.4	46.0
6/10/2024	9:52	51.7		53.7	45.8
6/10/2024	9:57	52.2		55.6	46.6
6/10/2024	10:02	49.0		50.7	45.9
6/10/2024	10:07	55.7		60.2	45.7
6/10/2024	10:12	66.3	60.1	69.4	57.6
6/10/2024	10:17	60.9		64.1	46.0
6/10/2024	10:22	46.4		48.1	44.5
6/10/2024	10:27	49.1		52.0	45.3
6/10/2024	10:32	51.1		53.9	47.2
6/10/2024	10:37	55.2		58.6	47.1
6/10/2024	10:42	59.3	55.1	64.8	45.9
6/10/2024	10:47	55.0		55.2	45.2
6/10/2024	10:52	51.9		55.6	45.8
6/10/2024	10:57	51.4		54.7	45.7
6/10/2024	11:02	49.5		50.7	44.3
6/10/2024	11:07	52.0		55.5	44.7
6/10/2024	11:12	48.0	52.1	50.4	44.7
6/10/2024	11:17	54.7		63.7	45.2
6/10/2024	11:22	49.7		50.1	44.7
6/10/2024	11:27	54.5		58.5	45.8
6/10/2024	11:32	49.8		51.6	44.8
6/10/2024	11:37	49.3		49.5	45.3
6/10/2024	11:42	52.5	50.3	52.6	45.1
6/10/2024	11:47	50.3		52.6	46.1
6/10/2024	11:52	49.6		51.6	46.9
6/10/2024	11:57	49.6		50.2	46.9
6/10/2024	12:02	48.8		49.9	47.1
6/10/2024	12:07	52.7		56.4	47.5
6/10/2024	12:12	61.3	57.3	64.7	48.5
6/10/2024	12:17	61.4		62.8	60.6
6/10/2024	12:22	52.4		55.1	46.8
6/10/2024	12:27	48.5		51.1	43.7
6/10/2024	12:32	65.6		68.1	57.4
6/10/2024	12:37	61.6		66.4	44.4
6/10/2024	12:42	51.0	59.6	54.4	45.1
6/10/2024	12:47	51.2		54.3	43.2
6/10/2024	12:52	46.7		49.3	42.9
6/10/2024	12:57	48.3		50.7	43.4
6/10/2024	13:02	47.0		49.1	44.0
6/10/2024	13:07	46.8		48.8	43.0
6/10/2024	13:12	46.4	47.3	48.2	44.0
6/10/2024	13:17	47.2		48.1	44.9
6/10/2024	13:22	47.0		48.9	44.2
6/10/2024	13:27	49.0		51.5	45.1
6/10/2024	13:32	46.1		48.0	43.2
6/10/2024	13:37	47.8		49.5	44.6
6/10/2024	13:42	50.3	49.1	50.9	44.1
6/10/2024	13:47	51.1		51.7	46.3
6/10/2024	13:52	49.6		52.8	45.5
6/10/2024	13:57	47.9		49.4	45.4
6/10/2024	14:02	48.6		50.2	46.5
6/10/2024	14:07	48.8		50.4	46.3
6/10/2024	14:12	49.4	48.8	51.0	46.7
6/10/2024	14:17	49.0		51.0	46.7
6/10/2024	14:22	49.3		51.7	46.4
6/10/2024	14:27	47.6		49.3	45.7
6/10/2024	14:32	48.3		50.4	45.4
6/10/2024	14:37	47.7		49.2	45.9
6/10/2024	14:42	49.7	56.6	51.4	47.5
6/10/2024	14:47	50.6		50.9	46.0
6/10/2024	14:52	61.2		64.1	44.8
6/10/2024	14:57	60.4		60.9	46.5
6/10/2024	15:02	48.0		49.6	46.0
6/10/2024	15:07	49.1		50.5	47.2
6/10/2024	15:12	49.2	50.7	51.5	45.8
6/10/2024	15:17	50.7		53.1	47.5
6/10/2024	15:22	54.3		58.5	47.7
6/10/2024	15:27	49.3		51.1	46.1
6/10/2024	15:32	47.6		49.3	45.6
6/10/2024	15:37	52.3		55.6	45.0
6/10/2024	15:42	46.3	53.8	47.7	44.1
6/10/2024	15:47	58.9		60.9	44.6
6/10/2024	15:52	53.7		56.2	45.4
6/10/2024	15:57	52.4		54.9	47.8
6/10/2024	16:02	49.2		52.1	45.4
6/10/2024	16:07	49.7		50.7	45.3
6/10/2024	16:12	47.2	48.3	48.3	44.1
6/10/2024	16:17	48.2		48.8	44.6
6/10/2024	16:22	47.4		48.3	44.9
6/10/2024	16:27	47.5		48.1	44.8
6/10/2024	16:32	49.1		51.2	45.4
6/10/2024	16:37	49.0		53.4	44.3
6/10/2024	16:42	47.1	48.3	49.2	45.2
6/10/2024	16:47	46.2		47.6	44.5
6/10/2024	16:52	46.8		48.1	45.1
6/10/2024	16:57	50.3		53.7	46.3
6/10/2024	17:02	49.2		51.7	45.8
6/10/2024	17:07	48.9		50.8	45.7
6/10/2024	17:12	52.7	53.6	52.8	46.6
6/10/2024	17:17	49.7		51.6	46.2
6/10/2024	17:22	52.3		54.7	46.5
6/10/2024	17:27	58.9		63.4	47.3
6/10/2024	17:32	53.5		55.9	47.7
6/10/2024	17:37	54.6		55.7	53.4
6/10/2024	17:42	47.9	54.2	50.6	44.5
6/10/2024	17:47	51.5		52.8	45.3
6/10/2024	17:52	54.6		56.7	52.3
6/10/2024	17:57	57.7		58.7	51.6
6/10/2024	18:02	49.3		51.9	46.0
6/10/2024	18:07	59.1		61.4	47.2
6/10/2024	18:12	52.1	53.5	54.8	46.9
6/10/2024	18:17	50.3		52.0	46.5
6/10/2024	18:22	50.8		52.3	45.4
6/10/2024	18:27	48.2		50.4	45.5
6/10/2024	18:32	49.2		51.3	44.9
6/10/2024	18:37	49.3		52.0	45.5
6/10/2024	18:42	49.3	50.7	51.1	45.9
6/10/2024	18:47	50.0		51.5	47.5
6/10/2024	18:52	54.3		70.0	46.9
6/10/2024	18:57	49.3		51.4	46.0
		Mean	51.8		
		Maximum	60.1		
		Minimum	44.7		

Date	Start Time	Leq (5mins)	Leq (30mins)	L10 (5mins)	L90 (5mins)
7/10/2024	7:02	42.2		43.2	41.4
7/10/2024	7:07	41.4		42.3	40.5
7/10/2024	7:12	51.5	45.5	56.1	40.3
7/10/2024	7:17	41.7		43.4	39.5
7/10/2024	7:22	41.5		43.7	39.4
7/10/2024	7:27	40.8		41.7	39.5
7/10/2024	7:32	40.0		40.6	39.4
7/10/2024	7:37	39.6		40.1	39.0
7/10/2024	7:42	39.8	40.1	40.5	39.2
7/10/2024	7:47	39.8		40.6	39.1
7/10/2024	7:52	40.7		41.6	39.5
7/10/2024	7:57	40.4		41.1	39.5
7/10/2024	8:02	42.4		45.8	39.8
7/10/2024	8:07	40.9		42.2	40.0
7/10/2024	8:12	41.3	41.2	43.3	39.1
7/10/2024	8:17	40.5		41.2	39.4
7/10/2024	8:22	40.5		41.1	40.0
7/10/2024	8:27	41.2		42.1	40.4
7/10/2024	8:32	49.4		54.0	40.8
7/10/2024	8:37	42.2		43.5	40.9
7/10/2024	8:42	41.6	44.4	42.5	40.7
7/10/2024	8:47	40.8		41.3	40.2
7/10/2024	8:52	43.6		44.5	40.2
7/10/2024	8:57	40.7		41.5	39.7
7/10/2024	9:02	43.2		45.1	40.9
7/10/2024	9:07	41.1		41.8	40.4
7/10/2024	9:12	42.3	42.4	43.3	40.6
7/10/2024	9:17	42.0		42.8	41.1
7/10/2024	9:22	43.1		44.5	41.4
7/10/2024	9:27	42.2		43.4	40.8
7/10/2024	9:32	48.1		48.7	41.7
7/10/2024	9:37	44.5		45.8	42.2
7/10/2024	9:42	49.8	53.4	53.9	43.3
7/10/2024	9:47	54.3		58.1	45.3
7/10/2024	9:52	58.6		62.1	44.7
7/10/2024	9:57	50.7		52.6	45.1
7/10/2024	10:02	49.8		52.6	44.3
7/10/2024	10:07	49.5		52.5	45.6
7/10/2024	10:12	59.2	54.4	68.6	46.1
7/10/2024	10:17	55.7		58.9	46.0
7/10/2024	10:22	52.3		53.2	44.4
7/10/2024	10:27	49.1		52.2	44.9
7/10/2024	10:32	50.2		52.5	45.3
7/10/2024	10:37	52.9		57.4	45.7
7/10/2024	10:42	51.6	51.4	54.0	46.3
7/10/2024	10:47	51.3		54.8	45.3
7/10/2024	10:52	52.0		54.4	47.6
7/10/2024	10:57	50.0		52.8	46.0
7/10/2024	11:02	48.9		51.1	45.8
7/10/2024	11:07	49.7		51.1	44.8
7/10/2024	11:12	47.1	49.9	49.1	44.0
7/10/2024	11:17	47.4		49.5	44.8
7/10/2024	11:22	53.2		55.9	45.3
7/10/2024	11:27	49.9		52.2	46.5
7/10/2024	11:32	49.5		51.7	46.9
7/10/2024	11:37	50.4		52.0	47.2
7/10/2024	11:42	53.6	55.1	54.2	46.1
7/10/2024	11:47	56.3		58.4	46.5
7/10/2024	11:52	59.3		60.8	47.0
7/10/2024	11:57	53.4		56.9	46.8
7/10/2024	12:02	52.5		54.4	45.5
7/10/2024	12:07	64.7		66.3	54.4
7/10/2024	12:12	64.4	60.6	65.6	61.4
7/10/2024	12:17	59.0		64.6	46.7
7/10/2024	12:22	49.2		50.1	46.0
7/10/2024	12:27	49.0		51.2	45.6
7/10/2024	12:32	48.1		49.4	45.8
7/10/2024	12:37	48.5		50.2	46.7
7/10/2024	12:42	51.4	49.6	68.5	46.4
7/10/2024	12:47	49.0		51.4	46.4
7/10/2024	12:52	48.3		50.7	45.1
7/10/2024	12:57	50.9		54.1	45.9
7/10/2024	13:02	49.5		52.9	45.2
7/10/2024	13:07	65.6		65.8	45.9
7/10/2024	13:12	51.8	58.4	52.7	45.9
7/10/2024	13:17	48.2		49.9	45.8
7/10/2024	13:22	49.7		52.4	46.0
7/10/2024	13:27	52.1		57.1	46.0
7/10/2024	13:32	49.9		55.7	45.4
7/10/2024	13:37	49.6		50.6	45.0
7/10/2024	13:42	47.0	49.0	48.7	44.7
7/10/2024	13:47	48.1		50.4	45.5
7/10/2024	13:52	47.8		50.2	45.0
7/10/2024	13:57	50.5		51.2	44.5
7/10/2024	14:02	47.8		49.8	45.1
7/10/2024	14:07	52.3		53.8	45.7
7/10/2024	14:12	49.5	49.9	51.6	46.1
7/10/2024	14:17	50.5		52.4	47.1
7/10/2024	14:22	48.5		50.4	45.3
7/10/2024	14:27	49.3		52.2	44.4
7/10/2024	14:32	48.8		50.8	46.3
7/10/2024	14:37	48.7		50.6	45.7
7/10/2024	14:42	53.2	53.8	54.3	48.0
7/10/2024	14:47	57.4		59.2	47.9
7/10/2024	14:52	55.9		60.3	48.3
7/10/2024	14:57	51.5		54.1	47.5
7/10/2024	15:02	55.2		55.5	46.3
7/10/2024	15:07	50.6		52.5	45.2
7/10/2024	15:12	48.1	51.5	49.9	45.4
7/10/2024	15:17	51.4		54.9	45.2
7/10/2024	15:22	50.2		53.3	45.2
7/10/2024	15:27	49.5		51.8	45.7
7/10/2024	15:32	49.5		49.7	45.8
7/10/2024	15:37	48.4		49.0	45.4
7/10/2024	15:42	49.1	51.6	52.2	44.9
7/10/2024	15:47	53.7		56.4	48.1
7/10/2024	15:52	53.3		56.0	48.2
7/10/2024	15:57	52.3		54.2	47.4
7/10/2024	16:02	52.6		54.6	44.4
7/10/2024	16:07	48.4		49.5	44.1
7/10/2024	16:12	46.0	48.7	46.7	43.8
7/10/2024	16:17	47.6		50.0	44.1
7/10/2024	16:22	46.9		48.4	44.5
7/10/2024	16:27	46.4		48.0	43.9
7/10/2024	16:32	44.6		46.1	42.7
7/10/2024	16:37	50.0		54.6	43.6
7/10/2024	16:42	49.8	49.1	50.8	45.4
7/10/2024	16:47	48.5		52.1	43.7
7/10/2024	16:52	49.8		52.5	44.9
7/10/2024	16:57	50.1		52.0	45.1
7/10/2024	17:02	46.4		48.3	43.7
7/10/2024	17:07	44.7		46.5	42.2
7/10/2024	17:12	50.7	52.5	51.1	44.1
7/10/2024	17:17	58.0		61.3	47.4
7/10/2024	17:22	52.0		54.5	47.6
7/10/2024	17:27	49.4		51.9	45.5
7/10/2024	17:32	50.5		53.2	45.7
7/10/2024	17:37	48.8		51.5	45.0
7/10/2024	17:42	60.9	54.6	61.0	44.0
7/10/2024	17:47	52.4		53.9	44.1
7/10/2024	17:52	47.9		49.6	45.0
7/10/2024	17:57	49.0		50.0	44.3
7/10/2024	18:02	48.7		51.7	44.3
7/10/2024	18:07	48.3		50.2	45.5
7/10/2024	18:12	47.7	48.4	48.5	44.3
7/10/2024	18:17	46.4		47.1	43.7
7/10/2024	18:22	48.1		50.8	44.4
7/10/2024	18:27	50.2		51.7	45.1
7/10/2024	18:32	46.9		48.0	45.0
7/10/2024	18:37	46.9		49.0	44.7
7/10/2024	18:42	45.8	47.9	46.6	44.3
7/10/2024	18:47	48.7		53.2	44.5
7/10/2024	18:52	46.0		46.6	44.4
7/10/2024	18:57	50.9		56.5	44.3
		Mean	50.1		
		Maximum	60.6		
		Minimum	40.1		

Station: CM23a

Date	Start Time	Leq (5mins)	Leq (30mins)	L10 (5mins)	L90 (5mins)
8/10/2024	7:02	44.1		44.7	41.9
8/10/2024	7:07	54.3		59.5	42.0
8/10/2024	7:12	42.2	47.7	43.9	40.0
8/10/2024	7:17	41.5		42.5	40.1
8/10/2024	7:22	42.3		44.3	40.4
8/10/2024	7:27	40.9		42.4	39.7
8/10/2024	7:32	40.5		41.2	39.8
8/10/2024	7:37	40.2		40.8	39.6
8/10/2024	7:42	40.3	40.6	41.3	39.6
8/10/2024	7:47	40.6		41.4	39.9
8/10/2024	7:52	40.8		41.8	39.9
8/10/2024	7:57	41.1		42.0	40.4
8/10/2024	8:02	54.9		57.6	40.7
8/10/2024	8:07	42.5		46.7	40.8
8/10/2024	8:12	41.2	49.0	42.1	40.4
8/10/2024	8:17	42.7		45.9	40.8
8/10/2024	8:22	43.0		45.2	40.3
8/10/2024	8:27	49.7		54.0	41.2
8/10/2024	8:32	40.8		41.4	39.9
8/10/2024	8:37	41.3		42.5	40.1
8/10/2024	8:42	40.7	41.1	41.3	39.7
8/10/2024	8:47	42.2		46.3	40.2
8/10/2024	8:52	40.8		41.6	40.0
8/10/2024	8:57	40.6		41.2	40.0
8/10/2024	9:02	42.3		43.9	40.6
8/10/2024	9:07	41.1		41.6	40.4
8/10/2024	9:12	43.2	42.7	45.3	41.1
8/10/2024	9:17	41.5		42.2	40.7
8/10/2024	9:22	42.8		42.9	40.8
8/10/2024	9:27	44.5		46.5	42.2
8/10/2024	9:32	45.1		45.9	41.4
8/10/2024	9:37	47.8		49.0	42.3
8/10/2024	9:42	57.7	53.7	61.6	46.2
8/10/2024	9:47	50.7		53.8	44.8
8/10/2024	9:52	57.3		57.7	45.1
8/10/2024	9:57	48.2		50.7	43.8
8/10/2024	10:02	49.2		50.2	44.0
8/10/2024	10:07	50.7		52.4	44.9
8/10/2024	10:12	53.7	51.6	57.8	47.4
8/10/2024	10:17	49.8		51.8	46.9
8/10/2024	10:22	54.4		56.2	46.0
8/10/2024	10:27	47.8		48.1	44.6
8/10/2024	10:32	48.8		51.6	44.8
8/10/2024	10:37	48.9		50.8	45.6
8/10/2024	10:42	47.6	51.2	49.6	45.1
8/10/2024	10:47	50.8		53.7	44.7
8/10/2024	10:52	48.2		50.8	43.9
8/10/2024	10:57	56.0		61.0	45.4
8/10/2024	11:02	50.5		50.8	46.2
8/10/2024	11:07	48.0		49.7	45.8
8/10/2024	11:12	51.6	51.2	55.0	47.2
8/10/2024	11:17	51.0		53.3	47.2
8/10/2024	11:22	50.3		52.3	48.0
8/10/2024	11:27	53.7		54.2	48.2
8/10/2024	11:32	51.7		53.9	48.7
8/10/2024	11:37	50.8		51.1	47.8
8/10/2024	11:42	50.4	51.2	52.7	48.0
8/10/2024	11:47	51.4		52.3	47.9
8/10/2024	11:52	50.6		51.6	48.4
8/10/2024	11:57	51.9		54.5	48.6
8/10/2024	12:02	52.2		55.5	47.2
8/10/2024	12:07	65.4		66.9	60.6
8/10/2024	12:12	60.4	61.0	62.1	58.6
8/10/2024	12:17	56.5		59.8	48.9
8/10/2024	12:22	54.0		59.3	49.1
8/10/2024	12:27	63.4		66.3	49.5
8/10/2024	12:32	60.3		60.8	48.2
8/10/2024	12:37	49.8		51.0	48.1
8/10/2024	12:42	48.4	55.2	49.5	47.1
8/10/2024	12:47	55.7		56.0	47.3
8/10/2024	12:52	53.9		58.2	47.9
8/10/2024	12:57	50.7		52.5	47.3
8/10/2024	13:02	49.5		51.3	47.2
8/10/2024	13:07	49.3		50.7	46.8
8/10/2024	13:12	50.9	50.9	52.8	47.3
8/10/2024	13:17	49.7		51.2	47.9
8/10/2024	13:22	51.4		52.0	47.8
8/10/2024	13:27	53.1		56.8	48.3
8/10/2024	13:32	50.0		51.3	47.8
8/10/2024	13:37	50.8		53.2	46.9
8/10/2024	13:42	50.2	50.4	52.1	47.4
8/10/2024	13:47	48.6		49.5	46.9
8/10/2024	13:52	50.0		50.1	46.9
8/10/2024	13:57	51.9		52.0	47.2
8/10/2024	14:02	50.2		51.9	47.8
8/10/2024	14:07	52.2		52.7	47.9
8/10/2024	14:12	53.0	51.3	54.6	47.3
8/10/2024	14:17	50.6		54.8	47.2
8/10/2024	14:22	48.6		49.6	47.2
8/10/2024	14:27	51.6		53.0	48.0
8/10/2024	14:32	50.1		50.7	47.1
8/10/2024	14:37	49.1		50.4	47.3
8/10/2024	14:42	47.9	48.7	49.0	46.3
8/10/2024	14:47	46.7		48.6	43.8
8/10/2024	14:52	50.0		54.1	44.0
8/10/2024	14:57	46.9		49.0	44.9
8/10/2024	15:02	47.7		49.2	44.7
8/10/2024	15:07	46.8		47.2	43.9
8/10/2024	15:12	53.5	51.9	55.3	51.7
8/10/2024	15:17	53.6		55.0	52.0
8/10/2024	15:22	53.0		54.4	51.0
8/10/2024	15:27	52.4		53.8	51.0
8/10/2024	15:32	53.3		54.7	51.7
8/10/2024	15:37	53.7		55.2	51.2
8/10/2024	15:42	53.3	52.6	55.0	51.0
8/10/2024	15:47	52.5		53.9	50.1
8/10/2024	15:52	51.8		52.4	50.2
8/10/2024	15:57	50.4		51.7	49.1
8/10/2024	16:02	49.9		50.7	48.8
8/10/2024	16:07	49.6		50.7	48.3
8/10/2024	16:12	49.8	49.9	50.8	48.7
8/10/2024	16:17	49.8		50.8	48.5
8/10/2024	16:22	49.7		50.5	48.4
8/10/2024	16:27	50.5		51.6	49.0
8/10/2024	16:32	50.6		51.8	49.4
8/10/2024	16:37	50.0		50.9	48.7
8/10/2024	16:42	50.8	50.4	51.3	48.7
8/10/2024	16:47	50.1		51.3	48.7
8/10/2024	16:52	50.3		51.9	48.8
8/10/2024	16:57	50.5		52.3	48.8
8/10/2024	17:02	50.6		51.7	49.1
8/10/2024	17:07	50.7		52.5	48.8
8/10/2024	17:12	49.6	50.6	50.5	48.6
8/10/2024	17:17	49.8		51.0	48.6
8/10/2024	17:22	50.5		51.4	49.6
8/10/2024	17:27	52.0		53.3	50.4
8/10/2024	17:32	52.8		54.2	50.6
8/10/2024	17:41	53.1		54.2	51.6
8/10/2024	17:46	53.8		55.7	51.5
8/10/2024	17:51	53.3	53.4	54.5	51.9
8/10/2024	17:56	53.6		54.9	52.2
8/10/2024	18:01	53.3		54.6	52.1
8/10/2024	18:06	53.2		54.5	51.5
8/10/2024	18:11	52.9		54.5	51.0
8/10/2024	18:16	53.4		54.4	51.8
8/10/2024	18:21	53.5	53.2	54.9	52.0
8/10/2024	18:26	52.7		53.9	51.5
8/10/2024	18:31	52.9		54.2	51.5
8/10/2024	18:36	53.7		55.4	51.7
8/10/2024	18:41	53.3		54.7	51.5
8/10/2024	18:46	53.1		54.1	51.7
8/10/2024	18:51	53.9		55.2	52.2
8/10/2024	18:56	53.6		55.0	51.6
		Mean	50.4		
		Maximum	61.0		
		Minimum	40.6		

Date	Start Time	Leq (5mins)	Leq (30mins)	L10 (5mins)	L90 (5mins)
9/10/2024	7:01	46.2		47.2	44.5
9/10/2024	7:06	47.7		49.1	46.3
9/10/2024	7:11	46.6	46.6	48.5	44.2
9/10/2024	7:16	44.8		46.5	42.6
9/10/2024	7:21	46.9		48.5	45.2
9/10/2024	7:26	46.8		48.2	45.7
9/10/2024	7:31	45.4		47.9	43.2
9/10/2024	7:36	47.2		49.6	43.1
9/10/2024	7:41	48.4	46.8	49.7	47.2
9/10/2024	7:46	47.2		48.8	44.3
9/10/2024	7:51	45.3		47.4	43.0
9/10/2024	7:56	46.6		47.6	45.8
9/10/2024	8:01	46.3		46.8	45.9
9/10/2024	8:06	45.9		47.8	42.7
9/10/2024	8:11	48.5	46.4	53.6	42.6
9/10/2024	8:16	46.1		46.8	45.5
9/10/2024	8:21	46.3		47.3	45.1
9/10/2024	8:26	44.0		46.0	41.7
9/10/2024	8:31	45.8		46.5	44.9
9/10/2024	8:36	47.6		48.7	46.4
9/10/2024	8:41	45.0	46.9	47.4	42.3
9/10/2024	8:46	45.5		46.6	43.4
9/10/2024	8:51	48.7		50.2	46.0
9/10/2024	8:56	47.5		49.6	44.5
9/10/2024	9:01	45.4		47.3	43.1
9/10/2024	9:06	46.6		47.2	45.9
9/10/2024	9:11	46.3	46.0	47.1	45.7
9/10/2024	9:16	44.8		46.5	42.5
9/10/2024	9:21	46.0		47.5	42.4
9/10/2024	9:26	46.8		47.5	46.0
9/10/2024	9:31	44.9		46.6	42.4
9/10/2024	9:36	45.2		46.8	42.8
9/10/2024	9:41	47.7	46.3	49.1	45.8
9/10/2024	9:46	48.4		49.6	47.0
9/10/2024	9:51	44.6		46.8	42.3
9/10/2024	9:56	45.4		47.0	42.9
9/10/2024	10:01	47.1		48.2	46.1
9/10/2024	10:06	46.6		47.9	45.1
9/10/2024	10:11	47.1	46.4	47.7	46.3
9/10/2024	10:16	46.6		48.1	43.6
9/10/2024	10:21	44.2		45.7	42.0
9/10/2024	10:26	45.9		47.1	44.4
9/10/2024	10:31	46.7		47.6	46.0
9/10/2024	10:36	44.7		46.2	42.7
9/10/2024	10:41	44.6	46.0	46.7	42.1
9/10/2024	10:46	46.7		47.3	45.8
9/10/2024	10:51	46.8		48.2	44.3
9/10/2024	10:56	45.9		47.4	42.9
9/10/2024	11:01	46.1		46.8	45.4
9/10/2024	11:06	43.7		45.1	42.2
9/10/2024	11:11	46.5	46.2	47.7	45.4
9/10/2024	11:16	46.1		48.0	43.4
9/10/2024	11:21	48.0		49.1	46.5
9/10/2024	11:26	45.5		47.2	43.2
9/10/2024	11:31	46.8		47.9	45.4
9/10/2024	11:36	45.7		47.1	43.3
9/10/2024	11:41	46.5	46.2	47.7	45.2
9/10/2024	11:46	45.9		47.0	43.4
9/10/2024	11:51	45.9		47.1	43.4
9/10/2024	11:56	46.0		47.3	43.9
9/10/2024	12:01	46.2		47.6	42.7
9/10/2024	12:06	46.3		47.3	44.0
9/10/2024	12:11	46.2	46.5	47.3	44.4
9/10/2024	12:16	45.9		48.0	43.2
9/10/2024	12:21	46.3		47.3	43.9
9/10/2024	12:26	47.6		50.2	44.2
9/10/2024	12:31	46.9		48.2	44.9
9/10/2024	12:36	46.7		48.5	44.2
9/10/2024	12:41	48.3	47.2	49.7	46.7
9/10/2024	12:46	46.3		48.2	43.3
9/10/2024	12:51	46.3		47.4	43.3
9/10/2024	12:56	48.2		49.3	47.0
9/10/2024	13:01	47.1		48.5	45.2
9/10/2024	13:06	47.3		48.9	44.4
9/10/2024	13:11	48.5	47.2	50.3	46.8
9/10/2024	13:16	46.5		48.4	44.2
9/10/2024	13:21	47.4		48.1	46.6
9/10/2024	13:26	46.3		48.6	43.2
9/10/2024	13:31	47.2		49.1	45.6
9/10/2024	13:36	46.1		48.7	42.6
9/10/2024	13:41	47.3	46.7	49.2	44.6
9/10/2024	13:46	45.6		47.9	42.6
9/10/2024	13:51	46.3		47.7	44.1
9/10/2024	13:56	47.5		49.5	43.5
9/10/2024	14:01	46.5		48.3	44.5
9/10/2024	14:06	47.5		48.6	45.7
9/10/2024	14:11	44.7	47.2	47.2	43.1
9/10/2024	14:16	48.8		50.2	46.4
9/10/2024	14:21	45.8		48.1	43.4
9/10/2024	14:26	48.3		49.6	46.8
9/10/2024	14:31	45.5		47.2	43.5
9/10/2024	14:36	47.5		49.5	43.6
9/10/2024	14:41	47.1	47.2	49.1	44.6
9/10/2024	14:46	48.7		50.4	47.1
9/10/2024	14:51	46.2		47.8	44.5
9/10/2024	14:56	47.5		49.0	44.9
9/10/2024	15:01	46.6		48.1	44.5
9/10/2024	15:06	46.3		47.9	43.5
9/10/2024	15:11	45.9	46.5	47.5	43.2
9/10/2024	15:16	45.1		46.8	43.0
9/10/2024	15:21	47.7		49.6	44.8
9/10/2024	15:26	46.8		49.0	43.2
9/10/2024	15:31	47.0		48.0	45.8
9/10/2024	15:36	45.8		47.1	44.3
9/10/2024	15:41	47.7	47.0	48.5	45.2
9/10/2024	15:46	46.4		48.3	44.0
9/10/2024	15:51	47.3		48.8	43.9
9/10/2024	15:56	47.3		49.6	44.8
9/10/2024	16:01	47.0		48.6	44.9
9/10/2024	16:06	47.0		48.9	43.7
9/10/2024	16:11	47.4	48.6	48.7	45.2
9/10/2024	16:16	49.3		51.4	45.4
9/10/2024	16:21	50.1		52.0	47.0
9/10/2024	16:26	49.5		50.8	48.2
9/10/2024	16:31	49.8		51.3	46.8
9/10/2024	16:36	49.0		50.8	46.7
9/10/2024	16:41	48.1	48.9	49.7	45.9
9/10/2024	16:46	48.6		49.9	46.6
9/10/2024	16:51	48.6		51.8	45.5
9/10/2024	16:56	49.1		50.7	47.4
9/10/2024	17:01	59.2		64.9	45.9
9/10/2024	17:06	56.8		59.9	48.9
9/10/2024	17:11	58.4	58.9	61.8	48.6
9/10/2024	17:16	55.2		61.3	47.7
9/10/2024	17:21	59.3		64.9	46.3
9/10/2024	17:26	61.8		65.6	48.3
9/10/2024	17:31	52.3		53.8	46.6
9/10/2024	17:36	51.0		53.0	48.1
9/10/2024	17:41	49.2	51.0	51.2	47.2
9/10/2024	17:46	50.0		52.1	47.2
9/10/2024	17:51	51.2		52.4	49.1
9/10/2024	17:56	51.4		52.7	49.7
9/10/2024	18:01	49.9		51.2	48.5
9/10/2024	18:06	51.9		53.3	50.4
9/10/2024	18:11	52.1	52.6	53.6	50.7
9/10/2024	18:16	53.2		54.6	51.3
9/10/2024	18:21	53.6		55.0	51.2
9/10/2024	18:26	54.0		55.6	52.0
9/10/2024	18:31	53.9		56.2	51.5
9/10/2024	18:36	53.5		55.3	51.5
9/10/2024	18:41	54.4	54.1	56.6	51.7
9/10/2024	18:46	53.6		55.5	51.4
9/10/2024	18:51	54.7		56.6	52.7
9/10/2024	18:56	54.6		56.4	52.3
		Mean	48.1		
		Maximum	58.9		
		Minimum	46.0		

Station: CM23a

Date	Start Time	Leq (5mins)	Leq (30mins)	L10 (5mins)	L90 (5mins)
10/10/2024	7:01	63.4		68.3	50.0
10/10/2024	7:06	59.7		63.0	51.2
10/10/2024	7:11	58.5		63.2	50.8
10/10/2024	7:16	59.3	59.8	61.7	49.5
10/10/2024	7:21	56.8		60.0	52.0
10/10/2024	7:26	57.2		60.7	52.7
10/10/2024	7:31	60.1		63.2	55.1
10/10/2024	7:36	58.6		61.3	54.0
10/10/2024	7:41	59.9		63.1	53.5
10/10/2024	7:46	57.5	58.8	60.5	52.7
10/10/2024	7:51	58.6		62.2	53.4
10/10/2024	7:56	57.6		60.9	52.8
10/10/2024	8:01	58.5		61.9	52.7
10/10/2024	8:06	58.3		62.8	51.7
10/10/2024	8:11	58.6		62.5	52.5
10/10/2024	8:16	58.2	58.9	62.1	50.8
10/10/2024	8:21	57.9		61.5	52.7
10/10/2024	8:26	61.0		63.4	50.7
10/10/2024	8:31	63.8		68.0	53.4
10/10/2024	8:36	57.0		60.3	52.8
10/10/2024	8:41	59.3		62.5	53.8
10/10/2024	8:46	59.4	59.8	62.0	55.4
10/10/2024	8:51	56.8		59.3	53.7
10/10/2024	8:56	58.3		61.4	53.2
10/10/2024	9:01	58.0		60.7	55.1
10/10/2024	9:06	56.6		58.6	54.1
10/10/2024	9:11	57.8	57.8	60.1	54.0
10/10/2024	9:16	57.7		59.3	55.7
10/10/2024	9:21	58.7		60.9	56.3
10/10/2024	9:26	57.6		59.0	55.7
10/10/2024	9:31	56.9		58.4	55.5
10/10/2024	9:36	57.5		59.2	55.3
10/10/2024	9:41	60.0	61.4	62.0	57.1
10/10/2024	9:46	60.9		62.8	58.5
10/10/2024	9:51	60.4		62.1	57.9
10/10/2024	9:56	66.0		67.5	57.6
10/10/2024	10:01	58.9		60.3	57.1
10/10/2024	10:06	59.7		60.8	57.3
10/10/2024	10:11	59.3	59.6	61.3	56.9
10/10/2024	10:16	59.7		61.1	57.5
10/10/2024	10:21	59.9		61.6	58.1
10/10/2024	10:26	59.9		61.6	58.1
10/10/2024	10:31	60.0		61.3	58.2
10/10/2024	10:36	59.5		60.7	58.0
10/10/2024	10:41	59.6	59.8	61.0	58.2
10/10/2024	10:46	59.6		61.0	57.8
10/10/2024	10:51	59.5		60.7	58.0
10/10/2024	10:56	60.4		62.1	58.2
10/10/2024	11:01	58.2		60.6	54.9
10/10/2024	11:06	59.5		62.1	56.0
10/10/2024	11:11	57.2	58.6	58.5	55.3
10/10/2024	11:16	60.4		62.9	56.4
10/10/2024	11:21	58.6		60.8	54.8
10/10/2024	11:26	56.7		58.8	54.5
10/10/2024	11:31	60.5		63.6	57.0
10/10/2024	11:36	59.5		62.2	56.0
10/10/2024	11:41	58.8	59.6	61.3	55.4
10/10/2024	11:46	58.6		60.9	55.8
10/10/2024	11:51	60.9		63.6	56.7
10/10/2024	11:56	58.5		61.1	55.0
10/10/2024	12:01	60.3		63.1	55.9
10/10/2024	12:06	60.1		62.3	56.3
10/10/2024	12:11	58.2	59.6	60.0	55.9
10/10/2024	12:16	58.9		61.5	55.7
10/10/2024	12:21	58.3		61.4	55.4
10/10/2024	12:26	61.0		63.9	56.0
10/10/2024	12:31	60.3		62.9	55.1
10/10/2024	12:36	61.6		64.5	56.6
10/10/2024	12:41	62.7	60.7	66.6	56.1
10/10/2024	12:46	58.5		61.7	54.6
10/10/2024	12:51	59.6		62.8	54.4
10/10/2024	12:56	60.4		63.9	55.2
10/10/2024	13:01	60.4		63.5	56.0
10/10/2024	13:06	61.7		64.3	57.1
10/10/2024	13:11	58.9	60.0	61.9	55.3
10/10/2024	13:16	60.7		64.0	56.6
10/10/2024	13:21	59.0		61.3	54.4
10/10/2024	13:26	58.2		61.0	55.0
10/10/2024	13:31	59.5		62.0	54.9
10/10/2024	13:36	57.0		59.0	54.4
10/10/2024	13:41	56.4	59.3	58.5	54.1
10/10/2024	13:46	58.5		61.1	55.1
10/10/2024	13:51	61.1		64.0	56.3
10/10/2024	13:56	60.9		63.0	56.4
10/10/2024	14:01	63.1		66.3	56.6
10/10/2024	14:06	60.2		63.0	56.7
10/10/2024	14:11	59.0	61.8	61.6	55.3
10/10/2024	14:16	61.8		64.9	55.3
10/10/2024	14:21	61.6		64.9	56.6
10/10/2024	14:26	63.3		67.2	58.2
10/10/2024	14:31	65.1		68.5	59.0
10/10/2024	14:36	59.7		62.8	55.6
10/10/2024	14:41	63.8	62.4	67.5	55.9
10/10/2024	14:46	62.1		65.5	55.3
10/10/2024	14:51	60.8		63.7	56.6
10/10/2024	14:56	59.9		62.7	55.1
10/10/2024	15:01	58.4		60.5	55.5
10/10/2024	15:06	59.5		62.2	55.0
10/10/2024	15:11	63.7	61.2	67.0	57.4
10/10/2024	15:16	58.7		60.9	56.0
10/10/2024	15:21	62.2		65.4	56.9
10/10/2024	15:26	61.9		64.7	57.6
10/10/2024	15:31	58.5		60.6	55.8
10/10/2024	15:36	60.1		62.7	56.1
10/10/2024	15:41	61.5	61.5	64.7	56.1
10/10/2024	15:46	58.1		60.8	54.7
10/10/2024	15:51	63.9		65.9	57.0
10/10/2024	15:56	63.3		65.9	57.5
10/10/2024	16:01	60.6		64.3	55.9
10/10/2024	16:06	60.5		63.9	55.1
10/10/2024	16:11	60.9	61.3	64.4	55.6
10/10/2024	16:16	63.2		66.2	57.7
10/10/2024	16:21	60.0		63.7	55.1
10/10/2024	16:26	61.9		65.9	55.9
10/10/2024	16:31	62.0		65.3	58.0
10/10/2024	16:36	57.8		60.7	54.2
10/10/2024	16:41	59.2	61.5	61.9	54.5
10/10/2024	16:46	58.9		61.3	55.9
10/10/2024	16:51	62.2		65.6	56.8
10/10/2024	16:56	64.7		67.8	58.8
10/10/2024	17:01	61.5		65.1	56.0
10/10/2024	17:06	62.3		65.6	57.3
10/10/2024	17:11	62.0	62.1	64.5	57.8
10/10/2024	17:16	63.4		66.8	57.5
10/10/2024	17:21	61.7		64.0	57.6
10/10/2024	17:26	61.7		65.1	56.7
10/10/2024	17:31	63.3		66.2	57.8
10/10/2024	17:36	60.5		63.6	55.1
10/10/2024	17:41	62.6	62.1	65.4	57.0
10/10/2024	17:46	62.4		65.1	55.5
10/10/2024	17:51	61.4		64.5	56.1
10/10/2024	17:56	62.0		65.7	55.3
10/10/2024	18:01	56.9		58.5	53.7
10/10/2024	18:06	58.2		60.2	53.9
10/10/2024	18:11	59.3	59.1	62.2	54.9
10/10/2024	18:16	60.1		63.1	54.6
10/10/2024	18:21	57.3		59.2	54.9
10/10/2024	18:26	61.2		63.6	57.0
10/10/2024	18:31	57.9		59.6	55.6
10/10/2024	18:36	58.2		60.3	55.7
10/10/2024	18:41	58.4	58.1	60.5	55.6
10/10/2024	18:46	58.0		60.1	55.1
10/10/2024	18:51	58.6		61.0	54.9
10/10/2024	18:56	57.1		58.8	54.3
		Mean	60.2		
		Maximum	62.4		
		Minimum	57.8		

Date	Start Time	Leq (5mins)	Leq (30mins)	L10 (5mins)	L90 (5mins)
11/10/2024	7:01	56.5		59.4	51.2
11/10/2024	7:06	54.5		56.7	50.3
11/10/2024	7:11	53.8		57.1	49.4
11/10/2024	7:16	52.9	55.3	55.3	49.3
11/10/2024	7:21	54.4		57.2	49.0
11/10/2024	7:26	57.7		60.9	52.9
11/10/2024	7:31	60.1		63.0	55.8
11/10/2024	7:36	56.6		59.5	51.7
11/10/2024	7:41	57.4	57.9	60.1	53.4
11/10/2024	7:46	58.6		61.8	52.8
11/10/2024	7:51	57.0		60.5	51.6
11/10/2024	7:56	56.5		58.9	52.8
11/10/2024	8:01	58.3		61.9	53.3
11/10/2024	8:06	57.2		59.9	52.6
11/10/2024	8:11	57.7	58.0	60.7	53.3
11/10/2024	8:16	58.0		60.4	54.1
11/10/2024	8:21	58.2		61.2	53.9
11/10/2024	8:26	58.6		61.8	53.4
11/10/2024	8:31	57.3		60.1	52.8
11/10/2024	8:36	58.0		60.4	53.8
11/10/2024	8:41	57.9	58.4	60.4	54.0
11/10/2024	8:46	59.3		61.7	52.7
11/10/2024	8:51	57.5		60.5	52.6
11/10/2024	8:56	59.8		62.7	55.2
11/10/2024	9:01	59.2		62.1	55.0
11/10/2024	9:06	59.4		62.7	54.5
11/10/2024	9:11	61.8	60.4	64.7	56.8
11/10/2024	9:16	61.3		63.1	56.1
11/10/2024	9:21	59.8		62.6	54.8
11/10/2024	9:26	60.2		62.6	56.6
11/10/2024	9:31	58.5		61.0	54.9
11/10/2024	9:36	60.3		63.0	55.0
11/10/2024	9:41	58.3	58.9	60.9	53.6
11/10/2024	9:46	56.5		58.9	52.8
11/10/2024	9:51	60.2		62.7	55.8
11/10/2024	9:56	58.2		60.8	53.5
11/10/2024	10:01	58.7		61.9	52.6
11/10/2024	10:06	60.4		63.5	56.0
11/10/2024	10:11	60.2	59.5	63.2	54.9
11/10/2024	10:16	60.0		62.3	55.4
11/10/2024	10:21	57.7		60.6	53.7
11/10/2024	10:26	59.3		62.3	55.2
11/10/2024	10:31	60.0		63.0	55.4
11/10/2024	10:36	56.5		59.2	52.8
11/10/2024	10:41	58.6	58.7	61.8	53.4
11/10/2024	10:46	58.2		60.5	53.3
11/10/2024	10:51	59.1		62.0	55.0
11/10/2024	10:56	59.3		62.4	54.7
11/10/2024	11:01	59.2		62.5	54.2
11/10/2024	11:06	59.7		63.3	54.7
11/10/2024	11:11	58.6	57.9	62.1	51.9
11/10/2024	11:16	55.1		57.4	51.7
11/10/2024	11:21	55.7		57.6	52.6
11/10/2024	11:26	56.9		59.6	52.3
11/10/2024	11:31	57.2		60.0	52.2
11/10/2024	11:36	58.4		61.3	54.0
11/10/2024	11:41	56.1	56.7	58.6	52.0
11/10/2024	11:46	55.2		57.9	50.5
11/10/2024	11:51	55.8		58.8	51.1
11/10/2024	11:56	57.0		60.0	50.7
11/10/2024	12:01	58.0		60.7	53.8
11/10/2024	12:06	58.5		61.4	53.8
11/10/2024	12:11	60.0	58.2	63.1	53.4
11/10/2024	12:16	57.9		60.4	52.5
11/10/2024	12:21	57.5		59.7	52.7
11/10/2024	12:26	56.4		59.1	52.5
11/10/2024	12:31	57.9		60.4	54.3
11/10/2024	12:36	58.3		60.9	52.8
11/10/2024	12:41	61.3	59.6	63.3	55.9
11/10/2024	12:46	60.2		62.4	53.5
11/10/2024	12:51	58.3		60.5	54.8
11/10/2024	12:56	60.2		63.3	55.2
11/10/2024	13:01	58.3		61.0	54.0
11/10/2024	13:06	59.6		62.5	54.6
11/10/2024	13:11	59.8	58.5	62.2	54.7
11/10/2024	13:16	57.7		60.6	53.8
11/10/2024	13:21	58.7		62.3	52.3
11/10/2024	13:26	55.9		58.8	51.7
11/10/2024	13:31	54.5		57.6	49.4
11/10/2024	13:36	58.1		61.7	51.6
11/10/2024	13:41	56.5	56.2	59.0	51.2
11/10/2024	13:46	58.2		62.2	52.0
11/10/2024	13:51	54.2		57.0	50.9
11/10/2024	13:56	53.6		56.2	50.6
11/10/2024	14:01	55.8		58.5	52.4
11/10/2024	14:06	55.6		58.5	51.8
11/10/2024	14:11	56.0	56.1	57.4	51.0
11/10/2024	14:16	57.6		60.2	54.0
11/10/2024	14:21	54.2		56.3	51.8
11/10/2024	14:26	56.8		58.9	53.3
11/10/2024	14:31	58.3		61.2	52.8
11/10/2024	14:36	57.9		60.5	54.4
11/10/2024	14:41	57.5	58.6	59.6	54.1
11/10/2024	14:46	59.2		61.8	54.9
11/10/2024	14:51	59.6		61.9	54.4
11/10/2024	14:56	58.5		61.2	54.8
11/10/2024	15:01	58.2		60.4	55.0
11/10/2024	15:06	57.7		60.1	54.4
11/10/2024	15:11	56.0	56.4	58.2	53.0
11/10/2024	15:16	56.2		58.6	52.5
11/10/2024	15:21	55.3		56.9	52.1
11/10/2024	15:26	53.6		55.4	51.3
11/10/2024	15:31	53.7		55.6	51.2
11/10/2024	15:36	54.2		56.0	51.5
11/10/2024	15:41	55.2	57.9	56.7	51.5
11/10/2024	15:46	54.8		57.1	51.2
11/10/2024	15:51	57.7		57.8	51.2
11/10/2024	15:56	63.0		64.5	50.7
11/10/2024	16:01	60.5		61.4	51.6
11/10/2024	16:06	53.7		55.8	51.2
11/10/2024	16:11	51.9	56.2	55.3	51.0
11/10/2024	16:16	55.7		56.5	54.7
11/10/2024	16:21	54.9		55.5	54.3
11/10/2024	16:26	55.1		55.7	54.5
11/10/2024	16:31	55.2		55.8	54.6
11/10/2024	16:36	55.6		56.2	54.8
11/10/2024	16:41	54.9	54.5	55.4	54.4
11/10/2024	16:46	55.1		55.7	54.5
11/10/2024	16:51	52.5		55.0	49.8
11/10/2024	16:56	52.7		54.7	50.0
11/10/2024	17:01	55.2		56.1	54.4
11/10/2024	17:06	54.8		55.5	54.1
11/10/2024	17:11	55.0	54.9	55.7	54.3
11/10/2024	17:16	55.3		56.1	54.6
11/10/2024	17:21	55.0		55.6	54.5
11/10/2024	17:26	54.0		55.5	50.0
11/10/2024	17:31	51.5		52.9	49.6
11/10/2024	17:36	54.1		55.3	50.1
11/10/2024	17:41	54.4	53.7	54.9	53.8
11/10/2024	17:46	54.0		54.5	53.6
11/10/2024	17:51	54.0		54.7	53.4
11/10/2024	17:56	53.6		54.8	49.7
11/10/2024	18:01	49.0		50.7	46.9
11/10/2024	18:06	54.0		55.7	49.6
11/10/2024	18:11	54.4	53.4	55.0	53.7
11/10/2024	18:16	54.4		55.2	53.7
11/10/2024	18:21	54.2		54.8	53.6
11/10/2024	18:26	51.9		54.5	48.3
11/10/2024	18:31	51.7		55.4	48.4
11/10/2024	18:36	49.8		52.5	47.5
11/10/2024	18:41	54.0	53.3	54.6	53.2
11/10/2024	18:46	54.6		55.4	53.7
11/10/2024	18:51	54.2		55.2	53.5
11/10/2024	18:56	53.6		54.2	53.0
		Mean	57.0		
		Maximum	60.4		
		Minimum	53.3		

Station: CM23a

Date	Start Time	Leq (5mins)	Leq (30mins)	L10 (5mins)	L90 (5mins)
12/10/2024	7:01	41.8		42.2	41.4
12/10/2024	7:06	51.3		53.7	41.6
12/10/2024	7:11	54.6	49.6	55.5	53.8
12/10/2024	7:16	48.3		54.5	41.6
12/10/2024	7:21	42.8		43.8	41.9
12/10/2024	7:26	42.0		42.4	41.6
12/10/2024	7:31	48.6		52.8	41.5
12/10/2024	7:36	54.3		55.5	53.7
12/10/2024	7:41	51.8	49.7	55.7	42.1
12/10/2024	7:46	41.9		42.3	41.5
12/10/2024	7:51	42.2		42.9	41.7
12/10/2024	7:56	45.2		51.6	41.3
12/10/2024	8:01	53.9		54.5	53.1
12/10/2024	8:06	53.9		56.0	41.5
12/10/2024	8:11	42.0	50.6	42.4	41.5
12/10/2024	8:16	43.0		44.7	41.7
12/10/2024	8:21	42.4		43.0	41.8
12/10/2024	8:26	51.7		53.8	42.6
12/10/2024	8:31	55.0		56.1	53.9
12/10/2024	8:36	43.1		45.5	41.4
12/10/2024	8:41	42.4	50.7	43.0	41.9
12/10/2024	8:46	42.2		43.1	41.4
12/10/2024	8:51	48.2		53.0	41.1
12/10/2024	8:56	54.2		54.6	53.8
12/10/2024	9:01	51.1		55.5	41.4
12/10/2024	9:06	41.5		41.7	41.2
12/10/2024	9:11	41.4	50.4	41.7	41.0
12/10/2024	9:16	45.1		51.7	41.0
12/10/2024	9:21	54.2		55.0	53.2
12/10/2024	9:26	53.2		55.4	43.1
12/10/2024	9:31	43.0		44.0	42.2
12/10/2024	9:36	42.3		43.6	41.3
12/10/2024	9:41	41.6	49.5	42.0	41.1
12/10/2024	9:46	52.8		54.2	41.4
12/10/2024	9:51	54.4		55.7	42.2
12/10/2024	9:56	41.5		41.8	41.1
12/10/2024	10:01	41.7		42.6	41.1
12/10/2024	10:06	41.2		41.6	40.8
12/10/2024	10:11	45.9	49.7	52.2	41.5
12/10/2024	10:16	54.3		55.5	53.2
12/10/2024	10:21	53.1		55.6	41.4
12/10/2024	10:26	42.1		42.3	41.3
12/10/2024	10:31	41.8		42.1	41.4
12/10/2024	10:36	41.9		42.5	41.4
12/10/2024	10:41	50.6	51.0	53.7	41.6
12/10/2024	10:46	53.6		56.4	49.8
12/10/2024	10:51	53.3		56.1	50.0
12/10/2024	10:56	52.3		54.3	49.3
12/10/2024	11:01	51.8		53.4	49.2
12/10/2024	11:06	51.0		52.8	48.7
12/10/2024	11:11	52.5	51.9	54.2	50.2
12/10/2024	11:16	52.7		54.6	49.9
12/10/2024	11:21	51.7		53.6	49.9
12/10/2024	11:26	51.6		53.4	49.6
12/10/2024	11:31	53.1		55.2	49.6
12/10/2024	11:36	52.5		54.7	49.6
12/10/2024	11:41	52.8	56.5	55.2	49.5
12/10/2024	11:46	59.2		60.4	57.4
12/10/2024	11:51	58.2		59.4	57.1
12/10/2024	11:56	57.7		58.6	57.1
12/10/2024	12:01	52.4		54.0	51.1
12/10/2024	12:06	54.3		57.2	50.9
12/10/2024	12:11	57.4	55.9	57.7	57.0
12/10/2024	12:16	57.7		58.1	57.3
12/10/2024	12:21	57.7		58.2	57.3
12/10/2024	12:26	52.0		52.7	51.3
12/10/2024	12:31	53.7		56.5	51.3
12/10/2024	12:36	57.3		57.7	56.6
12/10/2024	12:41	57.7	56.2	58.0	57.3
12/10/2024	12:46	58.1		58.5	57.7
12/10/2024	12:51	52.9		53.7	51.9
12/10/2024	12:56	54.8		57.4	51.7
12/10/2024	13:01	57.7		58.7	56.8
12/10/2024	13:06	58.4		59.3	57.5
12/10/2024	13:11	57.6	56.7	57.9	57.3
12/10/2024	13:16	55.5		57.8	51.1
12/10/2024	13:21	52.4		54.2	50.5
12/10/2024	13:26	56.5		57.6	52.1
12/10/2024	13:31	57.9		58.4	57.3
12/10/2024	13:36	58.7		59.5	57.9
12/10/2024	13:41	58.2	57.8	58.9	57.4
12/10/2024	13:46	58.7		59.4	57.9
12/10/2024	13:51	56.0		57.9	53.5
12/10/2024	13:56	56.4		57.9	54.0
12/10/2024	14:01	59.4		60.0	58.6
12/10/2024	14:06	59.6		60.3	58.9
12/10/2024	14:11	59.7	58.6	60.5	58.8
12/10/2024	14:16	59.3		60.3	58.2
12/10/2024	14:21	56.5		58.7	53.7
12/10/2024	14:26	55.0		55.9	53.8
12/10/2024	14:31	58.4		59.2	57.5
12/10/2024	14:36	59.1		59.7	58.4
12/10/2024	14:41	59.4	58.1	60.6	58.4
12/10/2024	14:46	57.8		59.3	54.1
12/10/2024	14:51	55.0		56.4	53.2
12/10/2024	14:56	57.7		59.2	53.9
12/10/2024	15:01	59.4		60.3	58.4
12/10/2024	15:06	59.4		60.6	58.4
12/10/2024	15:11	58.6	58.4	59.3	57.9
12/10/2024	15:16	56.9		58.9	54.5
12/10/2024	15:21	56.6		58.3	54.7
12/10/2024	15:26	58.8		59.8	58.0
12/10/2024	15:31	58.9		59.5	58.3
12/10/2024	15:36	58.8		59.8	57.6
12/10/2024	15:41	58.6	58.6	59.7	54.9
12/10/2024	15:46	57.8		59.8	54.5
12/10/2024	15:51	58.6		59.3	57.5
12/10/2024	15:56	58.9		59.9	58.1
12/10/2024	16:01	58.9		59.9	58.1
12/10/2024	16:06	58.5		59.3	57.6
12/10/2024	16:11	58.6	58.0	59.5	57.5
12/10/2024	16:16	57.2		58.4	53.4
12/10/2024	16:21	55.5		56.9	53.5
12/10/2024	16:26	58.6		60.2	55.4
12/10/2024	16:31	60.1		61.3	58.8
12/10/2024	16:36	59.2		60.3	58.3
12/10/2024	16:41	58.8	58.3	59.4	57.9
12/10/2024	16:46	58.7		59.6	57.8
12/10/2024	16:51	55.0		56.6	52.9
12/10/2024	16:56	56.3		58.4	53.1
12/10/2024	17:01	58.9		59.6	58.2
12/10/2024	17:06	59.4		60.3	58.5
12/10/2024	17:11	59.3	58.7	60.1	58.4
12/10/2024	17:16	59.1		60.1	58.1
12/10/2024	17:21	59.0		60.2	57.5
12/10/2024	17:26	55.7		57.6	53.7
12/10/2024	17:31	57.6		59.1	55.3
12/10/2024	17:36	59.0		59.7	58.2
12/10/2024	17:41	59.0	58.5	59.8	58.3
12/10/2024	17:46	58.6		59.3	58.1
12/10/2024	17:51	60.3		64.2	55.2
12/10/2024	17:56	54.9		56.2	53.3
12/10/2024	18:01	57.7		58.8	55.0
12/10/2024	18:06	58.5		59.2	57.9
12/10/2024	18:11	59.1	57.7	60.2	58.2
12/10/2024	18:16	57.4		59.5	53.5
12/10/2024	18:21	54.7		57.1	51.7
12/10/2024	18:26	57.6		58.4	56.5
12/10/2024	18:31	58.2		58.9	57.6
12/10/2024	18:36	59.7		61.0	58.5
12/10/2024	18:41	58.9	57.8	60.1	57.8
12/10/2024	18:46	55.5		58.2	52.4
12/10/2024	18:51	55.0		57.2	52.5
12/10/2024	18:56	57.8		58.3	57.2
		Mean	55.0		
		Maximum	58.7		
		Minimum	49.5		

Date	Start Time	Leq (5mins)	Leq (30mins)	L10 (5mins)	L90 (5mins)
13/10/2024	7:01	57.0		57.5	56.9
13/10/2024	7:06	45.4		46.1	44.8
13/10/2024	7:11	45.6	52.8	46.2	44.9
13/10/2024	7:16	46.1		47.0	45.2
13/10/2024	7:21	46.3		47.0	45.6
13/10/2024	7:26	56.9		57.3	56.3
13/10/2024	7:31	54.8		57.4	46.5
13/10/2024	7:36	46.3		47.0	45.4
13/10/2024	7:41	46.3	52.7	47.1	45.5
13/10/2024	7:46	45.4		46.0	44.9
13/10/2024	7:51	52.9		57.0	45.4
13/10/2024	7:56	56.9		57.2	56.6
13/10/2024	8:01	49.5		56.3	45.3
13/10/2024	8:06	46.3		47.3	45.5
13/10/2024	8:11	46.5	52.1	47.3	45.7
13/10/2024	8:16	47.0		48.0	45.8
13/10/2024	8:21	54.6		57.0	46.3
13/10/2024	8:26	56.6		57.3	56.4
13/10/2024	8:31	46.6		47.8	45.5
13/10/2024	8:36	46.4		47.3	45.5
13/10/2024	8:41	47.3	51.7	48.6	46.1
13/10/2024	8:46	47.8		49.3	46.0
13/10/2024	8:51	53.0		56.7	46.0
13/10/2024	8:56	56.9		57.2	56.5
13/10/2024	9:01	49.7		55.9	46.4
13/10/2024	9:06	47.3		48.1	46.5
13/10/2024	9:11	46.3	51.0	46.9	45.7
13/10/2024	9:16	46.5		47.2	45.9
13/10/2024	9:21	47.1		47.9	46.3
13/10/2024	9:26	56.7		57.5	55.3
13/10/2024	9:31	55.1		57.6	46.3
13/10/2024	9:36	46.4		47.0	45.6
13/10/2024	9:41	46.5	51.0	47.2	45.9
13/10/2024	9:46	46.5		47.3	45.8
13/10/2024	9:51	47.2		48.0	46.5
13/10/2024	9:56	53.9		57.0	46.5
13/10/2024	10:01	56.7		57.0	56.2
13/10/2024	10:06	47.3		48.3	46.1
13/10/2024	10:11	46.5	50.7	47.6	45.6
13/10/2024	10:16	46.3		47.2	45.5
13/10/2024	10:21	46.9		47.4	46.3
13/10/2024	10:26	46.7		47.4	46.0
13/10/2024	10:31	56.5		57.2	55.4
13/10/2024	10:36	54.4		56.9	46.1
13/10/2024	10:41	47.1	52.1	47.8	46.4
13/10/2024	10:46	47.9		48.7	46.8
13/10/2024	10:51	47.6		48.9	46.1
13/10/2024	10:56	48.7		49.9	46.6
13/10/2024	11:01	49.9		55.3	46.1
13/10/2024	11:06	57.1		57.5	56.7
13/10/2024	11:11	53.4	52.3	56.9	46.8
13/10/2024	11:16	48.5		50.4	46.6
13/10/2024	11:21	47.9		49.1	46.4
13/10/2024	11:26	48.1		49.2	46.8
13/10/2024	11:31	48.8		50.4	46.9
13/10/2024	11:36	50.1		52.9	46.9
13/10/2024	11:41	57.0	52.5	57.4	56.5
13/10/2024	11:46	54.1		57.0	47.5
13/10/2024	11:51	49.3		51.9	45.7
13/10/2024	11:56	47.4		49.3	45.1
13/10/2024	12:01	48.4		50.2	46.3
13/10/2024	12:06	48.8		50.8	46.5
13/10/2024	12:11	56.6	53.0	57.8	47.7
13/10/2024	12:16	56.3		57.7	47.0
13/10/2024	12:21	48.5		50.1	46.5
13/10/2024	12:26	49.4		51.9	46.8
13/10/2024	12:31	57.2		60.2	47.7
13/10/2024	12:36	52.1		54.9	46.8
13/10/2024	12:41	55.1	54.9	58.1	47.1
13/10/2024	12:46	57.0		57.6	55.9
13/10/2024	12:51	52.8		56.0	46.7
13/10/2024	12:56	52.2		54.4	47.2
13/10/2024	13:01	57.5		59.7	47.8
13/10/2024	13:06	54.4		57.6	47.7
13/10/2024	13:11	57.8	55.5	58.2	57.2
13/10/2024	13:16	57.0		60.6	47.9
13/10/2024	13:21	50.2		52.3	47.7
13/10/2024	13:26	50.3		52.3	47.9
13/10/2024	13:31	57.1		58.6	50.9
13/10/2024	13:36	58.2		58.7	57.7
13/10/2024	13:41	55.8	55.7	57.9	49.9
13/10/2024	13:46	50.8		52.6	48.7
13/10/2024	13:51	52.1		53.6	49.9
13/10/2024	13:56	56.0		59.5	51.0
13/10/2024	14:01	57.1		57.6	56.6
13/10/2024	14:06	57.3		59.1	51.7
13/10/2024	14:11	53.1	56.6	54.8	51.2
13/10/2024	14:16	54.9		56.3	53.3
13/10/2024	14:21	56.8		58.8	54.5
13/10/2024	14:26	58.5		59.3	57.6
13/10/2024	14:31	57.4		59.8	53.8
13/10/2024	14:36	55.5		56.9	53.7
13/10/2024	14:41	55.2	57.1	56.5	53.2
13/10/2024	14:46	58.4		59.2	57.4
13/10/2024	14:51	58.6		60.4	55.0
13/10/2024	14:56	56.4		58.0	53.9
13/10/2024	15:01	57.5		59.7	54.8
13/10/2024	15:06	57.4		59.0	54.6
13/10/2024	15:11	59.0	57.2	59.8	57.9
13/10/2024	15:16	57.2		60.1	53.9
13/10/2024	15:21	55.6		57.5	53.7
13/10/2024	15:26	55.6		57.0	53.8
13/10/2024	15:31	57.6		58.5	55.6
13/10/2024	15:36	58.8		59.8	57.9
13/10/2024	15:41	56.0	58.3	58.7	54.2
13/10/2024	15:46	56.9		58.2	54.2
13/10/2024	15:51	59.3		60.2	57.9
13/10/2024	15:56	59.9		60.4	59.1
13/10/2024	16:01	59.0		59.4	58.6
13/10/2024	16:06	60.0		61.6	59.0
13/10/2024	16:11	57.7	58.3	59.9	54.9
13/10/2024	16:16	56.8		58.2	55.4
13/10/2024	16:21	55.8		56.9	54.7
13/10/2024	16:26	59.1		60.0	57.0
13/10/2024	16:31	61.1		63.6	59.1
13/10/2024	16:36	57.9		59.7	56.0
13/10/2024	16:41	58.1	59.7	58.2	55.2
13/10/2024	16:46	60.4		62.8	58.8
13/10/2024	16:51	59.9		60.7	59.0
13/10/2024	16:56	59.9		60.6	59.0
13/10/2024	17:01	57.4		60.0	57.3
13/10/2024	17:06	56.3		57.3	54.9
13/10/2024	17:11	56.3	56.3	57.5	55.1
13/10/2024	17:16	56.2		57.5	54.3
13/10/2024	17:21	56.1		57.6	54.4
13/10/2024	17:26	55.4		56.7	54.0
13/10/2024	17:31	54.0		55.1	52.7
13/10/2024	17:36	52.9		53.8	52.1
13/10/2024	17:41	52.8	53.9	53.8	51.9
13/10/2024	17:46	54.1		55.6	52.6
13/10/2024	17:51	55.5		57.5	52.8
13/10/2024	17:56	53.7		55.7	52.0
13/10/2024	18:01	53.0		54.0	51.9
13/10/2024	18:06	52.2		53.1	51.0
13/10/2024	18:11	52.2	52.3	53.3	51.0
13/10/2024	18:16	51.6		52.6	50.7
13/10/2024	18:21	52.1		52.8	51.2
13/10/2024	18:26	52.3		53.4	51.1
13/10/2024	18:31	53.2		54.3	51.8
13/10/2024	18:36	51.9		52.9	50.8
13/10/2024	18:41	52.3	52.3	53.5	51.0
13/10/2024	18:46	52.3		53.5	50.8
13/10/2024	18:51	51.8		52.6	51.0
13/10/2024	18:56	52.0		53.0	50.9
		Mean	54.2		
		Maximum	59.7		
		Minimum	50.7		

Station: CM23a

Date	Start Time	Leq (5mins)	Leq (30mins)	L10 (5mins)	L90 (5mins)
14/10/2024	7:01	51.7		52.4	50.9
14/10/2024	7:06	51.9		52.5	51.0
14/10/2024	7:11	52.4		53.3	51.2
14/10/2024	7:16	53.1	52.4	53.5	52.6
14/10/2024	7:21	53.0		53.7	52.3
14/10/2024	7:26	52.2		52.9	51.5
14/10/2024	7:31	51.7		52.1	51.3
14/10/2024	7:36	51.5		51.8	51.2
14/10/2024	7:41	50.1		51.7	47.3
14/10/2024	7:46	49.6	51.0	51.4	47.1
14/10/2024	7:51	51.4		51.6	51.0
14/10/2024	7:56	51.2		51.5	50.9
14/10/2024	8:01	50.3		51.7	47.4
14/10/2024	8:06	48.4		50.6	47.1
14/10/2024	8:11	54.2		54.7	53.8
14/10/2024	8:16	54.1	52.3	54.4	53.8
14/10/2024	8:21	53.3		54.7	50.1
14/10/2024	8:26	50.5		53.4	49.2
14/10/2024	8:31	54.3		54.9	53.8
14/10/2024	8:36	53.9		54.1	53.7
14/10/2024	8:41	52.2		54.4	49.9
14/10/2024	8:46	53.0	53.8	54.6	50.1
14/10/2024	8:51	54.8		55.7	54.0
14/10/2024	8:56	54.2		54.9	53.6
14/10/2024	9:01	52.3		54.3	50.4
14/10/2024	9:06	56.1		57.4	53.3
14/10/2024	9:11	54.8	55.4	55.6	54.2
14/10/2024	9:16	56.4		57.4	53.4
14/10/2024	9:21	54.0		55.0	52.9
14/10/2024	9:26	57.3		57.9	56.5
14/10/2024	9:31	57.5		57.9	57.0
14/10/2024	9:36	53.2		53.8	52.7
14/10/2024	9:41	56.4	56.0	57.4	53.1
14/10/2024	9:46	57.3		57.6	56.9
14/10/2024	9:51	55.2		57.9	52.3
14/10/2024	9:56	55.2		57.1	52.1
14/10/2024	10:01	57.2		57.8	56.8
14/10/2024	10:06	56.1		57.4	53.0
14/10/2024	10:11	54.1	56.3	56.3	52.7
14/10/2024	10:16	57.4		57.8	56.9
14/10/2024	10:21	57.4		57.7	56.3
14/10/2024	10:26	53.9		55.2	53.0
14/10/2024	10:31	56.3		57.1	53.8
14/10/2024	10:36	57.1		57.6	56.7
14/10/2024	10:41	53.8	56.1	56.6	52.6
14/10/2024	10:46	55.6		57.0	53.1
14/10/2024	10:51	57.3		58.2	56.7
14/10/2024	10:56	55.5		57.7	53.0
14/10/2024	11:01	54.6		57.0	52.6
14/10/2024	11:06	57.0		58.3	55.5
14/10/2024	11:11	57.7	56.9	58.9	56.3
14/10/2024	11:16	58.1		59.4	56.5
14/10/2024	11:21	56.5		57.9	54.9
14/10/2024	11:26	57.0		58.4	55.1
14/10/2024	11:31	56.4		57.9	54.9
14/10/2024	11:36	56.8		58.6	55.1
14/10/2024	11:41	56.7	55.9	57.8	55.3
14/10/2024	11:46	56.0		56.7	54.9
14/10/2024	11:51	55.1		56.1	53.7
14/10/2024	11:56	53.4		54.4	52.2
14/10/2024	12:01	52.7		53.5	51.8
14/10/2024	12:06	53.2		54.1	52.1
14/10/2024	12:11	52.6	52.7	53.2	52.0
14/10/2024	12:16	52.6		53.5	51.9
14/10/2024	12:21	52.0		52.8	51.2
14/10/2024	12:26	53.0		54.0	52.0
14/10/2024	12:31	52.9		54.0	51.5
14/10/2024	12:36	53.3		54.0	52.4
14/10/2024	12:41	53.0	52.9	53.9	51.9
14/10/2024	12:46	52.6		53.3	51.9
14/10/2024	12:51	52.6		53.2	52.0
14/10/2024	12:56	53.0		53.8	52.2
14/10/2024	13:01	53.6		54.5	52.2
14/10/2024	13:06	53.3		55.1	52.1
14/10/2024	13:11	53.8	53.9	54.5	52.8
14/10/2024	13:16	54.3		55.2	53.3
14/10/2024	13:21	54.3		55.1	53.6
14/10/2024	13:26	53.9		54.6	53.0
14/10/2024	13:31	54.1		54.9	53.3
14/10/2024	13:36	55.2		57.1	53.1
14/10/2024	13:41	55.1	55.9	56.5	53.7
14/10/2024	13:46	56.3		57.4	54.9
14/10/2024	13:51	56.6		58.0	55.2
14/10/2024	13:56	57.2		58.5	55.5
14/10/2024	14:01	57.0		58.0	55.5
14/10/2024	14:06	56.5		58.1	54.6
14/10/2024	14:11	56.8	56.7	58.3	55.1
14/10/2024	14:16	57.2		58.6	55.6
14/10/2024	14:21	56.2		57.3	55.0
14/10/2024	14:26	56.7		58.1	55.1
14/10/2024	14:31	56.0		57.2	54.4
14/10/2024	14:36	56.3		57.8	54.4
14/10/2024	14:41	56.2	56.3	58.5	54.2
14/10/2024	14:46	55.6		56.7	54.6
14/10/2024	14:51	56.4		58.3	54.4
14/10/2024	14:56	57.0		58.1	55.8
14/10/2024	15:01	56.3		57.1	55.2
14/10/2024	15:06	56.6		58.0	55.0
14/10/2024	15:11	57.7	57.9	59.7	55.8
14/10/2024	15:16	59.2		60.8	56.7
14/10/2024	15:21	57.9		59.3	56.3
14/10/2024	15:26	58.7		60.2	56.6
14/10/2024	15:31	57.9		59.1	56.0
14/10/2024	15:36	58.5		60.1	56.5
14/10/2024	15:41	58.2	58.8	59.8	56.2
14/10/2024	15:46	61.5		64.2	57.0
14/10/2024	15:51	57.9		59.1	56.4
14/10/2024	15:56	57.3		58.3	55.9
14/10/2024	16:01	56.4		57.5	55.3
14/10/2024	16:06	56.7		57.6	55.7
14/10/2024	16:11	57.0	56.7	58.2	55.9
14/10/2024	16:16	57.0		58.1	55.8
14/10/2024	16:21	56.9		58.2	55.4
14/10/2024	16:26	56.4		57.5	55.3
14/10/2024	16:31	56.3		57.1	55.4
14/10/2024	16:36	56.5		57.3	55.6
14/10/2024	16:41	56.9	57.2	57.9	55.7
14/10/2024	16:46	57.9		59.0	56.2
14/10/2024	16:51	57.9		59.4	56.6
14/10/2024	16:56	57.6		58.4	56.7
14/10/2024	17:01	57.5		58.8	56.3
14/10/2024	17:06	57.0		58.0	55.4
14/10/2024	17:11	56.8	57.4	57.9	55.5
14/10/2024	17:16	57.6		59.5	55.6
14/10/2024	17:21	57.8		58.9	56.2
14/10/2024	17:26	57.8		58.9	56.4
14/10/2024	17:31	57.5		58.9	56.1
14/10/2024	17:36	56.7		57.8	55.5
14/10/2024	17:41	57.0	56.8	58.1	55.9
14/10/2024	17:46	56.8		57.8	55.5
14/10/2024	17:51	56.4		57.6	55.0
14/10/2024	17:56	56.3		57.7	54.8
14/10/2024	18:01	56.0		57.2	54.5
14/10/2024	18:06	55.3		56.5	54.0
14/10/2024	18:11	54.6	55.6	55.5	53.6
14/10/2024	18:16	55.1		56.3	53.7
14/10/2024	18:21	56.4		58.1	55.0
14/10/2024	18:26	56.1		57.1	54.8
14/10/2024	18:31	55.7		56.8	54.0
14/10/2024	18:36	57.6		60.0	54.8
14/10/2024	18:41	55.8	55.7	56.9	54.5
14/10/2024	18:46	55.2		56.2	54.1
14/10/2024	18:51	54.7		55.5	53.5
14/10/2024	18:56	54.6		55.7	53.4
		Mean	54.7		
		Maximum	56.9		
		Minimum	51.0		

Date	Start Time	Leq (5mins)	Leq (30mins)	L10 (5mins)	L90 (5mins)
15/10/2024	7:01	47.4		48.0	46.2
15/10/2024	7:06	48.6		49.1	48.3
15/10/2024	7:11	46.8	47.7	48.7	42.7
15/10/2024	7:16	44.8		47.1	43.4
15/10/2024	7:21	48.4		48.9	47.5
15/10/2024	7:26	49.1		49.7	48.6
15/10/2024	7:31	45.7		48.4	42.8
15/10/2024	7:36	46.4		48.3	44.3
15/10/2024	7:41	48.5	47.0	49.0	48.1
15/10/2024	7:46	48.6		49.1	48.1
15/10/2024	7:51	44.6		45.4	43.3
15/10/2024	7:56	47.0		48.0	44.8
15/10/2024	8:01	48.1		48.5	47.7
15/10/2024	8:06	47.5		48.6	44.0
15/10/2024	8:11	44.5	47.3	45.2	43.5
15/10/2024	8:16	47.7		48.2	47.0
15/10/2024	8:21	48.9		49.9	48.0
15/10/2024	8:26	46.0		48.5	43.3
15/10/2024	8:31	46.0		47.2	44.7
15/10/2024	8:36	48.0		48.6	47.3
15/10/2024	8:41	48.6	47.3	48.8	48.2
15/10/2024	8:46	44.2		44.9	43.2
15/10/2024	8:51	47.6		49.8	44.6
15/10/2024	8:56	48.0		48.5	47.6
15/10/2024	9:01	48.3		50.0	43.6
15/10/2024	9:06	43.4		44.1	42.7
15/10/2024	9:11	47.4	47.1	48.3	46.2
15/10/2024	9:16	48.5		48.9	48.1
15/10/2024	9:21	45.8		48.8	42.7
15/10/2024	9:26	47.2		49.4	42.8
15/10/2024	9:31	48.3		49.1	47.7
15/10/2024	9:36	48.8		49.2	48.4
15/10/2024	9:41	44.1	47.6	45.1	43.3
15/10/2024	9:46	47.1		48.5	44.7
15/10/2024	9:51	48.2		48.4	47.9
15/10/2024	9:56	47.9		48.8	44.9
15/10/2024	10:01	43.6		44.9	42.8
15/10/2024	10:06	47.7		48.6	45.0
15/10/2024	10:11	48.4	47.3	49.1	47.8
15/10/2024	10:16	47.7		49.6	43.8
15/10/2024	10:21	45.8		48.1	42.9
15/10/2024	10:26	48.7		49.2	48.1
15/10/2024	10:31	48.5		48.8	48.0
15/10/2024	10:36	46.1		48.9	43.7
15/10/2024	10:41	46.7	48.0	48.5	44.2
15/10/2024	10:46	50.0		50.2	48.1
15/10/2024	10:51	49.1		49.7	48.4
15/10/2024	10:56	46.2		47.4	45.0
15/10/2024	11:01	47.8		49.2	45.8
15/10/2024	11:06	48.9		49.3	48.4
15/10/2024	11:11	48.3	54.8	49.8	45.4
15/10/2024	11:16	46.2		47.1	45.2
15/10/2024	11:21	48.3		49.2	47.1
15/10/2024	11:26	61.7		67.0	44.8
15/10/2024	11:31	54.3		59.5	45.3
15/10/2024	11:36	51.8		53.3	45.7
15/10/2024	11:41	46.3	50.8	47.4	44.9
15/10/2024	11:46	49.1		50.5	46.0
15/10/2024	11:51	50.2		52.9	46.2
15/10/2024	11:56	48.9		50.6	45.7
15/10/2024	12:01	46.7		48.1	44.0
15/10/2024	12:06	47.2		48.6	44.5
15/10/2024	12:11	47.5	47.4	48.9	44.9
15/10/2024	12:16	47.4		49.1	45.9
15/10/2024	12:21	46.9		48.9	44.3
15/10/2024	12:26	48.3		49.9	45.4
15/10/2024	12:31	50.1		52.3	47.0
15/10/2024	12:36	49.3		51.3	46.9
15/10/2024	12:41	47.9	48.4	49.4	46.2
15/10/2024	12:46	48.1		49.9	46.3
15/10/2024	12:51	47.2		48.5	45.7
15/10/2024	12:56	47.1		48.2	45.9
15/10/2024	13:01	47.3		49.0	45.7
15/10/2024	13:06	47.4		48.4	46.3
15/10/2024	13:11	47.2	48.2	48.6	45.6
15/10/2024	13:16	47.7		49.1	46.3
15/10/2024	13:21	48.6		50.2	47.0
15/10/2024	13:26	50.2		52.1	47.8
15/10/2024	13:31	50.4		52.4	47.9
15/10/2024	13:36	51.3		53.2	47.9
15/10/2024	13:41	54.2	54.0	57.3	50.5
15/10/2024	13:46	57.1		59.7	49.5
15/10/2024	13:51	54.2		57.8	49.3
15/10/2024	13:56	53.4		57.0	49.6
15/10/2024	14:01	52.3		53.2	50.9
15/10/2024	14:06	52.2		53.3	50.8
15/10/2024	14:11	52.2	53.0	53.6	50.5
15/10/2024	14:16	53.7		55.8	50.6
15/10/2024	14:21	52.0		53.5	50.1
15/10/2024	14:26	54.7		56.4	52.2
15/10/2024	14:31	54.6		57.2	51.1
15/10/2024	14:36	54.7		56.4	52.5
15/10/2024	14:41	55.0	55.5	56.6	53.0
15/10/2024	14:46	56.0		57.4	54.3
15/10/2024	14:51	56.6		58.0	54.9
15/10/2024	14:56	55.7		56.9	54.3
15/10/2024	15:01	55.9		57.3	54.5
15/10/2024	15:06	55.9		57.1	54.4
15/10/2024	15:11	56.0	55.7	57.2	54.3
15/10/2024	15:16	55.1		56.2	53.4
15/10/2024	15:21	55.3		56.3	53.8
15/10/2024	15:26	55.9		57.3	54.6
15/10/2024	15:31	56.9		58.1	55.2
15/10/2024	15:36	57.2		59.2	55.1
15/10/2024	15:41	57.3	56.7	59.1	54.9
15/10/2024	15:46	56.8		59.1	53.8
15/10/2024	15:51	55.4		56.4	53.9
15/10/2024	15:56	56.6		58.0	54.8
15/10/2024	16:01	55.4		56.6	54.1
15/10/2024	16:06	56.0		57.5	54.4
15/10/2024	16:11	56.0	56.3	57.4	54.6
15/10/2024	16:16	56.9		58.6	54.4
15/10/2024	16:21	56.4		57.8	54.7
15/10/2024	16:26	57.1		58.2	55.1
15/10/2024	16:31	59.6		62.8	55.0
15/10/2024	16:36	58.5		61.0	55.6
15/10/2024	16:41	57.2	56.9	59.5	54.4
15/10/2024	16:46	54.8		58.2	53.1
15/10/2024	16:51	54.1		55.4	52.8
15/10/2024	16:56	53.9		55.7	52.5
15/10/2024	17:01	53.0		53.9	52.0
15/10/2024	17:06	52.4		53.4	51.2
15/10/2024	17:11	52.7	52.4	53.5	51.7
15/10/2024	17:16	52.8		54.4	51.3
15/10/2024	17:21	52.0		52.9	50.8
15/10/2024	17:26	51.4		52.7	50.0
15/10/2024	17:31	51.2		52.2	50.1
15/10/2024	17:36	50.6		51.5	49.5
15/10/2024	17:41	50.4	51.6	51.5	49.5
15/10/2024	17:46	51.4		53.1	50.1
15/10/2024	17:51	52.7		54.1	50.9
15/10/2024	17:56	52.8		54.2	51.1
15/10/2024	18:01	52.4		53.4	50.9
15/10/2024	18:06	54.3		55.6	51.6
15/10/2024	18:11	52.9	53.4	54.4	51.3
15/10/2024	18:16	53.3		55.0	51.3
15/10/2024	18:21	53.6		54.7	50.5
15/10/2024	18:26	53.6		56.5	50.7
15/10/2024	18:31	52.8		54.4	51.1
15/10/2024	18:36	52.7		55.1	50.6
15/10/2024	18:41	52.0	51.7	53.8	50.2
15/10/2024	18:46	50.2		51.1	49.2
15/10/2024	18:51	50.3		50.9	49.4
15/10/2024	18:56	51.4		53.2	50.1
		Mean	48.4		
		Maximum	54.8		
		Minimum	47.0		

Station: CM23a

Date	Start Time	Leq (5mins)	Leq (30mins)	L10 (5mins)	L90 (5mins)
16/10/2024	7:01	49.1	51.1	50.8	47.5
16/10/2024	7:06	50.3		51.9	48.0
16/10/2024	7:11	51.3		53.5	49.0
16/10/2024	7:16	52.1		53.9	49.6
16/10/2024	7:21	51.4		53.6	48.8
16/10/2024	7:26	51.5		53.5	48.6
16/10/2024	7:31	51.1	52.3	53.6	48.7
16/10/2024	7:36	53.5		56.1	49.8
16/10/2024	7:41	52.8		55.1	50.1
16/10/2024	7:46	53.0		56.1	49.4
16/10/2024	7:51	51.8		53.6	49.5
16/10/2024	7:56	50.7		53.2	47.5
16/10/2024	8:01	48.5	48.4	49.6	46.9
16/10/2024	8:06	48.3		49.6	46.7
16/10/2024	8:11	48.6		50.6	46.6
16/10/2024	8:16	48.3		49.7	46.4
16/10/2024	8:21	48.4		50.2	46.7
16/10/2024	8:26	48.0		49.4	46.6
16/10/2024	8:31	49.6	49.2	52.0	47.3
16/10/2024	8:36	48.2		50.0	46.0
16/10/2024	8:41	48.7		50.2	46.9
16/10/2024	8:46	49.1		51.1	47.3
16/10/2024	8:51	48.7		49.8	47.2
16/10/2024	8:56	50.5		52.9	47.6
16/10/2024	9:01	51.1	52.0	54.2	47.2
16/10/2024	9:06	52.8		54.9	49.9
16/10/2024	9:11	52.5		54.4	50.0
16/10/2024	9:16	52.1		54.8	48.9
16/10/2024	9:21	51.6		53.8	49.0
16/10/2024	9:26	51.8		53.8	48.2
16/10/2024	9:31	51.8	52.3	54.0	48.8
16/10/2024	9:36	53.8		55.9	50.1
16/10/2024	9:41	52.3		54.3	50.0
16/10/2024	9:46	52.4		53.9	49.2
16/10/2024	9:51	51.1		53.1	48.4
16/10/2024	9:56	51.6		53.6	48.8
16/10/2024	10:01	52.2	54.7	53.9	48.8
16/10/2024	10:06	54.1		56.6	50.6
16/10/2024	10:11	55.1		58.4	51.0
16/10/2024	10:16	54.8		57.0	51.1
16/10/2024	10:21	55.8		58.9	51.4
16/10/2024	10:26	55.2		57.6	51.8
16/10/2024	10:31	54.3	53.5	57.0	50.8
16/10/2024	10:36	54.1		57.1	51.2
16/10/2024	10:41	53.6		56.3	49.9
16/10/2024	10:46	51.8		52.9	50.3
16/10/2024	10:51	53.0		55.0	50.7
16/10/2024	10:56	53.8		56.3	50.8
16/10/2024	11:01	51.8	52.6	53.0	50.4
16/10/2024	11:06	52.5		53.5	51.0
16/10/2024	11:11	52.0		53.5	50.4
16/10/2024	11:16	53.1		54.3	51.7
16/10/2024	11:21	53.2		54.5	51.9
16/10/2024	11:26	52.6		53.5	51.5
16/10/2024	11:31	53.7	53.3	55.3	51.3
16/10/2024	11:36	52.2		53.4	51.1
16/10/2024	11:41	52.0		53.0	51.1
16/10/2024	11:46	52.8		53.7	51.6
16/10/2024	11:51	54.4		55.8	51.3
16/10/2024	11:56	54.0		55.6	51.9
16/10/2024	12:01	51.4	51.5	52.1	50.6
16/10/2024	12:06	51.1		51.7	50.4
16/10/2024	12:11	51.7		52.9	50.5
16/10/2024	12:16	51.4		52.2	50.6
16/10/2024	12:21	52.3		53.3	50.7
16/10/2024	12:26	51.2		52.9	49.8
16/10/2024	12:31	49.8	50.4	50.3	49.0
16/10/2024	12:36	50.9		52.7	49.3
16/10/2024	12:41	50.2		50.9	49.6
16/10/2024	12:46	50.6		51.3	49.8
16/10/2024	12:51	50.7		51.7	49.7
16/10/2024	12:56	50.4		50.9	49.9
16/10/2024	13:01	50.5	51.0	51.1	49.7
16/10/2024	13:06	50.6		51.6	49.5
16/10/2024	13:11	50.8		51.5	49.7
16/10/2024	13:16	51.2		52.0	50.3
16/10/2024	13:21	51.7		52.3	50.9
16/10/2024	13:26	51.3		52.1	50.5
16/10/2024	13:31	52.0	52.2	53.2	50.7
16/10/2024	13:36	52.5		54.0	50.9
16/10/2024	13:41	52.3		53.8	50.7
16/10/2024	13:46	51.8		52.4	50.6
16/10/2024	13:51	52.0		53.0	50.7
16/10/2024	13:56	52.5		53.7	51.4
16/10/2024	14:01	53.1	53.0	54.4	51.7
16/10/2024	14:06	53.3		54.2	52.0
16/10/2024	14:11	53.6		55.7	51.0
16/10/2024	14:16	52.6		53.6	51.6
16/10/2024	14:21	53.0		54.3	51.8
16/10/2024	14:26	52.6		53.4	51.7
16/10/2024	14:31	52.1	52.3	53.1	51.0
16/10/2024	14:36	51.9		52.9	50.9
16/10/2024	14:41	52.2		53.1	51.2
16/10/2024	14:46	53.0		55.3	50.7
16/10/2024	14:51	52.2		53.3	50.8
16/10/2024	14:56	52.6		54.0	51.0
16/10/2024	15:01	53.4	52.6	54.7	52.0
16/10/2024	15:06	52.2		53.0	51.3
16/10/2024	15:11	52.7		53.7	51.6
16/10/2024	15:16	52.3		53.4	51.2
16/10/2024	15:21	52.9		54.8	51.0
16/10/2024	15:26	52.2		53.5	50.9
16/10/2024	15:31	56.3	54.4	57.6	52.4
16/10/2024	15:36	53.5		55.1	51.1
16/10/2024	15:41	53.0		54.2	51.7
16/10/2024	15:46	55.3		56.7	52.4
16/10/2024	15:51	54.0		55.2	52.3
16/10/2024	15:56	53.5		55.2	51.6
16/10/2024	16:01	54.8	53.6	57.0	51.5
16/10/2024	16:06	55.0		57.4	51.5
16/10/2024	16:11	54.0		56.9	51.2
16/10/2024	16:16	52.3		53.4	51.1
16/10/2024	16:21	52.4		53.5	51.3
16/10/2024	16:26	52.2		53.3	50.9
16/10/2024	16:31	52.3	53.2	54.1	50.6
16/10/2024	16:36	52.7		54.4	51.1
16/10/2024	16:41	52.4		52.9	51.2
16/10/2024	16:46	52.4		53.2	51.3
16/10/2024	16:51	54.1		55.4	52.1
16/10/2024	16:56	54.5		55.8	53.3
16/10/2024	17:01	54.3		55.2	53.2
16/10/2024	17:06	54.6		55.1	52.9
16/10/2024	17:11	55.1		55.5	52.5
16/10/2024	17:16	57.4		60.9	52.8
16/10/2024	17:21	54.0		55.0	52.7
		Mean	51.9		
		Maximum	54.7		
		Minimum	48.4		

Summary of Noise Monitoring Results during 07:00 - 19:00 at CM23a	
	Leq (30mins)
Mean	52.6
Maximum	62.4
Minimum	40.1

Note:
1. The Leq (5mins) values within the time slots that do not have six consecutive Leq (5mins) values are not included in calculation of Leq (30mins).
2. Short periods of data gaps in tables are due to suspension of monitoring during replacement of batteries for the sound level meter.

Station: CM23a

Date	Start Time	Leq (5mins)	Leq (30mins)	L10 (5mins)	L90 (5mins)
2/10/2024	19:02	64.2		67.6	49.5
2/10/2024	19:07	56.5		60.1	45.5
2/10/2024	19:12	53.8	62.7	73.6	44.4
2/10/2024	19:17	47.0		49.1	45.0
2/10/2024	19:22	52.8		54.3	43.8
2/10/2024	19:27	68.8		71.3	44.8
2/10/2024	19:32	47.7		50.6	43.9
2/10/2024	19:37	49.4		49.6	47.4
2/10/2024	19:42	49.3	48.7	49.7	47.7
2/10/2024	19:47	48.7		49.7	47.6
2/10/2024	19:52	48.8		49.7	47.8
2/10/2024	19:57	47.9		49.7	44.2
2/10/2024	20:02	47.8		48.5	46.6
2/10/2024	20:07	48.8		49.9	47.3
2/10/2024	20:12	49.3	52.9	50.4	47.7
2/10/2024	20:17	56.5		57.9	47.7
2/10/2024	20:22	54.4		55.8	47.8
2/10/2024	20:27	53.3		59.5	47.5
2/10/2024	20:32	53.8		56.2	49.6
2/10/2024	20:37	52.9		62.4	47.3
2/10/2024	20:42	48.7	50.8	49.8	47.4
2/10/2024	20:47	48.3		48.8	47.5
2/10/2024	20:52	48.8		49.9	47.5
2/10/2024	20:57	48.3		49.1	47.4
2/10/2024	21:02	48.4		49.0	47.6
2/10/2024	21:07	45.7		48.0	43.1
2/10/2024	21:12	44.6	52.3	45.7	43.4
2/10/2024	21:17	45.4		47.0	43.5
2/10/2024	21:22	55.9		57.4	43.9
2/10/2024	21:27	56.7		60.4	44.1
2/10/2024	21:32	46.1		47.4	44.4
2/10/2024	21:37	48.0		48.9	43.6
2/10/2024	21:42	47.2	47.8	49.3	44.5
2/10/2024	21:47	48.0		51.1	44.8
2/10/2024	21:52	48.7		51.3	45.0
2/10/2024	21:57	48.4		51.2	44.8
2/10/2024	22:02	46.6		48.8	44.1
2/10/2024	22:07	52.0		55.2	45.0
2/10/2024	22:12	49.5	50.3	52.8	45.2
2/10/2024	22:17	52.0		54.5	46.1
2/10/2024	22:22	49.6		52.5	45.5
2/10/2024	22:27	49.9		52.5	44.7
2/10/2024	22:32	53.3		56.2	44.2
2/10/2024	22:37	46.9		49.2	44.2
2/10/2024	22:42	47.0	49.1	48.5	44.0
2/10/2024	22:47	48.6		52.3	44.0
2/10/2024	22:52	46.1		47.8	44.0
2/10/2024	22:57	47.5		50.1	43.7
		Mean	51.8		
		Maximum	62.7		
		Minimum	47.8		

Date	Start Time	Leq (5mins)	Leq (30mins)	L10 (5mins)	L90 (5mins)
3/10/2024	19:02	55.4		56.7	48.9
3/10/2024	19:07	68.4		69.8	48.4
3/10/2024	19:12	49.4	64.8	52.0	48.4
3/10/2024	19:17	50.4		50.9	48.5
3/10/2024	19:22	48.7		49.2	48.3
3/10/2024	19:27	70.3		73.5	48.8
3/10/2024	19:32	50.0		51.9	48.5
3/10/2024	19:37	49.4		53.0	48.5
3/10/2024	19:42	49.4	50.2	49.6	48.0
3/10/2024	19:47	48.8		49.4	48.2
3/10/2024	19:52	50.9		55.1	48.5
3/10/2024	19:57	51.9		55.5	48.3
3/10/2024	20:02	49.5		50.7	48.1
3/10/2024	20:07	48.7		49.1	48.2
3/10/2024	20:12	59.9	53.4	61.0	41.6
3/10/2024	20:17	45.6		47.9	40.9
3/10/2024	20:22	48.5		48.9	47.5
3/10/2024	20:27	48.9		49.5	48.3
3/10/2024	20:32	56.1		61.2	48.7
3/10/2024	20:37	49.7		51.1	48.8
3/10/2024	20:42	49.1	52.0	49.5	48.7
3/10/2024	20:47	49.7		50.4	48.6
3/10/2024	20:52	48.9		49.2	48.6
3/10/2024	20:57	53.0		54.1	46.4
3/10/2024	21:02	50.7		52.7	42.1
3/10/2024	21:07	47.3		48.9	45.8
3/10/2024	21:12	48.5	51.2	48.8	45.4
3/10/2024	21:17	56.8		58.7	43.3
3/10/2024	21:22	44.0		45.7	42.2
3/10/2024	21:27	45.6		48.1	42.5
3/10/2024	21:32	44.6		44.7	42.6
3/10/2024	21:37	46.4		48.2	42.6
3/10/2024	21:42	43.1	44.7	43.8	42.2
3/10/2024	21:47	42.4		43.0	41.9
3/10/2024	21:52	45.3		47.6	42.2
3/10/2024	21:57	45.4		46.5	42.5
3/10/2024	22:02	43.0		44.0	42.0
3/10/2024	22:07	42.8		43.9	41.8
3/10/2024	22:12	51.8	46.6	52.3	42.0
3/10/2024	22:17	42.5		43.3	41.8
3/10/2024	22:22	43.0		44.2	41.7
3/10/2024	22:27	46.5		50.9	41.8
3/10/2024	22:32	42.1		42.9	41.4
3/10/2024	22:37	42.4		43.3	41.1
3/10/2024	22:42	42.2	42.6	43.2	41.1
3/10/2024	22:47	42.5		43.5	41.5
3/10/2024	22:52	42.9		43.7	41.5
3/10/2024	22:57	43.6		44.3	41.7
		Mean	50.7		
		Maximum	64.8		
		Minimum	42.6		

Station: CM23a

Date	Start Time	Leq (5mins)	Leq (30mins)	L10 (5mins)	L90 (5mins)
4/10/2024	19:02	59.2		61.7	40.4
4/10/2024	19:07	49.7		52.8	40.1
4/10/2024	19:12	44.4	56.7	47.0	40.1
4/10/2024	19:17	50.7		54.9	41.4
4/10/2024	19:22	55.2		60.8	46.0
4/10/2024	19:27	61.5		63.7	46.0
4/10/2024	19:32	51.2		55.9	46.5
4/10/2024	19:37	54.1		57.2	47.1
4/10/2024	19:42	51.7	61.6	55.7	46.7
4/10/2024	19:47	56.9		61.4	46.9
4/10/2024	19:52	51.6		55.7	46.7
4/10/2024	19:57	68.7		69.3	47.0
4/10/2024	20:02	51.1		53.4	46.9
4/10/2024	20:07	58.5		60.3	47.8
4/10/2024	20:12	52.5	56.0	54.4	47.3
4/10/2024	20:17	60.9		63.1	47.1
4/10/2024	20:22	48.2		49.1	46.6
4/10/2024	20:27	48.4		49.8	47.1
4/10/2024	20:32	49.3		50.6	47.6
4/10/2024	20:37	59.2		60.9	47.0
4/10/2024	20:42	47.0	53.0	47.7	46.4
4/10/2024	20:47	48.2		49.6	46.9
4/10/2024	20:52	50.5		53.6	45.0
4/10/2024	20:57	46.4		48.9	43.8
4/10/2024	21:02	46.6		47.5	45.5
4/10/2024	21:07	48.1		49.8	45.8
4/10/2024	21:12	48.4	49.1	49.3	47.7
4/10/2024	21:17	52.5		53.7	47.6
4/10/2024	21:22	48.5		49.7	47.7
4/10/2024	21:27	47.9		48.3	47.3
4/10/2024	21:32	47.9		48.9	47.2
4/10/2024	21:37	43.8		45.7	41.9
4/10/2024	21:42	43.3	44.5	44.3	42.2
4/10/2024	21:47	42.7		43.6	41.5
4/10/2024	21:52	43.7		45.2	41.8
4/10/2024	21:57	42.8		44.1	41.7
4/10/2024	22:02	43.2		44.8	41.8
4/10/2024	22:07	43.0		44.3	41.4
4/10/2024	22:12	43.8	43.4	45.4	41.9
4/10/2024	22:17	42.4		43.3	41.3
4/10/2024	22:22	42.8		44.1	41.2
4/10/2024	22:27	44.7		46.9	41.5
4/10/2024	22:32	42.0		43.1	41.1
4/10/2024	22:37	42.9		44.0	41.5
4/10/2024	22:42	42.4	42.2	43.5	41.5
4/10/2024	22:47	41.9		42.7	41.0
4/10/2024	22:52	41.7		42.4	41.0
4/10/2024	22:57	42.0		43.0	41.1
		Mean	50.8		
		Maximum	61.6		
		Minimum	42.2		

Date	Start Time	Leq (5mins)	Leq (30mins)	L10 (5mins)	L90 (5mins)
5/10/2024	19:02	50.9		52.9	46.6
5/10/2024	19:07	50.6		54.8	44.9
5/10/2024	19:12	49.2	48.9	51.2	45.5
5/10/2024	19:17	46.2		47.5	44.7
5/10/2024	19:22	48.4		50.0	45.2
5/10/2024	19:27	45.7		46.7	44.6
5/10/2024	19:32	48.3		48.5	45.9
5/10/2024	19:37	48.3		49.5	47.3
5/10/2024	19:42	52.4	49.7	56.8	47.4
5/10/2024	19:47	48.7		50.1	47.2
5/10/2024	19:52	50.3		50.8	47.5
5/10/2024	19:57	48.7		49.5	47.4
5/10/2024	20:02	48.1		49.6	46.4
5/10/2024	20:07	47.0		47.6	46.1
5/10/2024	20:12	54.0	52.5	55.2	46.7
5/10/2024	20:17	56.4		58.6	46.4
5/10/2024	20:22	53.2		56.5	45.6
5/10/2024	20:27	46.5		47.8	45.3
5/10/2024	20:32	50.4		52.9	45.4
5/10/2024	20:37	55.7		58.5	46.2
5/10/2024	20:42	58.8	55.4	61.5	46.5
5/10/2024	20:47	56.3		60.6	46.1
5/10/2024	20:52	54.5		57.1	46.3
5/10/2024	20:57	51.4		54.9	46.3
5/10/2024	21:02	53.3		60.3	46.2
5/10/2024	21:07	46.7		47.5	46.1
5/10/2024	21:12	47.6	50.5	49.7	46.0
5/10/2024	21:17	46.5		47.6	45.5
5/10/2024	21:22	54.4		67.3	46.0
5/10/2024	21:27	46.3		46.9	45.7
5/10/2024	21:32	46.6		47.2	45.8
5/10/2024	21:37	47.1		48.5	45.6
5/10/2024	21:42	48.5	56.0	50.4	45.9
5/10/2024	21:47	56.4		60.3	45.6
5/10/2024	21:52	62.2		65.6	47.0
5/10/2024	21:57	50.2		50.7	45.5
5/10/2024	22:02	46.8		47.5	45.4
5/10/2024	22:07	46.5		47.7	45.6
5/10/2024	22:12	46.0	47.2	46.7	45.4
5/10/2024	22:17	48.1		49.1	45.6
5/10/2024	22:22	48.7		50.3	45.8
5/10/2024	22:27	46.1		46.9	44.9
5/10/2024	22:32	54.0		55.5	44.7
5/10/2024	22:37	47.1		49.0	44.6
5/10/2024	22:42	51.8	50.1	56.4	44.9
5/10/2024	22:47	45.3		46.2	44.6
5/10/2024	22:52	46.2		47.6	44.7
5/10/2024	22:57	49.0		50.5	44.6
		Mean	51.3		
		Maximum	56.0		
		Minimum	47.2		

Station: CM23a

Date	Start Time	Leq (5mins)	Leq (30mins)	L10 (5mins)	L90 (5mins)
6/10/2024	19:02	54.3		56.8	49.7
6/10/2024	19:07	52.2		54.2	46.8
6/10/2024	19:12	52.1	55.8	55.3	47.3
6/10/2024	19:17	57.5		58.1	48.0
6/10/2024	19:22	57.6		61.0	48.0
6/10/2024	19:27	57.4		59.9	46.8
6/10/2024	19:32	47.9		48.9	45.2
6/10/2024	19:37	48.7		49.2	46.1
6/10/2024	19:42	47.5	47.9	48.5	44.3
6/10/2024	19:47	47.6		48.5	44.9
6/10/2024	19:52	49.6		51.5	45.7
6/10/2024	19:57	45.2		46.2	44.3
6/10/2024	20:02	50.4		51.1	45.0
6/10/2024	20:07	49.7		52.7	44.9
6/10/2024	20:12	55.1	53.0	55.9	46.3
6/10/2024	20:17	53.1		54.7	46.6
6/10/2024	20:22	54.8		55.2	45.2
6/10/2024	20:27	52.2		54.0	45.1
6/10/2024	20:32	51.0		51.2	43.6
6/10/2024	20:37	55.8		56.5	45.1
6/10/2024	20:42	50.3	50.8	51.3	44.5
6/10/2024	20:47	45.6		47.5	42.7
6/10/2024	20:52	45.0		45.6	42.8
6/10/2024	20:57	46.4		47.7	42.3
6/10/2024	21:02	45.1		46.9	43.1
6/10/2024	21:07	53.2		59.3	44.2
6/10/2024	21:12	54.9	57.8	55.1	45.4
6/10/2024	21:17	48.9		49.2	44.2
6/10/2024	21:22	47.0		48.3	44.5
6/10/2024	21:27	64.7		68.5	56.7
6/10/2024	21:32	62.4		65.7	44.8
6/10/2024	21:37	47.2		49.6	43.8
6/10/2024	21:42	54.3	57.9	54.5	44.1
6/10/2024	21:47	60.6		62.3	49.4
6/10/2024	21:52	52.7		55.0	43.5
6/10/2024	21:57	55.2		58.2	42.6
6/10/2024	22:02	44.0		45.3	42.4
6/10/2024	22:07	56.9		59.4	42.3
6/10/2024	22:12	47.2	50.4	52.4	43.1
6/10/2024	22:17	44.0		44.9	42.8
6/10/2024	22:22	45.5		47.2	43.3
6/10/2024	22:27	44.8		46.0	42.6
6/10/2024	22:32	45.6		46.3	43.1
6/10/2024	22:37	46.5		48.4	42.2
6/10/2024	22:42	45.5	45.3	47.5	42.2
6/10/2024	22:47	43.9		45.1	42.7
6/10/2024	22:52	44.4		45.9	42.6
6/10/2024	22:57	45.4		46.9	42.7
		Mean	52.4		
		Maximum	57.9		
		Minimum	45.3		

Date	Start Time	Leq (5mins)	Leq (30mins)	L10 (5mins)	L90 (5mins)
7/10/2024	19:02	47.2		47.8	45.2
7/10/2024	19:07	51.9		54.2	46.4
7/10/2024	19:12	48.5	50.9	49.0	45.8
7/10/2024	19:17	54.5		57.4	46.1
7/10/2024	19:22	48.1		49.6	46.0
7/10/2024	19:27	50.3		52.1	46.7
7/10/2024	19:32	54.0		60.3	46.9
7/10/2024	19:37	49.2		51.3	46.3
7/10/2024	19:42	51.7	51.7	51.9	47.2
7/10/2024	19:47	52.1		54.5	47.2
7/10/2024	19:52	52.3		54.2	47.0
7/10/2024	19:57	48.8		51.3	46.7
7/10/2024	20:02	51.1		54.0	47.1
7/10/2024	20:07	58.6		61.6	47.9
7/10/2024	20:12	50.3	53.9	52.6	46.8
7/10/2024	20:17	52.1		55.9	46.7
7/10/2024	20:22	50.3		51.5	46.6
7/10/2024	20:27	54.0		55.1	47.5
7/10/2024	20:32	51.1		51.8	45.9
7/10/2024	20:37	51.7		55.4	45.4
7/10/2024	20:42	47.3	54.8	48.0	45.5
7/10/2024	20:47	46.5		47.8	45.2
7/10/2024	20:52	60.5		64.3	45.7
7/10/2024	20:57	54.9		57.0	46.2
7/10/2024	21:02	55.0		56.2	43.5
7/10/2024	21:07	48.4		52.3	43.4
7/10/2024	21:12	60.8	58.8	62.0	58.3
7/10/2024	21:17	62.3		65.6	53.8
7/10/2024	21:22	57.6		62.3	43.7
7/10/2024	21:27	58.6		60.1	43.4
7/10/2024	21:32	46.6		48.4	42.8
7/10/2024	21:37	46.0		48.9	42.0
7/10/2024	21:42	44.6	48.4	45.6	43.4
7/10/2024	21:47	46.0		46.2	42.5
7/10/2024	21:52	48.0		50.5	43.2
7/10/2024	21:57	52.9		55.4	49.5
7/10/2024	22:02	49.3		50.3	42.7
7/10/2024	22:07	49.1		51.2	42.6
7/10/2024	22:12	55.2	59.9	59.1	42.0
7/10/2024	22:17	46.8		52.7	42.5
7/10/2024	22:22	66.6		67.9	43.1
7/10/2024	22:27	58.6		62.3	42.6
7/10/2024	22:32	50.1		52.8	45.0
7/10/2024	22:37	45.9		47.0	44.7
7/10/2024	22:42	48.5	47.9	50.2	45.0
7/10/2024	22:47	45.9		47.0	43.9
7/10/2024	22:52	47.1		48.5	44.3
7/10/2024	22:57	48.1		48.8	45.0
		Mean	53.3		
		Maximum	59.9		
		Minimum	47.9		

Station: CM23a

Date	Start Time	Leq (5mins)	Leq (30mins)	L10 (5mins)	L90 (5mins)
8/10/2024	19:01	53.9		55.3	52.0
8/10/2024	19:06	54.6		55.8	53.3
8/10/2024	19:11	54.7	54.7	55.6	53.6
8/10/2024	19:16	55.4		56.3	54.0
8/10/2024	19:21	54.6		55.8	53.4
8/10/2024	19:26	55.1		56.3	53.8
8/10/2024	19:31	54.9		56.0	53.4
8/10/2024	19:36	54.9		56.1	53.6
8/10/2024	19:41	54.8	54.8	55.8	53.6
8/10/2024	19:46	55.6		56.6	54.2
8/10/2024	19:51	54.8		56.1	53.2
8/10/2024	19:56	53.5		54.7	52.2
8/10/2024	20:01	53.4		54.6	52.0
8/10/2024	20:06	53.1		54.4	51.8
8/10/2024	20:11	52.6	53.3	53.7	51.2
8/10/2024	20:16	52.7		54.0	51.1
8/10/2024	20:21	53.6		55.0	52.0
8/10/2024	20:26	54.2		56.1	52.0
8/10/2024	20:31	52.8		54.0	51.4
8/10/2024	20:36	53.3		54.8	51.6
8/10/2024	20:41	53.4	53.4	54.9	51.8
8/10/2024	20:46	54.2		55.3	52.8
8/10/2024	20:51	53.1		54.7	51.1
8/10/2024	20:56	53.2		54.3	51.9
8/10/2024	21:01	53.7		54.9	52.0
8/10/2024	21:06	53.8		55.0	52.1
8/10/2024	21:11	53.6	53.9	54.7	52.1
8/10/2024	21:16	54.1		55.2	52.7
8/10/2024	21:21	54.3		55.4	52.7
8/10/2024	21:26	53.9		55.0	52.4
8/10/2024	21:31	53.3		54.5	52.1
8/10/2024	21:36	53.8		55.3	51.7
8/10/2024	21:41	53.4	53.4	54.7	51.9
8/10/2024	21:46	54.4		55.6	51.8
8/10/2024	21:51	52.3		53.1	51.0
8/10/2024	21:56	52.7		53.6	51.4
8/10/2024	22:01	52.0		53.2	50.8
8/10/2024	22:06	52.2		53.5	50.6
8/10/2024	22:11	51.9	52.1	53.1	50.7
8/10/2024	22:16	51.9		53.1	50.7
8/10/2024	22:21	51.9		53.2	50.6
8/10/2024	22:26	52.5		54.2	50.4
8/10/2024	22:31	52.0		52.8	50.8
8/10/2024	22:36	51.7		52.7	50.6
8/10/2024	22:41	51.9	51.7	52.3	50.3
8/10/2024	22:46	51.4		52.6	50.1
8/10/2024	22:51	51.6		52.8	50.2
8/10/2024	22:56	51.6		52.9	50.2
		Mean	53.4		
		Maximum	54.8		
		Minimum	51.7		

Date	Start Time	Leq (5mins)	Leq (30mins)	L10 (5mins)	L90 (5mins)
9/10/2024	19:01	56.0		57.8	53.1
9/10/2024	19:06	54.3		55.6	52.5
9/10/2024	19:11	54.0	54.6	55.5	51.8
9/10/2024	19:16	53.6		54.8	52.1
9/10/2024	19:21	54.6		56.4	52.1
9/10/2024	19:26	54.8		56.1	53.1
9/10/2024	19:31	54.2		55.5	52.6
9/10/2024	19:36	54.5		56.1	53.1
9/10/2024	19:41	53.6	54.5	54.7	51.9
9/10/2024	19:46	55.4		56.5	54.0
9/10/2024	19:51	54.6		55.7	53.0
9/10/2024	19:56	54.2		55.5	52.6
9/10/2024	20:01	53.9		55.4	52.5
9/10/2024	20:06	54.9		56.5	52.9
9/10/2024	20:11	54.4	54.1	55.3	53.3
9/10/2024	20:16	54.5		55.7	52.9
9/10/2024	20:21	52.9		53.9	43.9
9/10/2024	20:26	53.6		55.4	50.6
9/10/2024	20:31	52.7		55.1	50.0
9/10/2024	20:36	52.8		54.7	50.3
9/10/2024	20:41	53.9	53.4	56.5	50.8
9/10/2024	20:46	51.2		52.7	49.4
9/10/2024	20:51	51.4		53.4	48.3
9/10/2024	20:56	56.3		57.5	48.7
9/10/2024	21:01	50.4		52.5	47.5
9/10/2024	21:06	51.8		54.8	48.5
9/10/2024	21:11	54.4	51.7	56.2	47.9
9/10/2024	21:16	49.7		51.9	47.1
9/10/2024	21:21	51.0		53.2	48.0
9/10/2024	21:26	51.4		53.7	47.7
9/10/2024	21:31	62.0		66.5	50.0
9/10/2024	21:36	54.2		55.5	47.5
9/10/2024	21:41	49.1	56.8	50.6	47.0
9/10/2024	21:46	52.7		56.7	46.0
9/10/2024	21:51	56.5		59.4	49.4
9/10/2024	21:56	54.7		55.2	48.6
9/10/2024	22:01	52.5		54.2	48.4
9/10/2024	22:06	49.5		51.4	47.2
9/10/2024	22:11	50.0	52.0	51.2	48.1
9/10/2024	22:16	52.1		54.2	50.1
9/10/2024	22:21	53.3		54.5	50.0
9/10/2024	22:26	53.0		55.0	50.4
9/10/2024	22:31	52.2		53.7	50.2
9/10/2024	22:36	54.6		55.6	50.2
9/10/2024	22:41	53.0	54.1	55.1	49.9
9/10/2024	22:46	55.0		57.2	52.3
9/10/2024	22:51	55.3		56.6	53.5
9/10/2024	22:56	53.7		55.7	51.2
		Mean	53.9		
		Maximum	56.8		
		Minimum	51.7		

Station: CM23a

Date	Start Time	Leq (5mins)	Leq (30mins)	L10 (5mins)	L90 (5mins)
10/10/2024	19:01	57.1		57.8	54.4
10/10/2024	19:06	58.2		59.9	55.6
10/10/2024	19:11	58.5	57.6	60.3	55.9
10/10/2024	19:16	59.2		60.3	57.6
10/10/2024	19:21	55.6		57.2	53.8
10/10/2024	19:26	56.0		57.4	54.0
10/10/2024	19:31	55.3		56.4	54.1
10/10/2024	19:36	54.3		55.4	53.2
10/10/2024	19:41	56.0	55.7	57.7	53.5
10/10/2024	19:46	55.3		56.7	53.6
10/10/2024	19:51	56.1		57.7	53.3
10/10/2024	19:56	57.0		57.2	53.5
10/10/2024	20:01	56.6		58.8	53.6
10/10/2024	20:06	55.8		57.6	53.3
10/10/2024	20:11	56.5	56.8	59.1	53.0
10/10/2024	20:16	58.5		61.2	55.4
10/10/2024	20:21	55.8		57.2	53.7
10/10/2024	20:26	56.7		58.7	54.2
10/10/2024	20:31	56.2		57.8	52.2
10/10/2024	20:36	56.5		58.6	53.6
10/10/2024	20:41	57.0	56.0	59.2	54.2
10/10/2024	20:46	56.0		57.4	53.9
10/10/2024	20:51	54.7		56.0	53.1
10/10/2024	20:56	54.9		55.0	52.6
10/10/2024	21:01	55.5		57.1	53.0
10/10/2024	21:06	54.9		56.2	53.1
10/10/2024	21:11	53.4	57.3	55.1	51.8
10/10/2024	21:16	55.3		58.1	52.0
10/10/2024	21:21	59.6		62.0	54.4
10/10/2024	21:26	60.5		63.7	55.6
10/10/2024	21:31	69.8		70.8	54.8
10/10/2024	21:36	59.2		61.3	56.1
10/10/2024	21:41	63.0	64.3	65.6	59.5
10/10/2024	21:46	63.5		66.2	57.7
10/10/2024	21:51	58.1		59.7	55.3
10/10/2024	21:56	59.8		62.1	56.1
10/10/2024	22:01	61.3		63.4	57.0
10/10/2024	22:06	57.9		60.0	55.4
10/10/2024	22:11	52.7	56.2	54.6	49.8
10/10/2024	22:16	50.7		51.9	48.9
10/10/2024	22:21	51.5		53.4	49.1
10/10/2024	22:26	50.2		51.8	48.5
10/10/2024	22:31	49.3		50.7	47.7
10/10/2024	22:36	48.1		49.4	46.9
10/10/2024	22:41	52.7	51.3	54.0	51.4
10/10/2024	22:46	52.8		54.1	51.4
10/10/2024	22:51	52.0		54.3	48.3
10/10/2024	22:56	51.0		53.2	47.7
		Mean	56.9		
		Maximum	64.3		
		Minimum	51.3		

Date	Start Time	Leq (5mins)	Leq (30mins)	L10 (5mins)	L90 (5mins)
11/10/2024	19:01	54.2		55.7	51.0
11/10/2024	19:06	53.8		56.7	49.6
11/10/2024	19:11	54.0	54.0	55.5	49.1
11/10/2024	19:16	54.5		55.2	53.8
11/10/2024	19:21	54.0		54.8	53.3
11/10/2024	19:26	53.7		54.2	53.2
11/10/2024	19:31	54.1		55.1	53.4
11/10/2024	19:36	54.9		56.0	53.4
11/10/2024	19:41	53.7	54.9	54.1	53.2
11/10/2024	19:46	57.7		61.6	53.3
11/10/2024	19:51	54.1		54.8	53.4
11/10/2024	19:56	53.2		54.1	48.4
11/10/2024	20:01	51.1		53.5	47.2
11/10/2024	20:06	54.1		54.6	53.5
11/10/2024	20:11	54.2	53.1	54.8	53.5
11/10/2024	20:16	53.1		53.5	52.9
11/10/2024	20:21	52.8		53.0	52.5
11/10/2024	20:26	52.7		53.1	52.5
11/10/2024	20:31	52.7		53.0	52.4
11/10/2024	20:36	50.0		52.4	40.6
11/10/2024	20:41	41.6	51.7	44.2	39.5
11/10/2024	20:46	52.3		53.5	40.0
11/10/2024	20:51	53.1		53.4	53.0
11/10/2024	20:56	53.1		53.6	52.8
11/10/2024	21:01	52.7		52.9	52.6
11/10/2024	21:06	52.6		52.8	52.4
11/10/2024	21:11	52.6	51.0	52.8	52.5
11/10/2024	21:16	52.4		52.6	52.2
11/10/2024	21:21	44.3		52.2	39.3
11/10/2024	21:26	40.7		40.8	39.7
11/10/2024	21:31	52.7		53.4	51.4
11/10/2024	21:36	53.3		53.6	53.1
11/10/2024	21:41	52.4	51.3	53.2	41.2
11/10/2024	21:46	40.2		40.7	39.7
11/10/2024	21:51	43.0		43.1	40.3
11/10/2024	21:56	53.2		53.7	52.4
11/10/2024	22:01	53.3		53.7	53.1
11/10/2024	22:06	53.0		53.3	52.8
11/10/2024	22:11	45.0	51.6	47.9	41.1
11/10/2024	22:16	46.9		51.1	41.1
11/10/2024	22:21	52.1		53.5	40.6
11/10/2024	22:26	53.4		53.8	53.1
11/10/2024	22:31	53.1		53.3	52.9
11/10/2024	22:36	50.5		53.0	40.1
11/10/2024	22:41	42.8	51.1	43.6	41.4
11/10/2024	22:46	42.3		43.7	40.3
11/10/2024	22:51	53.1		53.6	51.9
11/10/2024	22:56	53.5		53.8	53.2
		Mean	52.4		
		Maximum	54.9		
		Minimum	51.0		

Station: CM23a

Date	Start Time	Leq (5mins)	Leq (30mins)	L10 (5mins)	L90 (5mins)
12/10/2024	19:01	58.3		58.9	57.6
12/10/2024	19:06	58.5		59.0	58.1
12/10/2024	19:11	58.6	58.5	59.1	58.2
12/10/2024	19:16	58.6		59.0	58.2
12/10/2024	19:21	58.4		58.9	57.8
12/10/2024	19:26	58.3		59.1	57.5
12/10/2024	19:31	54.6		56.4	52.7
12/10/2024	19:36	55.5		57.4	52.6
12/10/2024	19:41	57.3	57.1	57.9	56.8
12/10/2024	19:46	57.5		57.9	57.0
12/10/2024	19:51	58.6		59.4	57.9
12/10/2024	19:56	58.0		58.9	57.3
12/10/2024	20:01	57.6		58.0	57.2
12/10/2024	20:06	53.2		57.6	48.7
12/10/2024	20:11	49.8	55.6	50.9	48.7
12/10/2024	20:16	54.5		56.4	48.2
12/10/2024	20:21	56.5		56.8	56.2
12/10/2024	20:26	57.5		58.3	56.4
12/10/2024	20:31	50.1		52.5	47.6
12/10/2024	20:36	50.1		52.4	47.4
12/10/2024	20:41	56.4	54.0	56.9	55.7
12/10/2024	20:46	56.8		57.0	56.5
12/10/2024	20:51	54.9		57.6	48.1
12/10/2024	20:56	48.6		49.8	47.4
12/10/2024	21:01	51.6		55.8	47.3
12/10/2024	21:06	56.4		56.8	55.9
12/10/2024	21:11	56.9	54.6	57.9	56.4
12/10/2024	21:16	49.3		50.8	47.7
12/10/2024	21:21	50.7		51.9	49.2
12/10/2024	21:26	56.7		57.7	55.6
12/10/2024	21:31	57.5		58.0	56.7
12/10/2024	21:36	55.7		58.9	50.3
12/10/2024	21:41	50.5	55.8	51.5	49.5
12/10/2024	21:46	52.7		56.1	49.6
12/10/2024	21:51	56.9		57.2	56.4
12/10/2024	21:56	57.5		58.5	56.8
12/10/2024	22:01	54.9		58.9	49.9
12/10/2024	22:06	50.3		51.3	49.3
12/10/2024	22:11	54.6	54.8	57.7	50.1
12/10/2024	22:16	57.1		57.5	56.6
12/10/2024	22:21	56.9		58.3	51.5
12/10/2024	22:26	50.9		51.8	49.5
12/10/2024	22:31	53.8		56.6	50.9
12/10/2024	22:36	57.1		57.6	56.7
12/10/2024	22:41	57.1	55.8	58.6	51.4
12/10/2024	22:46	52.0		52.8	50.9
12/10/2024	22:51	54.7		57.1	51.7
12/10/2024	22:56	57.5		57.9	57.0
		Mean	55.8		
		Maximum	58.5		
		Minimum	54.0		

Date	Start Time	Leq (5mins)	Leq (30mins)	L10 (5mins)	L90 (5mins)
13/10/2024	19:01	52.2		53.3	51.2
13/10/2024	19:06	51.2		52.3	49.6
13/10/2024	19:11	51.6	52.2	53.1	50.0
13/10/2024	19:16	51.7		53.3	50.1
13/10/2024	19:21	52.6		54.4	50.7
13/10/2024	19:26	53.5		55.0	51.8
13/10/2024	19:31	53.9		55.4	51.9
13/10/2024	19:36	53.8		55.4	52.0
13/10/2024	19:41	52.7	53.4	54.4	50.7
13/10/2024	19:46	52.3		53.3	51.2
13/10/2024	19:51	53.3		54.7	51.5
13/10/2024	19:56	54.0		55.4	52.0
13/10/2024	20:01	52.7		54.0	51.2
13/10/2024	20:06	53.4		55.1	51.3
13/10/2024	20:11	54.0	53.4	56.6	50.8
13/10/2024	20:16	53.3		55.1	51.2
13/10/2024	20:21	53.3		54.8	51.6
13/10/2024	20:26	53.7		55.1	52.2
13/10/2024	20:31	53.6		55.1	52.0
13/10/2024	20:36	52.9		54.1	51.4
13/10/2024	20:41	52.2	53.0	53.4	50.9
13/10/2024	20:46	52.7		54.3	50.7
13/10/2024	20:51	53.5		54.9	51.9
13/10/2024	20:56	53.0		54.4	51.2
13/10/2024	21:01	53.3		54.8	51.2
13/10/2024	21:06	53.6		55.2	51.8
13/10/2024	21:11	54.3	54.0	56.6	51.8
13/10/2024	21:16	53.4		54.8	51.4
13/10/2024	21:21	54.1		55.4	52.6
13/10/2024	21:26	55.0		56.4	53.2
13/10/2024	21:31	54.0		55.1	52.6
13/10/2024	21:36	53.6		54.9	52.2
13/10/2024	21:41	52.8	53.1	54.2	51.3
13/10/2024	21:46	52.4		54.0	50.7
13/10/2024	21:51	52.6		53.8	51.2
13/10/2024	21:56	52.9		54.6	51.0
13/10/2024	22:01	53.3		54.5	52.0
13/10/2024	22:06	52.7		54.1	51.2
13/10/2024	22:11	53.5	53.0	54.8	52.1
13/10/2024	22:16	53.3		54.7	51.7
13/10/2024	22:21	53.1		54.5	51.1
13/10/2024	22:26	52.2		53.6	50.4
13/10/2024	22:31	52.6		53.9	50.8
13/10/2024	22:36	53.3		54.6	51.2
13/10/2024	22:41	52.8	52.8	54.7	50.8
13/10/2024	22:46	52.5		53.8	50.8
13/10/2024	22:51	52.5		53.8	51.1
13/10/2024	22:56	53.0		54.2	51.0
		Mean	53.1		
		Maximum	54.0		
		Minimum	52.2		

Station: CM23a

Date	Start Time	Leq (5mins)	Leq (30mins)	L10 (5mins)	L90 (5mins)
14/10/2024	19:01	54.6		55.6	53.4
14/10/2024	19:06	54.7		56.0	53.2
14/10/2024	19:11	55.0	54.5	56.1	53.7
14/10/2024	19:16	54.2		55.4	52.9
14/10/2024	19:21	54.1		55.0	53.1
14/10/2024	19:26	54.2		55.2	53.1
14/10/2024	19:31	53.9		55.0	52.7
14/10/2024	19:36	54.0		55.1	52.8
14/10/2024	19:41	53.5	53.8	54.4	52.5
14/10/2024	19:46	53.7		54.7	52.7
14/10/2024	19:51	53.7		54.8	52.8
14/10/2024	19:56	53.8		55.2	52.4
14/10/2024	20:01	53.6		54.6	52.3
14/10/2024	20:06	53.0		53.9	51.9
14/10/2024	20:11	52.6	52.6	53.3	51.5
14/10/2024	20:16	52.9		54.4	51.2
14/10/2024	20:21	51.9		52.7	50.8
14/10/2024	20:26	51.3		52.3	50.0
14/10/2024	20:31	50.9		52.0	49.9
14/10/2024	20:36	50.6		51.3	49.6
14/10/2024	20:41	51.1	51.2	51.5	50.6
14/10/2024	20:46	51.3		52.2	50.4
14/10/2024	20:51	51.3		51.8	50.7
14/10/2024	20:56	51.9		52.6	51.1
14/10/2024	21:01	52.9		54.9	51.1
14/10/2024	21:06	50.9		51.2	50.4
14/10/2024	21:11	51.4	51.2	51.8	51.0
14/10/2024	21:16	50.8		51.3	50.4
14/10/2024	21:21	50.6		51.3	49.2
14/10/2024	21:26	49.9		50.5	49.3
14/10/2024	21:31	50.0		50.3	49.3
14/10/2024	21:36	50.3		50.7	49.5
14/10/2024	21:41	51.4	50.1	53.2	49.8
14/10/2024	21:46	49.7		50.1	49.2
14/10/2024	21:51	49.3		49.8	48.7
14/10/2024	21:56	49.6		50.0	49.1
14/10/2024	22:01	49.2		49.7	48.7
14/10/2024	22:06	49.5		49.9	48.9
14/10/2024	22:11	49.5	51.7	50.0	49.0
14/10/2024	22:16	51.7		52.7	50.2
14/10/2024	22:21	55.3		59.8	49.8
14/10/2024	22:26	51.5		52.6	50.4
14/10/2024	22:31	50.3		51.1	49.5
14/10/2024	22:36	50.5		51.6	49.4
14/10/2024	22:41	50.0	55.0	50.5	49.3
14/10/2024	22:46	49.8		50.4	49.2
14/10/2024	22:51	52.8		55.5	49.7
14/10/2024	22:56	61.1		62.8	58.0
		Mean	52.5		
		Maximum	55.0		
		Minimum	50.1		

Date	Start Time	Leq (5mins)	Leq (30mins)	L10 (5mins)	L90 (5mins)
15/10/2024	19:01	50.7		51.7	49.4
15/10/2024	19:06	51.0		51.5	50.1
15/10/2024	19:11	52.5	52.3	52.9	50.3
15/10/2024	19:16	51.6		52.4	50.6
15/10/2024	19:21	55.3		55.5	50.3
15/10/2024	19:26	50.4		51.6	49.2
15/10/2024	19:31	50.3		51.3	49.4
15/10/2024	19:36	50.4		51.4	49.3
15/10/2024	19:41	52.1	52.1	53.8	49.5
15/10/2024	19:46	51.8		53.2	49.9
15/10/2024	19:51	54.3		55.0	50.9
15/10/2024	19:56	52.4		54.1	49.8
15/10/2024	20:01	51.0		53.1	49.1
15/10/2024	20:06	49.9		50.8	48.9
15/10/2024	20:11	50.3	50.6	52.0	48.8
15/10/2024	20:16	50.3		52.2	48.3
15/10/2024	20:21	52.4		53.4	49.1
15/10/2024	20:26	49.0		49.6	48.4
15/10/2024	20:31	50.6		51.6	49.5
15/10/2024	20:36	48.3		48.8	47.6
15/10/2024	20:41	48.3	49.0	49.0	47.7
15/10/2024	20:46	48.5		49.5	47.7
15/10/2024	20:51	48.4		49.1	47.8
15/10/2024	20:56	49.4		50.7	47.9
15/10/2024	21:01	48.3		48.8	47.6
15/10/2024	21:06	50.9		53.0	48.4
15/10/2024	21:11	51.0	50.1	52.4	48.4
15/10/2024	21:16	50.8		52.3	48.4
15/10/2024	21:21	50.2		52.3	48.0
15/10/2024	21:26	48.2		48.6	47.8
15/10/2024	21:31	48.7		48.9	47.9
15/10/2024	21:36	48.5		49.1	48.0
15/10/2024	21:41	48.4	56.1	48.8	48.0
15/10/2024	21:46	51.1		64.7	48.3
15/10/2024	21:51	61.4		66.9	49.3
15/10/2024	21:56	58.6		64.2	48.9
15/10/2024	22:01	57.6		62.8	51.4
15/10/2024	22:06	53.8		54.8	50.3
15/10/2024	22:11	53.9	53.3	54.7	47.9
15/10/2024	22:16	48.6		49.2	48.0
15/10/2024	22:21	48.6		49.4	48.0
15/10/2024	22:26	48.6		49.3	47.8
15/10/2024	22:31	50.7		52.2	48.5
15/10/2024	22:36	49.5		50.3	48.7
15/10/2024	22:41	49.4	50.9	50.0	48.8
15/10/2024	22:46	49.8		51.0	48.8
15/10/2024	22:51	51.2		52.0	49.8
15/10/2024	22:56	53.3		55.6	49.6
		Mean	51.8		
		Maximum	56.1		
		Minimum	49.0		

Summary of Noise Monitoring Results during 19:00 - 23:00 at CM23a	
	Leq (30mins)
Mean	52.8
Maximum	64.8
Minimum	42.2

Station: CM23a

Date	Start Time	Leq (5mins)	Leq (30mins)	L10 (5mins)	L90 (5mins)
2/10/2024	23:02	45.8	49.5	47.8	43.6
2/10/2024	23:07	45.9		48.1	43.2
2/10/2024	23:12	55.2		55.3	43.2
2/10/2024	23:17	47.3		49.4	42.8
2/10/2024	23:22	43.9		44.9	42.8
2/10/2024	23:27	46.6		48.3	43.7
2/10/2024	23:32	46.5	47.5	47.8	43.7
2/10/2024	23:37	48.7		50.0	44.3
2/10/2024	23:42	46.5		49.6	43.5
2/10/2024	23:47	47.4		49.7	43.3
2/10/2024	23:52	46.9		49.0	43.6
2/10/2024	23:57	48.6		51.7	43.5
		Mean	48.5		
		Maximum	49.5		
		Minimum	47.5		

Date	Start Time	Leq (5mins)	Leq (30mins)	L10 (5mins)	L90 (5mins)
3/10/2024	0:02	46.2	51.3	49.1	42.2
3/10/2024	0:07	46.6		49.5	43.0
3/10/2024	0:12	57.4		59.7	44.1
3/10/2024	0:17	49.6		52.7	44.7
3/10/2024	0:22	46.5		48.3	43.6
3/10/2024	0:27	45.6		48.0	43.0
3/10/2024	0:32	45.1	45.4	46.3	43.0
3/10/2024	0:37	45.4		46.5	41.7
3/10/2024	0:42	44.3		46.0	42.0
3/10/2024	0:47	45.3		47.5	42.6
3/10/2024	0:52	45.3		47.4	42.5
3/10/2024	0:57	46.6		49.1	43.2
3/10/2024	1:02	43.9	45.8	44.6	42.0
3/10/2024	1:07	43.9		44.6	41.8
3/10/2024	1:12	46.6		49.7	42.4
3/10/2024	1:17	46.6		49.8	42.3
3/10/2024	1:22	45.9		49.1	42.5
3/10/2024	1:27	47.0		49.1	42.7
3/10/2024	1:32	43.5	45.8	44.5	42.1
3/10/2024	1:37	44.9		47.0	41.5
3/10/2024	1:42	44.5		47.0	42.1
3/10/2024	1:47	46.8		49.3	42.8
3/10/2024	1:52	45.6		47.6	42.3
3/10/2024	1:57	47.9		50.7	42.8
3/10/2024	2:02	46.6	47.8	49.2	42.5
3/10/2024	2:07	47.8		50.9	43.4
3/10/2024	2:12	49.4		52.3	43.4
3/10/2024	2:17	49.2		51.6	42.8
3/10/2024	2:22	44.8		47.0	42.4
3/10/2024	2:27	47.5		50.6	42.6
3/10/2024	2:32	54.6	50.6	56.7	42.9
3/10/2024	2:37	51.3		55.4	43.6
3/10/2024	2:42	47.5		50.6	42.5
3/10/2024	2:47	44.6		46.2	42.0
3/10/2024	2:52	49.2		52.5	43.8
3/10/2024	2:57	50.1		53.5	42.9
3/10/2024	3:02	47.4	46.7	50.4	42.8
3/10/2024	3:07	46.8		49.4	42.3
3/10/2024	3:12	46.4		47.9	42.1
3/10/2024	3:17	46.4		48.6	43.2
3/10/2024	3:22	46.7		50.4	42.5
3/10/2024	3:27	46.2		48.8	42.0
3/10/2024	3:32	46.0	44.7	49.5	41.6
3/10/2024	3:37	42.8		44.1	40.4
3/10/2024	3:42	42.2		43.3	40.9
3/10/2024	3:47	46.5		50.2	41.7
3/10/2024	3:52	42.0		43.0	40.6
3/10/2024	3:57	46.2		48.7	41.0
3/10/2024	4:02	52.1	53.2	53.4	40.5
3/10/2024	4:07	41.0		41.9	40.2
3/10/2024	4:12	60.1		60.8	41.5
3/10/2024	4:17	42.2		43.2	40.6
3/10/2024	4:22	42.1		43.2	40.6
3/10/2024	4:27	42.1		43.4	40.3
3/10/2024	4:32	42.3	42.3	43.6	40.7
3/10/2024	4:37	41.9		43.4	40.5
3/10/2024	4:42	42.5		44.5	40.4
3/10/2024	4:47	41.5		42.4	40.3
3/10/2024	4:52	41.4		42.4	40.2
3/10/2024	4:57	43.9		45.0	41.3
3/10/2024	5:02	40.9	54.4	41.8	39.7
3/10/2024	5:07	41.4		42.3	40.4
3/10/2024	5:12	61.2		65.1	40.4
3/10/2024	5:17	51.1		55.5	40.5
3/10/2024	5:22	51.7		52.6	40.3
3/10/2024	5:27	42.4		42.5	40.8
3/10/2024	5:32	41.8	42.2	43.0	40.6
3/10/2024	5:37	41.3		42.2	40.3
3/10/2024	5:42	43.6		45.7	40.3
3/10/2024	5:47	41.7		42.6	40.3
3/10/2024	5:52	41.7		42.8	40.6
3/10/2024	5:57	42.9		43.9	40.7
3/10/2024	6:02	43.9	51.0	44.9	40.5
3/10/2024	6:07	42.7		43.9	41.3
3/10/2024	6:12	47.6		50.8	42.6
3/10/2024	6:17	48.1		50.5	43.9
3/10/2024	6:22	53.2		58.2	43.9
3/10/2024	6:27	55.8		59.6	45.2
3/10/2024	6:32	55.5	55.8	58.8	47.0
3/10/2024	6:37	52.7		55.5	44.1
3/10/2024	6:42	56.9		60.4	47.8
3/10/2024	6:47	51.7		54.9	44.2
3/10/2024	6:52	50.3		54.2	44.0
3/10/2024	6:57	59.9		62.5	45.7

Date	Start Time	Leq (5mins)	Leq (30mins)	L10 (5mins)	L90 (5mins)
4/10/2024	0:02	46.4	42.8	51.9	40.1
4/10/2024	0:07	41.2		41.9	40.3
4/10/2024	0:12	42.3		42.6	40.3
4/10/2024	0:17	41.6		42.2	40.5
4/10/2024	0:22	41.0		41.9	40.3
4/10/2024	0:27	41.0		41.5	40.4
4/10/2024	0:32	40.9	41.5	41.6	40.3
4/10/2024	0:37	41.8		43.3	40.1
4/10/2024	0:42	42.4		44.6	40.6
4/10/2024	0:47	41.1		42.0	40.0
4/10/2024	0:52	41.1		41.9	40.2
4/10/2024	0:57	41.7		43.6	40.1
4/10/2024	1:02	40.9	40.4	42.2	39.6
4/10/2024	1:07	40.7		41.3	40.0
4/10/2024	1:12	40.5		41.8	39.7
4/10/2024	1:17	40.2		40.6	39.6
4/10/2024	1:22	40.0		40.6	39.4
4/10/2024	1:27	40.1		40.6	39.6
4/10/2024	1:32	40.0	40.1	40.5	39.5
4/10/2024	1:37	40.0		40.6	39.3
4/10/2024	1:42	39.8		40.4	39.2
4/10/2024	1:47	39.8		40.5	39.2
4/10/2024	1:52	40.2		40.5	39.5
4/10/2024	1:57	40.8		42.7	39.4
4/10/2024	2:02	40.8	43.4	42.5	39.5
4/10/2024	2:07	40.2		41.0	39.5
4/10/2024	2:12	48.7		52.7	39.4
4/10/2024	2:17	40.6		40.9	39.4
4/10/2024	2:22	40.3		40.8	39.7
4/10/2024	2:27	40.4		41.0	39.5
4/10/2024	2:32	41.1	45.0	41.5	39.2
4/10/2024	2:37	51.4		57.9	39.1
4/10/2024	2:42	39.9		41.0	39.1
4/10/2024	2:47	39.3		39.8	38.9
4/10/2024	2:52	40.1		41.0	39.3
4/10/2024	2:57	40.5		41.2	39.2
4/10/2024	3:02	40.0	39.8	40.9	39.3
4/10/2024	3:07	39.7		40.5	38.9
4/10/2024	3:12	39.4		39.8	39.0
4/10/2024	3:17	40.0		40.5	39.1
4/10/2024	3:22	40.1		40.7	39.4
4/10/2024	3:27	39.5		40.0	39.0
4/10/2024	3:32	39.9	41.1	40.6	39.1
4/10/2024	3:37	39.5		39.9	39.0
4/10/2024	3:42	39.8		40.6	38.8
4/10/2024	3:47	40.5		40.8	39.2
4/10/2024	3:52	44.1		47.5	39.0
4/10/2024	3:57	41.1		43.1	39.4
4/10/2024	4:02	49.7	51.1	56.4	39.8
4/10/2024	4:07	40.0		40.6	39.4
4/10/2024	4:12	58.0		58.9	39.8
4/10/2024	4:17	43.2		46.5	40.3
4/10/2024	4:22	40.2		41.0	39.5
4/10/2024	4:27	39.9		40.4	39.3
4/10/2024	4:32	40.5	40.7	41.2	39.7
4/10/2024	4:37	40.6		41.3	39.8
4/10/2024	4:42	40.6		41.2	40.0
4/10/2024	4:47	40.2		41.0	39.4
4/10/2024	4:52	42.2		45.1	39.4
4/10/2024	4:57	39.9		40.4	39.2
4/10/2024	5:02	40.1	55.4	40.9	39.2
4/10/2024	5:07	39.9		40.4	39.0
4/10/2024	5:12	62.9		69.8	39.3
4/10/2024	5:17	48.8		54.7	39.3
4/10/2024	5:22	39.4		39.8	39.0
4/10/2024	5:27	39.6		40.1	39.0
4/10/2024	5:32	39.6	40.4	40.3	38.9
4/10/2024	5:37	40.0		40.5	39.0
4/10/2024	5:42	40.3		41.0	39.4
4/10/2024	5:47	40.2		41.3	39.2
4/10/2024	5:52	41.6		42.6	39.9
4/10/2024	5:57	40.7		41.7	39.8
4/10/2024	6:02	41.5	54.1	42.1	40.2
4/10/2024	6:07	47.3		50.9	41.5
4/10/2024	6:12	49.1		53.1	41.9
4/10/2024	6:17	57.5		62.3	43.9
4/10/2024	6:22	58.5		60.5	43.3
4/10/2024	6:27	51.4		54.8	44.1
4/10/2024	6:32	61.2	56.1	62.1	43.9
4/10/2024	6:37	55.2		57.1	43.2
4/10/2024	6:42	52.7		56.4	44.5
4/10/2024	6:47	48.2		50.7	43.5
4/10/2024	6:52	49.9		51.3	45.2
4/10/2024	6:57	56.3		60.4	44.0

3/10/2024	23:02	41.7	42.3	42.7	40.5
3/10/2024	23:07	41.5		42.6	40.5
3/10/2024	23:12	41.8		43.3	40.6
3/10/2024	23:17	41.7		42.7	40.8
3/10/2024	23:22	44.5		45.4	41.0
3/10/2024	23:27	41.6		42.5	40.6
3/10/2024	23:32	41.2	51.6	41.8	40.6
3/10/2024	23:37	41.6		42.7	40.7
3/10/2024	23:42	58.9		59.3	40.7
3/10/2024	23:47	42.0		43.0	40.5
3/10/2024	23:52	41.2		41.9	40.5
3/10/2024	23:57	43.9		45.8	40.5
		Mean	48.2		
		Maximum	55.8		
		Minimum	42.2		

4/10/2024	23:02	41.7	42.7	42.7	40.7
4/10/2024	23:07	41.6		42.1	40.9
4/10/2024	23:12	41.6		42.5	40.7
4/10/2024	23:17	41.4		42.0	40.8
4/10/2024	23:22	41.2		41.9	40.4
4/10/2024	23:27	46.1		47.9	40.9
4/10/2024	23:32	45.3	42.8	46.8	40.4
4/10/2024	23:37	41.3		42.1	40.4
4/10/2024	23:42	41.1		42.1	40.3
4/10/2024	23:47	43.2		44.0	41.1
4/10/2024	23:52	41.7		42.7	40.7
4/10/2024	23:57	42.5		43.3	40.3
		Mean	44.8		
		Maximum	56.1		
		Minimum	39.8		

Station: CM23a

Date	Start Time	Leq (5mins)	Leq (30mins)	L10 (5mins)	L90 (5mins)
5/10/2024	0:02	41.7	48.6	42.7	40.8
5/10/2024	0:07	55.6		59.2	40.5
5/10/2024	0:12	41.8		43.6	40.3
5/10/2024	0:17	41.8		42.6	40.0
5/10/2024	0:22	41.1		41.9	40.2
5/10/2024	0:27	41.4		42.2	40.3
5/10/2024	0:32	40.3	42.1	40.4	39.7
5/10/2024	0:37	42.2		43.2	40.4
5/10/2024	0:42	42.3		44.0	40.0
5/10/2024	0:47	40.3		40.8	39.8
5/10/2024	0:52	45.0		47.7	40.0
5/10/2024	0:57	40.4		41.0	39.8
5/10/2024	1:02	40.3	40.5	40.8	39.7
5/10/2024	1:07	40.4		40.9	39.5
5/10/2024	1:12	40.3		41.0	39.5
5/10/2024	1:17	40.2		40.6	39.7
5/10/2024	1:22	41.0		42.0	40.0
5/10/2024	1:27	41.0		41.5	40.0
5/10/2024	1:32	40.5	40.9	41.0	39.9
5/10/2024	1:37	40.5		41.0	39.8
5/10/2024	1:42	40.5		41.1	39.9
5/10/2024	1:47	40.6		41.0	40.1
5/10/2024	1:52	40.4		41.0	39.6
5/10/2024	1:57	42.3		43.9	40.0
5/10/2024	2:02	40.7	40.4	41.1	40.1
5/10/2024	2:07	41.0		41.4	40.1
5/10/2024	2:12	40.2		40.7	39.8
5/10/2024	2:17	40.3		41.0	39.7
5/10/2024	2:22	39.8		40.3	39.4
5/10/2024	2:27	40.4		41.6	39.4
5/10/2024	2:32	39.9	40.1	40.4	39.4
5/10/2024	2:37	39.8		40.3	39.4
5/10/2024	2:42	39.8		40.3	39.2
5/10/2024	2:47	40.4		41.4	39.4
5/10/2024	2:52	40.3		41.3	39.3
5/10/2024	2:57	40.3		40.8	39.6
5/10/2024	3:02	40.2	40.1	40.8	39.4
5/10/2024	3:07	40.5		41.3	39.7
5/10/2024	3:12	40.2		40.9	39.3
5/10/2024	3:17	40.2		40.8	39.6
5/10/2024	3:22	39.7		40.1	39.3
5/10/2024	3:27	40.0		40.5	39.5
5/10/2024	3:32	60.4	54.2	60.6	39.3
5/10/2024	3:37	56.3		57.7	45.9
5/10/2024	3:42	42.5		45.3	39.2
5/10/2024	3:47	40.8		42.1	39.3
5/10/2024	3:52	40.1		41.1	39.3
5/10/2024	3:57	39.9		40.7	39.0
5/10/2024	4:02	39.5	40.3	40.1	39.0
5/10/2024	4:07	40.4		40.7	39.3
5/10/2024	4:12	39.9		40.4	39.3
5/10/2024	4:17	41.3		43.5	39.6
5/10/2024	4:22	40.4		40.9	39.6
5/10/2024	4:27	40.3		41.4	39.2
5/10/2024	4:32	41.6	40.1	43.1	39.0
5/10/2024	4:37	39.4		40.0	38.9
5/10/2024	4:42	39.1		39.6	38.4
5/10/2024	4:47	39.4		40.6	38.3
5/10/2024	4:52	39.4		40.1	38.6
5/10/2024	4:57	40.8		42.6	38.8
5/10/2024	5:02	39.5	39.8	40.3	38.9
5/10/2024	5:07	39.5		40.2	38.9
5/10/2024	5:12	39.9		40.5	39.0
5/10/2024	5:17	40.1		40.9	39.0
5/10/2024	5:22	39.7		40.1	39.0
5/10/2024	5:27	39.8		40.7	38.6
5/10/2024	5:32	40.3	41.5	40.9	39.1
5/10/2024	5:37	40.2		41.2	39.1
5/10/2024	5:42	40.3		41.1	39.1
5/10/2024	5:47	40.3		41.5	39.4
5/10/2024	5:52	41.3		42.4	39.6
5/10/2024	5:57	44.5		45.1	39.6
5/10/2024	6:02	40.9	53.1	41.7	39.9
5/10/2024	6:07	43.9		46.1	40.9
5/10/2024	6:12	49.0		52.3	42.4
5/10/2024	6:17	54.7		57.9	45.0
5/10/2024	6:22	56.5		60.0	45.3
5/10/2024	6:27	55.8		57.0	45.5
5/10/2024	6:32	52.5	58.9	56.1	43.1
5/10/2024	6:37	52.3		55.8	43.5
5/10/2024	6:42	51.1		54.7	43.3
5/10/2024	6:47	64.6		68.9	45.2
5/10/2024	6:52	60.6		62.4	43.4
5/10/2024	6:57	51.4		55.7	44.4
5/10/2024	23:02	46.5	52.4	47.7	44.7
5/10/2024	23:07	46.1		46.7	44.5
5/10/2024	23:12	46.2		46.8	45.0
5/10/2024	23:17	56.6		60.2	45.0
5/10/2024	23:22	56.2		57.2	45.4
5/10/2024	23:27	45.6		46.6	44.5
5/10/2024	23:32	45.6	46.6	46.3	44.5
5/10/2024	23:37	45.4		46.6	44.4
5/10/2024	23:42	46.1		46.6	45.5
5/10/2024	23:47	48.1		54.4	45.7
5/10/2024	23:52	47.8		51.2	45.2
5/10/2024	23:57	45.7		46.4	45.0
		Mean	45.0		
		Maximum	58.9		
		Minimum	39.8		

Date	Start Time	Leq (5mins)	Leq (30mins)	L10 (5mins)	L90 (5mins)
6/10/2024	0:02	67.5	60.6	68.0	45.3
6/10/2024	0:07	55.4		58.3	45.4
6/10/2024	0:12	58.5		60.5	45.3
6/10/2024	0:17	49.3		52.5	45.1
6/10/2024	0:22	48.0		49.3	45.2
6/10/2024	0:27	51.2		52.7	45.6
6/10/2024	0:32	56.5	51.4	61.1	45.3
6/10/2024	0:37	46.4		47.6	44.9
6/10/2024	0:42	46.7		47.0	45.0
6/10/2024	0:47	45.6		46.0	45.1
6/10/2024	0:52	45.7		46.1	45.2
6/10/2024	0:57	53.5		57.3	45.2
6/10/2024	1:02	45.5	46.4	45.9	45.1
6/10/2024	1:07	48.0		52.1	44.7
6/10/2024	1:12	45.3		46.1	44.8
6/10/2024	1:17	45.4		46.3	44.5
6/10/2024	1:22	46.0		47.6	44.4
6/10/2024	1:27	47.2		49.7	44.3
6/10/2024	1:32	46.2	45.6	47.2	44.0
6/10/2024	1:37	44.7		45.7	44.0
6/10/2024	1:42	45.1		45.9	44.2
6/10/2024	1:47	44.5		45.2	43.9
6/10/2024	1:52	46.0		48.8	43.6
6/10/2024	1:57	46.6		49.4	43.9
6/10/2024	2:02	45.3	45.6	46.1	44.7
6/10/2024	2:07	46.1		47.1	45.0
6/10/2024	2:12	46.0		47.0	44.7
6/10/2024	2:17	45.7		46.8	44.5
6/10/2024	2:22	45.9		47.1	44.3
6/10/2024	2:27	44.7		45.4	44.2
6/10/2024	2:32	44.8	44.9	45.5	44.2
6/10/2024	2:37	44.9		45.8	44.3
6/10/2024	2:42	44.6		45.1	44.2
6/10/2024	2:47	44.9		46.0	44.0
6/10/2024	2:52	45.1		45.6	43.9
6/10/2024	2:57	45.1		45.9	44.1
6/10/2024	3:02	44.4	51.5	45.0	43.9
6/10/2024	3:07	45.6		46.4	44.1
6/10/2024	3:12	44.3		44.7	43.8
6/10/2024	3:17	44.6		45.5	43.7
6/10/2024	3:22	58.4		58.8	46.6
6/10/2024	3:27	44.9		45.1	43.7
6/10/2024	3:32	44.2	44.2	44.8	43.7
6/10/2024	3:37	44.9		45.2	43.7
6/10/2024	3:42	44.0		44.4	43.6
6/10/2024	3:47	43.9		44.1	43.6
6/10/2024	3:52	44.0		44.5	43.5
6/10/2024	3:57	43.9		44.4	43.5
6/10/2024	4:02	43.9	44.3	44.2	43.6
6/10/2024	4:07	44.6		44.8	43.8
6/10/2024	4:12	44.5		45.1	44.0
6/10/2024	4:17	44.2		44.7	43.8
6/10/2024	4:22	44.3		44.7	43.8
6/10/2024	4:27	44.2		44.8	43.8
6/10/2024	4:32	44.4	44.3	45.0	43.8
6/10/2024	4:37	44.4		44.6	43.7
6/10/2024	4:42	44.3		44.7	43.8
6/10/2024	4:47	44.5		45.0	44.0
6/10/2024	4:52	44.2		44.5	43.8
6/10/2024	4:57	44.0		44.4	43.5
6/10/2024	5:02	44.2	44.1	44.5	43.7
6/10/2024	5:07	43.9		44.6	43.3
6/10/2024	5:12	43.8		44.1	43.4
6/10/2024	5:17	44.5		45.2	43.8
6/10/2024	5:22	44.2		44.9	43.6
6/10/2024	5:27	44.1		44.7	43.6
6/10/2024	5:32	44.5	46.5	45.8	43.4
6/10/2024	5:37	44.2		45.0	43.3
6/10/2024	5:42	44.9		46.1	44.2
6/10/2024	5:47	44.5		44.9	44.1
6/10/2024	5:52	51.0		56.1	44.0
6/10/2024	5:57	44.2		44.4	43.9
6/10/2024	6:02	44.3	44.5	44.6	43.8
6/10/2024	6:07	44.2		44.5	43.9
6/10/2024	6:12	44.4		44.6	44.1
6/10/2024	6:17	44.6		45.0	44.0
6/10/2024	6:22	44.6		44.8	44.4
6/10/2024	6:27	44.9		45.4	44.5
6/10/2024	6:32	44.9	46.5	45.4	44.4
6/10/2024	6:37	44.9		45.4	44.4
6/10/2024	6:42	44.2		44.5	44.0
6/10/2024	6:47	44.5		45.1	43.8
6/10/2024	6:52	45.2		45.4	44.8
6/10/2024	6:57	50.7		55.4	44.9
6/10/2024	23:02	46.7	51.0	48.5	43.1
6/10/2024	23:07	45.9		50.6	43.1
6/10/2024	23:12	48.4		49.3	43.5
6/10/2024	23:17	46.7		48.8	43.8
6/10/2024	23:22	47.3		50.8	43.2
6/10/2024	23:27	57.0		61.4	43.5
6/10/2024	23:32	49.6	49.6	53.2	43.8
6/10/2024	23:37	45.7		47.6	44.0
6/10/2024	23:42	45.5		46.8	44.1
6/10/2024	23:47	55.0		56.5	45.4
6/10/2024	23:52	44.1		45.1	42.9
6/10/2024	23:57	46.0		51.2	42.9
		Mean	47.6		
		Maximum	60.6		
		Minimum	44.1		

Date	Start Time	Leq (5mins)	Leq (30mins)	L10 (5mins)	L90 (5mins)
7/10/2024	0:02	45.0	46.6	46.6	42.9
7/10/2024	0:07	48.6		49.2	43.2
7/10/2024	0:12	45.7		46.6	43.8
7/10/2024	0:17	45.0		46.3	43.6
7/10/2024	0:22	45.0		46.4	43.6
7/10/2024	0:27	48.6		53.1	43.2
7/10/2024	0:32	46.4	47.5	48.1	43.5
7/10/2024	0:37	44.0		44.9	43.0
7/10/2024	0:42	43.8		44.6	42.8
7/10/2024	0:47	48.5		49.1	42.5
7/10/2024	0:52	43.8		44.7	42.8
7/10/2024	0:57	51.7		55.8	42.8
7/10/2024	1:02	58.7	51.9	58.8	46.7
7/10/2024	1:07	48.9		51.3	42.7
7/10/2024	1:12	43.8		44.8	42.4
7/10/2024	1:17	44.4		45.3	43.2
7/10/2024	1:22	45.0		46.4	42.2
7/10/2024	1:27	43.7		44.4	42.3
7/10/2024	1:32	43.0	52.1	43.6	42.4
7/10/2024	1:37	49.6		53.2	41.9
7/10/2024	1:42	42.3		43.1	41.4
7/10/2024	1:47	42.5		43.5	41.5
7/10/2024	1:52	43.1		43.9	41.3
7/10/2024	1:57	59.1		61.9	41.6
7/10/2024	2:02	44.7	43.0	45.0	41.4
7/10/2024	2:07	44.5		45.0	40.9
7/10/2024	2:12	42.6		44.1	41.3
7/10/2024	2:17	41.5		42.2	40.7
7/10/2024	2:22	41.7		43.0	40.6
7/10/2024	2:27	41.7		42.6	40.7
7/10/2024	2:32	41.7	42.0	42.6	40.9
7/10/2024	2:37	41.7		42.4	41.0
7/10/2024	2:42	42.0		43.0	41.2
7/10/2024	2:47	42.0		42.8	41.2
7/10/2024	2:52	42.4		43.6	41.1
7/10/2024	2:57	42.3		43.3	41.3
7/10/2024	3:02	42.0	43.1	42.6	40.8
7/10/2024	3:07	42.0		43.4	40.9
7/10/2024	3:12	40.9		41.4	40.4
7/10/2024	3:17	47.1		49.4	40.7
7/10/2024	3:22	41.1		41.7	40.6
7/10/2024	3:27	41.6		42.6	40.7
7/10/2024	3:32	41.4	51.6	42.1	40.5
7/10/2024	3:37	42.8		43.3	41.5
7/10/2024	3:42	58.8		59.0	41.0
7/10/2024	3:47	46.2		49.6	40.9
7/10/2024	3:52	41.7		42.9	40.6
7/10/2024	3:57	41.9		43.6	40.5
7/10/2024	4:02	40.9	41.5	41.4	40.2
7/10/2024	4:07	42.7		45.8	40.3
7/10/2024	4:12	41.7		42.6	40.6
7/10/2024	4:17	41.4		42.8	40.3
7/10/2024	4:22	41.5		42.5	40.2
7/10/2024	4:27	40.8		41.4	40.2
7/10/2024	4:32	40.5	41.0	40.9	40.1
7/10/2024	4:37	40.9		42.0	40.0
7/10/2024	4:42	41.2		42.4	40.1
7/10/2024	4:47	40.8		42.0	39.3
7/10/2024	4:52	41.4		43.2	40.0
7/10/2024	4:57	41.1		42.2	40.2
7/10/2024	5:02	41.8	41.0	43.2	40.5
7/10/2024	5:07	40.9		42.4	39.5
7/10/2024	5:12	40.8		41.7	39.9
7/10/2024	5:17	40.8		42.2	39.8
7/10/2024	5:22	41.3		42.6	39.6
7/10/2024	5:27	39.9		40.4	39.5
7/10/2024	5:32	42.8	41.0	45.7	39.7
7/10/2024	5:37	40.2		40.9	39.6
7/10/2024	5:42	40.0		40.4	39.5
7/10/2024	5:47	40.1		41.0	39.3
7/10/2024	5:52	41.9		42.5	39.6
7/10/2024	5:57	39.9		40.4	39.5
7/10/2024	6:02	40.5	40.6	41.5	39.1
7/10/2024	6:07	40.9		42.4	39.6
7/10/2024	6:12	39.7		40.3	39.1
7/10/2024	6:17	39.7		40.4	39.2
7/10/2024	6:22	40.7		41.6	39.8
7/10/2024	6:27	41.7		42.2	41.3
7/10/2024	6:32	47.8	43.5	47.9	41.6
7/10/2024	6:37	41.5		42.1	40.7
7/10/2024	6:42	41.8		42.3	41.2
7/10/2024	6:47	41.8		42.2	41.1
7/10/2024	6:52	41.7		42.3	41.0
7/10/2024	6:57	41.8		42.8	41.0
7/10/2024	23:02	47.4	48.2	48.5	45.0
7/10/2024	23:07	46.1		47.5	44.5
7/10/2024	23:12	49.5		49.8	46.5
7/10/2024	23:17	49.3		50.7	45.4
7/10/2024	23:22	48.8		49.7	46.7
7/10/2024	23:27	47.4		48.6	45.9
7/10/2024	23:32	47.2	47.8	48.6	45.5
7/10/2024	23:37	49.4		52.4	45.6
7/10/2024	23:42	47.1		48.1	45.6
7/10/2024	23:47	49.8		51.2	46.1
7/10/2024	23:52	45.5		46.5	44.5
7/10/2024	23:57	46.4		48.6	44.5
		Mean	45.2		
		Maximum	52.1		
		Minimum	40.6		

Station: CM23a

Date	Start Time	Leq (5mins)	Leq (30mins)	L10 (5mins)	L90 (5mins)
8/10/2024	0:02	46.5		49.0	44.4
8/10/2024	0:07	45.2		46.3	43.6
8/10/2024	0:12	46.1	45.6	47.8	44.4
8/10/2024	0:17	45.1		46.7	43.4
8/10/2024	0:22	45.6		47.0	44.1
8/10/2024	0:27	45.1		46.3	44.0
8/10/2024	0:32	48.5		51.7	44.2
8/10/2024	0:37	44.6		45.6	43.6
8/10/2024	0:42	47.1	48.5	49.7	43.8
8/10/2024	0:47	45.3		46.7	43.6
8/10/2024	0:52	47.0		49.5	44.6
8/10/2024	0:57	52.8		53.8	44.9
8/10/2024	1:02	44.9		45.6	44.0
8/10/2024	1:07	44.8		45.6	43.7
8/10/2024	1:12	46.7	45.3	48.1	44.3
8/10/2024	1:17	45.7		48.2	43.5
8/10/2024	1:22	45.3		46.8	43.2
8/10/2024	1:27	43.5		44.6	42.4
8/10/2024	1:32	45.7		46.4	42.8
8/10/2024	1:37	46.0		48.6	42.9
8/10/2024	1:42	44.5	54.3	45.6	43.2
8/10/2024	1:47	44.1		45.0	42.8
8/10/2024	1:52	60.2		62.5	43.4
8/10/2024	1:57	56.5		58.5	42.7
8/10/2024	2:02	59.0		59.5	42.5
8/10/2024	2:07	66.7		68.3	59.6
8/10/2024	2:12	43.8	59.7	44.6	42.1
8/10/2024	2:17	43.5		44.2	42.4
8/10/2024	2:22	44.2		45.1	43.2
8/10/2024	2:27	43.9		45.1	42.5
8/10/2024	2:32	44.0		44.8	42.0
8/10/2024	2:37	45.0		47.3	41.6
8/10/2024	2:42	59.8	52.8	62.7	42.8
8/10/2024	2:47	50.0		53.7	41.8
8/10/2024	2:52	42.9		43.9	41.9
8/10/2024	2:57	43.8		45.2	42.6
8/10/2024	3:02	44.2		45.2	42.9
8/10/2024	3:07	44.4		45.5	43.0
8/10/2024	3:12	58.6	51.6	58.8	44.1
8/10/2024	3:17	45.7		46.2	43.0
8/10/2024	3:22	43.4		44.6	41.7
8/10/2024	3:27	43.6		44.8	42.2
8/10/2024	3:32	45.5		47.9	42.3
8/10/2024	3:37	43.7		44.9	42.1
8/10/2024	3:42	43.2	44.1	44.0	42.2
8/10/2024	3:47	43.6		44.7	42.6
8/10/2024	3:52	43.6		44.4	42.7
8/10/2024	3:57	44.5		46.5	41.9
8/10/2024	4:02	42.0		42.8	41.1
8/10/2024	4:07	42.6		43.7	41.3
8/10/2024	4:12	42.1	42.4	42.7	41.4
8/10/2024	4:17	42.1		43.0	41.3
8/10/2024	4:22	42.2		43.0	41.3
8/10/2024	4:27	43.3		44.4	42.3
8/10/2024	4:32	43.4		44.8	41.9
8/10/2024	4:37	44.1		45.3	41.4
8/10/2024	4:42	53.5	47.2	58.6	41.5
8/10/2024	4:47	42.8		44.0	41.7
8/10/2024	4:52	41.7		42.6	40.4
8/10/2024	4:57	40.7		41.3	40.0
8/10/2024	5:02	41.0		41.8	40.1
8/10/2024	5:07	41.4		42.2	40.5
8/10/2024	5:12	41.1	47.3	42.1	40.0
8/10/2024	5:17	54.1		56.0	40.1
8/10/2024	5:22	40.9		42.0	40.0
8/10/2024	5:27	41.3		42.1	40.4
8/10/2024	5:32	41.2		42.3	40.2
8/10/2024	5:37	40.4		40.9	39.7
8/10/2024	5:42	40.8	47.6	41.5	40.2
8/10/2024	5:47	41.9		43.4	40.0
8/10/2024	5:52	54.4		56.2	40.1
8/10/2024	5:57	42.1		43.9	40.1
8/10/2024	6:02	42.0		42.4	39.8
8/10/2024	6:07	40.3		41.0	39.4
8/10/2024	6:12	40.8	41.0	42.1	39.6
8/10/2024	6:17	41.2		42.3	40.1
8/10/2024	6:22	41.5		42.6	40.5
8/10/2024	6:27	40.1		40.9	39.2
8/10/2024	6:32	39.9		40.6	39.3
8/10/2024	6:37	40.0		40.9	39.3
8/10/2024	6:42	40.6	42.2	41.6	39.7
8/10/2024	6:47	42.5		44.1	41.2
8/10/2024	6:52	42.9		43.8	41.8
8/10/2024	6:57	45.0		47.5	42.4

Date	Start Time	Leq (5mins)	Leq (30mins)	L10 (5mins)	L90 (5mins)
9/10/2024	0:01	50.0		51.0	48.8
9/10/2024	0:06	49.9		51.1	48.6
9/10/2024	0:11	49.3	48.6	50.7	47.3
9/10/2024	0:16	47.0		48.0	45.9
9/10/2024	0:21	47.6		48.5	46.6
9/10/2024	0:26	46.5		47.4	45.3
9/10/2024	0:31	47.1		48.1	45.5
9/10/2024	0:36	47.6		48.2	46.3
9/10/2024	0:41	47.3	47.3	48.3	46.4
9/10/2024	0:46	47.3		48.2	46.5
9/10/2024	0:51	47.4		48.2	46.4
9/10/2024	0:56	47.3		48.0	46.0
9/10/2024	1:01	46.3		47.4	45.1
9/10/2024	1:06	47.4		48.5	46.2
9/10/2024	1:11	47.3	47.8	48.2	46.1
9/10/2024	1:16	48.2		49.8	46.6
9/10/2024	1:21	48.2		50.3	46.3
9/10/2024	1:26	48.7		50.0	47.2
9/10/2024	1:31	50.1		52.4	48.3
9/10/2024	1:36	48.8		49.9	47.2
9/10/2024	1:41	49.3	48.9	50.6	47.9
9/10/2024	1:46	48.9		50.6	47.4
9/10/2024	1:51	48.1		49.2	46.8
9/10/2024	1:56	47.8		48.8	46.7
9/10/2024	2:01	47.8		49.3	46.5
9/10/2024	2:06	48.3		49.8	46.6
9/10/2024	2:11	49.4	48.7	50.9	47.3
9/10/2024	2:16	48.4		49.4	47.3
9/10/2024	2:21	48.7		49.8	47.4
9/10/2024	2:26	49.3		52.8	46.5
9/10/2024	2:31	53.3		54.5	52.0
9/10/2024	2:36	53.9		55.5	51.7
9/10/2024	2:41	52.2	53.8	55.2	47.6
9/10/2024	2:46	54.1		55.6	49.0
9/10/2024	2:51	54.2		55.2	52.9
9/10/2024	2:56	54.6		55.5	53.3
9/10/2024	3:01	54.1		55.1	53.1
9/10/2024	3:06	55.0		55.9	54.1
9/10/2024	3:11	55.7	54.6	58.6	49.3
9/10/2024	3:16	52.5		54.5	49.3
9/10/2024	3:21	55.1		56.5	54.0
9/10/2024	3:26	54.7		55.8	53.2
9/10/2024	3:31	54.3		55.7	53.2
9/10/2024	3:36	54.6		55.5	53.4
9/10/2024	3:41	54.3	53.6	55.4	53.2
9/10/2024	3:46	54.6		55.5	53.7
9/10/2024	3:51	53.4		54.7	47.9
9/10/2024	3:56	46.8		48.0	45.9
9/10/2024	4:01	46.5		47.2	45.7
9/10/2024	4:06	46.3		47.5	44.1
9/10/2024	4:11	44.2	46.2	45.9	42.7
9/10/2024	4:16	47.6		49.8	45.7
9/10/2024	4:21	46.7		47.2	46.3
9/10/2024	4:26	45.4		46.7	43.9
9/10/2024	4:31	46.0		47.0	44.3
9/10/2024	4:36	47.1		47.3	46.5
9/10/2024	4:41	47.3	46.5	48.2	46.3
9/10/2024	4:46	44.7		46.6	43.5
9/10/2024	4:51	46.3		47.2	44.3
9/10/2024	4:56	46.9		47.6	46.3
9/10/2024	5:01	46.6		46.9	46.3
9/10/2024	5:06	45.1		46.1	44.1
9/10/2024	5:11	46.9	46.7	47.2	46.5
9/10/2024	5:16	47.3		47.8	46.6
9/10/2024	5:21	47.4		48.2	46.0
9/10/2024	5:26	46.5		48.3	44.4
9/10/2024	5:31	48.3		49.3	47.0
9/10/2024	5:36	48.0		49.4	46.5
9/10/2024	5:41	46.5	46.9	48.1	44.1
9/10/2024	5:46	45.6		46.5	43.5
9/10/2024	5:51	46.3		46.6	45.8
9/10/2024	5:56	46.3		47.1	45.5
9/10/2024	6:01	44.3		47.0	42.2
9/10/2024	6:06	46.1		47.7	43.3
9/10/2024	6:11	47.1	45.9	48.4	45.9
9/10/2024	6:16	46.7		48.1	45.6
9/10/2024	6:21	44.8		46.9	42.4
9/10/2024	6:26	45.9		46.9	43.3
9/10/2024	6:31	46.5		47.7	45.4
9/10/2024	6:36	45.2		46.3	43.1
9/10/2024	6:41	44.9	45.8	46.3	43.0
9/10/2024	6:46	47.2		49.0	45.7
9/10/2024	6:51	46.2		46.8	45.5
9/10/2024	6:56	44.2		45.9	42.6

Date	Start Time	Leq (5mins)	Leq (30mins)	L10 (5mins)	L90 (5mins)
10/10/2024	0:01	52.8		54.8	50.8
10/10/2024	0:06	55.2		57.7	50.7
10/10/2024	0:11	53.2	53.6	55.6	50.5
10/10/2024	0:16	52.6		54.4	50.2
10/10/2024	0:21	53.2		55.0	51.0
10/10/2024	0:26	54.2		57.0	50.7
10/10/2024	0:31	52.3		53.1	50.6
10/10/2024	0:36	51.0		53.6	47.5
10/10/2024	0:41	50.9	50.6	51.2	50.7
10/10/2024	0:46	50.3		51.5	46.9
10/10/2024	0:51	47.0		47.5	46.2
10/10/2024	0:56	50.5		51.1	49.8
10/10/2024	1:01	51.4		52.0	50.9
10/10/2024	1:06	46.8		47.4	46.2
10/10/2024	1:11	49.8	49.6	51.0	46.2
10/10/2024	1:16	51.0		51.3	50.7
10/10/2024	1:21	47.9		51.1	45.8
10/10/2024	1:26	48.7		50.9	45.9
10/10/2024	1:31	50.9		51.2	50.7
10/10/2024	1:36	49.2		51.1	46.2
10/10/2024	1:41	47.8	49.5	50.1	46.4
10/10/2024	1:46	51.0		51.3	50.6
10/10/2024	1:51	50.0		51.2	45.9
10/10/2024	1:56	46.7		47.4	45.8
10/10/2024	2:01	50.7		51.2	50.1
10/10/2024	2:06	51.1		51.4	50.9
10/10/2024	2:11	46.5	49.8	46.8	46.1
10/10/2024	2:16	49.4		50.8	46.3
10/10/2024	2:21	50.8		51.0	50.5
10/10/2024	2:26	48.8		51.2	46.8
10/10/2024	2:31	47.9		49.8	46.6
10/10/2024	2:36	50.8		51.1	50.4
10/10/2024	2:41	50.2	50.0	51.3	46.9
10/10/2024	2:46	47.7		48.3	46.9
10/10/2024	2:51	50.9		52.5	49.5
10/10/2024	2:56	51.3		51.5	51.0
10/10/2024	3:01	47.2		47.7	46.6
10/10/2024	3:06	49.8		51.3	46.9
10/10/2024	3:11	51.1	49.6	51.5	50.8
10/10/2024	3:16	48.7		51.4	46.7
10/10/2024	3:21	50.6		51.3	49.8
10/10/2024	3:26	49.4		51.6	47.0
10/10/2024	3:31	50.6		51.5	47.6
10/10/2024	3:36	51.3		51.9	50.8
10/10/2024	3:41	47.8	50.1	48.8	46.8
10/10/2024	3:46	49.6		50.9	47.0
10/10/2024	3:51	51.2		51.6	50.7
10/10/2024	3:56	48.7		51.5	46.6
10/10/2024	4:01	50.4		51.3	49.1
10/10/2024	4:06	50.3		51.8	47.2
10/10/2024	4:11	49.6	50.4	51.0	47.4
10/10/2024	4:16	51.1		52.3	46.8
10/10/2024	4:21	48.6		50.8	46.4
10/10/2024	4:26	51.8		52.9	51.0
10/10/2024	4:31	48.5		51.1	46.4
10/10/2024	4:36	50.6		51.1	49.4
10/10/2024	4:41	49.5	49.8	51.4	47.0
10/10/2024	4:46	49.5		51.3	46.5
10/10/2024	4:51	51.1		52.3	48.2
10/10/2024	4:56	48.9		50.7	47.2
10/10/2024	5:01	50.5		51.2	47.5
10/10/2024	5:06	48.2		50.2	46.9
10/10/2024	5:11	51.4	49.9	52.7	50.6
10/10/2024	5:16	47.0		47.6	46.0
10/10/2024	5:21	51.3		52.6	50.0
10/10/2024	5:26	49.1		51.2	46.9
10/10/2024	5:31	50.6		51.0	47.4
10/10/2024	5:36	48.7		51.2	45.1
10/10/2024	5:41	51.6	53.7	52.1	47.4
10/10/2024	5:46	50.4		51.4	45.1
10/10/2024	5:51	52.6		61.2	46.3
10/10/2024	5:56	58.9		63.2	45.6
10/10/2024	6:01	52.0		57.9	46.5
10/10/2024	6:06	49.9		51.6	47.2
10/10/2024	6:11	50.6	51.6	51.8	48.2
10/10/2024	6:16	49.8		51.9	46.1
10/10/2024	6:21	50.2		51.2	47.9
10/10/2024	6:26	54.8		60.2	47.8
10/10/2024	6:31	54.1		56.6	48.8
10/10/2024	6:36	55.5		58.3	49.1
10/10/2024	6:41	50.7	60.4	51.8	48.7
10/10/2024	6:46	55.2		58.4	51.0
10/10/2024	6:51	64.1		69.5	51.2
10/10/2024	6:56	64.7		69.9	50.7

8/10/2024	22:56	51.6		52.9	50.2
8/10/2024	23:01	51.0		52.2	49.9
8/10/2024	23:06	51.2	51.1	52.4	49.9
8/10/2024	23:11	51.3		52.6	49.8
8/10/2024	23:16	51.0		52.2	49.6
8/10/2024	23:21	50.5		51.5	49.5
8/10/2024	23:26	52.1		54.3	50.0
8/10/2024	23:31	54.3		56.4	50.8
8/10/2024	23:36	51.9	52.3	53.2	50.3
8/10/2024	23:41	51.3		52.2	49.8
8/10/2024	23:46	51.6		52.9	50.3
8/10/2024	23:51	51.8		53.2	50.2
		Mean	48.3		
		Maximum	59.7		
		Minimum	41.0		

9/10/2024	23:01	53.1		54.9	50.9
9/10/2024	23:06	54.1		56.1	52.1
9/10/2024	23:11	53.4	54.5	54.8	51.6
9/10/2024	23:16	54.2		56.1	51.2
9/10/2024	23:21	55.7		57.9	53.1
9/10/2024	23:26	55.9		58.7	53.1
9/10/2024	23:31	55.1		56.9	52.7
9/10/2024	23:36	53.7		55.1	52.1
9/10/2024	23:41	57.7	56.0	59.0	52.7
9/10/2024	23:46	56.7		58.7	53.9
9/10/2024	23:51	55.9		57.4	53.6
9/10/2024	23:56	55.9		58.4	51.3
		Mean	49.5		
		Maximum	56.0		
		Minimum	45.8		

10/10/2024	23:01	53.1		54.6	51.2
10/10/2024	23:06	52.8		54.2	50.9
10/10/2024	23:11	52.5	52.5	53.8	51.2
10/10/2024	23:16	53.4		54.8	51.7
10/10/2024	23:21	51.7		54.0	48.3
10/10/2024	23:26	50.7		53.0	48.2
10/10/2024	23:31	52.7		54.0	51.4
10/10/2024	23:36	52.7		54.0	51.6
10/10/2024	23:41	53.3	52.8	54.5	52.2
10/10/2024	23:46	53.0		54.0	51.7
10/10/2024	23:51	52.1		53.0	51.1
10/10/2024	23:56	53.0		54.5	51.5
		Mean	51.5		
		Maximum	60.4		
		Minimum	49.5		

Station: CM23a

Date	Start Time	Leq (5mins)	Leq (30mins)	L10 (5mins)	L90 (5mins)
11/10/2024	0:01	52.8		53.9	51.4
11/10/2024	0:09	51.3		55.4	49.4
11/10/2024	0:14	51.9	52.6	55.0	49.8
11/10/2024	0:19	53.3		53.4	50.3
11/10/2024	0:24	53.5		53.7	50.0
11/10/2024	0:29	52.5		53.0	50.0
11/10/2024	0:34	52.2		55.2	48.7
11/10/2024	0:39	54.1		55.5	50.3
11/10/2024	0:44	55.5	53.2	58.4	51.5
11/10/2024	0:49	51.9		54.9	49.0
11/10/2024	0:54	52.5		52.9	50.2
11/10/2024	0:59	51.6		54.4	48.9
11/10/2024	1:04	52.6		55.0	49.7
11/10/2024	1:09	52.2		56.5	49.8
11/10/2024	1:14	52.1	52.3	54.4	49.0
11/10/2024	1:19	52.1		55.6	49.4
11/10/2024	1:24	52.7		53.4	49.9
11/10/2024	1:29	51.9		54.2	49.3
11/10/2024	1:34	52.5		52.9	49.0
11/10/2024	1:39	52.8		55.5	50.7
11/10/2024	1:44	51.8	52.4	54.1	49.5
11/10/2024	1:49	53.5		53.7	50.5
11/10/2024	1:54	52.0		54.4	50.8
11/10/2024	1:59	51.4		55.3	49.2
11/10/2024	2:04	52.5		55.5	49.8
11/10/2024	2:09	53.2		55.6	50.0
11/10/2024	2:14	52.7	52.8	54.4	50.1
11/10/2024	2:19	52.9		53.1	49.7
11/10/2024	2:24	53.3		55.4	49.4
11/10/2024	2:29	52.3		54.6	50.5
11/10/2024	2:34	52.5		55.2	50.3
11/10/2024	2:39	53.0		56.9	50.7
11/10/2024	2:44	51.6	52.6	54.8	49.8
11/10/2024	2:49	52.1		53.5	49.1
11/10/2024	2:54	52.9		54.7	49.3
11/10/2024	2:59	53.1		54.1	50.5
11/10/2024	3:04	52.4		54.6	49.1
11/10/2024	3:09	52.8		54.3	48.8
11/10/2024	3:14	51.1	52.1	54.8	49.0
11/10/2024	3:19	51.6		53.6	49.0
11/10/2024	3:24	52.6		53.9	49.2
11/10/2024	3:29	51.9		54.6	49.3
11/10/2024	3:34	51.8		54.4	49.9
11/10/2024	3:39	51.1		53.7	48.7
11/10/2024	3:44	51.4	52.0	52.6	49.7
11/10/2024	3:49	52.7		54.0	48.3
11/10/2024	3:54	52.3		52.7	49.7
11/10/2024	3:59	52.2		54.0	49.4
11/10/2024	4:04	52.3		54.1	49.1
11/10/2024	4:09	50.7		53.8	49.0
11/10/2024	4:14	52.9	51.9	55.0	50.1
11/10/2024	4:19	52.5		52.6	49.2
11/10/2024	4:24	51.0		54.7	49.6
11/10/2024	4:29	51.3		55.0	48.7
11/10/2024	4:34	52.3		53.3	50.0
11/10/2024	4:39	51.1		53.9	50.3
11/10/2024	4:44	53.0	52.0	54.3	50.4
11/10/2024	4:49	50.5		53.1	49.6
11/10/2024	4:54	52.1		52.7	49.3
11/10/2024	4:59	52.6		53.4	49.3
11/10/2024	5:04	51.8		52.8	49.8
11/10/2024	5:09	52.8		53.4	49.9
11/10/2024	5:14	51.7	52.0	53.4	49.8
11/10/2024	5:19	52.9		54.0	49.4
11/10/2024	5:24	51.8		53.5	50.1
11/10/2024	5:29	50.7		54.6	50.3
11/10/2024	5:34	51.3		53.8	50.3
11/10/2024	5:39	52.5		54.9	50.5
11/10/2024	5:44	51.3	51.9	52.7	49.4
11/10/2024	5:49	51.6		55.0	50.3
11/10/2024	5:54	51.5		53.3	50.5
11/10/2024	5:59	52.9		55.1	50.7
11/10/2024	6:04	52.5		55.8	50.7
11/10/2024	6:09	52.6		55.6	49.5
11/10/2024	6:14	53.1	52.7	55.7	50.8
11/10/2024	6:19	52.5		54.0	50.3
11/10/2024	6:24	53.0		53.9	48.9
11/10/2024	6:29	52.7		54.8	49.4
11/10/2024	6:34	53.7		55.1	49.8
11/10/2024	6:39	53.4		54.6	49.8
11/10/2024	6:44	51.7	52.3	53.7	50.6
11/10/2024	6:49	50.8		53.9	49.1
11/10/2024	6:54	51.9		54.2	48.8
11/10/2024	6:59	51.4		54.1	48.9

Date	Start Time	Leq (5mins)	Leq (30mins)	L10 (5mins)	L90 (5mins)
12/10/2024	0:01	53.7		54.3	53.1
12/10/2024	0:06	53.4		53.8	53.1
12/10/2024	0:11	48.6	51.6	53.1	42.4
12/10/2024	0:16	42.5		43.0	42.1
12/10/2024	0:21	49.9		53.0	44.4
12/10/2024	0:26	53.4		53.7	53.2
12/10/2024	0:31	53.4		53.7	53.2
12/10/2024	0:36	48.0		53.2	42.2
12/10/2024	0:41	43.1	51.7	44.0	42.1
12/10/2024	0:46	51.4		54.0	42.5
12/10/2024	0:51	53.7		53.9	53.4
12/10/2024	0:56	53.4		53.5	53.2
12/10/2024	1:01	51.1		53.2	42.3
12/10/2024	1:06	43.1		45.6	41.8
12/10/2024	1:11	44.7	50.8	44.9	42.5
12/10/2024	1:16	53.2		53.5	52.7
12/10/2024	1:21	53.5		53.8	53.2
12/10/2024	1:26	50.4		53.3	42.7
12/10/2024	1:31	46.0		48.6	42.8
12/10/2024	1:36	51.9		53.9	44.5
12/10/2024	1:41	53.6	52.2	53.8	53.4
12/10/2024	1:46	53.2		53.5	53.0
12/10/2024	1:51	53.0		53.2	52.8
12/10/2024	1:56	52.3		53.1	43.8
12/10/2024	2:01	44.4		45.0	42.5
12/10/2024	2:06	44.6		45.8	43.2
12/10/2024	2:11	53.1	51.8	53.8	51.3
12/10/2024	2:16	53.5		53.9	53.3
12/10/2024	2:21	53.4		53.5	53.2
12/10/2024	2:26	53.3		53.5	52.9
12/10/2024	2:31	51.3		53.2	42.6
12/10/2024	2:36	42.8		43.2	42.0
12/10/2024	2:41	48.2	51.6	50.1	42.7
12/10/2024	2:46	52.9		53.5	51.5
12/10/2024	2:51	53.6		53.9	53.4
12/10/2024	2:56	53.4		53.5	53.1
12/10/2024	3:01	51.0		53.3	42.8
12/10/2024	3:06	44.9		46.0	43.9
12/10/2024	3:11	46.0	50.8	48.5	43.1
12/10/2024	3:16	50.4		53.3	42.8
12/10/2024	3:21	53.5		53.8	53.2
12/10/2024	3:26	53.0		53.8	43.6
12/10/2024	3:31	43.2		43.8	42.7
12/10/2024	3:36	42.4		43.1	41.9
12/10/2024	3:41	48.1	49.6	52.6	42.0
12/10/2024	3:46	53.6		53.8	53.4
12/10/2024	3:51	52.9		54.4	41.9
12/10/2024	3:56	42.1		42.4	41.6
12/10/2024	4:01	42.2		42.9	41.5
12/10/2024	4:06	51.9		53.5	41.8
12/10/2024	4:11	53.9	49.5	54.7	53.5
12/10/2024	4:16	49.5		54.5	42.6
12/10/2024	4:21	42.1		42.4	41.7
12/10/2024	4:26	42.3		42.9	41.8
12/10/2024	4:31	52.6		53.9	42.2
12/10/2024	4:36	54.3		54.7	53.9
12/10/2024	4:41	50.5	51.0	54.2	41.9
12/10/2024	4:46	42.4		43.1	41.7
12/10/2024	4:51	42.7		43.3	41.4
12/10/2024	4:56	51.8		53.8	41.8
12/10/2024	5:01	54.3		55.2	53.8
12/10/2024	5:06	48.0		54.4	41.4
12/10/2024	5:11	41.8	51.1	42.2	41.5
12/10/2024	5:16	41.9		42.4	41.5
12/10/2024	5:21	51.4		53.8	41.8
12/10/2024	5:26	54.3		55.2	53.8
12/10/2024	5:31	50.4		54.6	41.7
12/10/2024	5:36	42.4		43.5	41.6
12/10/2024	5:41	41.9	50.1	42.2	41.5
12/10/2024	5:46	48.6		52.5	41.5
12/10/2024	5:51	53.8		54.2	53.5
12/10/2024	5:56	52.2		55.0	41.8
12/10/2024	6:01	42.5		43.1	42.0
12/10/2024	6:06	41.8		42.1	41.4
12/10/2024	6:11	48.2	49.7	52.7	41.5
12/10/2024	6:16	54.0		54.5	53.4
12/10/2024	6:21	52.8		55.3	41.6
12/10/2024	6:26	41.7		42.1	41.4
12/10/2024	6:31	41.7		42.0	41.3
12/10/2024	6:36	42.1		42.3	41.4
12/10/2024	6:41	53.5	49.5	54.2	52.5
12/10/2024	6:46	54.0		55.3	42.2
12/10/2024	6:51	41.7		42.1	41.4
12/10/2024	6:56	41.9		42.3	41.5

Date	Start Time	Leq (5mins)	Leq (30mins)	L10 (5mins)	L90 (5mins)
13/10/2024	0:01	45.9		46.3	44.3
13/10/2024	0:06	55.4		55.7	55.0
13/10/2024	0:11	56.1	56.3	56.5	55.8
13/10/2024	0:16	56.8		57.7	56.0
13/10/2024	0:21	58.3		58.9	57.8
13/10/2024	0:26	58.0		58.3	57.6
13/10/2024	0:31	57.8		58.3	57.4
13/10/2024	0:36	57.8		58.2	57.2
13/10/2024	0:41	45.7	54.1	47.1	44.2
13/10/2024	0:46	44.9		45.1	44.1
13/10/2024	0:51	44.8		45.5	44.3
13/10/2024	0:56	53.5		55.7	44.4
13/10/2024	1:01	56.0		56.4	55.6
13/10/2024	1:06	56.7		57.4	56.2
13/10/2024	1:11	57.1	54.9	58.0	56.6
13/10/2024	1:16	46.2		47.0	45.3
13/10/2024	1:21	46.0		46.2	45.2
13/10/2024	1:26	55.8		56.3	55.1
13/10/2024	1:31	56.6		57.6	56.0
13/10/2024	1:36	58.7		59.2	58.2
13/10/2024	1:41	52.5	55.0	58.8	44.9
13/10/2024	1:46	45.0		45.6	44.5
13/10/2024	1:51	49.0		54.7	44.5
13/10/2024	1:56	56.1		56.5	55.4
13/10/2024	2:01	56.8		58.2	56.0
13/10/2024	2:06	58.2		58.9	57.4
13/10/2024	2:11	49.1	54.5	49.3	44.7
13/10/2024	2:16	47.9		51.3	44.6
13/10/2024	2:21	46.5		47.6	44.4
13/10/2024	2:26	55.4		56.5	46.0
13/10/2024	2:31	56.5		56.8	56.2
13/10/2024	2:36	45.9		46.3	44.4
13/10/2024	2:41	44.7	53.4	45.2	44.2
13/10/2024	2:46	50.2		55.6	44.2
13/10/2024	2:51	56.5		56.8	56.1
13/10/2024	2:56	54.1		56.8	44.0
13/10/2024	3:01	44.6		45.1	44.1
13/10/2024	3:06	44.9		45.5	44.2
13/10/2024	3:11	53.4	52.0	56.4	44.5
13/10/2024	3:16	56.5		56.8	56.3
13/10/2024	3:21	52.8		58.3	43.9
13/10/2024	3:26	44.8		45.4	44.1
13/10/2024	3:31	44.8		45.4	44.1
13/10/2024	3:36	54.6		56.8	44.7
13/10/2024	3:41	56.7	52.6	57.0	56.4
13/10/2024	3:46	46.7		47.7	44.8
13/10/2024	3:51	46.6		48.1	44.9
13/10/2024	3:56	53.5		56.8	45.2
13/10/2024	4:01	56.9		57.3	56.7
13/10/2024	4:06	51.8		56.5	44.4
13/10/2024	4:11	44.8	53.8	45.5	44.2
13/10/2024	4:16	45.5		47.2	44.4
13/10/2024	4:21	54.0		56.9	45.0
13/10/2024	4:26	56.7		56.9	56.4
13/10/2024	4:31	47.1		48.6	44.7
13/10/2024	4:36	46.1		46.4	44.8
13/10/2024	4:41	47.4	52.1	50.0	44.6
13/10/2024	4:46	53.7		57.1	44.7
13/10/2024	4:51	57.0		57.6	56.4
13/10/2024	4:56	49.4		49.5	44.6
13/10/2024	5:01	45.5		46.0	45.0
13/10/2024	5:06	45.8		46.5	44.6
13/10/2024	5:11	54.3	52.0	57.3	45.0
13/10/2024	5:16	57.0		57.2	56.7
13/10/2024	5:21	48.0		48.6	44.3
13/10/2024	5:26	45.9		46.5	45.1
13/10/2024	5:31	45.9		46.7	45.2
13/10/2024	5:36	54.0		57.1	45.1
13/10/2024	5:41	56.9	51.8	57.2	56.6
13/10/2024	5:46	47.6		48.6	44.7
13/10/2024	5:51	45.8		46.6	45.1
13/10/2024	5:56	45.7		46.4	45.0
13/10/2024	6:01	49.9		55.9	45.0
13/10/2024	6:06	57.2		57.5	57.0
13/10/2024	6:11	53.4	52.0	56.9	45.3
13/10/2024	6:16	45.1		45.7	44.6
13/10/2024	6:21	44.8		45.3	44.4
13/10/2024	6:26	46.3		47.7	44.8
13/10/2024	6:31	57.1		57.4	56.8
13/10/2024	6:36	54.0		57.2	45.2
13/10/2024	6:41	45.7	53.1	46.5	44.9
13/10/2024	6:46	45.8		47.0	44.8
13/10/2024	6:51	45.8		46.6	44.8
13/10/2024	6:56	55.3		57.5	46.3

11/10/2024	23:01	53.1		53.3	52.9
11/10/2024	23:06	52.9		53.1	52.7
11/10/2024	23:11	52.7	50.9	53.0	52.5
11/10/2024	23:16	43.8		47.5	41.9
11/10/2024	23:21	43.3		44.8	42.0
11/10/2024	23:26	50.2		53.2	42.1
11/10/2024	23:31	53.6		54.3	53.2
11/10/2024	23:36	53.6		53.9	53.2
11/10/2024	23:41	51.0	51.7	53.1	42.5
11/10/2024	23:46	43.0		43.7	42.3
11/10/2024	23:51	48.5		52.6	42.0
11/10/2024	23:56	53.3		53.5	53.1
		Mean	52.2		
		Maximum	53.2		
		Minimum	50.9		

12/10/2024	23:01	57.8		59.5	51.8
12/10/2024	23:06	51.5		52.3	50.7
12/10/2024	23:11	53.5	56.8	56.5	50.2
12/10/2024	23:16	57.2		57.6	56.7
12/10/2024	23:21	58.2		59.2	57.0
12/10/2024	23:26	58.5		58.9	57.8
12/10/2024	23:31	57.5		57.9	57.1
12/10/2024	23:36	57.7		58.0	57.4
12/10/2024	23:41	57.7	55.8	58.0	57.4
12/10/2024	23:46	56.6		57.6	47.6
12/10/2024	23:51	48.3		50.7	45.8
12/10/2024	23:56	45.8		46.6	45.0
		Mean	51.5		
		Maximum	56.8		
		Minimum	49.5		

13/10/2024	23:01	53.2		54.3	51.7
13/10/2024	23:06	52.4		53.8	50.9
13/10/2024	23:11	52.6	53.9	53.8	51.2
13/10/2024	23:16	53.9		55.0	52.0
13/10/2024	23:21	52.3		53.6	50.4
13/10/2024	23:26	57.0		59.4	50.6
13/10/2024	23:31	54.9		57.5	50.4
13/10/2024	23:36	52.2		53.4	50.3
13/10/2024	23:41	51.4	52.0	52.9	49.8
13/10/2024	23:46	50.7		52.0	49.0
13/10/2024	23:51	50.4		51.9	48.8
13/10/2024	23:56	50.7		51.9	49.2
		Mean	53.3		
		Maximum	56.3		
		Minimum	51.8		

Station: CM23a

Date	Start Time	Leq (5mins)	Leq (30mins)	L10 (5mins)	L90 (5mins)
14/10/2024	0:01	50.0		51.1	48.4
14/10/2024	0:06	49.8		50.8	48.8
14/10/2024	0:11	51.1	50.6	52.2	49.7
14/10/2024	0:16	51.6		53.5	49.4
14/10/2024	0:21	50.3		51.6	48.8
14/10/2024	0:26	50.5		51.9	48.5
14/10/2024	0:31	49.1		50.3	47.6
14/10/2024	0:36	49.1		50.8	47.6
14/10/2024	0:41	50.6	49.4	51.9	48.6
14/10/2024	0:46	50.2		51.7	48.4
14/10/2024	0:51	48.6		49.8	47.2
14/10/2024	0:56	48.2		49.2	46.9
14/10/2024	1:01	48.5		49.7	47.2
14/10/2024	1:06	49.1		50.0	48.1
14/10/2024	1:11	48.8	48.8	49.7	47.9
14/10/2024	1:16	48.7		49.6	47.8
14/10/2024	1:21	49.3		50.4	47.7
14/10/2024	1:26	48.1		48.6	47.1
14/10/2024	1:31	48.7		50.3	47.3
14/10/2024	1:36	52.9		55.4	49.3
14/10/2024	1:41	52.2	50.6	54.4	46.4
14/10/2024	1:46	48.9		49.9	47.9
14/10/2024	1:51	48.9		49.8	48.0
14/10/2024	1:56	49.7		50.9	48.4
14/10/2024	2:01	49.6		50.3	48.8
14/10/2024	2:06	49.8		50.7	48.8
14/10/2024	2:11	49.5	51.8	50.7	48.3
14/10/2024	2:16	49.4		50.7	48.0
14/10/2024	2:21	53.5		56.1	48.9
14/10/2024	2:26	55.1		55.8	54.3
14/10/2024	2:31	55.1		56.2	54.0
14/10/2024	2:36	52.3		55.0	49.4
14/10/2024	2:41	51.1	54.1	54.2	49.4
14/10/2024	2:46	55.1		56.2	54.0
14/10/2024	2:51	54.8		55.7	53.8
14/10/2024	2:56	54.8		55.6	53.8
14/10/2024	3:01	51.6		54.7	49.0
14/10/2024	3:06	53.3		55.7	48.8
14/10/2024	3:11	55.4	54.6	56.3	54.4
14/10/2024	3:16	55.6		56.7	54.3
14/10/2024	3:21	55.6		56.5	54.6
14/10/2024	3:26	54.8		55.7	53.8
14/10/2024	3:31	55.2		56.1	53.9
14/10/2024	3:36	55.4		56.7	54.0
14/10/2024	3:41	54.9	53.0	55.9	53.7
14/10/2024	3:46	50.8		54.1	45.0
14/10/2024	3:51	46.2		46.4	44.4
14/10/2024	3:56	45.4		46.7	44.4
14/10/2024	4:01	47.1		48.4	45.1
14/10/2024	4:06	45.4		46.5	44.5
14/10/2024	4:11	46.9	45.7	48.9	44.6
14/10/2024	4:16	44.7		46.3	43.4
14/10/2024	4:21	44.7		45.7	43.8
14/10/2024	4:26	44.9		45.5	44.2
14/10/2024	4:31	44.2		44.9	43.5
14/10/2024	4:36	44.7		46.2	43.4
14/10/2024	4:41	44.9	44.2	46.2	43.5
14/10/2024	4:46	43.6		44.2	42.9
14/10/2024	4:51	43.7		44.3	43.0
14/10/2024	4:56	43.9		44.7	43.2
14/10/2024	5:01	43.6		44.2	43.1
14/10/2024	5:06	44.0		45.5	43.2
14/10/2024	5:11	43.9	43.9	44.6	43.2
14/10/2024	5:16	43.1		43.7	42.5
14/10/2024	5:21	44.2		45.2	42.9
14/10/2024	5:26	44.4		45.3	43.4
14/10/2024	5:31	43.5		44.0	42.9
14/10/2024	5:36	44.7		46.6	43.5
14/10/2024	5:41	45.7	46.8	47.3	43.6
14/10/2024	5:46	46.6		48.8	43.2
14/10/2024	5:51	48.8		49.7	47.9
14/10/2024	5:56	48.8		50.1	47.6
14/10/2024	6:01	48.4		49.1	47.7
14/10/2024	6:06	48.4		49.0	47.7
14/10/2024	6:11	48.5	49.2	49.2	47.7
14/10/2024	6:16	48.4		49.0	47.8
14/10/2024	6:21	48.2		48.9	47.6
14/10/2024	6:26	52.0		52.6	51.2
14/10/2024	6:31	51.6		52.3	50.9
14/10/2024	6:36	51.7		52.2	51.2
14/10/2024	6:41	52.4	54.1	53.1	51.7
14/10/2024	6:46	51.7		52.5	50.8
14/10/2024	6:51	57.8		60.7	52.4
14/10/2024	6:56	55.2		58.9	51.0
14/10/2024	23:01	58.9		61.6	55.4
14/10/2024	23:06	58.3		62.3	50.3
14/10/2024	23:11	50.4	54.9	51.1	49.6
14/10/2024	23:16	49.6		50.0	49.2
14/10/2024	23:21	50.2		50.6	49.7
14/10/2024	23:26	49.1		50.9	45.9
14/10/2024	23:31	46.6		47.3	45.9
14/10/2024	23:36	48.1		50.5	45.8
14/10/2024	23:41	47.0	47.1	48.2	46.0
14/10/2024	23:46	46.5		47.4	45.2
14/10/2024	23:51	46.8		47.5	46.1
14/10/2024	23:56	47.3		47.4	46.3
		Mean	49.9		
		Maximum	54.9		
		Minimum	43.9		

Date	Start Time	Leq (5mins)	Leq (30mins)	L10 (5mins)	L90 (5mins)
15/10/2024	0:01	45.9		46.4	45.3
15/10/2024	0:06	46.1		47.4	45.1
15/10/2024	0:11	45.0	46.4	45.5	44.7
15/10/2024	0:16	44.8		45.3	44.1
15/10/2024	0:21	45.4		46.0	45.1
15/10/2024	0:26	49.2		50.9	45.9
15/10/2024	0:31	48.2		48.5	47.9
15/10/2024	0:36	48.5		49.0	48.1
15/10/2024	0:41	48.3	48.6	48.7	47.8
15/10/2024	0:46	48.8		49.1	48.5
15/10/2024	0:51	49.0		49.7	48.4
15/10/2024	0:56	48.8		49.1	48.5
15/10/2024	1:01	48.9		49.4	48.4
15/10/2024	1:06	51.0		52.8	49.5
15/10/2024	1:11	49.2	50.1	49.6	48.8
15/10/2024	1:16	49.5		50.4	48.8
15/10/2024	1:21	50.9		52.1	49.4
15/10/2024	1:26	50.4		51.9	48.8
15/10/2024	1:31	50.1		51.1	48.7
15/10/2024	1:36	49.9		51.6	48.4
15/10/2024	1:41	50.1	49.2	51.2	49.1
15/10/2024	1:46	46.6		48.5	45.1
15/10/2024	1:51	47.9		49.1	45.6
15/10/2024	1:56	49.6		51.9	48.4
15/10/2024	2:01	49.7		51.3	48.3
15/10/2024	2:06	50.5		52.2	49.0
15/10/2024	2:11	50.4	49.7	51.9	49.0
15/10/2024	2:16	51.0		52.1	49.9
15/10/2024	2:21	49.5		51.6	45.2
15/10/2024	2:26	44.7		45.3	43.8
15/10/2024	2:31	48.4		49.2	47.7
15/10/2024	2:36	48.4		48.8	48.0
15/10/2024	2:41	48.0	48.6	48.6	47.6
15/10/2024	2:46	49.0		50.7	47.9
15/10/2024	2:51	49.2		51.7	45.5
15/10/2024	2:56	48.2		48.6	47.7
15/10/2024	3:01	48.8		49.2	48.4
15/10/2024	3:06	48.5		49.3	47.9
15/10/2024	3:11	47.2	48.8	48.9	45.1
15/10/2024	3:16	49.0		52.0	46.4
15/10/2024	3:21	49.0		50.1	48.1
15/10/2024	3:26	49.8		51.7	48.3
15/10/2024	3:31	49.4		50.2	48.7
15/10/2024	3:36	47.6		50.5	43.5
15/10/2024	3:41	46.4	48.5	48.6	44.4
15/10/2024	3:46	49.7		51.4	48.2
15/10/2024	3:51	49.0		50.3	47.9
15/10/2024	3:56	48.3		48.7	48.0
15/10/2024	4:01	44.0		44.6	43.2
15/10/2024	4:06	48.0		48.9	43.5
15/10/2024	4:11	48.2	47.2	48.8	47.7
15/10/2024	4:16	48.4		48.9	48.0
15/10/2024	4:21	47.9		48.6	45.0
15/10/2024	4:26	44.7		45.5	43.9
15/10/2024	4:31	48.1		48.8	45.9
15/10/2024	4:36	49.0		50.2	48.1
15/10/2024	4:41	48.4	47.8	48.8	47.7
15/10/2024	4:46	46.3		48.9	43.6
15/10/2024	4:51	45.7		48.0	43.0
15/10/2024	4:56	48.4		48.6	48.0
15/10/2024	5:01	48.9		49.3	48.4
15/10/2024	5:06	47.6		48.7	43.2
15/10/2024	5:11	48.6	48.7	50.6	45.9
15/10/2024	5:16	49.5		50.7	48.2
15/10/2024	5:21	48.5		49.0	48.1
15/10/2024	5:26	48.7		49.3	48.2
15/10/2024	5:31	46.7		48.7	44.7
15/10/2024	5:36	45.4		48.4	41.8
15/10/2024	5:41	48.8	47.0	49.6	48.3
15/10/2024	5:46	48.2		48.5	47.9
15/10/2024	5:51	46.7		48.5	43.4
15/10/2024	5:56	44.8		47.5	43.1
15/10/2024	6:01	48.2		48.6	47.6
15/10/2024	6:06	48.0		48.5	47.5
15/10/2024	6:11	48.0	47.4	48.6	47.4
15/10/2024	6:16	43.7		44.1	43.3
15/10/2024	6:21	47.0		48.0	43.8
15/10/2024	6:26	48.1		48.4	47.8
15/10/2024	6:31	48.4		48.7	48.0
15/10/2024	6:36	45.1		48.4	43.4
15/10/2024	6:41	46.4	47.1	48.1	43.9
15/10/2024	6:46	48.3		48.8	47.8
15/10/2024	6:51	48.2		49.1	44.8
15/10/2024	6:56	45.0		46.3	43.7
15/10/2024	23:01	50.0		51.4	47.5
15/10/2024	23:06	49.4		51.7	47.0
15/10/2024	23:11	48.1	48.6	48.6	47.4
15/10/2024	23:16	48.3		49.0	47.7
15/10/2024	23:21	47.8		48.4	47.2
15/10/2024	23:26	47.6		47.9	47.3
15/10/2024	23:31	47.9		48.8	47.0
15/10/2024	23:36	47.8		48.5	47.0
15/10/2024	23:41	47.7	48.0	48.2	47.3
15/10/2024	23:46	47.3		47.8	46.6
15/10/2024	23:51	47.3		47.6	47.0
15/10/2024	23:56	49.6		52.9	46.9
		Mean	48.2		
		Maximum	50.1		
		Minimum	46.4		

Date	Start Time	Leq (5mins)	Leq (30mins)	L10 (5mins)	L90 (5mins)
16/10/2024	0:01	46.9		47.3	46.5
16/10/2024	0:06	47.2		47.5	47.0
16/10/2024	0:11	47.3	47.3	47.4	46.7
16/10/2024	0:16	47.9		49.1	46.4
16/10/2024	0:21	47.7		48.9	46.6
16/10/2024	0:26	47.0		48.5	46.3
16/10/2024	0:31	46.9		48.0	46.3
16/10/2024	0:36	47.9		48.9	46.9
16/10/2024	0:41	47.2	47.4	47.9	46.4
16/10/2024	0:46	47.4		48.3	46.6
16/10/2024	0:51	47.5		48.3	46.5
16/10/2024	0:56	47.7		49.4	46.3
16/10/2024	1:01	48.5		49.6	46.9
16/10/2024	1:06	47.4		49.6	45.8
16/10/2024	1:11	47.5	47.7	48.4	46.5
16/10/2024	1:16	47.1		47.7	46.5
16/10/2024	1:21	47.6		48.4	46.7
16/10/2024	1:26	48.1		49.2	46.6
16/10/2024	1:31	46.9		47.7	46.2
16/10/2024	1:36	47.5		48.4	46.6
16/10/2024	1:41	48.3	47.4	49.7	47.2
16/10/2024	1:46	47.6		48.3	46.6
16/10/2024	1:51	47.3		47.9	46.7
16/10/2024	1:56	46.5		46.9	46.1
16/10/2024	2:01	46.7		47.2	46.3
16/10/2024	2:06	46.9		47.4	46.3
16/10/2024	2:11	46.4	46.7	46.8	45.9
16/10/2024	2:16	46.6		47.1	46.0
16/10/2024	2:21	47.1		48.0	46.3
16/10/2024	2:26	46.5		47.0	46.1
16/10/2024	2:31	47.3		47.5	46.2
16/10/2024	2:36	46.4		47.1	45.9
16/10/2024	2:41	47.0	47.5	48.0	46.2
16/10/2024	2:46	49.2		52.4	46.5
16/10/2024	2:51	47.1		48.0	46.3
16/10/2024	2:56	47.3		48.0	46.5
16/10/2024	3:01	46.8		47.8	45.6
16/10/2024	3:06	47.1		47.9	46.4
16/10/2024	3:11	48.1	47.9	49.0	46.7
16/10/2024	3:16	48.8		50.3	46.8
16/10/2024	3:21	48.4		49.7	46.8
16/10/2024	3:26	47.6		48.7	46.6
16/10/2024	3:31	48.3		49.8	46.8
16/10/2024	3:36	48.3		50.1	46.7
16/10/2024	3:41	47.8	48.1	48.8	46.8
16/10/2024	3:46	48.2		49.2	47.1
16/10/2024	3:51	48.0		49.3	46.9
16/10/2024	3:56	48.0		49.2	46.8
16/10/2024	4:01	48.1		49.8	46.8
16/10/2024	4:06	48.6		49.6	47.6
16/10/2024	4:11	48.4	48.5	49.6	47.2
16/10/2024	4:16	48.0		49.5	46.6
16/10/2024	4:21	48.4		49.7	46.7
16/10/2024	4:26	49.3		51.2	47.2
16/10/2024	4:31	51.1		52.9	48.6
16/10/2024	4:36	50.2		52.4	47.8
16/10/2024	4:41	49.5	50.3	50.9	47.8
16/10/2024	4:46	50.6		53.4	47.5
16/10/2024	4:51	50.6		52.2	47.9
16/10/2024	4:56	49.7		51.1	48.2
16/10/2024	5:01	49.2		50.8	47.9
16/10/2024	5:06	50.0		52.4	47.8
16/10/2024	5:11	50.0	50.1	51.9	47.4
16/10/2024	5:16	51.1		53.4	48.7
16/10/2024	5:21	49.7		51.8	47.6
16/10/2024	5:26	50.4		52.5	47.9
16/10/2024	5:31	49.3		51.1	47.3
16/10/2024	5:36	49.2		50.8	47.6
16/10/2024	5:41	49.1	49.3	50.8	47.5
16/10/2024	5:46	49.0		50.5	47.4
16/10/2024	5:51	49.0		50.4	47.6
16/10/2024	5:56	50.3		52.2	48.0
16/10/2024	6:01	51.7		54.2	48.4
16/10/2024	6:06	51.7		53.3	49.0
16/10/2024	6:11	51.5	51.5	53.4	49.1
16/10/2024	6:16	51.0		52.6	49.2
16/10/2024	6:21	52.2		54.1	50.3
16/10/2024	6:26	51.0		53.0	48.5
16/10/2024	6:31	50.7		52.1	49.1
16/10/2024	6:36	49.6		51.2	47.6
16/10/2024	6:41	49.1	50.2	50.6	47.3
16/10/2024	6:46	50.5		52.1	48.2
16/10/2024	6:51	50.8		52.9	48.7
16/10/2024	6:56	50.3		52.3	47.8
		Mean	48.6		
		Maximum	51.5		
		Minimum	46.7		

Summary of Noise Monitoring Results during 23:00 - 07:00 on the next day at CM23a	
	Leq (30mins)
Mean	48.8
Maximum	60.6
Minimum	39.8

Appendix 3-2-20 Baseline Noise Monitoring Data at CM24

Station: CM24

Date	Start Time	Leq (5mins)	Leq (30mins)	L10 (5mins)	L90 (5mins)
3/10/2024	12:24	47.3		48.9	46.1
3/10/2024	12:29	48.2		48.8	45.9
3/10/2024	12:34	47.1	47.7	48.7	46.3
3/10/2024	12:39	48.7		49.4	47.5
3/10/2024	12:44	47.0		48.4	46.9
3/10/2024	12:49	47.8		49.6	46.4
3/10/2024	12:54	49.7		49.8	46.7
3/10/2024	12:59	48.8		49.4	46.0
3/10/2024	13:04	51.4	49.5	58.2	46.3
3/10/2024	13:09	50.3		51.9	46.7
3/10/2024	13:14	48.0		49.2	47.1
3/10/2024	13:19	47.9		48.9	46.6
3/10/2024	13:24	48.2		49.1	46.6
3/10/2024	13:29	47.4		49.1	46.3
3/10/2024	13:34	47.7	47.3	48.1	46.3
3/10/2024	13:39	46.1		47.8	45.3
3/10/2024	13:44	47.5		49.4	46.4
3/10/2024	13:49	46.8		48.5	44.9
3/10/2024	13:54	46.5		48.0	45.5
3/10/2024	13:59	46.8		47.5	46.0
3/10/2024	14:04	46.9	48.3	47.9	45.4
3/10/2024	14:09	50.9		52.3	45.7
3/10/2024	14:14	49.5		50.8	46.0
3/10/2024	14:19	47.3		47.8	45.9
3/10/2024	14:24	47.3		48.1	46.1
3/10/2024	14:29	46.5		47.0	44.9
3/10/2024	14:34	46.8	46.8	47.6	45.5
3/10/2024	14:39	46.8		47.5	45.4
3/10/2024	14:44	47.3		48.4	45.9
3/10/2024	14:49	46.2		48.5	46.1
3/10/2024	14:54	46.7		48.4	45.1
3/10/2024	14:59	46.3		47.2	45.4
3/10/2024	15:04	45.9	46.1	46.8	44.3
3/10/2024	15:09	46.0		47.4	45.2
3/10/2024	15:14	46.0		47.2	45.4
3/10/2024	15:19	45.8		47.8	45.5
3/10/2024	15:24	47.7		48.8	46.0
3/10/2024	15:29	47.7		48.6	45.9
3/10/2024	15:34	47.3	47.1	49.2	47.0
3/10/2024	15:39	46.5		48.8	46.0
3/10/2024	15:44	46.2		47.6	45.2
3/10/2024	15:49	47.0		48.4	45.5
3/10/2024	15:54	45.5		46.8	44.8
3/10/2024	15:59	46.2		47.7	44.3
3/10/2024	16:04	45.3	45.7	47.1	44.7
3/10/2024	16:09	46.0		47.2	43.8
3/10/2024	16:14	45.1		46.4	43.6
3/10/2024	16:19	46.2		47.9	44.6
3/10/2024	16:24	46.8		47.9	44.6
3/10/2024	16:29	45.5		47.6	44.5
3/10/2024	16:34	45.1	46.3	47.3	44.2
3/10/2024	16:39	45.8		46.8	44.2
3/10/2024	16:44	47.1		47.4	45.8
3/10/2024	16:49	47.2		50.4	45.2
3/10/2024	16:54	47.6		51.3	45.2
3/10/2024	16:59	46.4		47.7	45.3
3/10/2024	17:04	46.9	46.7	47.4	45.1
3/10/2024	17:09	47.3		48.3	46.2
3/10/2024	17:14	46.2		47.2	44.8
3/10/2024	17:19	45.8		47.2	45.3
3/10/2024	17:24	45.8		47.3	44.7
3/10/2024	17:29	46.1		47.1	45.1
3/10/2024	17:34	46.9	46.6	47.7	46.1
3/10/2024	17:39	46.8		47.0	45.6
3/10/2024	17:44	47.4		47.9	46.1
3/10/2024	17:49	46.5		48.3	46.1
3/10/2024	17:54	46.0		47.9	45.7
3/10/2024	17:59	46.4		47.4	45.1
3/10/2024	18:04	45.8	46.8	47.7	45.0
3/10/2024	18:09	45.9		47.9	44.6
3/10/2024	18:14	46.6		48.3	45.1
3/10/2024	18:19	49.0		51.1	45.4
3/10/2024	18:24	46.1		48.8	45.2
3/10/2024	18:29	48.1		50.6	45.7
3/10/2024	18:34	49.9	50.9	54.0	45.5
3/10/2024	18:39	53.6		57.8	46.2
3/10/2024	18:44	51.8		56.4	48.2
3/10/2024	18:49	52.0		55.6	48.2
3/10/2024	18:54	52.9		56.4	48.9
3/10/2024	18:59	54.0		57.4	48.6
		Mean	47.4		
		Maximum	50.9		
		Minimum	45.7		

Date	Start Time	Leq (5mins)	Leq (30mins)	L10 (5mins)	L90 (5mins)
4/10/2024	7:04	46.0		46.7	45.3
4/10/2024	7:09	47.1		48.7	45.6
4/10/2024	7:14	46.5	46.7	47.1	45.6
4/10/2024	7:19	47.0		47.5	46.3
4/10/2024	7:24	46.2		46.6	45.8
4/10/2024	7:29	47.2		47.3	46.0
4/10/2024	7:34	48.7		49.9	45.6
4/10/2024	7:39	47.3		49.0	45.8
4/10/2024	7:44	50.8	48.5	55.9	46.1
4/10/2024	7:49	49.3		49.9	45.8
4/10/2024	7:54	46.9		47.6	46.0
4/10/2024	7:59	46.3		46.7	45.9
4/10/2024	8:04	46.5		46.9	45.7
4/10/2024	8:09	46.2		46.6	45.7
4/10/2024	8:14	46.3	46.2	46.7	45.9
4/10/2024	8:19	45.6		45.9	45.1
4/10/2024	8:24	46.3		47.1	45.6
4/10/2024	8:29	46.3		46.8	45.7
4/10/2024	8:34	45.5		46.2	45.0
4/10/2024	8:39	45.3		45.6	44.9
4/10/2024	8:44	45.8	47.1	46.5	45.1
4/10/2024	8:49	49.9		50.2	45.5
4/10/2024	8:54	48.1		48.6	45.0
4/10/2024	8:59	45.6		46.1	44.9
4/10/2024	9:04	45.9		46.5	45.3
4/10/2024	9:09	45.0		45.5	44.7
4/10/2024	9:14	45.7	45.6	46.2	45.2
4/10/2024	9:19	45.2		45.6	44.9
4/10/2024	9:24	45.8		46.3	45.2
4/10/2024	9:29	45.7		46.2	45.0
4/10/2024	9:34	45.7		46.4	44.8
4/10/2024	9:39	45.0		45.3	44.6
4/10/2024	9:44	44.7	45.1	45.3	43.9
4/10/2024	9:49	45.0		45.4	44.4
4/10/2024	9:54	44.8		45.4	44.3
4/10/2024	9:59	45.3		45.8	44.5
4/10/2024	10:04	46.3		46.6	45.8
4/10/2024	10:09	47.1		48.9	45.7
4/10/2024	10:14	46.9	46.3	47.4	46.2
4/10/2024	10:19	46.0		46.4	45.4
4/10/2024	10:24	45.4		45.8	45.0
4/10/2024	10:29	45.6		46.1	45.1
4/10/2024	10:34	45.1		45.4	44.6
4/10/2024	10:39	45.0		45.5	44.5
4/10/2024	10:44	44.9	44.8	45.4	44.5
4/10/2024	10:49	44.3		44.8	43.3
4/10/2024	10:54	44.4		45.0	43.3
4/10/2024	10:59	44.9		45.5	44.3
4/10/2024	11:04	45.7		47.4	44.3
4/10/2024	11:09	45.1		45.5	44.6
4/10/2024	11:14	44.7	45.4	45.2	44.3
4/10/2024	11:19	44.3		44.7	44.0
4/10/2024	11:24	45.4		45.9	44.8
4/10/2024	11:29	46.8		49.0	44.7
4/10/2024	11:34	46.9		48.8	44.9
4/10/2024	11:39	44.8		45.3	44.3
4/10/2024	11:44	45.3	45.5	45.7	44.8
4/10/2024	11:49	45.8		46.3	45.3
4/10/2024	11:54	44.9		45.5	44.2
4/10/2024	11:59	44.7		45.3	44.2
4/10/2024	12:04	44.5		44.9	44.1
4/10/2024	12:09	45.0		45.5	44.3
4/10/2024	12:14	45.3	45.2	45.6	44.9
4/10/2024	12:19	45.1		45.5	44.7
4/10/2024	12:24	45.7		46.3	45.1
4/10/2024	12:29	45.5		45.9	44.9
4/10/2024	12:34	45.0		45.4	44.5
4/10/2024	12:39	44.9		45.6	44.2
4/10/2024	12:44	45.2	45.6	45.7	44.8
4/10/2024	12:49	45.2		45.7	44.4
4/10/2024	12:54	45.0		45.8	44.4
4/10/2024	12:59	47.7		49.0	44.7
4/10/2024	13:04	45.5		46.5	44.6
4/10/2024	13:09	46.8		48.6	45.3
4/10/2024	13:14	48.7	49.8	52.5	44.9
4/10/2024	13:19	52.1		55.4	45.8
4/10/2024	13:24	51.1		54.2	47.3
4/10/2024	13:29	51.1		53.7	47.8
4/10/2024	13:34	52.5		54.0	47.9
4/10/2024	13:39	52.7		56.0	47.5
4/10/2024	13:44	50.7	54.3	52.4	47.2
4/10/2024	13:49	56.1		59.5	49.5
4/10/2024	13:54	56.4		61.3	47.3
4/10/2024	13:59	54.5		58.2	48.4
4/10/2024	14:04	52.3		55.3	46.9
4/10/2024	14:09	52.3		54.6	48.4
4/10/2024	14:14	50.1	55.8	52.4	46.9
4/10/2024	14:19	47.9		49.5	45.5
4/10/2024	14:24	53.4		55.5	48.4
4/10/2024	14:29	61.9		63.4	48.2
4/10/2024	14:34	48.7		51.9	44.6
4/10/2024	14:39	47.8		50.3	44.2
4/10/2024	14:44	52.6	52.4	56.5	45.0
4/10/2024	14:49	52.8		56.5	45.5
4/10/2024	14:54	55.8		58.3	48.8
4/10/2024	14:59	51.6		54.0	47.8
4/10/2024	15:04	51.2		53.9	47.1
4/10/2024	15:09	52.7		55.3	48.3
4/10/2024	15:14	51.0	50.9	51.8	46.1
4/10/2024	15:19	52.0		52.7	47.7
4/10/2024	15:24	48.4		49.9	46.2
4/10/2024	15:29	47.8		49.4	46.0
4/10/2024	15:34	48.5		49.8	47.2
4/10/2024	15:39	49.0		50.8	47.4
4/10/2024	15:44	49.0	49.6	50.7	46.6
4/10/2024	15:49	48.1		50.1	45.1
4/10/2024	15:54	51.5		53.5	47.8
4/10/2024	15:59	50.5		53.8	46.8
4/10/2024	16:04	48.2		50.2	45.3
4/10/2024	16:09	46.6		48.3	44.5
4/10/2024	16:14	51.5	62.2	53.8	45.7
4/10/2024	16:19	48.2		50.1	46.6
4/10/2024	16:24	49.6		51.2	47.6
4/10/2024	16:29	69.8		72.8	48.7
4/10/2024	16:34	65.3		68.0	47.8
4/10/2024	16:39	51.6		52.4	47.7
4/10/2024	16:44	49.0	58.1	51.1	45.6
4/10/2024	16:49	49.5		51.1	47.2
4/10/2024	16:54	50.7		52.7	48.0
4/10/2024	16:59	49.9		51.8	47.4
4/10/2024	17:04	52.6		54.3	49.4
4/10/2024	17:09	51.7		53.7	48.9
4/10/2024	17:14	53.0	53.2	55.0	50.3
4/10/2024	17:19	54.5		56.7	51.9
4/10/2024	17:24	52.8		54.8	49.6
4/10/2024	17:29	54.2		57.3	50.6
4/10/2024	17:34	52.5		54.8	49.7
4/10/2024	17:39	56.7		58.6	49.3
4/10/2024	17:44	54.2	53.5	57.4	49.5
4/10/2024	17:49	52.9		54.6	50.0
4/10/2024	17:54	50.7		52.6	47.9
4/10/2024	17:59	50.7		52.5	48.4
4/10/2024	18:04	52.9		53.3	49.5
4/10/2024	18:09	50.8		52.5	48.6
4/10/2024	18:14	51.2	51.4	52.8	48.7
4/10/2024	18:19	50.9		52.8	48.7
4/10/2024	18:24	50.7		52.7	47.7
4/10/2024	18:29	51.3		52.7	49.5
4/10/2024	18:34	51.3		53.0	48.9
4/10/2024	18:39	51.8		53.6	49.9
4/10/2024	18:44	53.0	51.8	55.1	49.9
4/10/2024	18:49	51.6		53.0	49.7
4/10/2024	18:54	51.9		53.4	50.3
4/10/2024	18:59	50.9		52.5	49.1
		Mean	49.8		
		Maximum	62.2		
		Minimum	44.8		

Station: CM24

Date	Start Time	Leq (5mins)	Leq (30mins)	L10 (5mins)	L90 (5mins)
5/10/2024	7:04	47.6		49.7	45.7
5/10/2024	7:09	48.4		50.2	46.1
5/10/2024	7:14	46.8	48.1	48.3	45.3
5/10/2024	7:19	45.9		46.9	44.9
5/10/2024	7:24	49.5		51.6	46.0
5/10/2024	7:29	49.5		51.0	44.5
5/10/2024	7:34	45.1		46.5	43.8
5/10/2024	7:39	44.7		46.2	43.5
5/10/2024	7:44	46.3	47.4	48.4	43.7
5/10/2024	7:49	48.7		51.1	44.1
5/10/2024	7:54	50.1		52.3	45.9
5/10/2024	7:59	47.0		49.0	44.5
5/10/2024	8:04	46.8		48.7	44.5
5/10/2024	8:09	48.2		50.2	45.4
5/10/2024	8:14	47.0	47.5	47.7	44.8
5/10/2024	8:19	49.0		50.3	46.6
5/10/2024	8:24	47.1		48.2	45.5
5/10/2024	8:29	46.3		47.2	45.3
5/10/2024	8:34	47.5		48.3	46.6
5/10/2024	8:39	47.9		49.2	46.6
5/10/2024	8:44	47.9	47.4	49.6	46.0
5/10/2024	8:49	46.3		47.7	44.5
5/10/2024	8:54	47.3		48.1	46.0
5/10/2024	8:59	47.1		48.3	46.1
5/10/2024	9:04	46.0		47.5	44.7
5/10/2024	9:09	44.9		45.8	43.9
5/10/2024	9:14	46.0	47.4	46.9	45.0
5/10/2024	9:19	47.0		48.4	45.8
5/10/2024	9:24	48.2		49.5	46.8
5/10/2024	9:29	50.1		50.9	48.0
5/10/2024	9:34	51.6		54.8	47.1
5/10/2024	9:39	48.6		49.3	47.0
5/10/2024	9:44	47.1	48.9	48.8	44.8
5/10/2024	9:49	47.8		49.2	46.3
5/10/2024	9:54	48.4		49.3	47.2
5/10/2024	9:59	48.3		49.7	46.7
5/10/2024	10:04	50.2		51.7	47.9
5/10/2024	10:09	49.8		51.1	47.9
5/10/2024	10:14	51.6	51.1	53.5	49.1
5/10/2024	10:19	52.8		54.1	50.8
5/10/2024	10:24	50.3		51.8	48.5
5/10/2024	10:29	51.2		52.8	49.2
5/10/2024	10:34	50.4		51.9	48.5
5/10/2024	10:39	50.9		52.7	48.2
5/10/2024	10:44	52.6	50.6	55.7	48.4
5/10/2024	10:49	50.5		51.9	48.7
5/10/2024	10:54	48.8		50.8	47.1
5/10/2024	10:59	49.3		50.6	47.6
5/10/2024	11:04	50.5		51.8	48.8
5/10/2024	11:09	49.5		51.0	47.9
5/10/2024	11:14	50.1	49.8	51.3	48.0
5/10/2024	11:19	49.7		51.0	47.8
5/10/2024	11:24	49.1		50.7	47.0
5/10/2024	11:29	50.0		51.4	48.3
5/10/2024	11:34	50.1		51.7	48.1
5/10/2024	11:39	50.6		51.9	49.1
5/10/2024	11:44	51.9	50.7	53.9	48.7
5/10/2024	11:49	50.7		52.0	48.9
5/10/2024	11:54	50.8		52.2	49.4
5/10/2024	11:59	50.0		51.6	48.4
5/10/2024	12:04	50.6		52.2	48.4
5/10/2024	12:09	49.9		51.0	48.5
5/10/2024	12:14	49.2	50.6	50.5	47.7
5/10/2024	12:19	50.5		52.8	48.0
5/10/2024	12:24	51.9		53.3	50.1
5/10/2024	12:29	50.9		52.3	49.4
5/10/2024	12:34	51.1		52.0	49.9
5/10/2024	12:39	50.5		51.5	49.0
5/10/2024	12:44	49.2	48.8	50.9	46.3
5/10/2024	12:49	45.3		46.1	44.5
5/10/2024	12:54	46.1		47.3	44.8
5/10/2024	12:59	47.2		47.9	45.2
5/10/2024	13:04	47.5		48.5	45.9
5/10/2024	13:09	46.9		48.0	45.6
5/10/2024	13:14	48.1	48.3	48.9	45.8
5/10/2024	13:19	47.7		48.7	46.4
5/10/2024	13:24	48.2		48.9	46.8
5/10/2024	13:29	50.3		51.9	47.6
5/10/2024	13:34	47.3		48.7	45.6
5/10/2024	13:39	47.2		48.5	45.9
5/10/2024	13:44	48.5	49.0	49.6	46.9
5/10/2024	13:49	48.8		49.7	47.6
5/10/2024	13:54	50.4		51.5	49.0
5/10/2024	13:59	50.4		51.7	49.0
5/10/2024	14:04	49.8		50.6	48.7
5/10/2024	14:09	49.5		50.8	48.2
5/10/2024	14:14	52.9	54.3	54.9	49.6
5/10/2024	14:19	52.1		54.6	48.2
5/10/2024	14:24	57.1		58.7	50.3
5/10/2024	14:29	57.5		60.6	47.2
5/10/2024	14:34	52.4		53.5	48.2
5/10/2024	14:39	49.5		50.5	47.1
5/10/2024	14:44	47.8	49.3	48.9	46.8
5/10/2024	14:49	48.2		49.0	47.2
5/10/2024	14:54	47.8		48.6	47.0
5/10/2024	14:59	47.8		48.4	47.0
5/10/2024	15:04	48.7		49.3	47.9
5/10/2024	15:09	52.0		54.8	49.0
5/10/2024	15:14	51.8	50.2	52.9	49.5
5/10/2024	15:19	49.2		50.2	48.0
5/10/2024	15:24	49.2		50.3	48.1
5/10/2024	15:29	49.3		50.0	48.4
5/10/2024	15:34	50.8		51.9	49.6
5/10/2024	15:39	53.1		54.0	52.1
5/10/2024	15:44	54.0	52.2	55.2	52.5
5/10/2024	15:49	53.4		54.9	49.7
5/10/2024	15:54	50.3		51.4	48.7
5/10/2024	15:59	49.6		50.7	48.5
5/10/2024	16:04	50.0		51.4	48.9
5/10/2024	16:09	49.9		51.0	48.8
5/10/2024	16:14	50.4	51.6	51.9	48.8
5/10/2024	16:19	52.0		53.8	49.4
5/10/2024	16:24	52.3		54.5	49.6
5/10/2024	16:29	53.7		55.3	50.2
5/10/2024	16:34	52.9		55.4	50.2
5/10/2024	16:39	53.5		55.9	50.1
5/10/2024	16:44	51.5	52.9	53.3	49.2
5/10/2024	16:49	53.0		55.9	49.7
5/10/2024	16:54	52.9		56.7	49.5
5/10/2024	16:59	53.3		56.5	50.4
5/10/2024	17:04	53.6		56.5	49.7
5/10/2024	17:09	54.8		57.9	49.8
5/10/2024	17:14	51.8	52.0	54.8	48.3
5/10/2024	17:19	48.8		49.6	47.9
5/10/2024	17:24	49.6		50.7	48.1
5/10/2024	17:29	49.7		51.1	48.2
5/10/2024	17:34	48.4		49.3	47.4
5/10/2024	17:39	49.4		51.0	47.7
5/10/2024	17:44	51.0	49.9	52.1	48.9
5/10/2024	17:49	49.9		50.9	48.8
5/10/2024	17:54	49.6		50.6	48.7
5/10/2024	17:59	50.4		51.3	48.5
5/10/2024	18:04	48.8		50.0	47.6
5/10/2024	18:09	48.9		50.0	47.8
5/10/2024	18:14	49.8	48.8	51.2	48.4
5/10/2024	18:19	49.0		50.0	48.0
5/10/2024	18:24	48.4		49.7	47.3
5/10/2024	18:29	47.6		48.6	46.5
5/10/2024	18:34	47.7		48.8	46.7
5/10/2024	18:39	47.7		48.6	47.0
5/10/2024	18:44	48.0	48.0	49.1	46.8
5/10/2024	18:49	48.3		49.6	47.0
5/10/2024	18:54	48.3		49.7	47.1
5/10/2024	18:59	47.8		49.0	46.6
		Mean	49.8		
		Maximum	54.3		
		Minimum	47.4		

Date	Start Time	Leq (5mins)	Leq (30mins)	L10 (5mins)	L90 (5mins)
6/10/2024	7:04	56.8		60.1	48.5
6/10/2024	7:09	55.7		58.5	50.7
6/10/2024	7:14	53.5	61.4	56.1	48.9
6/10/2024	7:19	50.7		53.4	46.1
6/10/2024	7:24	57.1		59.3	50.5
6/10/2024	7:29	68.2		71.0	52.0
6/10/2024	7:34	52.6		56.8	45.7
6/10/2024	7:39	51.6		54.4	44.8
6/10/2024	7:44	57.2	56.8	60.7	48.1
6/10/2024	7:49	57.0		61.1	47.5
6/10/2024	7:54	60.6		63.2	52.2
6/10/2024	7:59	55.4		57.7	51.3
6/10/2024	8:04	55.2		58.0	50.5
6/10/2024	8:09	56.7		59.4	50.9
6/10/2024	8:14	55.0	54.3	57.2	47.8
6/10/2024	8:19	54.6		55.4	49.0
6/10/2024	8:24	50.1		52.0	46.8
6/10/2024	8:29	50.3		52.3	46.8
6/10/2024	8:34	49.9		51.9	47.8
6/10/2024	8:39	50.8		53.0	47.9
6/10/2024	8:44	50.4	52.8	52.8	47.2
6/10/2024	8:49	50.6		53.3	45.7
6/10/2024	8:54	55.8		58.6	50.0
6/10/2024	8:59	55.2		59.3	47.5
6/10/2024	9:04	52.2		54.4	46.0
6/10/2024	9:09	49.4		52.7	45.1
6/10/2024	9:14	58.0	53.1	61.2	46.4
6/10/2024	9:19	50.0		52.2	47.2
6/10/2024	9:24	51.7		53.5	48.4
6/10/2024	9:29	49.9		59.9	49.4
6/10/2024	9:34	56.4		66.4	48.7
6/10/2024	9:39	54.6		55.9	48.5
6/10/2024	9:44	51.3	53.7	54.2	46.3
6/10/2024	9:49	51.8		54.0	48.3
6/10/2024	9:54	53.6		56.8	48.8
6/10/2024	9:59	52.1		54.4	48.0
6/10/2024	10:04	55.1		57.2	50.6
6/10/2024	10:09	53.8		56.0	50.0
6/10/2024	10:14	54.8	55.7	56.7	51.4
6/10/2024	10:19	56.5		59.3	52.8
6/10/2024	10:24	55.6		57.9	50.6
6/10/2024	10:29	57.2		61.6	51.7
6/10/2024	10:34	55.1		58.0	50.5
6/10/2024	10:39	60.3		61.0	50.5
6/10/2024	10:44	56.0	56.4	61.0	50.4
6/10/2024	10:49	56.4		60.5	51.3
6/10/2024	10:54	53.4		57.1	48.6
6/10/2024	10:59	52.4		56.5	49.3
6/10/2024	11:04	56.2		57.6	50.4
6/10/2024	11:09	52.2		54.3	49.3
6/10/2024	11:14	52.6	53.5	54.9	49.4
6/10/2024	11:19	52.6		55.6	49.7
6/10/2024	11:24	53.0		54.9	49.0
6/10/2024	11:29	53.1		54.6	50.6
6/10/2024	11:34	53.0		54.9	49.7
6/10/2024	11:39	53.3		55.8	50.6
6/10/2024	11:44	54.2	53.1	56.3	50.8
6/10/2024	11:49	52.8		54.0	50.4
6/10/2024	11:54	53.3		54.9	50.9
6/10/2024	11:59	52.0		53.4	49.8
6/10/2024	12:04	52.8		54.9	49.7
6/10/2024	12:09	51.6		53.1	49.9
6/10/2024	12:14	51.3	53.8	53.2	49.1
6/10/2024	12:19	53.1		56.6	49.5
6/10/2024	12:24	56.6		58.4	52.0
6/10/2024	12:29	55.1		57.3	51.4
6/10/2024	12:34	57.0		60.2	52.4
6/10/2024	12:39	55.4		57.9	51.3
6/10/2024	12:44	52.2	53.5	54.2	48.0
6/10/2024	12:49	47.7		50.0	45.7
6/10/2024	12:54	50.6		53.3	46.4
6/10/2024	12:59	51.6		54.6	46.5
6/10/2024	13:04	50.6		53.1	47.0
6/10/2024	13:09	49.5		52.0	46.7
6/10/2024	13:14	54.3	52.0	56.0	47.0
6/10/2024	13:19	51.2		53.5	47.7
6/10/2024	13:24	51.1		53.4	48.0
6/10/2024	13:29	53.5		54.5	49.4
6/10/2024	13:34	52.5		55.1	47.2
6/10/2024	13:39	49.6		51.5	47.0
6/10/2024	13:44	53.3	52.3	54.6	48.6
6/10/2024	13:49	51.9		52.3	48.9
6/10/2024	13:54	52.7		54.0	50.2
6/10/2024	13:59	53.0		55.4	50.3
6/10/2024	14:04	51.9		53.5	49.9
6/10/2024	14:09	52.3		53.5	49.5
6/10/2024	14:14	55.1	57.2	57.4	51.2
6/10/2024	14:19	55.9		55.9	49.7
6/10/2024	14:24	58.7		60.3	51.5
6/10/2024	14:29	61.3		61.8	52.1
6/10/2024	14:34	64.4		67.0	50.0
6/10/2024	14:39	57.4		60.8	48.8
6/10/2024	14:44	51.5	58.1	53.2	48.3
6/10/2024	14:49	51.2		52.6	48.7
6/10/2024	14:54	51.3		54.4	48.4
6/10/2024	14:59	50.8		52.4	48.5
6/10/2024	15:04	52.3		53.2	49.2
6/10/2024	15:09	56.4		59.7	51.2
6/10/2024	15:14	57.8	54.6	61.1	50.9
6/10/2024	15:19	52.0		53.4	49.5
6/10/2024	15:24	52.8		54.1	49.5
6/10/2024	15:29	52.4		54.0	49.6
6/10/2024	15:34	53.3		54.5	50.9
6/10/2024	15:39	54.8		56.4	53.4
6/10/2024	15:44	56.8	55.8	58.4	53.6
6/10/2024	15:49	55.9		57.9	51.7
6/10/2024	15:54	58.3		63.6	50.2
6/10/2024	15:59	53.8		53.9	49.8
6/10/2024	16:04	53.5		55.8	50.2
6/10/2024	16:09	52.4		54.1	50.3
6/10/2024	16:14	52.9	59.0	54.8	50.4
6/10/2024	16:19	60.8		64.8	52.4
6/10/2024	16:24	61.1		64.4	52.7
6/10/2024	16:29	62.3		67.1	52.2
6/10/2024	16:34	62.2		66.0	52.8
6/10/2024	16:39	66.0		69.3	54.8
6/10/2024	16:44	56.9	60.8	59.3	51.4
6/10/2024	16:49	55.6		58.5	51.8
6/10/2024	16:54	55.7		59.4	50.9
6/10/2024	16:59	55.3		58.2	52.0
6/10/2024	17:04	55.6		58.0	51.5
6/10/2024	17:09	56.9		60.1	51.8
6/10/2024	17:14	53.8	54.3	55.9	49.8
6/10/2024	17:19	51.5		53.0	49.2
6/10/2024	17:24	53.4		54.2	49.5
6/10/2024	17:29	52.3		54.5	49.4
6/10/2024	17:34	50.2		51.5	48.6
6/10/2024	17:39	53.0		55.7	49.5
6/10/2024	17:44	58.1	54.3	60.1	50.5
6/10/2024	17:49	52.4		54.4	50.3
6/10/2024	17:54	53.4		55.6	50.1
6/10/2024	17:59	54.4		58.3	50.1
6/10/2024	18:04	51.4		53.4	48.8
6/10/2024	18:09	52.3		54.6	49.2
6/10/2024	18:14	53.8	52.5	56.0	50.0
6/10/2024	18:19	52.5		53.6	49.7
6/10/2024	18:24	53.8		55.3	48.7
6/10/2024	18:29	50.1		51.8	47.9
6/10/2024	18:34	49.9		51.6	48.0
6/10/2024	18:39	50.3		51.9	48.3
6/10/2024	18:44	50.5	50.7	52.0	48.4
6/10/2024	18:49	52.1		54.1	48.5
6/10/2024	18:54	50.9		53.1	48.4
6/10/2024	18:59	50.3		52.4	47.9
		Mean	55.0		
		Maximum	61.4		
		Minimum	50.7		

Station: CM24

Date	Start Time	Leq (5mins)	Leq (30mins)	L10 (5mins)	L90 (5mins)
7/10/2024	7:04	51.0		53.6	47.6
7/10/2024	7:09	51.3		53.1	48.8
7/10/2024	7:14	49.1	53.9	50.6	47.4
7/10/2024	7:19	47.2		48.6	45.5
7/10/2024	7:24	52.5		54.3	48.4
7/10/2024	7:29	59.5		61.6	48.3
7/10/2024	7:34	47.7		50.8	44.8
7/10/2024	7:39	46.8		49.3	44.1
7/10/2024	7:44	50.8	51.0	53.7	46.2
7/10/2024	7:49	51.5		54.6	46.6
7/10/2024	7:54	54.4		56.4	49.2
7/10/2024	7:59	50.5		52.2	47.8
7/10/2024	8:04	50.0		51.9	47.8
7/10/2024	8:09	51.6		53.4	48.2
7/10/2024	8:14	49.8	49.9	50.0	46.3
7/10/2024	8:19	51.1		51.8	47.7
7/10/2024	8:24	48.0		49.3	46.1
7/10/2024	8:29	47.3		48.6	46.0
7/10/2024	8:34	48.2		49.2	47.2
7/10/2024	8:39	48.6		50.2	47.3
7/10/2024	8:44	48.6	48.9	50.2	46.4
7/10/2024	8:49	47.5		49.4	45.1
7/10/2024	8:54	50.5		52.2	47.9
7/10/2024	8:59	49.3		51.4	46.9
7/10/2024	9:04	47.4		49.4	45.3
7/10/2024	9:09	46.0		47.5	44.5
7/10/2024	9:14	48.6	50.9	50.2	45.7
7/10/2024	9:19	47.8		51.6	46.6
7/10/2024	9:24	49.1		52.6	47.6
7/10/2024	9:29	56.4		58.2	48.8
7/10/2024	9:34	54.5		62.6	47.8
7/10/2024	9:39	50.5		51.5	47.9
7/10/2024	9:44	48.4	50.8	50.3	45.4
7/10/2024	9:49	49.0		50.3	47.3
7/10/2024	9:54	49.8		51.6	48.0
7/10/2024	9:59	49.4		51.5	47.3
7/10/2024	10:04	51.7		53.2	49.5
7/10/2024	10:09	51.0		52.6	49.0
7/10/2024	10:14	52.5	52.5	54.3	50.3
7/10/2024	10:19	54.0		55.6	51.7
7/10/2024	10:24	52.0		54.0	49.4
7/10/2024	10:29	53.3		56.2	50.7
7/10/2024	10:34	51.8		53.9	49.5
7/10/2024	10:39	55.5		56.4	49.4
7/10/2024	10:44	53.7	52.7	56.6	49.5
7/10/2024	10:49	52.2		53.8	49.9
7/10/2024	10:54	50.1		52.1	47.9
7/10/2024	10:59	50.2		51.5	48.3
7/10/2024	11:04	51.9		53.0	49.3
7/10/2024	11:09	50.3		51.9	48.6
7/10/2024	11:14	50.8	50.8	52.0	48.7
7/10/2024	11:19	50.5		51.7	48.8
7/10/2024	11:24	50.1		51.9	47.7
7/10/2024	11:29	51.0		52.1	49.3
7/10/2024	11:34	50.9		52.5	48.9
7/10/2024	11:39	51.4		52.9	49.7
7/10/2024	11:44	52.6	51.4	54.7	49.5
7/10/2024	11:49	51.3		52.6	49.6
7/10/2024	11:54	51.6		53.0	50.2
7/10/2024	11:59	50.6		52.2	49.1
7/10/2024	12:04	51.3		53.0	48.9
7/10/2024	12:09	50.5		51.6	49.2
7/10/2024	12:14	49.8	51.5	51.2	48.4
7/10/2024	12:19	51.2		53.3	48.7
7/10/2024	12:24	53.3		54.7	51.0
7/10/2024	12:29	52.0		53.3	50.6
7/10/2024	12:34	52.6		53.6	51.4
7/10/2024	12:39	51.8		52.8	50.2
7/10/2024	12:44	50.1		51.9	46.9
7/10/2024	12:49	46.0		46.8	45.1
7/10/2024	12:54	47.3		48.5	45.8
7/10/2024	12:59	48.5		49.7	45.7
7/10/2024	13:04	48.4		49.4	46.5
7/10/2024	13:09	47.6		49.0	46.2
7/10/2024	13:14	50.1	49.3	51.0	46.5
7/10/2024	13:19	48.8		49.9	47.1
7/10/2024	13:24	49.1		50.1	47.4
7/10/2024	13:29	51.1		52.5	48.5
7/10/2024	13:34	48.8		50.7	46.4
7/10/2024	13:39	48.0		49.5	46.5
7/10/2024	13:44	49.5	49.9	50.6	47.6
7/10/2024	13:49	49.7		50.6	48.1
7/10/2024	13:54	51.0		52.3	49.6
7/10/2024	13:59	51.3		52.9	49.7
7/10/2024	14:04	50.5		51.4	49.3
7/10/2024	14:09	50.3		51.6	48.8
7/10/2024	14:14	53.6	55.0	55.5	50.4
7/10/2024	14:19	52.9		55.0	48.9
7/10/2024	14:24	57.6		59.3	50.9
7/10/2024	14:29	58.4		61.0	49.9
7/10/2024	14:34	57.8		60.0	49.4
7/10/2024	14:39	52.5		54.4	48.4
7/10/2024	14:44	48.9	52.6	50.3	47.5
7/10/2024	14:49	49.1		50.0	47.8
7/10/2024	14:54	48.9		50.4	47.7
7/10/2024	14:59	48.7		49.6	47.8
7/10/2024	15:04	49.6		50.4	48.6
7/10/2024	15:09	53.0		55.6	50.0
7/10/2024	15:14	53.3	51.3	55.2	50.3
7/10/2024	15:19	50.0		51.6	48.6
7/10/2024	15:24	50.3		51.9	48.7
7/10/2024	15:29	50.2		51.0	49.0
7/10/2024	15:34	51.5		52.6	50.3
7/10/2024	15:39	53.7		54.6	52.7
7/10/2024	15:44	54.9	53.2	56.2	53.0
7/10/2024	15:49	54.2		55.8	50.5
7/10/2024	15:54	52.8		55.5	49.5
7/10/2024	15:59	50.7		51.6	49.2
7/10/2024	16:04	51.1		52.4	49.5
7/10/2024	16:09	50.7		51.7	49.5
7/10/2024	16:14	51.2	54.2	52.7	49.6
7/10/2024	16:19	54.9		57.4	51.1
7/10/2024	16:24	55.4		57.2	51.9
7/10/2024	16:29	57.3		61.1	51.4
7/10/2024	16:34	56.5		59.5	51.9
7/10/2024	16:39	58.7		61.1	54.1
7/10/2024	16:44	53.1	55.5	55.0	50.4
7/10/2024	16:49	53.9		56.5	50.7
7/10/2024	16:54	53.7		57.5	50.1
7/10/2024	16:59	54.0		56.7	51.1
7/10/2024	17:04	54.3		56.9	50.6
7/10/2024	17:09	55.4		58.2	50.8
7/10/2024	17:14	52.4	52.6	55.1	49.1
7/10/2024	17:19	49.6		50.8	48.5
7/10/2024	17:24	50.5		52.0	48.8
7/10/2024	17:29	50.5		51.8	48.7
7/10/2024	17:34	49.0		49.8	48.0
7/10/2024	17:39	50.5		52.2	48.6
7/10/2024	17:44	53.3	51.2	53.8	49.7
7/10/2024	17:49	50.7		51.8	49.6
7/10/2024	17:54	50.7		51.9	49.4
7/10/2024	17:59	51.6		52.9	49.4
7/10/2024	18:04	49.6		51.0	48.2
7/10/2024	18:09	50.0		51.3	48.5
7/10/2024	18:14	51.1	49.9	52.9	49.2
7/10/2024	18:19	50.0		51.0	48.8
7/10/2024	18:24	50.1		50.7	48.0
7/10/2024	18:29	48.3		49.4	47.2
7/10/2024	18:34	48.4		49.6	47.3
7/10/2024	18:39	48.5		49.6	47.6
7/10/2024	18:44	48.7	48.8	49.8	47.6
7/10/2024	18:49	49.4		50.9	47.7
7/10/2024	18:54	49.0		50.5	47.8
7/10/2024	18:59	48.5		49.6	47.3
		Mean	51.6		
		Maximum	55.5		
		Minimum	48.8		

Date	Start Time	Leq (5mins)	Leq (30mins)	L10 (5mins)	L90 (5mins)
8/10/2024	7:04	52.9		57.0	48.0
8/10/2024	7:09	53.0		56.8	48.8
8/10/2024	7:14	51.4	52.5	53.9	47.9
8/10/2024	7:19	49.2		51.6	46.3
8/10/2024	7:24	54.1		57.3	49.5
8/10/2024	7:29	53.1		56.1	49.1
8/10/2024	7:34	49.8		53.3	45.1
8/10/2024	7:39	48.7		52.1	45.2
8/10/2024	7:44	53.8	53.4	58.9	45.8
8/10/2024	7:49	53.4		58.9	46.1
8/10/2024	7:54	56.9		60.4	49.6
8/10/2024	7:59	52.9		56.0	48.9
8/10/2024	8:04	52.1		55.7	47.9
8/10/2024	8:09	54.1		57.0	48.5
8/10/2024	8:14	52.4	52.0	54.1	47.3
8/10/2024	8:19	52.8		54.7	48.4
8/10/2024	8:24	49.4		51.8	46.9
8/10/2024	8:29	49.5		51.7	46.6
8/10/2024	8:34	50.2		51.5	48.1
8/10/2024	8:39	49.9		52.2	48.2
8/10/2024	8:44	49.6	50.6	52.6	46.9
8/10/2024	8:49	49.6		52.1	45.6
8/10/2024	8:54	52.1		55.9	48.7
8/10/2024	8:59	51.6		56.0	47.4
8/10/2024	9:04	49.8		52.0	46.3
8/10/2024	9:09	47.7		49.7	45.1
8/10/2024	9:14	48.4	49.6	50.6	46.9
8/10/2024	9:19	49.0		51.7	47.8
8/10/2024	9:24	51.0		52.9	47.9
8/10/2024	9:29	50.5		58.4	49.3
8/10/2024	9:34	48.3		63.8	44.4
8/10/2024	9:39	52.6		54.1	48.5
8/10/2024	9:44	50.1	50.8	53.4	46.6
8/10/2024	9:49	50.8		52.8	47.6
8/10/2024	9:54	51.6		54.2	48.3
8/10/2024	9:59	50.4		53.4	48.5
8/10/2024	10:04	53.6		55.7	50.2
8/10/2024	10:09	52.1		55.7	49.2
8/10/2024	10:14	53.6	54.1	57.2	50.8
8/10/2024	10:19	55.3		58.6	52.1
8/10/2024	10:24	54.3		56.8	50.4
8/10/2024	10:29	54.9		58.7	50.8
8/10/2024	10:34	52.9		56.8	50.6
8/10/2024	10:39	55.6		57.0	49.6
8/10/2024	10:44	55.9	53.9	59.2	50.2
8/10/2024	10:49	53.5		56.0	50.9
8/10/2024	10:54	51.2		54.2	48.6
8/10/2024	10:59	52.3		54.3	49.5
8/10/2024	11:04	54.3		55.4	50.4
8/10/2024	11:09	51.5		54.9	49.6
8/10/2024	11:14	52.5	52.6	54.5	49.3
8/10/2024	11:19	52.4		54.6	49.6
8/10/2024	11:24	51.4		54.2	48.8
8/10/2024	11:29	52.8		54.9	50.1
8/10/2024	11:34	51.7		54.9	49.4
8/10/2024	11:39	52.7		55.2	50.4
8/10/2024	11:44	54.6	52.7	57.1	50.9
8/10/2024	11:49	52.1		55.0	50.8
8/10/2024	11:54	52.9		55.7	50.7
8/10/2024	11:59	51.8		54.4	50.1
8/10/2024	12:04	52.0		55.0	49.2
8/10/2024	12:09	51.5		53.5	49.5
8/10/2024	12:14	50.7	52.6	54.2	48.7
8/10/2024	12:19	52.0		55.5	49.8
8/10/2024	12:24	54.9		57.1	51.7
8/10/2024	12:29	53.3		56.6	50.6
8/10/2024	12:34	54.6		56.7	51.3
8/10/2024	12:39	54.0		55.5	51.3
8/10/2024	12:44	51.4	51.8	53.5	47.9
8/10/2024	12:49	46.9		49.5	45.9
8/10/2024	12:54	49.0		51.5	46.6
8/10/2024	12:59	50.1		52.8	46.6
8/10/2024	13:04	50.0		52.1	47.5
8/10/2024	13:09	49.3		52.3	46.7
8/10/2024	13:14	52.1	51.1	53.6	46.9
8/10/2024	13:19	50.1		52.4	48.0
8/10/2024	13:24	51.1		52.1	47.9
8/10/2024	13:29	52.7		54.2	49.4
8/10/2024	13:34	50.4		52.9	47.1
8/10/2024	13:39	49.9		51.7	47.6
8/10/2024	13:44	51.4	51.4	53.2	48.1
8/10/2024	13:49	51.2		52.7	48.7
8/10/2024	13:54	52.3		55.0	49.8
8/10/2024	13:59	52.8		55.5	50.9
8/10/2024	14:04	52.4		54.3	49.8
8/10/2024	14:09	52.0		53.7	49.6
8/10/2024	14:14	55.0	56.4	57.4	51.5
8/10/2024	14:19	54.5		56.9	49.1
8/10/2024	14:24	58.3		60.9	51.8
8/10/2024	14:29	60.1		63.6	50.0
8/10/2024	14:34	60.8		64.6	49.5
8/10/2024	14:39	54.3		58.5	48.7
8/10/2024	14:44	50.1	55.0	52.8	48.0
8/10/2024	14:49	50.6		52.1	48.4
8/10/2024	14:54	50.1		53.4	48.1
8/10/2024	14:59	49.7		52.6	48.4
8/10/2024	15:04	51.1		52.9	49.4
8/10/2024	15:09	54.3		57.9	50.3
8/10/2024	15:14	55.8	53.0	58.8	51.2
8/10/2024	15:19	51.1		53.9	48.9
8/10/2024	15:24	52.2		54.3	50.0
8/10/2024	15:29	51.1		53.5	49.8
8/10/2024	15:34	53.4		54.7	51.5
8/10/2024	15:39	54.6		56.7	53.7
8/10/2024	15:44	57.0		58.7	53.5
8/10/2024	15:56	55.8		58.5	50.8
8/10/2024	16:01	56.1		60.0	49.6
8/10/2024	16:06	52.0	54.0	54.0	49.9
8/10/2024	16:11	52.9		55.3	50.1
8/10/2024	16:16	52.6		54.4	50.2
8/10/2024	16:21	52.6		55.0	50.0
8/10/2024	16:26	57.3		61.6	51.2
8/10/2024	16:31	57.7		61.3	51.1
8/10/2024	16:36	59.8	59.1	64.9	52.0
8/10/2024	16:41	59.4		64.2	52.6
8/10/2024	16:46	62.1		65.7	52.9
8/10/2024	16:51	54.5		57.6	51.3
8/10/2024	16:56	55.8		59.0	51.2
8/10/2024	17:01	55.3		60.2	50.9
8/10/2024	17:06	54.9	55.4	59.1	52.4
8/10/2024	17:11	55.5		58.8	51.2
8/10/2024	17:16	56.5		61.0	51.6
8/10/2024	17:21	53.9		56.8	49.5
8/10/2024	17:26	50.9		52.8	48.9
8/10/2024	17:31	52.2		54.2	49.0
8/10/2024	17:36	52.3	52.4	54.8	49.2
8/10/2024	17:41	49.7		52.7	48.5
8/10/2024	17:46	52.3		54.9	49.8
8/10/2024	17:51	55.0		56.4	50.6
8/10/2024	17:56	52.6		54.4	49.7
8/10/2024	18:01	51.8		54.5	49.9
8/10/2024	18:06	53.0	52.3	56.2	50.2
8/10/2024	18:11	51.1		54.1	48.9
8/10/2024	18:16	51.4		53.6	48.8
8/10/2024	18:21	53.2		55.5	50.0
8/10/2024	18:26	51.0		53.8	49.6
8/10/2024	18:31	51.9		54.0	48.4
8/10/2024	18:36	49.8	50.3	51.5	47.4
8/10/2024	18:41	49.1		51.8	48.3
8/10/2024	18:46	49.3		51.6	48.9
8/10/2024	18:51	50.1		51.6	48.3
8/10/2024	18:56	51.6		54.6	48.3
8/10/2024	19:01	50.7		53.4	48.5
8/10/2024	19:06	49.9		52.5	47.5
		Mean	52.9		
		Maximum	59.1		
		Minimum	49.6		

Station: CM24

Date	Start Time	Leq (5mins)	Leq (30mins)	L10 (5mins)	L90 (5mins)
9/10/2024	7:01	50.2		54.3	45.9
9/10/2024	7:06	49.8		53.0	46.6
9/10/2024	7:11	48.6	48.9	52.1	46.1
9/10/2024	7:16	49.8		52.7	47.3
9/10/2024	7:21	47.2		49.8	46.1
9/10/2024	7:26	46.9		49.3	45.7
9/10/2024	7:31	50.6		53.5	46.2
9/10/2024	7:36	51.2		53.1	45.1
9/10/2024	7:41	46.1	48.9	48.2	44.7
9/10/2024	7:46	45.7		48.5	44.4
9/10/2024	7:51	47.7		50.7	44.5
9/10/2024	7:56	49.3		52.5	45.1
9/10/2024	8:01	51.4		54.0	46.9
9/10/2024	8:06	48.6		51.3	45.6
9/10/2024	8:11	48.0	49.5	51.1	44.8
9/10/2024	8:16	49.0		52.2	46.6
9/10/2024	8:21	48.6		50.0	45.4
9/10/2024	8:26	50.1		51.8	47.8
9/10/2024	8:31	47.8		49.9	46.0
9/10/2024	8:36	46.8		48.9	46.1
9/10/2024	8:41	48.7	48.1	50.8	47.1
9/10/2024	8:46	49.4		51.1	46.9
9/10/2024	8:51	48.6		51.8	46.5
9/10/2024	8:56	47.1		49.2	44.9
9/10/2024	9:01	48.1		50.2	46.2
9/10/2024	9:06	47.9		49.7	46.4
9/10/2024	9:11	47.1	47.5	48.9	45.8
9/10/2024	9:16	45.6		47.3	44.8
9/10/2024	9:21	47.1		48.6	45.5
9/10/2024	9:26	48.6		50.5	46.9
9/10/2024	9:31	49.8		51.0	47.0
9/10/2024	9:36	51.3		53.4	48.8
9/10/2024	9:41	52.6	50.3	57.0	47.8
9/10/2024	9:46	49.7		51.0	48.1
9/10/2024	9:51	48.0		50.3	45.0
9/10/2024	9:56	48.9		50.7	47.5
9/10/2024	10:01	49.7		50.7	48.1
9/10/2024	10:06	49.6		52.1	47.8
9/10/2024	10:11	51.9	51.6	53.7	48.2
9/10/2024	10:16	50.5		52.5	48.2
9/10/2024	10:21	53.0		55.7	50.0
9/10/2024	10:26	53.5		56.2	51.5
9/10/2024	10:31	50.8		53.6	49.0
9/10/2024	10:36	52.7		55.3	49.4
9/10/2024	10:41	51.6	52.1	54.0	49.4
9/10/2024	10:46	52.6		55.1	49.4
9/10/2024	10:51	53.0		58.0	49.2
9/10/2024	10:56	51.6		54.0	49.9
9/10/2024	11:01	49.4		53.0	47.7
9/10/2024	11:06	50.6		52.7	48.8
9/10/2024	11:11	51.1	50.7	53.2	49.2
9/10/2024	11:16	50.2		53.2	48.1
9/10/2024	11:21	51.6		53.6	49.1
9/10/2024	11:26	50.9		52.7	48.5
9/10/2024	11:31	50.1		52.2	47.8
9/10/2024	11:36	50.7		53.1	49.3
9/10/2024	11:41	51.6	51.7	53.8	48.5
9/10/2024	11:46	52.2		53.6	50.0
9/10/2024	11:51	53.1		56.3	49.1
9/10/2024	11:56	51.5		54.1	49.3
9/10/2024	12:01	52.5		54.1	50.3
9/10/2024	12:06	51.5		53.7	48.7
9/10/2024	12:11	51.4	51.4	53.7	49.2
9/10/2024	12:16	51.0		52.9	49.1
9/10/2024	12:21	50.5		51.9	48.1
9/10/2024	12:26	51.1		54.7	48.5
9/10/2024	12:31	53.2		55.8	51.3
9/10/2024	12:36	52.0		54.3	49.9
9/10/2024	12:41	52.7	51.6	53.7	51.1
9/10/2024	12:46	52.0		53.4	50.2
9/10/2024	12:51	50.1		53.3	47.4
9/10/2024	12:56	46.2		48.5	44.8
9/10/2024	13:01	47.3		49.0	45.7
9/10/2024	13:06	48.4		50.0	46.1
9/10/2024	13:11	48.1	48.5	50.0	47.1
9/10/2024	13:16	48.5		50.0	46.2
9/10/2024	13:21	48.8		50.7	46.8
9/10/2024	13:26	49.4		51.1	46.7
9/10/2024	13:31	49.0		50.5	48.0
9/10/2024	13:36	51.7		53.8	48.5
9/10/2024	13:41	48.1	49.6	51.1	46.1
9/10/2024	13:46	48.5		50.2	46.7
9/10/2024	13:51	49.9		51.1	47.1
9/10/2024	13:56	49.4		51.9	48.3
9/10/2024	14:01	51.6		53.4	49.9
9/10/2024	14:06	51.6		54.0	50.2
9/10/2024	14:11	51.3	52.1	52.6	49.7
9/10/2024	14:16	50.4		52.6	48.4
9/10/2024	14:21	53.7		56.3	50.4
9/10/2024	14:26	53.2		56.0	48.4
9/10/2024	14:31	57.6		60.2	50.7
9/10/2024	14:36	58.9		62.5	48.3
9/10/2024	14:41	52.8	54.8	55.4	48.6
9/10/2024	14:46	50.8		52.7	48.2
9/10/2024	14:51	48.4		51.3	47.4
9/10/2024	14:56	49.2		50.7	48.2
9/10/2024	15:01	48.5		50.1	47.7
9/10/2024	15:06	49.4		50.3	47.4
9/10/2024	15:11	49.1	50.9	50.9	48.8
9/10/2024	15:16	53.3		56.8	49.3
9/10/2024	15:21	52.8		55.4	50.5
9/10/2024	15:26	49.7		52.5	48.4
9/10/2024	15:31	50.1		51.8	49.3
9/10/2024	15:36	50.9		52.4	49.3
9/10/2024	15:41	51.2	53.3	54.2	50.5
9/10/2024	15:46	54.8		56.1	52.8
9/10/2024	15:51	54.8		56.6	53.4
9/10/2024	15:56	55.1		57.3	50.6
9/10/2024	16:01	51.3		53.4	48.9
9/10/2024	16:06	50.6		52.4	49.0
9/10/2024	16:11	51.7	51.4	53.0	49.3
9/10/2024	16:16	51.0		52.9	50.0
9/10/2024	16:21	51.0		54.3	49.5
9/10/2024	16:26	52.7		55.6	50.1
9/10/2024	16:31	53.8		56.2	50.1
9/10/2024	16:36	55.2		57.5	50.8
9/10/2024	16:41	53.4	54.0	57.3	50.9
9/10/2024	16:46	53.9		57.7	51.0
9/10/2024	16:51	52.0		54.7	50.2
9/10/2024	16:56	54.7		57.6	50.1
9/10/2024	17:01	54.5		59.2	50.0
9/10/2024	17:06	54.9		58.8	50.9
9/10/2024	17:11	54.8	54.4	58.7	50.3
9/10/2024	17:16	56.4		59.3	50.2
9/10/2024	17:21	53.5		56.4	49.5
9/10/2024	17:26	50.0		52.1	48.3
9/10/2024	17:31	50.9		52.8	49.2
9/10/2024	17:36	50.5		53.3	49.0
9/10/2024	17:41	49.8	50.8	51.7	48.6
9/10/2024	17:46	50.3		53.2	48.9
9/10/2024	17:51	51.9		53.7	49.3
9/10/2024	17:56	51.3		52.6	49.1
9/10/2024	18:01	51.3		52.8	49.5
9/10/2024	18:06	50.8		53.3	49.1
9/10/2024	18:11	49.4	50.5	52.4	47.9
9/10/2024	18:16	49.6		51.6	48.9
9/10/2024	18:21	50.9		52.8	48.8
9/10/2024	18:26	50.5		51.5	49.1
9/10/2024	18:31	49.5		51.3	47.5
9/10/2024	18:36	49.2		50.8	47.2
9/10/2024	18:41	49.3	49.2	50.6	47.5
9/10/2024	18:46	49.4		50.6	47.7
9/10/2024	18:51	48.4		50.7	47.3
9/10/2024	18:56	49.2		51.5	47.9
		Mean	50.9		
		Maximum	54.8		
		Minimum	47.5		

Date	Start Time	Leq (5mins)	Leq (30mins)	L10 (5mins)	L90 (5mins)
10/10/2024	7:01	62.1		67.0	51.5
10/10/2024	7:06	60.2		64.4	52.2
10/10/2024	7:11	58.3	58.5	62.1	48.8
10/10/2024	7:16	57.2		60.4	51.9
10/10/2024	7:21	54.5		58.0	49.6
10/10/2024	7:26	51.8		54.8	47.1
10/10/2024	7:31	58.3		60.8	51.7
10/10/2024	7:36	59.1		61.0	53.2
10/10/2024	7:41	54.0	57.2	58.8	46.1
10/10/2024	7:46	53.3		56.7	45.6
10/10/2024	7:51	57.7		62.3	48.3
10/10/2024	7:56	57.7		63.4	48.1
10/10/2024	8:01	61.6		65.7	52.9
10/10/2024	8:06	57.0		59.5	52.0
10/10/2024	8:11	56.6	58.0	60.2	51.4
10/10/2024	8:16	57.6		60.8	52.0
10/10/2024	8:21	56.2		59.4	48.9
10/10/2024	8:26	56.0		56.9	50.1
10/10/2024	8:31	51.7		54.3	47.8
10/10/2024	8:36	51.4		54.6	47.3
10/10/2024	8:41	50.9	51.5	54.0	48.1
10/10/2024	8:46	51.7		55.4	48.8
10/10/2024	8:51	52.1		55.3	47.8
10/10/2024	8:56	51.3		54.9	45.9
10/10/2024	9:01	57.2		60.3	51.2
10/10/2024	9:06	56.9		60.9	48.4
10/10/2024	9:11	53.1	54.1	55.9	47.1
10/10/2024	9:16	50.8		54.9	46.3
10/10/2024	9:21	49.3		54.5	47.1
10/10/2024	9:26	50.8		54.6	47.9
10/10/2024	9:31	52.3		55.9	48.8
10/10/2024	9:36	49.1		57.3	47.1
10/10/2024	9:41	48.5	52.4	58.1	47.4
10/10/2024	9:46	55.9		58.1	49.6
10/10/2024	9:51	52.1		55.9	46.8
10/10/2024	9:56	52.6		55.7	49.3
10/10/2024	10:01	54.9		58.6	49.9
10/10/2024	10:06	53.8		56.3	49.0
10/10/2024	10:11	56.7	55.8	58.6	51.2
10/10/2024	10:16	54.6		58.5	51.0
10/10/2024	10:21	55.7		58.3	51.6
10/10/2024	10:26	57.9		61.6	53.6
10/10/2024	10:31	57.1		59.3	51.0
10/10/2024	10:36	57.7		63.2	52.2
10/10/2024	10:41	56.1	57.2	59.8	51.5
10/10/2024	10:46	58.2		59.7	51.5
10/10/2024	10:51	57.0		60.5	50.6
10/10/2024	10:56	57.1		60.5	52.4
10/10/2024	11:01	54.9		57.6	49.5
10/10/2024	11:06	52.8		56.6	50.0
10/10/2024	11:11	56.9	54.3	57.7	51.3
10/10/2024	11:16	52.8		56.0	50.0
10/10/2024	11:21	53.1		57.4	50.2
10/10/2024	11:26	53.5		57.8	50.6
10/10/2024	11:31	54.1		57.1	49.7
10/10/2024	11:36	53.6		56.9	51.4
10/10/2024	11:41	53.4	54.0	56.9	50.0
10/10/2024	11:46	53.8		57.5	51.7
10/10/2024	11:51	55.0		57.9	51.2
10/10/2024	11:56	54.0		56.1	51.1
10/10/2024	12:01	54.8		56.7	51.6
10/10/2024	12:06	53.5		55.6	50.1
10/10/2024	12:11	53.7	53.5	57.0	50.4
10/10/2024	12:16	52.2		55.3	50.1
10/10/2024	12:21	52.7		55.1	49.3
10/10/2024	12:26	53.8		58.2	50.0
10/10/2024	12:31	57.1		59.8	52.4
10/10/2024	12:36	55.8		59.0	52.2
10/10/2024	12:41	58.6	56.0	62.1	52.7
10/10/2024	12:46	56.8		60.4	51.7
10/10/2024	12:51	53.2		56.4	48.5
10/10/2024	12:56	48.4		52.4	46.8
10/10/2024	13:01	51.9		55.3	47.2
10/10/2024	13:06	52.5		56.6	47.5
10/10/2024	13:11	51.5	52.6	54.9	47.4
10/10/2024	13:16	50.0		53.4	47.2
10/10/2024	13:21	55.6		56.5	47.8
10/10/2024	13:26	52.1		55.0	48.0
10/10/2024	13:31	51.6		55.0	48.2
10/10/2024	13:36	54.8		57.0	50.0
10/10/2024	13:41	54.1	53.4	57.0	47.6
10/10/2024	13:46	50.8		53.1	47.4
10/10/2024	13:51	54.4		56.7	49.2
10/10/2024	13:56	53.2		53.8	49.9
10/10/2024	14:01	53.1		56.4	50.9
10/10/2024	14:06	53.7		57.6	50.8
10/10/2024	14:11	52.5	54.8	55.6	50.9
10/10/2024	14:16	52.9		55.3	49.8
10/10/2024	14:21	56.8		59.1	52.3
10/10/2024	14:26	57.3		57.5	50.2
10/10/2024	14:31	59.8		62.1	52.6
10/10/2024	14:36	62.9		63.4	53.2
10/10/2024	14:41	65.4	61.0	69.1	51.0
10/10/2024	14:46	58.8		62.7	49.7
10/10/2024	14:51	52.4		55.1	49.5
10/10/2024	14:56	52.5		55.0	48.9
10/10/2024	15:01	51.9		56.1	48.6
10/10/2024	15:06	51.4		54.8	49.0
10/10/2024	15:11	53.0	55.3	54.9	50.2
10/10/2024	15:16	57.4		61.5	51.7
10/10/2024	15:21	58.9		62.7	51.3
10/10/2024	15:26	53.3		55.9	49.8
10/10/2024	15:31	53.4		56.2	50.5
10/10/2024	15:36	53.6		55.5	50.0
10/10/2024	15:41	54.7	55.8	56.5	51.6
10/10/2024	15:46	55.3		58.8	53.7
10/10/2024	15:51	57.8		60.5	54.8
10/10/2024	15:56	57.6		60.2	52.9
10/10/2024	16:01	59.0		65.9	51.1
10/10/2024	16:06	54.7		55.6	51.0
10/10/2024	16:11	54.6	57.8	58.0	50.6
10/10/2024	16:16	53.6		55.7	51.1
10/10/2024	16:21	54.1		57.0	51.5
10/10/2024	16:26	62.5		66.7	53.3
10/10/2024	16:31	61.7		66.6	52.9
10/10/2024	16:36	63.8		69.5	52.7
10/10/2024	16:41	63.0	63.2	68.1	53.7
10/10/2024	16:46	67.6		71.4	55.9
10/10/2024	16:51	57.5		61.6	52.0
10/10/2024	16:56	56.2		60.7	52.7
10/10/2024	17:01	56.6		61.9	52.0
10/10/2024	17:06	55.8		59.6	53.1
10/10/2024	17:11	57.1	56.2	59.4	52.6
10/10/2024	17:16	58.2		62.1	52.1
10/10/2024	17:21	54.7		58.2	50.5
10/10/2024	17:26	53.0		55.3	50.2
10/10/2024	17:31	55.1		56.7	49.7
10/10/2024	17:36	53.8		55.9	49.8
10/10/2024	17:41	51.3	53.9	53.9	49.1
10/10/2024	17:46	53.4		57.1	49.8
10/10/2024	17:51	55.5		58.8	51.6
10/10/2024	17:56	53.3		56.9	50.6
10/10/2024	18:01	54.2		57.6	50.8
10/10/2024	18:06	56.1		60.8	51.2
10/10/2024	18:11	52.3	54.1	55.8	49.8
10/10/2024	18:16	53.5		57.1	49.5
10/10/2024	18:21	54.5		58.2	50.2
10/10/2024	18:26	53.0		55.6	50.3
10/10/2024	18:31	54.2		55.4	49.2
10/10/2024	18:36	50.9		53.2	49.1
10/10/2024	18:41	51.3	52.1	53.5	49.1
10/10/2024	18:46	51.6		53.8	48.5
10/10/2024	18:51	51.0		53.8	49.0
10/10/2024	18:56	52.6		55.8	48.8
		Mean	55.5		
		Maximum	63.2		
		Minimum	51.5		

Station: CM24

Date	Start Time	Leq (5mins)	Leq (30mins)	L10 (5mins)	L90 (5mins)
11/10/2024	7:01	55.9		59.3	49.1
11/10/2024	7:06	54.8		57.3	49.7
11/10/2024	7:11	51.7		55.3	48.3
11/10/2024	7:16	52.2	52.9	54.7	49.3
11/10/2024	7:21	49.9		52.2	48.3
11/10/2024	7:26	48.7		51.0	45.9
11/10/2024	7:31	49.1		56.4	49.1
11/10/2024	7:36	49.8		55.9	48.5
11/10/2024	7:41	48.8		52.7	45.1
11/10/2024	7:46	47.7	50.7	51.5	45.0
11/10/2024	7:51	52.5		55.6	47.3
11/10/2024	7:56	53.1		56.2	46.9
11/10/2024	8:01	55.7		58.5	49.4
11/10/2024	8:06	51.2		53.9	48.4
11/10/2024	8:11	50.4		53.7	48.4
11/10/2024	8:16	52.0	52.5	55.8	49.4
11/10/2024	8:21	50.3		51.6	47.1
11/10/2024	8:26	52.7		54.1	48.9
11/10/2024	8:31	49.3		51.4	47.3
11/10/2024	8:36	47.9		50.5	46.9
11/10/2024	8:41	49.8		50.6	47.5
11/10/2024	8:46	50.0	49.4	51.6	48.3
11/10/2024	8:51	50.3		51.7	47.2
11/10/2024	8:56	48.5		51.8	45.6
11/10/2024	9:01	51.5		53.8	49.0
11/10/2024	9:06	50.2		52.8	47.2
11/10/2024	9:11	49.0	49.6	50.8	46.0
11/10/2024	9:16	46.7		49.6	44.9
11/10/2024	9:21	50.3		51.8	46.6
11/10/2024	9:26	48.7		51.2	47.7
11/10/2024	9:31	50.3		52.9	48.8
11/10/2024	9:36	49.2		50.6	47.0
11/10/2024	9:41	50.2	50.1	51.1	48.9
11/10/2024	9:46	51.8		53.5	48.8
11/10/2024	9:51	48.9		52.2	46.2
11/10/2024	9:56	49.9		52.7	48.0
11/10/2024	10:01	50.7		53.5	48.6
11/10/2024	10:06	50.0		53.0	47.7
11/10/2024	10:11	52.3	52.5	55.4	49.9
11/10/2024	10:16	52.2		54.3	50.2
11/10/2024	10:21	53.2		56.8	51.3
11/10/2024	10:26	54.7		57.0	52.4
11/10/2024	10:31	53.4		56.0	49.8
11/10/2024	10:36	53.8		58.0	51.4
11/10/2024	10:41	52.7	54.3	56.4	50.6
11/10/2024	10:46	56.4		56.6	50.5
11/10/2024	10:51	55.4		58.4	50.0
11/10/2024	10:56	53.2		55.5	51.1
11/10/2024	11:01	51.6		54.6	48.7
11/10/2024	11:06	51.3		52.9	49.5
11/10/2024	11:11	52.6	51.8	54.7	50.3
11/10/2024	11:16	51.4		53.8	49.0
11/10/2024	11:21	52.4		53.5	49.7
11/10/2024	11:26	51.3		53.1	49.1
11/10/2024	11:31	51.3		54.0	48.4
11/10/2024	11:36	51.6		54.1	49.8
11/10/2024	11:41	51.8	52.4	54.5	49.7
11/10/2024	11:46	52.8		54.6	50.7
11/10/2024	11:51	53.9		56.6	49.7
11/10/2024	11:56	52.6		54.7	50.6
11/10/2024	12:01	52.3		54.4	51.1
11/10/2024	12:06	51.5		54.4	50.2
11/10/2024	12:11	52.9	51.9	54.4	49.5
11/10/2024	12:16	52.0		53.8	49.9
11/10/2024	12:21	50.2		53.5	49.5
11/10/2024	12:26	52.2		55.4	48.9
11/10/2024	12:31	54.2		57.2	51.9
11/10/2024	12:36	53.1		54.7	51.6
11/10/2024	12:41	53.2	52.3	55.2	52.6
11/10/2024	12:46	52.3		55.2	51.2
11/10/2024	12:51	50.7		53.9	47.9
11/10/2024	12:56	46.8		49.1	45.5
11/10/2024	13:01	49.0		50.5	46.4
11/10/2024	13:06	49.0		52.0	46.8
11/10/2024	13:11	49.8	49.8	51.1	47.4
11/10/2024	13:16	49.1		51.3	47.3
11/10/2024	13:21	51.4		53.1	47.0
11/10/2024	13:26	50.1		51.4	48.1
11/10/2024	13:31	49.5		51.9	48.0
11/10/2024	13:36	52.1		55.0	49.7
11/10/2024	13:41	50.4	50.6	52.1	47.1
11/10/2024	13:46	49.3		51.6	47.2
11/10/2024	13:51	50.9		52.3	48.1
11/10/2024	13:56	51.1		52.9	48.8
11/10/2024	14:01	52.4		53.8	50.6
11/10/2024	14:06	51.9		55.3	50.6
11/10/2024	14:11	51.1	53.0	53.8	49.7
11/10/2024	14:16	52.0		53.4	49.7
11/10/2024	14:21	54.8		57.9	50.6
11/10/2024	14:26	54.6		57.1	50.0
11/10/2024	14:31	59.3		60.8	51.8
11/10/2024	14:36	60.1		63.0	50.3
11/10/2024	14:41	58.6	57.0	61.6	49.7
11/10/2024	14:46	53.4		55.9	49.6
11/10/2024	14:51	50.2		52.1	47.8
11/10/2024	14:56	49.9		52.3	48.1
11/10/2024	15:01	49.9		51.8	48.1
11/10/2024	15:06	49.7		51.7	48.7
11/10/2024	15:11	50.4	51.9	52.1	49.0
11/10/2024	15:16	53.5		57.0	51.2
11/10/2024	15:21	54.3		57.2	50.9
11/10/2024	15:26	51.5		54.1	49.5
11/10/2024	15:31	51.1		54.2	48.9
11/10/2024	15:36	50.9		52.4	49.8
11/10/2024	15:41	52.4	53.8	54.3	50.8
11/10/2024	15:46	54.6		56.2	53.2
11/10/2024	15:51	55.8		58.6	54.0
11/10/2024	15:56	55.5		57.3	51.3
11/10/2024	16:01	53.4		57.5	50.3
11/10/2024	16:06	51.2		53.9	49.5
11/10/2024	16:11	51.7	53.0	54.1	50.4
11/10/2024	16:16	51.9		53.1	50.6
11/10/2024	16:21	51.7		55.1	50.4
11/10/2024	16:26	56.0		59.3	51.6
11/10/2024	16:31	56.6		59.2	52.6
11/10/2024	16:36	58.8		63.6	51.8
11/10/2024	16:41	57.7	57.5	61.7	52.5
11/10/2024	16:46	60.0		62.8	54.4
11/10/2024	16:51	54.5		57.0	51.5
11/10/2024	16:56	54.9		58.1	51.0
11/10/2024	17:01	54.7		59.9	51.1
11/10/2024	17:06	55.4		58.4	51.5
11/10/2024	17:11	55.3	54.8	59.1	51.6
11/10/2024	17:16	57.0		60.3	51.6
11/10/2024	17:21	53.4		57.4	49.9
11/10/2024	17:26	50.4		52.5	48.7
11/10/2024	17:31	51.2		54.4	49.3
11/10/2024	17:36	51.0		53.3	49.9
11/10/2024	17:41	49.4	52.1	51.7	48.5
11/10/2024	17:46	51.4		54.4	49.7
11/10/2024	17:51	55.0		56.3	50.6
11/10/2024	17:56	52.3		53.5	50.4
11/10/2024	18:01	51.6		53.8	50.5
11/10/2024	18:06	52.9		54.6	50.2
11/10/2024	18:11	51.3	51.6	53.0	49.4
11/10/2024	18:16	50.5		53.8	48.8
11/10/2024	18:21	51.5		54.4	50.0
11/10/2024	18:26	51.6		52.6	49.5
11/10/2024	18:31	50.5		52.8	48.8
11/10/2024	18:36	49.1		51.3	48.4
11/10/2024	18:41	49.6	49.8	51.5	47.9
11/10/2024	18:46	50.0		51.1	48.4
11/10/2024	18:51	49.1		52.3	48.4
11/10/2024	18:56	50.4		52.6	48.6
		Mean	52.3		
		Maximum	57.5		
		Minimum	49.4		

Date	Start Time	Leq (5mins)	Leq (30mins)	L10 (5mins)	L90 (5mins)
12/10/2024	7:01	57.6		63.1	47.5
12/10/2024	7:06	55.9		60.4	48.9
12/10/2024	7:11	53.8		57.1	47.3
12/10/2024	7:16	53.8	54.4	56.0	49.2
12/10/2024	7:21	51.7		54.0	47.3
12/10/2024	7:26	48.3		51.4	46.1
12/10/2024	7:31	47.8		53.9	45.4
12/10/2024	7:36	49.2		56.8	47.2
12/10/2024	7:41	49.5		54.4	44.9
12/10/2024	7:46	48.6	51.2	52.2	45.1
12/10/2024	7:51	53.9		59.0	45.1
12/10/2024	7:56	53.7		58.1	46.6
12/10/2024	8:01	56.8		60.6	49.2
12/10/2024	8:06	53.1		55.5	49.0
12/10/2024	8:11	52.9		56.3	48.0
12/10/2024	8:16	53.9	54.0	57.1	49.2
12/10/2024	8:21	52.5		54.3	47.2
12/10/2024	8:26	53.1		54.6	48.4
12/10/2024	8:31	49.8		51.5	46.7
12/10/2024	8:36	48.6		51.9	46.9
12/10/2024	8:41	49.3		51.8	48.0
12/10/2024	8:46	49.5	49.5	52.4	48.4
12/10/2024	8:51	49.9		53.2	46.8
12/10/2024	8:56	49.6		52.1	45.3
12/10/2024	9:01	52.8		55.8	48.5
12/10/2024	9:06	51.3		55.8	47.7
12/10/2024	9:11	49.1	50.1	51.8	46.1
12/10/2024	9:16	47.3		50.2	44.9
12/10/2024	9:21	48.0		50.6	46.0
12/10/2024	9:26	49.7		51.7	47.2
12/10/2024	9:31	50.8		53.7	48.1
12/10/2024	9:36	50.5		57.8	49.3
12/10/2024	9:41	46.0	49.5	54.3	45.4
12/10/2024	9:46	46.2		52.6	44.5
12/10/2024	9:51	49.9		53.0	46.2
12/10/2024	9:56	51.0		53.6	47.5
12/10/2024	10:01	51.8		54.2	49.1
12/10/2024	10:06	50.6		53.9	48.2
12/10/2024	10:11	54.0	53.5	56.8	50.6
12/10/2024	10:16	53.2		55.7	49.6
12/10/2024	10:21	53.6		56.8	51.5
12/10/2024	10:26	56.0		58.1	52.3
12/10/2024	10:31	53.4		57.2	50.2
12/10/2024	10:36	54.6		59.8	51.0
12/10/2024	10:41	53.2	53.7	56.8	50.4
12/10/2024	10:46	52.2		57.3	50.2
12/10/2024	10:51	54.6		59.7	49.7
12/10/2024	10:56	53.6		56.8	50.4
12/10/2024	11:01	52.1		55.1	48.1
12/10/2024	11:06	51.7		54.8	49.6
12/10/2024	11:11	53.5	52.2	54.7	50.2
12/10/2024	11:16	52.5		54.1	48.9
12/10/2024	11:21	51.7		54.9	49.0
12/10/2024	11:26	51.8		55.0	49.2
12/10/2024	11:31	52.3		54.4	48.4
12/10/2024	11:36	52.5		55.2	50.0
12/10/2024	11:41	51.8	53.0	55.3	49.6
12/10/2024	11:46	53.5		55.7	50.5
12/10/2024	11:51	54.5		57.3	51.0
12/10/2024	11:56	53.0		55.2	50.9
12/10/2024	12:01	53.1		55.5	50.5
12/10/2024	12:06	51.8		54.4	50.2
12/10/2024	12:11	53.1	52.5	55.9	49.4
12/10/2024	12:16	52.2		53.6	49.8
12/10/2024	12:21	51.5		53.2	49.3
12/10/2024	12:26	52.7		56.1	49.1
12/10/2024	12:31	54.6		57.5	51.6
12/10/2024	12:36	53.0		56.6	51.5
12/10/2024	12:41	54.7	53.1	57.2	51.6
12/10/2024	12:46	53.7		56.0	50.5
12/10/2024	12:51	51.9		53.6	47.9
12/10/2024	12:56	46.8		48.8	46.1
12/10/2024	13:01	49.8		51.1	46.7
12/10/2024	13:06	50.3		52.7	46.5
12/10/2024	13:11	49.7	50.3	52.7	47.5
12/10/2024	13:16	48.5		51.7	47.3
12/10/2024	13:21	52.6		53.4	47.0
12/10/2024	13:26	49.8		52.4	47.7
12/10/2024	13:31	51.1		52.5	48.3
12/10/2024	13:36	53.2		54.6	49.5
12/10/2024	13:41	50.6	51.4	53.7	47.2
12/10/2024	13:46	49.7		51.9	46.7
12/10/2024	13:51	50.8		53.0	48.1
12/10/2024	13:56	51.9		52.7	49.1
12/10/2024	14:01	52.4		54.2	50.8
12/10/2024	14:06	52.4		56.0	50.3
12/10/2024	14:11	52.3	53.3	54.1	50.1
12/10/2024	14:16	51.2		54.0	49.4
12/10/2024	14:21	55.0		57.6	50.7
12/10/2024	14:26	55.1		57.5	49.4
12/10/2024	14:31	58.3		61.0	51.3
12/10/2024	14:36	60.7		63.6	50.1
12/10/2024	14:41	60.2	57.5	64.2	49.8
12/10/2024	14:46	55.0		58.2	48.5
12/10/2024	14:51	50.2		52.8	47.9
12/10/2024	14:56	49.9		52.2	48.9
12/10/2024	15:01	50.9		52.9	48.3
12/10/2024	15:06	50.6		51.8	48.2
12/10/2024	15:11	51.0	53.1	52.6	48.9
12/10/2024	15:16	55.1		58.4	51.0
12/10/2024	15:21	55.9		58.8	51.1
12/10/2024	15:26	51.5		53.3	48.9
12/10/2024	15:31	51.5		53.7	49.0
12/10/2024	15:36	51.4		53.4	49.4
12/10/2024	15:41	52.9	54.1	55.0	51.2
12/10/2024	15:46	55.5		56.6	54.0
12/10/2024	15:51	55.8		59.1	53.2
12/10/2024	15:56	55.1		58.5	51.3
12/10/2024	16:01	56.1		60.0	50.3
12/10/2024	16:06	52.4		53.8	50.0
12/10/2024	16:11	52.0	54.4	55.3	50.3
12/10/2024	16:16	52.6		54.5	50.3
12/10/2024	16:21	52.4		55.0	49.9
12/10/2024	16:26	57.5		61.5	51.7
12/10/2024	16:31	58.1		62.2	51.6
12/10/2024	16:36	60.3		64.4	51.5
12/10/2024	16:41	58.7	59.0	63.6	52.0
12/10/2024	16:46	62.0		66.3	53.1
12/10/2024	16:51	55.1		58.2	51.1
12/10/2024	16:56	55.6		59.4	51.4
12/10/2024	17:01	55.7		60.2	50.4
12/10/2024	17:06	55.5		59.5	52.2
12/10/2024	17:11	55.5	54.9	59.6	51.7
12/10/2024	17:16	56.4		60.7	52.1
12/10/2024	17:21	53.2		57.3	49.6
12/10/2024	17:26	50.9		53.3	49.0
12/10/2024	17:31	52.0		53.8	48.9
12/10/2024	17:36	51.5		54.5	49.1
12/10/2024	17:41	49.8	52.5	52.6	48.7
12/10/2024	17:46	51.5		54.9	49.0
12/10/2024	17:51	55.3		56.0	50.9
12/10/2024	17:56	52.6		54.7	50.7
12/10/2024	18:01	52.5		54.7	50.6
12/10/2024	18:06	53.7		56.3	50.0
12/10/2024	18:11	51.5	52.2	53.8	48.6
12/10/2024	18:16	51.7		54.5	49.2
12/10/2024	18:21	52.4		55.6	50.2
12/10/2024	18:26	51.1		52.9	49.1
12/10/2024	18:31	51.3		54.0	48.2
12/10/2024	18:36	49.9		51.4	48.0
12/10/2024	18:41	49.8	50.2	51.5	48.5
12/10/2024	18:46	49.4		52.5	48.4
12/10/2024	18:51	49.9		52.0	48.5
12/10/2024	18:56	50.8		54.0	48.6
		Mean	52.9		
		Maximum	59.0		
		Minimum	49.5		

Station: CM24

Date	Start Time	Leq (5mins)	Leq (30mins)	L10 (5mins)	L90 (5mins)
13/10/2024	7:01	51.0		53.4	46.6
13/10/2024	7:06	49.2		53.5	46.1
13/10/2024	7:11	48.6	48.9	51.1	46.1
13/10/2024	7:16	49.3		51.7	47.2
13/10/2024	7:21	47.8		50.3	45.8
13/10/2024	7:26	46.3		48.3	46.0
13/10/2024	7:31	51.0		53.5	47.1
13/10/2024	7:36	50.2		51.4	45.2
13/10/2024	7:41	46.3	48.8	48.9	44.4
13/10/2024	7:46	45.3		47.9	43.9
13/10/2024	7:51	47.5		50.3	44.8
13/10/2024	7:56	49.5		53.3	45.2
13/10/2024	8:01	51.0		54.0	46.2
13/10/2024	8:06	48.4		51.2	45.7
13/10/2024	8:11	47.8	49.2	50.5	45.1
13/10/2024	8:16	49.6		51.6	46.1
13/10/2024	8:21	47.8		49.2	45.6
13/10/2024	8:26	49.5		52.6	47.3
13/10/2024	8:31	48.5		50.4	46.7
13/10/2024	8:36	47.8		48.7	46.3
13/10/2024	8:41	49.2	48.7	50.7	47.1
13/10/2024	8:46	49.3		50.9	47.5
13/10/2024	8:51	49.5		52.0	46.3
13/10/2024	8:56	47.5		49.8	45.3
13/10/2024	9:01	48.3		49.8	46.7
13/10/2024	9:06	47.8		50.4	46.9
13/10/2024	9:11	46.4	47.3	49.2	45.1
13/10/2024	9:16	45.8		47.6	44.5
13/10/2024	9:21	47.3		49.2	45.4
13/10/2024	9:26	47.5		49.9	46.0
13/10/2024	9:31	49.4		51.2	47.1
13/10/2024	9:36	50.7		52.9	48.8
13/10/2024	9:41	52.5	50.0	57.1	48.3
13/10/2024	9:46	49.1		51.2	47.8
13/10/2024	9:51	47.9		50.3	45.2
13/10/2024	9:56	49.2		51.2	47.4
13/10/2024	10:01	49.2		51.5	47.6
13/10/2024	10:06	48.9		51.7	47.1
13/10/2024	10:11	50.7	51.7	53.8	48.4
13/10/2024	10:16	51.1		53.2	48.5
13/10/2024	10:21	53.3		55.8	49.6
13/10/2024	10:26	54.5		55.6	51.2
13/10/2024	10:31	51.8		53.6	49.0
13/10/2024	10:36	51.8		54.4	49.5
13/10/2024	10:41	51.1	52.3	53.6	49.7
13/10/2024	10:46	52.2		54.7	49.3
13/10/2024	10:51	54.3		57.4	48.6
13/10/2024	10:56	51.7		53.9	49.3
13/10/2024	11:01	50.1		53.3	47.3
13/10/2024	11:06	50.0		52.5	48.7
13/10/2024	11:11	50.9	50.5	54.0	49.6
13/10/2024	11:16	51.0		52.5	48.6
13/10/2024	11:21	50.5		52.7	48.6
13/10/2024	11:26	50.6		53.4	48.1
13/10/2024	11:31	49.7		52.3	47.7
13/10/2024	11:36	51.4		53.8	49.3
13/10/2024	11:41	51.5	51.7	54.2	48.4
13/10/2024	11:46	52.2		54.2	50.3
13/10/2024	11:51	53.2		56.1	49.2
13/10/2024	11:56	51.3		54.3	49.1
13/10/2024	12:01	51.3		54.1	49.9
13/10/2024	12:06	51.3		53.4	49.5
13/10/2024	12:11	52.1	51.1	54.0	49.2
13/10/2024	12:16	50.7		52.4	48.7
13/10/2024	12:21	49.9		52.2	48.2
13/10/2024	12:26	51.2		55.1	48.6
13/10/2024	12:31	52.8		54.9	51.1
13/10/2024	12:36	52.2		54.6	50.3
13/10/2024	12:41	52.7	51.3	54.0	51.0
13/10/2024	12:46	51.0		53.6	49.8
13/10/2024	12:51	50.1		53.0	46.9
13/10/2024	12:56	45.8		47.8	44.9
13/10/2024	13:01	47.0		49.6	45.5
13/10/2024	13:06	48.3		49.6	46.3
13/10/2024	13:11	48.7	48.4	50.1	47.0
13/10/2024	13:16	48.1		50.0	46.0
13/10/2024	13:21	49.0		50.8	46.0
13/10/2024	13:26	49.2		50.9	46.6
13/10/2024	13:31	49.0		50.6	48.0
13/10/2024	13:36	51.6		53.6	48.3
13/10/2024	13:41	48.3	49.6	50.4	46.1
13/10/2024	13:46	48.5		50.5	46.3
13/10/2024	13:51	48.9		52.1	47.4
13/10/2024	13:56	50.3		51.3	48.4
13/10/2024	14:01	51.1		53.5	49.6
13/10/2024	14:06	52.1		53.8	49.9
13/10/2024	14:11	51.1	52.4	52.0	49.2
13/10/2024	14:16	51.2		53.0	49.3
13/10/2024	14:21	53.9		56.9	50.7
13/10/2024	14:26	53.8		56.9	48.6
13/10/2024	14:31	58.4		60.4	51.4
13/10/2024	14:36	58.7		62.6	47.8
13/10/2024	14:41	53.6	55.1	55.5	49.4
13/10/2024	14:46	50.9		52.7	47.8
13/10/2024	14:51	48.7		51.0	47.7
13/10/2024	14:56	49.4		51.2	48.1
13/10/2024	15:01	49.1		50.0	47.4
13/10/2024	15:06	49.0		50.8	47.4
13/10/2024	15:11	50.4	51.0	51.8	48.6
13/10/2024	15:16	52.4		57.1	49.8
13/10/2024	15:21	53.2		54.9	49.9
13/10/2024	15:26	50.5		51.8	48.9
13/10/2024	15:31	50.1		52.1	49.3
13/10/2024	15:36	50.7		52.5	49.1
13/10/2024	15:41	52.2	53.3	54.1	49.8
13/10/2024	15:46	54.2		55.7	52.7
13/10/2024	15:51	54.9		57.5	53.7
13/10/2024	15:56	54.9		56.3	49.9
13/10/2024	16:01	51.6		53.7	49.0
13/10/2024	16:06	50.8		53.1	49.5
13/10/2024	16:11	50.7	51.7	53.5	49.1
13/10/2024	16:16	51.0		53.0	49.4
13/10/2024	16:21	51.5		54.1	49.4
13/10/2024	16:26	53.7		55.4	49.6
13/10/2024	16:31	53.7		56.7	49.9
13/10/2024	16:36	54.2		57.2	50.9
13/10/2024	16:41	54.4	54.1	57.8	51.2
13/10/2024	16:46	55.2		58.1	51.2
13/10/2024	16:51	52.8		54.9	50.1
13/10/2024	16:56	53.9		57.6	49.9
13/10/2024	17:01	54.0		58.4	49.7
13/10/2024	17:06	53.7		58.4	51.3
13/10/2024	17:11	54.7	53.8	58.0	50.4
13/10/2024	17:16	55.4		59.5	50.6
13/10/2024	17:21	53.5		56.9	48.8
13/10/2024	17:26	49.8		52.0	49.0
13/10/2024	17:31	50.7		52.1	48.3
13/10/2024	17:36	51.2		53.2	49.2
13/10/2024	17:41	50.0	51.1	51.8	48.5
13/10/2024	17:46	50.8		52.9	48.2
13/10/2024	17:51	52.6		53.7	49.6
13/10/2024	17:56	51.0		53.0	49.6
13/10/2024	18:01	50.2		52.5	49.1
13/10/2024	18:06	51.3		53.5	48.9
13/10/2024	18:11	50.2	50.6	52.0	48.4
13/10/2024	18:16	50.3		51.4	48.8
13/10/2024	18:21	50.5		53.6	48.8
13/10/2024	18:26	50.7		52.1	48.8
13/10/2024	18:31	50.1		52.1	48.4
13/10/2024	18:36	49.1		50.9	47.5
13/10/2024	18:41	48.9	49.3	50.2	47.4
13/10/2024	18:46	48.2		50.8	47.6
13/10/2024	18:51	48.8		51.2	47.5
13/10/2024	18:56	50.0		51.6	47.4
		Mean	50.9		
		Maximum	55.1		
		Minimum	47.3		

Date	Start Time	Leq (5mins)	Leq (30mins)	L10 (5mins)	L90 (5mins)
14/10/2024	7:01	62.1		67.6	51.5
14/10/2024	7:06	59.7		64.3	51.8
14/10/2024	7:11	57.7	58.3	61.5	49.6
14/10/2024	7:16	56.7		61.0	51.1
14/10/2024	7:21	54.8		58.4	49.9
14/10/2024	7:26	51.2		55.6	46.3
14/10/2024	7:31	58.8		60.8	51.4
14/10/2024	7:36	54.3		60.6	52.6
14/10/2024	7:41	53.6	56.7	58.2	46.0
14/10/2024	7:46	52.9		56.7	45.3
14/10/2024	7:51	58.6		62.8	48.6
14/10/2024	7:56	57.9		63.1	48.7
14/10/2024	8:01	61.1		64.6	53.0
14/10/2024	8:06	56.0		59.3	52.1
14/10/2024	8:11	56.9	57.5	60.4	51.7
14/10/2024	8:16	57.3		61.9	51.6
14/10/2024	8:21	55.4		59.1	48.9
14/10/2024	8:26	55.5		56.9	49.8
14/10/2024	8:31	51.3		53.8	47.9
14/10/2024	8:36	50.8		53.9	47.3
14/10/2024	8:41	50.6	51.3	54.2	48.9
14/10/2024	8:46	52.1		54.5	48.4
14/10/2024	8:51	51.4		54.6	48.2
14/10/2024	8:56	51.3		55.5	46.8
14/10/2024	9:01	57.3		60.1	50.5
14/10/2024	9:06	56.3		61.0	47.9
14/10/2024	9:11	53.0	54.0	56.3	46.7
14/10/2024	9:16	50.4		54.9	45.9
14/10/2024	9:21	49.7		53.8	47.0
14/10/2024	9:26	51.7		54.7	48.1
14/10/2024	9:31	52.6		55.0	49.5
14/10/2024	9:36	49.0		61.6	47.8
14/10/2024	9:41	48.8	52.4	55.0	47.6
14/10/2024	9:46	55.2		57.3	48.7
14/10/2024	9:51	52.8		56.1	47.1
14/10/2024	9:56	53.0		56.0	48.9
14/10/2024	10:01	54.9		58.4	49.4
14/10/2024	10:06	53.7		56.5	48.4
14/10/2024	10:11	55.6	55.6	59.2	51.0
14/10/2024	10:16	55.4		58.3	50.8
14/10/2024	10:21	55.8		58.7	52.1
14/10/2024	10:26	57.3		61.6	53.9
14/10/2024	10:31	56.8		59.6	51.4
14/10/2024	10:36	57.7		63.8	52.9
14/10/2024	10:41	56.8	58.2	60.5	51.1
14/10/2024	10:46	61.4		62.7	51.3
14/10/2024	10:51	56.4		60.9	51.6
14/10/2024	10:56	57.5		60.1	52.3
14/10/2024	11:01	54.7		57.4	49.7
14/10/2024	11:06	53.3		55.9	49.9
14/10/2024	11:11	57.8	55.0	57.8	51.0
14/10/2024	11:16	53.5		56.3	49.9
14/10/2024	11:21	54.3		57.0	49.6
14/10/2024	11:26	54.3		57.4	50.3
14/10/2024	11:31	53.7		56.8	49.3
14/10/2024	11:36	53.9		56.0	51.1
14/10/2024	11:41	54.7	54.6	56.3	50.2
14/10/2024	11:46	54.7		57.2	51.2
14/10/2024	11:51	55.8		57.9	51.5
14/10/2024	11:56	54.3		56.4	50.9
14/10/2024	12:01	53.8		56.8	51.8
14/10/2024	12:06	52.7		55.1	50.8
14/10/2024	12:11	53.4	53.1	57.0	50.5
14/10/2024	12:16	52.7		55.1	50.3
14/10/2024	12:21	52.3		54.9	49.6
14/10/2024	12:26	53.8		59.1	49.7
14/10/2024	12:31	57.3		60.7	52.8
14/10/2024	12:36	56.8		59.1	51.7
14/10/2024	12:41	57.6	56.0	62.6	53.4
14/10/2024	12:46	57.0		59.4	52.1
14/10/2024	12:51	53.5		55.6	48.4
14/10/2024	12:56	48.4		52.0	46.0
14/10/2024	13:01	52.1		55.8	46.9
14/10/2024	13:06	52.5		56.3	47.7
14/10/2024	13:11	51.6	52.9	54.5	48.1
14/10/2024	13:16	50.4		53.7	46.9
14/10/2024	13:21	56.0		57.5	47.3
14/10/2024	13:26	52.7		55.7	48.5
14/10/2024	13:31	52.0		55.3	48.8
14/10/2024	13:36	54.1		56.9	50.3
14/10/2024	13:41	53.0	53.2	56.8	47.7
14/10/2024	13:46	50.8		53.3	47.4
14/10/2024	13:51	54.8		57.0	49.2
14/10/2024	13:56	53.4		54.8	49.4
14/10/2024	14:01	53.9		55.5	51.0
14/10/2024	14:06	53.7		57.9	51.2
14/10/2024	14:11	53.3	55.0	55.1	50.6
14/10/2024	14:16	53.5		55.1	49.7
14/10/2024	14:21	56.1		59.5	51.4
14/10/2024	14:26	57.4		58.3	50.4
14/10/2024	14:31	60.0		62.2	52.3
14/10/2024	14:36	62.9		64.1	52.6
14/10/2024	14:41	64.8	60.8	68.8	50.8
14/10/2024	14:46	59.0		63.3	49.5
14/10/2024	14:51	52.6		55.6	49.2
14/10/2024	14:56	52.9		54.6	49.2
14/10/2024	15:01	51.7		56.1	49.3
14/10/2024	15:06	51.7		53.9	49.3
14/10/2024	15:11	53.9	55.5	55.7	49.4
14/10/2024	15:16	57.4		61.6	51.8
14/10/2024	15:21	59.3		63.0	51.7
14/10/2024	15:26	52.6		55.9	50.4
14/10/2024	15:31	53.5		55.6	50.3
14/10/2024	15:36	53.2		55.8	50.1
14/10/2024	15:41	54.9	55.7	56.1	51.8
14/10/2024	15:46	55.3		58.2	53.7
14/10/2024	15:51	58.0		60.3	54.1
14/10/2024	15:56	57.0		60.2	52.3
14/10/2024	16:01	59.0		65.1	51.0
14/10/2024	16:06	54.2		55.3	51.0
14/10/2024	16:11	55.0	57.3	57.2	50.6
14/10/2024	16:16	53.2		56.5	51.4
14/10/2024	16:21	53.8		56.3	51.1
14/10/2024	16:26	61.6		66.6	53.2
14/10/2024	16:31	62.4		66.6	53.4
14/10/2024	16:36	63.0		68.5	52.4
14/10/2024	16:41	63.3	62.8	67.4	53.3
14/10/2024	16:46	66.6		71.2	55.4
14/10/2024	16:51	58.1		61.4	52.2
14/10/2024	16:56	56.6		61.0	52.6
14/10/2024	17:01	56.1		60.9	52.0
14/10/2024	17:06	55.7		60.1	53.0
14/10/2024	17:11	56.7	56.1	60.3	52.5
14/10/2024	17:16	58.5		62.6	53.0
14/10/2024	17:21	54.6		58.0	50.1
14/10/2024	17:26	52.9		55.3	49.7
14/10/2024	17:31	55.0		56.7	50.0
14/10/2024	17:36	53.5		56.7	49.7
14/10/2024	17:41	51.8	55.4	53.6	49.2
14/10/2024	17:46	54.0		57.9	49.8
14/10/2024	17:51	59.5		60.6	50.9
14/10/2024	17:56	54.1		56.5	50.6
14/10/2024	18:01	55.1		58.1	50.4
14/10/2024	18:06	55.7		60.0	50.7
14/10/2024	18:11	52.7	54.3	55.9	49.2
14/10/2024	18:16	53.0		56.8	49.8
14/10/2024	18:21	55.2		58.1	50.9
14/10/2024	18:26	53.0		55.6	50.3
14/10/2024	18:31	55.0		55.8	49.6
14/10/2024	18:36	51.7		54.1	48.4
14/10/2024	18:41	50.4	52.4	53.8	48.5
14/10/2024	18:46	51.9		54.0	49.2
14/10/2024	18:51	51.2		54.2	48.9
14/10/2024	18:56	52.7		55.9	48.8
		Mean	55.6		
		Maximum	62.8		
		Minimum	51.3		

Station: CM24

Date	Start Time	Leq (5mins)	Leq (30mins)	L10 (5mins)	L90 (5mins)
15/10/2024	7:01	56.1		59.7	49.7
15/10/2024	7:06	53.9		58.0	49.5
15/10/2024	7:11	51.7	52.8	55.1	47.8
15/10/2024	7:16	52.4		55.6	49.6
15/10/2024	7:21	49.8		52.8	47.7
15/10/2024	7:26	47.9		50.0	46.5
15/10/2024	7:31	53.3		56.6	49.1
15/10/2024	7:36	50.8		55.2	48.5
15/10/2024	7:41	48.4	51.3	52.3	45.2
15/10/2024	7:46	47.7		51.0	45.0
15/10/2024	7:51	51.4		55.5	46.8
15/10/2024	7:56	53.2		56.0	47.1
15/10/2024	8:01	55.7		58.1	49.7
15/10/2024	8:06	52.0		53.9	48.0
15/10/2024	8:11	51.5	52.8	53.3	48.8
15/10/2024	8:16	52.1		55.4	49.0
15/10/2024	8:21	50.8		52.5	46.7
15/10/2024	8:26	52.5		54.2	48.0
15/10/2024	8:31	49.3		50.7	47.3
15/10/2024	8:36	48.9		50.9	47.2
15/10/2024	8:41	49.7	49.3	50.9	47.7
15/10/2024	8:46	49.7		52.3	47.6
15/10/2024	8:51	49.4		52.5	47.6
15/10/2024	8:56	48.3		50.9	45.9
15/10/2024	9:01	52.1		54.2	48.1
15/10/2024	9:06	51.0		52.9	47.8
15/10/2024	9:11	48.8	49.7	51.0	45.7
15/10/2024	9:16	47.0		49.9	45.3
15/10/2024	9:21	49.2		50.6	46.8
15/10/2024	9:26	48.3		51.9	47.4
15/10/2024	9:31	49.5		52.2	48.8
15/10/2024	9:36	47.0		57.9	44.8
15/10/2024	9:41	45.6	49.1	62.7	43.2
15/10/2024	9:46	51.2		54.0	48.7
15/10/2024	9:51	49.3		51.7	46.4
15/10/2024	9:56	49.9		52.1	48.5
15/10/2024	10:01	50.6		53.8	48.7
15/10/2024	10:06	50.4		53.0	47.6
15/10/2024	10:11	53.2	52.9	55.3	50.5
15/10/2024	10:16	51.4		54.0	49.6
15/10/2024	10:21	54.2		56.8	51.5
15/10/2024	10:26	55.2		58.1	52.5
15/10/2024	10:31	53.4		55.7	50.2
15/10/2024	10:36	53.9		58.0	51.6
15/10/2024	10:41	53.0	54.2	56.0	50.1
15/10/2024	10:46	56.2		57.1	49.8
15/10/2024	10:51	54.7		58.4	50.7
15/10/2024	10:56	53.2		56.3	50.2
15/10/2024	11:01	50.9		54.6	48.2
15/10/2024	11:06	51.6		53.3	49.5
15/10/2024	11:11	53.3	51.8	54.4	50.1
15/10/2024	11:16	50.9		54.4	49.6
15/10/2024	11:21	52.3		53.4	49.1
15/10/2024	11:26	51.2		54.2	49.7
15/10/2024	11:31	51.7		54.4	48.9
15/10/2024	11:36	51.4		54.2	49.6
15/10/2024	11:41	52.1	52.4	53.9	49.3
15/10/2024	11:46	52.1		54.6	50.5
15/10/2024	11:51	54.3		56.6	50.5
15/10/2024	11:56	51.9		54.1	50.0
15/10/2024	12:01	52.8		55.4	50.6
15/10/2024	12:06	51.8		53.7	50.3
15/10/2024	12:11	52.5	52.0	55.3	49.8
15/10/2024	12:16	51.6		53.9	49.6
15/10/2024	12:21	50.7		52.7	48.6
15/10/2024	12:26	52.4		55.2	49.1
15/10/2024	12:31	54.6		56.4	51.4
15/10/2024	12:36	53.0		55.8	50.9
15/10/2024	12:41	53.0	52.5	55.9	52.4
15/10/2024	12:46	52.4		55.1	51.2
15/10/2024	12:51	51.8		54.0	47.7
15/10/2024	12:56	47.5		49.3	46.1
15/10/2024	13:01	48.4		50.6	46.3
15/10/2024	13:06	48.9		51.2	46.7
15/10/2024	13:11	49.8	49.6	51.4	47.3
15/10/2024	13:16	48.2		50.8	46.9
15/10/2024	13:21	51.0		52.8	47.3
15/10/2024	13:26	50.4		52.2	47.5
15/10/2024	13:31	49.9		51.6	47.8
15/10/2024	13:36	51.9		54.5	49.5
15/10/2024	13:41	49.7	50.4	52.9	47.5
15/10/2024	13:46	48.5		51.1	46.9
15/10/2024	13:51	50.9		52.4	47.8
15/10/2024	13:56	50.7		52.8	48.5
15/10/2024	14:01	52.6		54.7	50.5
15/10/2024	14:06	52.4		54.7	50.9
15/10/2024	14:11	50.9	52.7	53.0	50.4
15/10/2024	14:16	51.6		53.9	49.9
15/10/2024	14:21	54.2		57.5	51.3
15/10/2024	14:26	53.9		57.0	49.3
15/10/2024	14:31	58.9		61.7	51.8
15/10/2024	14:36	59.5		62.8	50.9
15/10/2024	14:41	59.4	57.0	62.3	50.6
15/10/2024	14:46	53.9		56.3	49.6
15/10/2024	14:51	50.0		51.8	48.1
15/10/2024	14:56	50.2		52.1	49.0
15/10/2024	15:01	49.5		52.9	48.6
15/10/2024	15:06	49.7		51.8	48.7
15/10/2024	15:11	50.5	52.0	52.5	48.9
15/10/2024	15:16	53.7		57.1	50.2
15/10/2024	15:21	54.4		57.1	51.4
15/10/2024	15:26	51.5		53.2	49.6
15/10/2024	15:31	50.7		53.7	49.5
15/10/2024	15:36	50.7		53.1	49.5
15/10/2024	15:41	52.5	53.6	54.3	50.6
15/10/2024	15:46	55.0		57.1	53.5
15/10/2024	15:51	55.3		58.2	53.9
15/10/2024	15:56	54.9		57.4	50.9
15/10/2024	16:01	53.6		57.9	50.1
15/10/2024	16:06	52.0		53.6	49.5
15/10/2024	16:11	51.5	53.1	54.2	49.9
15/10/2024	16:16	52.3		53.3	50.4
15/10/2024	16:21	51.8		55.0	50.5
15/10/2024	16:26	55.7		58.9	52.2
15/10/2024	16:31	56.8		59.6	52.1
15/10/2024	16:36	58.3		63.5	52.5
15/10/2024	16:41	57.4	57.2	61.7	53.1
15/10/2024	16:46	59.7		62.5	55.3
15/10/2024	16:51	53.9		56.5	51.6
15/10/2024	16:56	54.8		58.2	51.9
15/10/2024	17:01	55.0		59.1	51.1
15/10/2024	17:06	55.2		58.2	51.8
15/10/2024	17:11	55.5	54.6	59.0	51.7
15/10/2024	17:16	56.3		60.4	51.0
15/10/2024	17:21	52.9		57.3	49.8
15/10/2024	17:26	50.6		52.4	49.6
15/10/2024	17:31	51.7		53.8	49.4
15/10/2024	17:36	50.9		53.2	48.9
15/10/2024	17:41	49.4	52.0	51.9	48.2
15/10/2024	17:46	51.8		54.6	49.1
15/10/2024	17:51	54.8		55.5	50.4
15/10/2024	17:56	51.6		53.4	50.4
15/10/2024	18:01	51.3		54.0	50.6
15/10/2024	18:06	52.5		54.4	50.5
15/10/2024	18:11	50.0	51.3	53.0	48.7
15/10/2024	18:16	50.6		53.7	49.5
15/10/2024	18:21	52.3		55.2	49.7
15/10/2024	18:26	50.6		53.0	50.0
15/10/2024	18:31	51.1		52.2	48.9
15/10/2024	18:36	49.7		51.5	47.5
15/10/2024	18:41	49.2	50.0	51.3	47.6
15/10/2024	18:46	49.8		51.0	48.2
15/10/2024	18:51	49.6		52.0	48.8
15/10/2024	18:56	50.6		53.0	48.1
		Mean	51.9		
		Maximum	57.0		
		Minimum	49.1		

Date	Start Time	Leq (5mins)	Leq (30mins)	L10 (5mins)	L90 (5mins)
16/10/2024	7:01	58.1		63.0	47.7
16/10/2024	7:06	56.1		59.6	49.3
16/10/2024	7:11	53.1	54.5	57.8	47.2
16/10/2024	7:16	53.6		56.7	49.5
16/10/2024	7:21	50.9		54.0	47.6
16/10/2024	7:26	49.5		51.5	46.1
16/10/2024	7:31	54.3		57.8	48.7
16/10/2024	7:36	52.5		56.8	48.7
16/10/2024	7:41	49.9	52.6	54.0	44.9
16/10/2024	7:46	48.9		52.8	44.6
16/10/2024	7:51	54.1		58.4	45.3
16/10/2024	7:56	53.4		58.4	45.8
16/10/2024	8:01	57.0		60.3	49.5
16/10/2024	8:06	52.1		56.1	48.1
16/10/2024	8:11	52.2	53.7	56.0	47.6
16/10/2024	8:16	53.2		57.5	48.6
16/10/2024	8:21	51.8		53.6	46.9
16/10/2024	8:26	53.5		54.6	48.1
16/10/2024	8:31	49.4		52.2	47.4
16/10/2024	8:36	49.2		51.7	46.5
16/10/2024	8:41	50.2	49.7	51.8	47.7
16/10/2024	8:46	49.8		52.2	48.1
16/10/2024	8:51	50.1		52.1	47.3
16/10/2024	8:56	49.8		51.9	46.2
16/10/2024	9:01	52.2		54.9	48.8
16/10/2024	9:06	52.1		55.7	47.9
16/10/2024	9:11	49.9	51.1	52.2	45.5
16/10/2024	9:16	48.3		50.7	45.1
16/10/2024	9:21	52.7		53.7	46.3
16/10/2024	9:26	49.4		52.5	47.2
16/10/2024	9:31	51.0		53.0	48.5
16/10/2024	9:36	51.8		57.3	49.3
16/10/2024	9:41	46.9	51.0	53.7	45.0
16/10/2024	9:46	53.1		54.0	48.3
16/10/2024	9:51	49.5		52.9	46.3
16/10/2024	9:56	51.1		52.7	47.7
16/10/2024	10:01	51.3		55.2	49.2
16/10/2024	10:06	50.8		53.8	48.3
16/10/2024	10:11	54.3	53.6	56.7	50.6
16/10/2024	10:16	53.1		55.8	49.9
16/10/2024	10:21	53.8		56.8	51.1
16/10/2024	10:26	56.0		59.1	52.4
16/10/2024	10:31	53.3		56.4	49.8
16/10/2024	10:36	55.4		59.3	51.7
16/10/2024	10:41	53.8	55.2	56.6	50.7
16/10/2024	10:46	58.0		58.0	50.4
16/10/2024	10:51	55.2		59.2	50.1
16/10/2024	10:56	53.3		56.1	50.8
16/10/2024	11:01	51.1		54.1	48.1
16/10/2024	11:06	52.3		54.8	48.8
16/10/2024	11:11	54.5	52.5	55.2	50.1
16/10/2024	11:16	51.8		54.3	49.1
16/10/2024	11:21	52.3		54.7	49.1
16/10/2024	11:26	52.5		55.0	49.5
16/10/2024	11:31	52.4		54.2	48.7
16/10/2024	11:36	52.9		54.2	50.3
16/10/2024	11:41	52.1	52.7	55.1	50.1
16/10/2024	11:46	52.3		55.8	50.8
16/10/2024	11:51	53.9		57.1	50.9
16/10/2024	11:56	52.2		54.5	50.1
16/10/2024	12:01	52.8		55.1	50.7
16/10/2024	12:06	52.1		54.8	50.2
16/10/2024	12:11	52.6	52.2	55.1	49.8
16/10/2024	12:16	52.3		53.6	50.2
16/10/2024	12:21	50.6		53.2	49.4
16/10/2024	12:26	52.6		56.1	49.6
16/10/2024	12:31	54.6		57.0	51.7
16/10/2024	12:36	53.8		55.6	50.9
16/10/2024	12:41	54.2	52.9	57.0	52.3
16/10/2024	12:46	53.0		56.2	50.9
16/10/2024	12:51	50.9		53.7	47.8
16/10/2024	12:56	46.7		49.7	45.5
16/10/2024	13:01	48.9		51.6	45.7
16/10/2024	13:06	51.0		52.3	47.0
16/10/2024	13:11	50.2	50.3	52.7	47.5
16/10/2024	13:16	48.6		52.1	46.5
16/10/2024	13:21	52.1		53.1	47.4
16/10/2024	13:26	49.9		53.1	48.0
16/10/2024	13:31	51.2		52.2	48.5
16/10/2024	13:36	53.0		54.2	49.2
16/10/2024	13:41	50.9	51.3	53.9	47.2
16/10/2024	13:46	49.2		52.4	47.7
16/10/2024	13:51	51.2		52.9	48.0
16/10/2024	13:56	51.6		52.6	48.4
16/10/2024	14:01	53.0		54.1	50.8
16/10/2024	14:06	53.1		55.0	50.4
16/10/2024	14:11	52.1	53.3	53.8	50.3
16/10/2024	14:16	51.1		54.1	49.6
16/10/2024	14:21	54.8		58.1	51.1
16/10/2024	14:26	54.4		57.2	50.1
16/10/2024	14:31	58.2		61.9	51.2
16/10/2024	14:36	59.4		63.2	50.5
16/10/2024	14:41	61.2	57.5	64.4	49.8
16/10/2024	14:46	54.7		58.4	48.2
16/10/2024	14:51	50.0		52.8	48.1
16/10/2024	14:56	51.0		52.3	48.8
16/10/2024	15:01	50.7		53.7	48.9
16/10/2024	15:06	50.8		51.8	48.4
16/10/2024	15:11	51.3	52.6	53.2	49.8
16/10/2024	15:16	54.1		57.7	50.9
16/10/2024	15:21	55.1		59.4	51.0
16/10/2024	15:26	51.7		53.9	49.8
16/10/2024	15:31	52.1		54.3	49.3
16/10/2024	15:36	51.3		53.1	50.2
16/10/2024	15:41	53.3	54.3	54.2	50.8
16/10/2024	15:46	55.4		56.7	53.7
16/10/2024	15:51	56.1		58.9	54.1
16/10/2024	15:56	55.5		57.9	51.0
16/10/2024	16:01	54.9		60.2	50.0
16/10/2024	16:06	53.1		53.7	49.8
16/10/2024	16:11	52.1	54.3	55.0	49.9
16/10/2024	16:16	51.9		54.3	50.1
16/10/2024	16:21	52.5		54.9	49.7
16/10/2024	16:26	57.7		62.0	50.9
16/10/2024	16:31	57.4		61.6	51.7
16/10/2024	16:36	60.1		64.9	52.0
16/10/2024	16:41	59.2	58.9	64.1	52.5
16/10/2024	16:46	62.0		65.3	52.3
16/10/2024	16:51	55.6		58.0	50.4
16/10/2024	16:56	55.1		58.5	50.9
16/10/2024	17:01	55.2		60.6	50.7
16/10/2024	17:06	55.4		58.6	52.2
16/10/2024	17:11	55.4	55.2	59.3	51.5
16/10/2024	17:16	57.2		60.6	51.8
16/10/2024	17:21	54.4		56.7	50.3
16/10/2024	17:26	51.6		53.0	49.7
16/10/2024	17:31	52.0		53.6	49.8
16/10/2024	17:36	52.3		54.3	49.8
16/10/2024	17:41	50.1	52.8	52.8	48.6
16/10/2024	17:46	52.0		55.4	49.0
16/10/2024	17:51	56.1		56.7	50.2
16/10/2024	17:56	51.9		54.1	49.7
16/10/2024	18:01	52.8		54.7	49.8
16/10/2024	18:06	52.8		56.5	49.5
16/10/2024	18:11	51.6	52.4	53.2	48.6
16/10/2024	18:16	52.1		54.0	49.2
16/10/2024	18:21	53.1		55.1	49.8
16/10/2024	18:26	51.6		53.2	50.0
16/10/2024	18:31	52.1		53.2	48.3
16/10/2024	18:36	49.4		51.6	48.4
16/10/2024	18:41	49.7	50.5	51.9	48.3
16/10/2024	18:46	50.2		52.3	48.7
16/10/2024	18:51	50.6		52.0	48.4
16/10/2024	18:56	50.4		53.6	48.3
		Mean	52.6		
		Maximum	55.2		
		Minimum	49.7		

Station: CM24

Date	Start Time	Leq (5mins)	Leq (30mins)	L10 (5mins)	L90 (5mins)
17/10/2024	7:01	50.2	49.0	53.3	45.7
17/10/2024	7:06	49.7		53.5	46.7
17/10/2024	7:11	49.0		51.5	46.0
17/10/2024	7:16	49.5		51.6	46.9
17/10/2024	7:21	47.7		49.8	45.6
17/10/2024	7:26	47.5		48.6	45.6
17/10/2024	7:31	51.1	49.0	53.9	47.1
17/10/2024	7:36	50.6		52.5	45.1
17/10/2024	7:41	45.5		48.1	44.7
17/10/2024	7:46	46.3		48.7	44.5
17/10/2024	7:51	48.0		50.7	44.1
17/10/2024	7:56	49.4		53.2	45.1
17/10/2024	8:01	51.4	49.3	54.7	47.0
17/10/2024	8:06	48.6		50.9	45.7
17/10/2024	8:11	47.6		50.9	45.0
17/10/2024	8:16	48.9		52.7	45.6
17/10/2024	8:21	47.7		49.5	45.6
17/10/2024	8:26	50.1		51.8	47.1
17/10/2024	8:31	48.7	48.4	50.6	46.0
17/10/2024	8:36	48.0		49.6	46.0
17/10/2024	8:41	48.0		50.4	47.5
17/10/2024	8:46	49.6		51.2	47.0
17/10/2024	8:51	48.5		51.4	46.8
17/10/2024	8:56	47.7		49.3	45.3
17/10/2024	9:01	48.4	47.5	49.7	46.2
17/10/2024	9:06	48.4		50.1	46.9
17/10/2024	9:11	47.3		50.0	45.9
17/10/2024	9:16	46.0		48.2	44.4
17/10/2024	9:21	46.4		48.8	45.2
17/10/2024	9:26	47.7		50.3	46.2
17/10/2024	9:31	49.4	50.3	51.7	47.8
17/10/2024	9:36	51.6		52.4	48.3
17/10/2024	9:41	52.5		57.0	47.4
17/10/2024	9:46	49.1		50.8	47.6
17/10/2024	9:51	48.8		51.0	45.0
17/10/2024	9:56	49.2		51.1	46.5
17/10/2024	10:01	48.8	51.2	51.4	48.2
17/10/2024	10:06	49.1		51.1	47.9
17/10/2024	10:11	51.3		53.5	48.4
17/10/2024	10:16	50.3		53.4	48.3
17/10/2024	10:21	52.5		55.1	49.8
17/10/2024	10:26	53.4		55.8	51.7
17/10/2024	10:31	50.8	51.9	53.9	49.3
17/10/2024	10:36	52.6		54.9	49.7
17/10/2024	10:41	51.1		53.4	49.5
17/10/2024	10:46	51.3		54.3	49.4
17/10/2024	10:51	53.7		58.0	49.2
17/10/2024	10:56	51.2		53.8	49.4
17/10/2024	11:01	50.4	50.6	52.8	48.1
17/10/2024	11:06	50.1		52.4	47.9
17/10/2024	11:11	51.7		54.1	49.0
17/10/2024	11:16	50.1		52.8	48.2
17/10/2024	11:21	50.5		53.7	49.1
17/10/2024	11:26	50.6		52.5	48.8
17/10/2024	11:31	50.5	51.7	52.7	48.2
17/10/2024	11:36	51.2		53.3	48.9
17/10/2024	11:41	51.5		53.4	48.8
17/10/2024	11:46	51.7		53.5	49.3
17/10/2024	11:51	53.5		56.1	49.0
17/10/2024	11:56	51.4		53.9	49.3
17/10/2024	12:01	52.0	51.2	53.8	50.5
17/10/2024	12:06	51.5		53.2	48.9
17/10/2024	12:11	51.5		54.1	48.8
17/10/2024	12:16	50.6		53.1	49.4
17/10/2024	12:21	49.7		52.0	48.7
17/10/2024	12:26	51.7		55.2	48.6
		Mean	50.0		
		Maximum	51.9		
		Minimum	47.5		

Summary of Noise Monitoring Results during 07:00 - 19:00 at CM24	
	Leq (30mins)
Mean	52.0
Maximum	63.2
Minimum	44.8

Note:
1. The Leq (5mins) values within the time slots that do not have six consecutive Leq (5mins) values are not included in calculation of Leq (30mins).
2. Short periods of data gaps in tables are due to suspension of monitoring during replacement of batteries for the sound level meter.

Station: CM24

Date	Start Time	Leq (5mins)	Leq (30mins)	L10 (5mins)	L90 (5mins)
3/10/2024	19:04	51.2		54.8	47.6
3/10/2024	19:09	56.8		61.6	50.1
3/10/2024	19:14	58.1	55.4	63.0	47.7
3/10/2024	19:19	56.1		59.6	49.3
3/10/2024	19:24	53.1		57.8	47.2
3/10/2024	19:29	53.6		56.7	49.5
3/10/2024	19:34	50.9		54.0	47.6
3/10/2024	19:39	49.5		51.5	46.1
3/10/2024	19:44	54.3	56.1	57.8	48.7
3/10/2024	19:49	62.5		65.8	48.7
3/10/2024	19:54	49.9		54.0	44.9
3/10/2024	19:59	48.9		52.8	44.6
3/10/2024	20:04	54.1		58.4	45.3
3/10/2024	20:09	53.4		58.4	45.8
3/10/2024	20:14	57.0	54.0	60.3	49.5
3/10/2024	20:19	52.1		56.1	48.1
3/10/2024	20:24	52.2		56.0	47.6
3/10/2024	20:29	53.2		57.5	48.6
3/10/2024	20:34	51.8		53.6	46.9
3/10/2024	20:39	53.5		54.6	48.1
3/10/2024	20:44	49.4	50.9	52.2	47.4
3/10/2024	20:49	49.2		51.7	46.5
3/10/2024	20:54	50.2		51.8	47.7
3/10/2024	20:59	49.8		52.2	48.1
3/10/2024	21:04	50.1		52.1	47.3
3/10/2024	21:09	49.8		51.9	46.2
3/10/2024	21:14	52.2	50.6	54.9	48.8
3/10/2024	21:19	52.1		55.7	47.9
3/10/2024	21:24	49.9		52.2	45.5
3/10/2024	21:29	48.3		50.7	45.1
3/10/2024	21:34	52.7		54.7	46.3
3/10/2024	21:39	49.4		52.5	47.2
3/10/2024	21:44	51.0	65.0	53.0	48.5
3/10/2024	21:49	71.4		75.3	49.3
3/10/2024	21:54	66.9		68.7	48.0
3/10/2024	21:59	53.1		54.0	48.3
3/10/2024	22:04	49.5		52.9	46.3
3/10/2024	22:09	51.1		52.7	47.7
3/10/2024	22:14	51.3	52.0	55.2	49.2
3/10/2024	22:19	50.8		53.8	48.3
3/10/2024	22:24	54.3		56.7	50.6
3/10/2024	22:29	53.1		55.8	49.9
3/10/2024	22:34	53.8		56.8	51.1
3/10/2024	22:39	56.0		59.1	52.4
3/10/2024	22:44	53.3	55.4	56.4	49.8
3/10/2024	22:49	55.4		59.3	51.7
3/10/2024	22:54	53.8		56.6	50.7
3/10/2024	22:59	58.0		58.0	50.4
		Mean	54.9		
		Maximum	65.0		
		Minimum	50.6		

Date	Start Time	Leq (5mins)	Leq (30mins)	L10 (5mins)	L90 (5mins)
4/10/2024	19:04	48.8		49.9	47.5
4/10/2024	19:09	48.2		48.9	47.4
4/10/2024	19:14	48.4	48.4	49.1	47.6
4/10/2024	19:19	49.0		50.4	47.6
4/10/2024	19:24	48.0		48.9	47.1
4/10/2024	19:29	47.8		48.9	46.9
4/10/2024	19:34	47.6		48.9	46.4
4/10/2024	19:39	47.2		47.7	46.6
4/10/2024	19:44	47.6	47.5	48.5	46.6
4/10/2024	19:49	47.6		49.2	46.5
4/10/2024	19:54	47.5		48.0	46.7
4/10/2024	19:59	47.3		48.0	46.5
4/10/2024	20:04	48.9		50.7	46.5
4/10/2024	20:09	50.0		51.2	45.8
4/10/2024	20:14	46.3	47.8	46.9	45.7
4/10/2024	20:19	46.6		46.9	45.6
4/10/2024	20:24	47.0		47.8	46.0
4/10/2024	20:29	46.5		47.3	45.8
4/10/2024	20:34	46.8		47.6	45.9
4/10/2024	20:39	49.5		50.5	46.1
4/10/2024	20:44	50.4	49.1	52.3	46.7
4/10/2024	20:49	47.4		48.0	46.7
4/10/2024	20:54	48.2		49.3	47.2
4/10/2024	20:59	50.7		52.5	47.4
4/10/2024	21:04	48.1		48.8	47.4
4/10/2024	21:09	50.0		51.0	47.4
4/10/2024	21:14	49.3	48.6	50.6	47.1
4/10/2024	21:19	49.5		52.5	46.0
4/10/2024	21:24	47.1		47.7	46.5
4/10/2024	21:29	46.7		47.1	46.2
4/10/2024	21:34	47.8		49.4	46.2
4/10/2024	21:39	47.0		48.0	46.1
4/10/2024	21:44	48.4	51.5	49.0	46.9
4/10/2024	21:49	50.2		52.0	47.0
4/10/2024	21:54	48.0		48.6	46.7
4/10/2024	21:59	56.9		59.4	47.3
4/10/2024	22:04	53.4		55.3	49.0
4/10/2024	22:09	50.0		52.0	46.3
4/10/2024	22:14	46.5	49.3	47.0	45.8
4/10/2024	22:19	47.1		47.5	46.4
4/10/2024	22:24	46.8		47.5	46.1
4/10/2024	22:29	47.2		47.6	46.7
4/10/2024	22:34	46.7		47.2	45.9
4/10/2024	22:39	46.8		47.2	46.4
4/10/2024	22:44	47.2	47.2	48.1	46.3
4/10/2024	22:49	46.8		47.1	45.9
4/10/2024	22:54	47.5		47.8	46.4
4/10/2024	22:59	48.1		48.7	45.5
		Mean	48.7		
		Maximum	51.5		
		Minimum	47.2		

Station: CM24

Date	Start Time	Leq (5mins)	Leq (30mins)	L10 (5mins)	L90 (5mins)
5/10/2024	19:04	47.8		48.5	46.9
5/10/2024	19:09	47.4		47.9	46.7
5/10/2024	19:14	47.5	47.5	48.1	46.8
5/10/2024	19:19	47.9		49.0	46.9
5/10/2024	19:24	47.2		47.8	46.5
5/10/2024	19:29	47.0		47.5	46.4
5/10/2024	19:34	46.6		47.5	45.8
5/10/2024	19:39	46.5		46.9	46.0
5/10/2024	19:44	46.8	46.6	47.7	46.1
5/10/2024	19:49	46.5		47.2	45.9
5/10/2024	19:54	46.6		47.2	46.0
5/10/2024	19:59	46.5		47.0	45.9
5/10/2024	20:04	46.8		47.1	45.9
5/10/2024	20:09	47.0		48.2	45.1
5/10/2024	20:14	45.5	46.1	46.1	44.9
5/10/2024	20:19	45.5		46.0	44.9
5/10/2024	20:24	46.1		46.9	45.2
5/10/2024	20:29	45.7		46.5	45.0
5/10/2024	20:34	45.8		46.6	45.0
5/10/2024	20:39	47.3		48.5	45.4
5/10/2024	20:44	47.2	47.4	48.8	45.8
5/10/2024	20:49	46.7		47.3	46.1
5/10/2024	20:54	47.3		48.1	46.6
5/10/2024	20:59	49.2		51.5	46.8
5/10/2024	21:04	47.5		48.1	47.0
5/10/2024	21:09	47.6		48.2	46.7
5/10/2024	21:14	47.4	47.2	48.0	46.4
5/10/2024	21:19	47.9		50.0	45.5
5/10/2024	21:24	46.5		47.0	46.0
5/10/2024	21:29	46.1		46.5	45.7
5/10/2024	21:34	46.3		46.7	45.6
5/10/2024	21:39	46.2		47.1	45.6
5/10/2024	21:44	47.1	49.6	47.9	46.3
5/10/2024	21:49	47.8		48.8	46.4
5/10/2024	21:54	46.7		47.4	46.1
5/10/2024	21:59	54.9		58.7	46.9
5/10/2024	22:04	51.6		53.5	48.2
5/10/2024	22:09	47.9		48.4	45.6
5/10/2024	22:14	45.8	47.8	46.2	45.4
5/10/2024	22:19	46.0		46.5	45.3
5/10/2024	22:24	45.6		46.3	44.8
5/10/2024	22:29	46.1		46.6	45.6
5/10/2024	22:34	45.7		46.4	45.0
5/10/2024	22:39	46.1		46.5	45.6
5/10/2024	22:44	46.2	46.0	46.6	45.6
5/10/2024	22:49	45.9		46.3	45.3
5/10/2024	22:54	46.4		47.0	45.8
5/10/2024	22:59	45.5		46.1	44.9
		Mean	47.3		
		Maximum	49.6		
		Minimum	46.0		

Date	Start Time	Leq (5mins)	Leq (30mins)	L10 (5mins)	L90 (5mins)
6/10/2024	19:04	50.1		52.1	48.2
6/10/2024	19:09	49.3		50.3	48.2
6/10/2024	19:14	49.5	49.7	50.7	48.3
6/10/2024	19:19	50.5		52.6	48.2
6/10/2024	19:24	49.3		51.0	47.7
6/10/2024	19:29	49.2		51.5	47.4
6/10/2024	19:34	48.9		51.0	46.9
6/10/2024	19:39	48.1		48.9	47.0
6/10/2024	19:44	48.6	48.6	49.5	47.1
6/10/2024	19:49	49.0		51.1	47.0
6/10/2024	19:54	48.6		49.9	47.2
6/10/2024	19:59	48.3		49.4	47.0
6/10/2024	20:04	51.3		51.5	47.0
6/10/2024	20:09	53.2		55.6	46.4
6/10/2024	20:14	47.1	49.8	47.8	46.4
6/10/2024	20:19	48.1		50.6	46.4
6/10/2024	20:24	48.1		49.2	46.7
6/10/2024	20:29	47.3		48.1	46.4
6/10/2024	20:34	48.0		48.8	46.7
6/10/2024	20:39	52.0		53.3	46.7
6/10/2024	20:44	53.9	51.2	56.8	47.5
6/10/2024	20:49	48.3		49.1	47.1
6/10/2024	20:54	49.4		51.1	47.8
6/10/2024	20:59	52.4		54.8	48.0
6/10/2024	21:04	48.9		50.1	47.7
6/10/2024	21:09	53.1		54.4	47.9
6/10/2024	21:14	51.3	50.5	53.1	47.7
6/10/2024	21:19	51.4		55.0	46.4
6/10/2024	21:24	47.8		48.8	47.0
6/10/2024	21:29	47.3		48.0	46.7
6/10/2024	21:34	49.7		51.1	46.7
6/10/2024	21:39	48.1		49.5	46.6
6/10/2024	21:44	50.0	53.5	51.0	47.5
6/10/2024	21:49	53.0		56.3	47.7
6/10/2024	21:54	49.9		51.2	47.2
6/10/2024	21:59	59.0		61.4	47.8
6/10/2024	22:04	55.6		58.7	49.6
6/10/2024	22:09	52.5		52.8	47.1
6/10/2024	22:14	47.3	51.2	47.9	46.3
6/10/2024	22:19	48.2		48.7	47.4
6/10/2024	22:24	48.2		48.8	47.0
6/10/2024	22:29	48.3		48.9	47.7
6/10/2024	22:34	48.0		48.2	46.7
6/10/2024	22:39	47.7		48.1	47.0
6/10/2024	22:44	48.7	49.0	51.2	46.9
6/10/2024	22:49	48.1		48.5	46.5
6/10/2024	22:54	48.9		49.0	46.9
6/10/2024	22:59	51.5		52.4	46.0
		Mean	50.4		
		Maximum	53.5		
		Minimum	48.6		

Station: CM24

Date	Start Time	Leq (5mins)	Leq (30mins)	L10 (5mins)	L90 (5mins)
7/10/2024	19:04	48.5		49.2	47.5
7/10/2024	19:09	48.0		48.5	47.4
7/10/2024	19:14	48.2	48.1	48.8	47.5
7/10/2024	19:19	48.7		50.0	47.5
7/10/2024	19:24	47.8		48.4	47.1
7/10/2024	19:29	47.6		48.3	46.8
7/10/2024	19:34	47.3		48.3	46.4
7/10/2024	19:39	47.0		47.3	46.5
7/10/2024	19:44	47.3	47.2	48.3	46.6
7/10/2024	19:49	47.2		48.3	46.5
7/10/2024	19:54	47.3		47.8	46.6
7/10/2024	19:59	47.1		47.7	46.4
7/10/2024	20:04	48.1		50.0	46.5
7/10/2024	20:09	49.1		50.9	45.8
7/10/2024	20:14	46.1	47.2	46.8	45.6
7/10/2024	20:19	46.3		46.7	45.5
7/10/2024	20:24	46.7		47.5	45.9
7/10/2024	20:29	46.3		46.9	45.7
7/10/2024	20:34	46.6		47.3	45.8
7/10/2024	20:39	48.7		50.2	46.0
7/10/2024	20:44	49.3	48.5	51.5	46.7
7/10/2024	20:49	47.2		47.7	46.6
7/10/2024	20:54	47.9		48.7	47.2
7/10/2024	20:59	50.1		52.1	47.4
7/10/2024	21:04	47.9		48.5	47.4
7/10/2024	21:09	49.2		50.0	47.4
7/10/2024	21:14	48.7	48.2	49.8	47.0
7/10/2024	21:19	48.9		52.1	45.9
7/10/2024	21:24	46.9		47.4	46.5
7/10/2024	21:29	46.5		46.9	46.2
7/10/2024	21:34	47.2		47.2	46.1
7/10/2024	21:39	46.8		47.7	46.1
7/10/2024	21:44	48.0	50.8	48.6	46.9
7/10/2024	21:49	49.3		51.2	47.1
7/10/2024	21:54	47.6		48.3	46.7
7/10/2024	21:59	56.1		59.1	47.2
7/10/2024	22:04	52.8		54.6	49.1
7/10/2024	22:09	49.3		50.3	46.2
7/10/2024	22:14	46.3	48.8	46.7	45.7
7/10/2024	22:19	46.8		47.2	46.3
7/10/2024	22:24	46.5		47.3	45.9
7/10/2024	22:29	47.0		47.4	46.6
7/10/2024	22:34	46.4		47.1	45.8
7/10/2024	22:39	46.7		47.0	46.3
7/10/2024	22:44	46.9	46.8	47.6	46.3
7/10/2024	22:49	46.5		46.9	45.9
7/10/2024	22:54	47.1		47.6	46.4
7/10/2024	22:59	47.1		49.5	45.4
		Mean	48.2		
		Maximum	50.8		
		Minimum	46.8		

Date	Start Time	Leq (5mins)	Leq (30mins)	L10 (5mins)	L90 (5mins)
8/10/2024	19:01	50.7		53.4	48.5
8/10/2024	19:06	49.9		52.5	47.5
8/10/2024	19:11	50.2	49.9	51.7	48.2
8/10/2024	19:16	49.3		50.8	48.3
8/10/2024	19:21	50.1		51.4	47.8
8/10/2024	19:26	49.4		52.3	48.7
8/10/2024	19:31	48.8		51.4	47.9
8/10/2024	19:36	48.6		51.0	47.4
8/10/2024	19:41	49.1	48.6	51.0	46.8
8/10/2024	19:46	47.6		49.7	47.0
8/10/2024	19:51	49.3		50.5	47.5
8/10/2024	19:56	48.2		51.6	47.5
8/10/2024	20:01	47.9		50.3	47.4
8/10/2024	20:06	48.0		49.9	46.9
8/10/2024	20:11	49.9	48.4	50.1	47.3
8/10/2024	20:16	48.8		49.6	47.0
8/10/2024	20:21	47.6		49.0	46.3
8/10/2024	20:26	47.6		48.9	46.5
8/10/2024	20:31	47.4		50.0	46.9
8/10/2024	20:36	47.4		49.2	46.8
8/10/2024	20:41	47.8	49.2	49.9	46.9
8/10/2024	20:46	50.5		52.9	46.7
8/10/2024	20:51	51.8		54.4	47.1
8/10/2024	20:56	48.5		49.4	47.5
8/10/2024	21:01	49.5		51.8	48.0
8/10/2024	21:06	51.7		54.8	47.8
8/10/2024	21:11	49.3	50.6	50.8	48.4
8/10/2024	21:16	51.5		52.5	48.5
8/10/2024	21:21	50.3		52.1	47.3
8/10/2024	21:26	50.8		54.9	47.1
8/10/2024	21:31	48.4		49.4	47.0
8/10/2024	21:36	47.1		49.3	46.9
8/10/2024	21:41	48.8	49.3	49.7	47.2
8/10/2024	21:46	48.5		49.7	46.6
8/10/2024	21:51	49.6		51.3	47.1
8/10/2024	21:56	51.8		54.2	48.1
8/10/2024	22:01	49.0		51.1	47.6
8/10/2024	22:06	57.3		61.5	47.7
8/10/2024	22:11	54.7	52.9	56.8	49.4
8/10/2024	22:16	50.5		52.0	46.7
8/10/2024	22:21	47.7		48.7	46.0
8/10/2024	22:26	48.8		49.4	47.5
8/10/2024	22:31	47.9		48.9	46.3
8/10/2024	22:36	48.0		50.0	47.0
8/10/2024	22:41	47.6	47.9	49.1	46.2
8/10/2024	22:46	48.1		49.0	46.9
8/10/2024	22:51	48.5		49.9	47.4
8/10/2024	22:56	47.3		49.0	46.5
		Mean	49.6		
		Maximum	52.9		
		Minimum	47.9		

Station: CM24

Date	Start Time	Leq (5mins)	Leq (30mins)	L10 (5mins)	L90 (5mins)
9/10/2024	19:01	49.8		51.7	47.6
9/10/2024	19:06	48.9		50.8	46.9
9/10/2024	19:11	48.5	49.0	50.3	47.3
9/10/2024	19:16	47.9		49.7	47.6
9/10/2024	19:21	49.0		50.6	47.3
9/10/2024	19:26	49.5		50.8	47.7
9/10/2024	19:31	47.7		49.8	47.1
9/10/2024	19:36	47.6		49.4	47.3
9/10/2024	19:41	47.8	47.7	49.1	46.6
9/10/2024	19:46	47.9		48.4	46.7
9/10/2024	19:51	47.3		49.5	46.7
9/10/2024	19:56	47.7		49.6	46.2
9/10/2024	20:01	47.4		49.6	47.1
9/10/2024	20:06	46.9		49.0	46.5
9/10/2024	20:11	47.6	47.1	48.9	46.4
9/10/2024	20:16	47.5		48.6	45.6
9/10/2024	20:21	46.3		48.4	45.6
9/10/2024	20:26	46.8		47.8	45.8
9/10/2024	20:31	46.5		48.5	45.5
9/10/2024	20:36	46.4		48.6	45.4
9/10/2024	20:41	47.5	47.7	48.7	45.6
9/10/2024	20:46	48.7		49.9	45.9
9/10/2024	20:51	48.7		50.7	46.0
9/10/2024	20:56	48.0		49.2	47.0
9/10/2024	21:01	47.9		49.9	47.4
9/10/2024	21:06	50.3		53.5	47.7
9/10/2024	21:11	49.2	48.9	49.7	47.9
9/10/2024	21:16	48.8		49.8	47.2
9/10/2024	21:21	47.8		49.6	47.4
9/10/2024	21:26	49.1		51.9	46.4
9/10/2024	21:31	47.3		49.0	46.6
9/10/2024	21:36	47.3		48.7	46.9
9/10/2024	21:41	47.1	47.7	48.3	46.0
9/10/2024	21:46	47.2		49.2	46.4
9/10/2024	21:51	47.5		49.6	46.5
9/10/2024	21:56	49.2		51.2	47.0
9/10/2024	22:01	47.1		49.4	47.0
9/10/2024	22:06	56.4		61.1	48.0
9/10/2024	22:11	52.7	51.5	54.9	49.3
9/10/2024	22:16	48.4		50.2	46.4
9/10/2024	22:21	46.9		48.0	45.7
9/10/2024	22:26	47.2		48.9	45.8
9/10/2024	22:31	46.4		48.8	45.9
9/10/2024	22:36	47.7		48.1	46.5
9/10/2024	22:41	46.3	47.0	48.6	45.5
9/10/2024	22:46	46.5		48.4	46.0
9/10/2024	22:51	47.7		48.8	45.9
9/10/2024	22:56	47.1		47.7	46.2
		Mean	48.3		
		Maximum	51.5		
		Minimum	47.0		

Date	Start Time	Leq (5mins)	Leq (30mins)	L10 (5mins)	L90 (5mins)
10/10/2024	19:01	51.3		55.2	49.6
10/10/2024	19:06	51.6		54.3	48.6
10/10/2024	19:11	50.5	51.1	54.5	48.8
10/10/2024	19:16	49.9		52.4	49.4
10/10/2024	19:21	50.7		53.0	49.0
10/10/2024	19:26	52.0		54.7	49.3
10/10/2024	19:31	50.7		52.4	48.1
10/10/2024	19:36	50.1		53.2	48.5
10/10/2024	19:41	50.4	50.1	53.4	47.8
10/10/2024	19:46	48.5		50.5	47.4
10/10/2024	19:51	49.9		51.7	47.7
10/10/2024	19:56	50.5		53.3	47.2
10/10/2024	20:01	50.0		52.0	48.2
10/10/2024	20:06	49.8		51.0	48.1
10/10/2024	20:11	52.4	50.2	53.0	47.4
10/10/2024	20:16	50.8		50.9	47.3
10/10/2024	20:21	47.7		49.6	47.4
10/10/2024	20:26	48.8		49.8	47.5
10/10/2024	20:31	49.1		50.6	47.8
10/10/2024	20:36	47.9		50.2	46.7
10/10/2024	20:41	49.3	51.6	51.1	47.0
10/10/2024	20:46	53.6		55.3	47.3
10/10/2024	20:51	54.9		58.7	48.3
10/10/2024	20:56	49.6		51.5	47.9
10/10/2024	21:01	49.8		52.5	48.3
10/10/2024	21:06	53.1		57.0	48.8
10/10/2024	21:11	50.4	52.2	52.5	48.0
10/10/2024	21:16	54.0		55.8	48.6
10/10/2024	21:21	52.2		54.7	47.9
10/10/2024	21:26	52.1		56.6	47.1
10/10/2024	21:31	49.4		51.2	47.7
10/10/2024	21:36	48.9		50.1	47.9
10/10/2024	21:41	50.4	50.7	51.3	47.5
10/10/2024	21:46	48.5		51.8	46.9
10/10/2024	21:51	50.8		52.4	48.2
10/10/2024	21:56	53.8		58.1	48.6
10/10/2024	22:01	50.4		53.6	47.5
10/10/2024	22:06	59.4		63.1	48.0
10/10/2024	22:11	56.4	54.9	60.3	49.9
10/10/2024	22:16	54.1		55.0	47.3
10/10/2024	22:21	48.4		49.4	47.4
10/10/2024	22:26	49.7		50.5	48.2
10/10/2024	22:31	49.2		50.5	47.8
10/10/2024	22:36	49.4		50.9	48.7
10/10/2024	22:41	49.7	49.5	50.3	47.5
10/10/2024	22:46	49.3		49.8	48.1
10/10/2024	22:51	50.4		52.9	48.0
10/10/2024	22:56	48.8		50.5	47.1
		Mean	51.3		
		Maximum	54.9		
		Minimum	49.5		

Station: CM24

Date	Start Time	Leq (5mins)	Leq (30mins)	L10 (5mins)	L90 (5mins)
11/10/2024	19:01	49.5		52.3	48.1
11/10/2024	19:06	49.5		51.1	47.9
11/10/2024	19:11	49.3	49.4	51.6	47.7
11/10/2024	19:16	49.0		50.6	48.6
11/10/2024	19:21	49.5		51.2	47.8
11/10/2024	19:26	49.5		51.9	47.7
11/10/2024	19:31	49.4		50.2	48.0
11/10/2024	19:36	48.4		50.7	47.9
11/10/2024	19:41	47.8	48.2	50.7	47.4
11/10/2024	19:46	47.5		49.7	46.7
11/10/2024	19:51	48.1		49.8	47.4
11/10/2024	19:56	47.9		50.1	47.1
11/10/2024	20:01	48.7		49.8	47.5
11/10/2024	20:06	48.7		49.1	47.6
11/10/2024	20:11	48.7	48.5	50.2	47.7
11/10/2024	20:16	49.7		51.5	46.8
11/10/2024	20:21	47.7		49.0	46.6
11/10/2024	20:26	47.0		49.0	46.2
11/10/2024	20:31	47.3		49.4	46.9
11/10/2024	20:36	47.7		48.6	46.2
11/10/2024	20:41	48.2	48.7	48.7	46.5
11/10/2024	20:46	49.8		52.4	46.4
11/10/2024	20:51	50.0		53.7	47.8
11/10/2024	20:56	48.7		50.0	47.4
11/10/2024	21:01	48.6		50.2	47.8
11/10/2024	21:06	50.7		54.5	48.4
11/10/2024	21:11	49.3	49.7	50.5	47.7
11/10/2024	21:16	49.9		51.6	47.7
11/10/2024	21:21	49.7		52.3	47.7
11/10/2024	21:26	49.7		53.6	46.4
11/10/2024	21:31	48.0		49.6	47.7
11/10/2024	21:36	47.7		48.4	46.8
11/10/2024	21:41	48.4	48.9	48.6	47.1
11/10/2024	21:46	48.2		50.2	46.8
11/10/2024	21:51	49.4		51.0	47.8
11/10/2024	21:56	50.8		53.2	47.9
11/10/2024	22:01	49.3		50.5	47.9
11/10/2024	22:06	57.4		61.6	48.3
11/10/2024	22:11	53.3	52.6	56.7	50.2
11/10/2024	22:16	50.8		51.7	47.3
11/10/2024	22:21	47.4		48.1	46.8
11/10/2024	22:26	47.6		49.3	47.4
11/10/2024	22:31	47.3		49.6	46.7
11/10/2024	22:36	48.7		48.8	47.2
11/10/2024	22:41	47.7	47.8	48.9	46.9
11/10/2024	22:46	48.0		48.9	46.8
11/10/2024	22:51	48.0		49.2	46.7
11/10/2024	22:56	47.1		48.6	47.1
		Mean	49.2		
		Maximum	52.6		
		Minimum	47.8		

Date	Start Time	Leq (5mins)	Leq (30mins)	L10 (5mins)	L90 (5mins)
12/10/2024	19:01	51.0		52.8	48.7
12/10/2024	19:06	49.9		52.2	48.3
12/10/2024	19:11	50.2	49.8	52.3	48.7
12/10/2024	19:16	48.8		50.5	48.5
12/10/2024	19:21	48.9		51.4	48.8
12/10/2024	19:26	49.5		52.7	47.8
12/10/2024	19:31	49.2		50.8	47.7
12/10/2024	19:36	49.4		50.8	47.3
12/10/2024	19:41	48.0	48.5	51.2	47.3
12/10/2024	19:46	47.9		50.1	47.7
12/10/2024	19:51	48.4		50.4	46.8
12/10/2024	19:56	48.0		51.1	47.7
12/10/2024	20:01	48.1		50.2	47.1
12/10/2024	20:06	47.9		50.5	47.4
12/10/2024	20:11	49.8	48.7	50.5	46.8
12/10/2024	20:16	50.6		52.5	46.7
12/10/2024	20:21	46.9		49.3	46.5
12/10/2024	20:26	48.0		49.0	46.3
12/10/2024	20:31	47.6		49.8	47.1
12/10/2024	20:36	48.2		48.8	46.4
12/10/2024	20:41	48.5	49.3	49.5	46.8
12/10/2024	20:46	50.5		52.7	47.2
12/10/2024	20:51	51.7		54.6	47.1
12/10/2024	20:56	47.9		50.4	47.0
12/10/2024	21:01	49.1		50.9	47.9
12/10/2024	21:06	51.1		54.2	47.7
12/10/2024	21:11	49.4	50.3	50.7	48.4
12/10/2024	21:16	50.5		52.8	48.0
12/10/2024	21:21	50.6		52.6	47.6
12/10/2024	21:26	50.8		54.7	46.9
12/10/2024	21:31	48.2		50.2	47.0
12/10/2024	21:36	48.4		48.8	47.0
12/10/2024	21:41	48.3	48.9	49.8	46.7
12/10/2024	21:46	48.0		49.8	46.8
12/10/2024	21:51	49.3		50.4	47.2
12/10/2024	21:56	50.7		54.4	47.2
12/10/2024	22:01	49.6		50.7	47.8
12/10/2024	22:06	58.6		61.3	48.2
12/10/2024	22:11	54.2	53.5	57.5	49.2
12/10/2024	22:16	50.9		51.9	47.3
12/10/2024	22:21	47.4		49.1	46.4
12/10/2024	22:26	48.5		49.3	47.2
12/10/2024	22:31	47.3		49.0	46.7
12/10/2024	22:36	48.9		49.7	47.8
12/10/2024	22:41	47.4	48.0	49.0	46.9
12/10/2024	22:46	48.5		49.2	47.5
12/10/2024	22:51	47.6		50.0	46.8
12/10/2024	22:56	48.1		49.3	46.9
		Mean	49.6		
		Maximum	53.5		
		Minimum	48.0		

Station: CM24

Date	Start Time	Leq (5mins)	Leq (30mins)	L10 (5mins)	L90 (5mins)
13/10/2024	19:01	49.6		51.1	47.4
13/10/2024	19:06	48.2		50.5	47.7
13/10/2024	19:11	48.7	48.8	51.0	47.1
13/10/2024	19:16	47.8		50.3	47.5
13/10/2024	19:21	49.1		49.9	47.9
13/10/2024	19:26	49.0		51.2	47.7
13/10/2024	19:31	47.8		49.4	47.6
13/10/2024	19:36	48.0		49.1	46.8
13/10/2024	19:41	47.9	47.9	49.4	46.7
13/10/2024	19:46	48.1		48.3	46.8
13/10/2024	19:51	48.3		49.5	46.4
13/10/2024	19:56	47.4		49.4	46.4
13/10/2024	20:01	47.5		49.7	47.1
13/10/2024	20:06	47.8		49.4	47.0
13/10/2024	20:11	48.4	47.4	48.9	46.8
13/10/2024	20:16	47.9		47.9	46.3
13/10/2024	20:21	46.2		48.0	45.1
13/10/2024	20:26	46.4		48.3	45.8
13/10/2024	20:31	47.8		49.1	45.9
13/10/2024	20:36	47.0		49.0	45.4
13/10/2024	20:41	46.9	47.5	48.1	45.4
13/10/2024	20:46	47.9		50.1	45.8
13/10/2024	20:51	48.3		50.2	46.2
13/10/2024	20:56	47.1		49.4	46.3
13/10/2024	21:01	48.8		50.6	46.9
13/10/2024	21:06	49.7		53.6	47.4
13/10/2024	21:11	48.5	48.9	50.1	48.0
13/10/2024	21:16	49.0		50.5	47.8
13/10/2024	21:21	48.5		49.4	47.5
13/10/2024	21:26	48.7		52.0	46.6
13/10/2024	21:31	47.2		49.2	46.8
13/10/2024	21:36	47.7		48.3	46.7
13/10/2024	21:41	47.1	47.9	48.2	46.6
13/10/2024	21:46	47.8		49.2	45.9
13/10/2024	21:51	48.8		49.7	47.3
13/10/2024	21:56	48.7		51.3	47.5
13/10/2024	22:01	47.6		49.0	46.5
13/10/2024	22:06	55.3		60.5	48.1
13/10/2024	22:11	52.4	51.0	55.2	48.6
13/10/2024	22:16	49.2		50.5	46.5
13/10/2024	22:21	46.2		47.9	44.4
13/10/2024	22:26	47.5		49.0	46.2
13/10/2024	22:31	47.3		48.3	45.5
13/10/2024	22:36	47.0		48.4	46.4
13/10/2024	22:41	46.6	47.1	47.8	45.5
13/10/2024	22:46	47.1		48.7	46.0
13/10/2024	22:51	47.5		48.8	45.8
13/10/2024	22:56	47.3		47.9	46.3
		Mean	48.3		
		Maximum	51.0		
		Minimum	47.1		

Date	Start Time	Leq (5mins)	Leq (30mins)	L10 (5mins)	L90 (5mins)
14/10/2024	19:01	52.6		55.4	49.5
14/10/2024	19:06	51.7		54.9	48.8
14/10/2024	19:11	51.4	51.4	53.8	49.3
14/10/2024	19:16	50.0		51.8	48.7
14/10/2024	19:21	50.6		52.9	49.0
14/10/2024	19:26	51.2		54.7	49.0
14/10/2024	19:31	50.1		52.8	48.4
14/10/2024	19:36	50.8		53.8	48.2
14/10/2024	19:41	49.7	50.0	52.6	47.1
14/10/2024	19:46	49.6		51.0	47.2
14/10/2024	19:51	50.3		51.1	47.9
14/10/2024	19:56	49.5		53.4	47.5
14/10/2024	20:01	49.4		51.5	47.7
14/10/2024	20:06	49.1		51.6	47.9
14/10/2024	20:11	52.3	50.1	52.9	47.8
14/10/2024	20:16	50.9		54.6	46.8
14/10/2024	20:21	48.2		49.9	46.6
14/10/2024	20:26	49.6		49.6	47.1
14/10/2024	20:31	49.7		50.7	47.6
14/10/2024	20:36	48.8		50.1	47.5
14/10/2024	20:41	48.7	51.9	51.3	47.8
14/10/2024	20:46	53.7		54.9	47.4
14/10/2024	20:51	55.5		58.6	48.6
14/10/2024	20:56	50.0		50.7	47.9
14/10/2024	21:01	50.5		53.2	48.0
14/10/2024	21:06	54.0		56.2	48.2
14/10/2024	21:11	50.3	52.4	52.3	48.0
14/10/2024	21:16	53.5		56.9	48.2
14/10/2024	21:21	52.0		54.7	48.2
14/10/2024	21:26	53.0		57.4	47.5
14/10/2024	21:31	48.6		50.5	47.9
14/10/2024	21:36	47.8		49.7	46.9
14/10/2024	21:41	51.2	51.0	52.6	47.9
14/10/2024	21:46	49.2		51.2	47.6
14/10/2024	21:51	51.4		52.4	48.4
14/10/2024	21:56	54.3		58.7	48.8
14/10/2024	22:01	51.5		53.3	47.7
14/10/2024	22:06	59.7		63.7	48.8
14/10/2024	22:11	56.6	55.0	60.1	50.0
14/10/2024	22:16	53.3		54.2	47.9
14/10/2024	22:21	49.0		50.2	46.5
14/10/2024	22:26	49.1		51.2	48.2
14/10/2024	22:31	48.6		50.3	47.9
14/10/2024	22:36	49.2		51.3	48.3
14/10/2024	22:41	49.3	49.0	50.3	47.6
14/10/2024	22:46	48.7		50.2	47.7
14/10/2024	22:51	49.2		53.7	47.2
14/10/2024	22:56	48.8		50.1	46.8
		Mean	51.4		
		Maximum	55.0		
		Minimum	49.0		

Station: CM24

Date	Start Time	Leq (5mins)	Leq (30mins)	L10 (5mins)	L90 (5mins)
15/10/2024	19:01	50.0	49.5	52.9	48.5
15/10/2024	19:06	49.4		51.1	48.4
15/10/2024	19:11	49.2		51.3	47.8
15/10/2024	19:16	49.3		50.3	48.1
15/10/2024	19:21	49.2		50.6	48.0
15/10/2024	19:26	50.0		51.4	47.8
15/10/2024	19:31	48.3	48.1	50.5	48.2
15/10/2024	19:36	48.2		50.7	47.9
15/10/2024	19:41	47.7		49.8	46.9
15/10/2024	19:46	48.5		48.7	47.5
15/10/2024	19:51	48.1		50.1	47.1
15/10/2024	19:56	48.1		50.8	47.3
15/10/2024	20:01	47.9	48.5	49.8	47.5
15/10/2024	20:06	48.8		49.3	47.0
15/10/2024	20:11	49.5		50.0	47.7
15/10/2024	20:16	49.8		52.6	46.7
15/10/2024	20:21	46.9		49.3	46.5
15/10/2024	20:26	47.0		48.5	46.0
15/10/2024	20:31	48.0	48.6	49.7	46.6
15/10/2024	20:36	46.9		48.3	46.1
15/10/2024	20:41	47.8		48.9	46.1
15/10/2024	20:46	49.2		52.0	47.0
15/10/2024	20:51	50.1		53.0	47.9
15/10/2024	20:56	48.8		49.8	46.9
15/10/2024	21:01	49.4	50.0	50.5	48.1
15/10/2024	21:06	51.0		54.0	48.3
15/10/2024	21:11	48.6		50.1	47.6
15/10/2024	21:16	50.7		51.5	48.2
15/10/2024	21:21	50.4		51.2	48.1
15/10/2024	21:26	49.6		54.4	46.4
15/10/2024	21:31	48.6	48.7	49.9	47.3
15/10/2024	21:36	47.7		48.5	47.3
15/10/2024	21:41	47.9		48.9	46.3
15/10/2024	21:46	48.0		50.1	47.3
15/10/2024	21:51	49.0		50.0	47.5
15/10/2024	21:56	50.3		53.6	47.6
15/10/2024	22:01	48.2	52.4	50.4	47.6
15/10/2024	22:06	57.3		61.3	47.9
15/10/2024	22:11	53.2		56.7	49.7
15/10/2024	22:16	50.9		52.2	46.6
15/10/2024	22:21	47.5		49.2	46.1
15/10/2024	22:26	47.8		49.5	46.9
15/10/2024	22:31	46.9	47.4	49.5	46.3
15/10/2024	22:36	47.5		49.1	46.8
15/10/2024	22:41	47.0		48.6	46.8
15/10/2024	22:46	47.8		48.5	47.1
15/10/2024	22:51	47.3		49.2	45.3
15/10/2024	22:56	47.7		48.6	46.6
		Mean	49.2		
		Maximum	52.4		
		Minimum	47.4		

Date	Start Time	Leq (5mins)	Leq (30mins)	L10 (5mins)	L90 (5mins)
16/10/2024	19:01	50.8	50.2	53.6	48.9
16/10/2024	19:06	50.4		52.0	47.6
16/10/2024	19:11	50.3		52.2	47.7
16/10/2024	19:16	49.4		51.1	48.1
16/10/2024	19:21	50.0		50.9	48.1
16/10/2024	19:26	50.3		51.8	48.2
16/10/2024	19:31	49.1	48.6	50.5	48.2
16/10/2024	19:36	48.7		51.1	47.2
16/10/2024	19:41	49.2		51.1	47.4
16/10/2024	19:46	48.0		50.1	47.7
16/10/2024	19:51	48.4		50.4	47.5
16/10/2024	19:56	48.1		51.4	46.7
16/10/2024	20:01	48.2	48.3	50.5	47.9
16/10/2024	20:06	47.8		50.3	47.7
16/10/2024	20:11	49.8		50.9	46.9
16/10/2024	20:16	48.3		49.7	46.6
16/10/2024	20:21	47.0		48.4	46.1
16/10/2024	20:26	48.1		48.3	46.7
16/10/2024	20:31	47.7	49.3	49.7	46.7
16/10/2024	20:36	47.9		49.1	46.7
16/10/2024	20:41	47.6		49.3	46.2
16/10/2024	20:46	51.0		52.1	46.9
16/10/2024	20:51	51.4		54.8	47.6
16/10/2024	20:56	48.6		49.4	47.8
16/10/2024	21:01	48.9	50.3	51.7	47.8
16/10/2024	21:06	51.8		54.8	47.8
16/10/2024	21:11	49.0		50.8	47.7
16/10/2024	21:16	50.7		52.8	47.9
16/10/2024	21:21	50.5		52.0	48.0
16/10/2024	21:26	50.5		54.5	46.3
16/10/2024	21:31	48.7	49.3	49.6	47.5
16/10/2024	21:36	47.9		49.6	47.0
16/10/2024	21:41	49.1		49.5	47.0
16/10/2024	21:46	48.6		50.3	47.0
16/10/2024	21:51	49.3		51.5	47.3
16/10/2024	21:56	51.4		53.7	47.5
16/10/2024	22:01	49.0	53.2	50.3	47.7
16/10/2024	22:06	58.1		61.4	48.2
16/10/2024	22:11	54.6		56.8	50.0
16/10/2024	22:16	51.2		51.4	47.1
16/10/2024	22:21	47.0		48.9	46.3
16/10/2024	22:26	48.1		49.8	47.5
16/10/2024	22:31	47.7	47.7	48.9	47.3
16/10/2024	22:36	47.8		49.9	47.2
16/10/2024	22:41	47.6		49.2	46.6
16/10/2024	22:46	48.3		49.4	47.3
16/10/2024	22:51	47.6		50.5	47.5
16/10/2024	22:56	47.2		49.3	47.0
		Mean	49.6		
		Maximum	53.2		
		Minimum	47.7		

Summary of Noise Monitoring Results during 19:00 - 24:00 at CM24	
	Leq (30mins)
Mean	49.7
Maximum	65.0
Minimum	46.0

Station: CM24

Date	Start Time	Leq (5mins)	Leq (30mins)	L10 (5mins)	L90 (5mins)
3/10/2024	23:04	55.2	53.3	59.2	50.1
3/10/2024	23:09	53.3		56.1	50.8
3/10/2024	23:14	51.1		54.1	48.1
3/10/2024	23:19	52.3		54.8	48.8
3/10/2024	23:24	54.5		55.2	50.1
3/10/2024	23:29	51.8		54.3	49.1
3/10/2024	23:34	52.3	52.4	54.7	49.1
3/10/2024	23:39	52.5		55.0	49.5
3/10/2024	23:44	52.4		54.2	48.7
3/10/2024	23:49	52.9		54.2	50.3
3/10/2024	23:54	52.1		55.1	50.1
3/10/2024	23:59	52.3		55.8	50.8
		Mean	52.8		
		Maximum	53.3		
		Minimum	52.4		

Date	Start Time	Leq (5mins)	Leq (30mins)	L10 (5mins)	L90 (5mins)
4/10/2024	0:04	46.0	46.7	46.7	45.3
4/10/2024	0:09	47.1		48.7	45.6
4/10/2024	0:14	46.5		47.1	45.6
4/10/2024	0:19	47.0		47.5	46.3
4/10/2024	0:24	46.2		46.6	45.8
4/10/2024	0:29	47.2		47.3	46.0
4/10/2024	0:34	48.7	48.5	49.9	45.6
4/10/2024	0:39	47.3		49.0	45.8
4/10/2024	0:44	50.8		55.9	46.1
4/10/2024	0:49	49.3		49.9	45.8
4/10/2024	0:54	46.9		47.6	46.0
4/10/2024	0:59	46.3		46.7	45.9
4/10/2024	1:04	46.5	46.2	46.9	45.7
4/10/2024	1:09	46.2		46.6	45.7
4/10/2024	1:14	46.3		46.7	45.9
4/10/2024	1:19	45.6		45.9	45.1
4/10/2024	1:24	46.3		47.1	45.6
4/10/2024	1:29	46.3		46.8	45.7
4/10/2024	1:34	45.5	47.1	46.2	45.0
4/10/2024	1:39	45.3		45.6	44.9
4/10/2024	1:44	45.8		46.5	45.1
4/10/2024	1:49	49.9		50.2	45.5
4/10/2024	1:54	48.1		48.6	45.0
4/10/2024	1:59	45.6		46.1	44.9
4/10/2024	2:04	45.9	45.6	46.5	45.3
4/10/2024	2:09	45.0		45.5	44.7
4/10/2024	2:14	45.7		46.2	45.2
4/10/2024	2:19	45.2		45.6	44.9
4/10/2024	2:24	45.8		46.3	45.2
4/10/2024	2:29	45.7		46.2	45.0
4/10/2024	2:34	45.7	45.1	46.4	44.8
4/10/2024	2:39	45.0		45.3	44.6
4/10/2024	2:44	44.7		45.3	43.9
4/10/2024	2:49	45.0		45.4	44.4
4/10/2024	2:54	44.8		45.4	44.3
4/10/2024	2:59	45.3		45.8	44.5
4/10/2024	3:04	46.3	46.3	46.6	45.8
4/10/2024	3:09	47.1		48.9	45.7
4/10/2024	3:14	46.9		47.4	46.2
4/10/2024	3:19	46.0		46.4	45.4
4/10/2024	3:24	45.4		45.8	45.0
4/10/2024	3:29	45.6		46.1	45.1
4/10/2024	3:34	45.1	44.8	45.4	44.6
4/10/2024	3:39	45.0		45.5	44.5
4/10/2024	3:44	44.9		45.4	44.5
4/10/2024	3:49	44.3		44.8	43.3
4/10/2024	3:54	44.4		45.0	43.3
4/10/2024	3:59	44.9		45.5	44.3
4/10/2024	4:04	45.7	45.4	47.4	44.3
4/10/2024	4:09	45.1		45.5	44.6
4/10/2024	4:14	44.7		45.2	44.3
4/10/2024	4:19	44.3		44.7	44.0
4/10/2024	4:24	45.4		45.9	44.8
4/10/2024	4:29	46.8		49.0	44.7
4/10/2024	4:34	46.9	45.5	48.8	44.9
4/10/2024	4:39	44.8		45.3	44.3
4/10/2024	4:44	45.3		45.7	44.8
4/10/2024	4:49	45.8		46.3	45.3
4/10/2024	4:54	44.9		45.5	44.2
4/10/2024	4:59	44.7		45.3	44.2
4/10/2024	5:04	44.5	45.2	44.9	44.1
4/10/2024	5:09	45.0		45.5	44.3
4/10/2024	5:14	45.3		45.6	44.9
4/10/2024	5:19	45.1		45.5	44.7
4/10/2024	5:24	45.7		46.3	45.1
4/10/2024	5:29	45.5		45.9	44.9
4/10/2024	5:34	45.0	45.6	45.4	44.5
4/10/2024	5:39	44.9		45.6	44.2
4/10/2024	5:44	45.2		45.7	44.8
4/10/2024	5:49	45.2		45.7	44.4
4/10/2024	5:54	45.0		45.8	44.4
4/10/2024	5:59	47.7		49.0	44.7
4/10/2024	6:04	45.5	49.8	46.5	44.6
4/10/2024	6:09	46.8		48.6	45.3
4/10/2024	6:14	48.7		52.5	44.9
4/10/2024	6:19	52.1		55.4	45.8
4/10/2024	6:24	51.1		54.2	47.3
4/10/2024	6:29	51.1		53.7	47.8
4/10/2024	6:34	52.5	54.3	54.0	47.9
4/10/2024	6:39	52.7		56.0	47.5
4/10/2024	6:44	50.7		52.4	47.2
4/10/2024	6:49	56.1		59.5	49.5
4/10/2024	6:54	56.4		61.3	47.3
4/10/2024	6:59	54.5		58.2	48.4

Date	Start Time	Leq (5mins)	Leq (30mins)	L10 (5mins)	L90 (5mins)
5/10/2024	0:04	45.3	45.7	46.0	44.5
5/10/2024	0:09	45.9		46.1	44.9
5/10/2024	0:14	45.7		46.4	45.0
5/10/2024	0:19	46.2		46.8	45.6
5/10/2024	0:24	45.5		45.9	45.1
5/10/2024	0:29	45.8		46.5	45.2
5/10/2024	0:34	46.1	46.2	46.4	45.1
5/10/2024	0:39	45.8		46.2	45.2
5/10/2024	0:44	47.2		48.2	45.5
5/10/2024	0:49	46.0		46.5	45.1
5/10/2024	0:54	46.1		46.7	45.4
5/10/2024	0:59	45.7		46.1	45.3
5/10/2024	1:04	45.7	45.5	46.2	45.2
5/10/2024	1:09	45.4		45.9	45.0
5/10/2024	1:14	45.6		46.0	45.3
5/10/2024	1:19	45.0		45.3	44.6
5/10/2024	1:24	45.7		46.4	45.1
5/10/2024	1:29	45.7		46.1	45.1
5/10/2024	1:34	45.0	45.2	45.6	44.4
5/10/2024	1:39	44.8		45.1	44.5
5/10/2024	1:44	45.1		45.6	44.5
5/10/2024	1:49	46.3		46.9	44.8
5/10/2024	1:54	45.4		45.4	44.3
5/10/2024	1:59	44.8		45.3	44.2
5/10/2024	2:04	45.1	44.7	45.6	44.6
5/10/2024	2:09	44.3		44.7	43.9
5/10/2024	2:14	44.8		45.2	44.4
5/10/2024	2:19	44.4		44.8	44.0
5/10/2024	2:24	44.9		45.4	44.3
5/10/2024	2:29	44.6		45.1	44.1
5/10/2024	2:34	44.6	44.3	45.1	44.0
5/10/2024	2:39	44.4		44.8	44.0
5/10/2024	2:44	44.1		44.7	43.4
5/10/2024	2:49	44.4		44.8	43.8
5/10/2024	2:54	44.2		44.7	43.7
5/10/2024	2:59	44.5		45.0	43.8
5/10/2024	3:04	45.7	45.4	46.1	45.2
5/10/2024	3:09	45.7		46.2	45.1
5/10/2024	3:14	46.0		46.6	45.4
5/10/2024	3:19	45.3		45.7	44.8
5/10/2024	3:24	44.7		45.1	44.3
5/10/2024	3:29	44.8		45.3	44.3
5/10/2024	3:34	44.3	44.0	44.7	43.9
5/10/2024	3:39	44.2		44.7	43.8
5/10/2024	3:44	44.3		44.8	43.8
5/10/2024	3:49	43.6		44.3	42.8
5/10/2024	3:54	43.5		44.2	42.7
5/10/2024	3:59	44.0		44.5	43.4
5/10/2024	4:04	44.0	44.5	44.4	43.4
5/10/2024	4:09	44.2		44.7	43.6
5/10/2024	4:14	44.0		44.3	43.6
5/10/2024	4:19	43.7		44.1	43.4
5/10/2024	4:24	44.8		45.3	44.2
5/10/2024	4:29	46.1		48.6	43.9
5/10/2024	4:34	46.4	44.7	48.4	44.3
5/10/2024	4:39	44.1		44.7	43.6
5/10/2024	4:44	44.3		44.7	43.9
5/10/2024	4:49	44.9		45.4	44.3
5/10/2024	4:54	44.2		44.7	43.5
5/10/2024	4:59	44.0		44.4	43.5
5/10/2024	5:04	43.9	44.5	44.3	43.5
5/10/2024	5:09	44.4		44.9	43.7
5/10/2024	5:14	44.7		45.1	44.3
5/10/2024	5:19	44.4		44.8	44.0
5/10/2024	5:24	44.9		45.5	44.4
5/10/2024	5:29	44.6		45.0	44.3
5/10/2024	5:34	44.3	44.4	44.7	43.8
5/10/2024	5:39	43.9		44.5	43.2
5/10/2024	5:44	44.5		44.9	44.0
5/10/2024	5:49	44.5		45.0	43.8
5/10/2024	5:54	44.3		44.9	43.9
5/10/2024	5:59	44.9		45.3	44.1
5/10/2024	6:04	44.6	46.2	45.2	43.9
5/10/2024	6:09	45.7		47.0	44.6
5/10/2024	6:14	45.2		46.1	44.4
5/10/2024	6:19	46.1		47.4	44.8
5/10/2024	6:24	47.1		48.8	45.2
5/10/2024	6:29	47.6		48.7	46.2
5/10/2024	6:34	47.8	48.7	49.0	46.1
5/10/2024	6:39	48.1		49.7	46.2
5/10/2024	6:44	47.2		48.4	46.2
5/10/2024	6:49	50.2		52.8	46.0
5/10/2024	6:54	49.6		51.8	45.4
5/10/2024	6:59	48.8		51.4	45.5

4/10/2024	23:04	45.9	46.0	46.2	45.1
4/10/2024	23:09	45.9		46.4	45.4
4/10/2024	23:14	46.3		46.8	45.4
4/10/2024	23:19	46.1		46.7	45.5
4/10/2024	23:24	46.1		46.9	45.2
4/10/2024	23:29	46.0		46.7	45.1
4/10/2024	23:34	45.9	45.9	46.3	45.4
4/10/2024	23:39	46.2		47.3	45.1
4/10/2024	23:44	45.4		46.1	44.8
4/10/2024	23:49	46.0		46.7	45.4
4/10/2024	23:54	45.7		46.2	45.1
4/10/2024	23:59	46.0		46.6	45.3
		Mean	46.7		
		Maximum	54.3		
		Minimum	44.8		

5/10/2024	23:04	45.0	45.3	45.5	44.4
5/10/2024	23:09	45.2		45.7	44.7
5/10/2024	23:14	45.5		46.2	44.7
5/10/2024	23:19	45.5		46.0	44.9
5/10/2024	23:24	45.3		46.0	44.4
5/10/2024	23:29	45.3		46.0	44.3
5/10/2024	23:34	45.0	44.9	45.5	44.4
5/10/2024	23:39	45.3		46.3	44.3
5/10/2024	23:44	44.4		45.0	43.8
5/10/2024	23:49	45.2		45.7	44.4
5/10/2024	23:54	44.7		45.2	44.0
5/10/2024	23:59	44.9		45.5	44.1
		Mean	45.3		
		Maximum	48.7		
		Minimum	44.0		

Station: CM24

Date	Start Time	Leq (5mins)	Leq (30mins)	L10 (5mins)	L90 (5mins)
6/10/2024	0:04	46.8	47.7	47.6	46.0
6/10/2024	0:09	48.5		49.7	46.4
6/10/2024	0:14	47.4		50.1	46.1
6/10/2024	0:19	47.8		50.4	46.8
6/10/2024	0:24	46.9		49.3	46.3
6/10/2024	0:29	48.7		50.3	46.7
6/10/2024	0:34	51.4	51.1	52.1	46.1
6/10/2024	0:39	48.8		50.0	46.4
6/10/2024	0:44	53.9		59.4	46.6
6/10/2024	0:49	53.0		53.5	46.4
6/10/2024	0:54	47.8		48.6	46.6
6/10/2024	0:59	47.0		47.4	46.5
6/10/2024	1:04	47.4	47.0	47.5	46.2
6/10/2024	1:09	47.0		47.7	46.3
6/10/2024	1:14	46.9		47.4	46.4
6/10/2024	1:19	46.5		46.5	45.5
6/10/2024	1:24	47.0		47.7	46.0
6/10/2024	1:29	47.0		47.5	46.1
6/10/2024	1:34	46.1	49.2	46.8	45.4
6/10/2024	1:39	45.9		46.3	45.4
6/10/2024	1:44	46.5		47.5	45.5
6/10/2024	1:49	53.2		54.0	46.2
6/10/2024	1:54	50.9		51.8	45.7
6/10/2024	1:59	46.4		47.1	45.5
6/10/2024	2:04	46.7	46.5	47.5	46.0
6/10/2024	2:09	45.8		46.3	45.3
6/10/2024	2:14	46.6		47.3	45.8
6/10/2024	2:19	46.1		46.6	45.6
6/10/2024	2:24	46.7		47.3	45.9
6/10/2024	2:29	46.8		47.4	46.1
6/10/2024	2:34	46.9	45.9	47.7	45.3
6/10/2024	2:39	45.6		46.0	45.1
6/10/2024	2:44	45.3		46.0	44.3
6/10/2024	2:49	45.7		46.2	45.1
6/10/2024	2:54	45.5		46.2	44.8
6/10/2024	2:59	46.3		46.7	45.2
6/10/2024	3:04	47.4	47.4	49.3	46.3
6/10/2024	3:09	49.1		49.7	46.3
6/10/2024	3:14	47.9		48.4	46.9
6/10/2024	3:19	46.6		47.2	46.0
6/10/2024	3:24	46.1		46.6	45.6
6/10/2024	3:29	46.4		46.9	45.8
6/10/2024	3:34	45.8	45.6	46.2	45.4
6/10/2024	3:39	45.8		46.3	45.2
6/10/2024	3:44	45.6		46.1	45.1
6/10/2024	3:49	44.9		45.4	43.9
6/10/2024	3:54	45.5		45.8	43.8
6/10/2024	3:59	45.9		46.7	45.0
6/10/2024	4:04	47.3	46.3	48.5	45.0
6/10/2024	4:09	46.1		46.7	45.4
6/10/2024	4:14	45.5		46.3	44.8
6/10/2024	4:19	44.9		45.4	44.5
6/10/2024	4:24	45.9		46.4	45.3
6/10/2024	4:29	47.5		49.5	45.4
6/10/2024	4:34	47.4	46.2	49.2	45.4
6/10/2024	4:39	45.4		46.1	44.8
6/10/2024	4:44	46.2		46.6	45.8
6/10/2024	4:49	46.7		47.2	46.3
6/10/2024	4:54	45.5		46.5	44.7
6/10/2024	4:59	45.5		46.3	44.8
6/10/2024	5:04	45.0	45.9	45.5	44.5
6/10/2024	5:09	45.7		46.2	44.9
6/10/2024	5:14	45.9		46.3	45.5
6/10/2024	5:19	45.8		46.2	45.3
6/10/2024	5:24	46.5		47.3	45.6
6/10/2024	5:29	46.3		46.9	45.6
6/10/2024	5:34	45.8	47.1	46.2	45.1
6/10/2024	5:39	46.0		46.9	44.9
6/10/2024	5:44	46.0		46.6	45.5
6/10/2024	5:49	45.8		46.4	45.0
6/10/2024	5:54	45.7		46.6	45.0
6/10/2024	5:59	50.5		53.5	45.2
6/10/2024	6:04	46.5	53.9	47.9	45.1
6/10/2024	6:09	47.9		50.1	45.9
6/10/2024	6:14	53.2		57.4	45.4
6/10/2024	6:19	57.5		61.4	47.1
6/10/2024	6:24	54.8		58.2	49.3
6/10/2024	6:29	54.8		57.9	49.6
6/10/2024	6:34	56.9	58.6	57.5	49.8
6/10/2024	6:39	57.2		60.8	49.5
6/10/2024	6:44	54.2		56.4	48.5
6/10/2024	6:49	60.3		64.3	52.4
6/10/2024	6:54	60.8		65.5	50.4
6/10/2024	6:59	58.8		62.4	51.3

6/10/2024	23:04	47.8	47.1	49.1	45.9
6/10/2024	23:09	46.8		47.2	45.9
6/10/2024	23:14	47.2		47.6	46.0
6/10/2024	23:19	46.8		47.3	46.0
6/10/2024	23:24	47.0		47.8	45.9
6/10/2024	23:29	46.8		47.4	46.0
6/10/2024	23:34	46.8	47.0	47.2	46.2
6/10/2024	23:39	47.4		48.4	46.1
6/10/2024	23:44	46.5		47.2	45.8
6/10/2024	23:49	47.0		47.9	46.2
6/10/2024	23:54	46.8		47.6	46.0
6/10/2024	23:59	47.3		48.1	46.4
		Mean	48.3		
		Maximum	58.6		
		Minimum	45.6		

Date	Start Time	Leq (5mins)	Leq (30mins)	L10 (5mins)	L90 (5mins)
7/10/2024	0:04	45.8	46.4	46.5	45.2
7/10/2024	0:09	46.7		46.7	45.5
7/10/2024	0:14	46.3		46.9	45.5
7/10/2024	0:19	46.8		47.3	46.2
7/10/2024	0:24	46.0		46.4	45.7
7/10/2024	0:29	46.7		47.2	45.9
7/10/2024	0:34	47.8	47.7	48.7	45.6
7/10/2024	0:39	46.7		48.7	45.8
7/10/2024	0:44	49.7		53.8	46.0
7/10/2024	0:49	48.2		49.3	45.8
7/10/2024	0:54	46.7		47.4	45.9
7/10/2024	0:59	46.2		46.5	45.9
7/10/2024	1:04	46.3	46.0	46.6	45.6
7/10/2024	1:09	46.0		46.4	45.6
7/10/2024	1:14	46.1		46.4	45.8
7/10/2024	1:19	45.5		45.7	45.0
7/10/2024	1:24	46.2		46.9	45.6
7/10/2024	1:29	46.2		46.6	45.5
7/10/2024	1:34	45.4	46.4	46.0	44.9
7/10/2024	1:39	45.2		45.4	44.9
7/10/2024	1:44	45.6		46.2	45.0
7/10/2024	1:49	48.4		50.3	45.4
7/10/2024	1:54	47.5		48.2	44.9
7/10/2024	1:59	45.4		45.8	44.8
7/10/2024	2:04	45.7	45.4	46.2	45.2
7/10/2024	2:09	44.9		45.3	44.6
7/10/2024	2:14	45.5		45.8	45.2
7/10/2024	2:19	45.1		45.3	44.8
7/10/2024	2:24	45.6		46.0	45.1
7/10/2024	2:29	45.4		45.7	45.1
7/10/2024	2:34	45.4	44.9	45.9	44.7
7/10/2024	2:39	44.8		45.1	44.6
7/10/2024	2:44	44.5		45.1	43.8
7/10/2024	2:49	44.9		45.2	44.3
7/10/2024	2:54	44.7		45.1	44.2
7/10/2024	2:59	45.0		45.5	44.5
7/10/2024	3:04	46.2	46.0	46.5	45.7
7/10/2024	3:09	46.7		46.8	45.7
7/10/2024	3:14	46.6		47.1	46.2
7/10/2024	3:19	45.8		46.2	45.3
7/10/2024	3:24	45.2		45.5	45.0
7/10/2024	3:29	45.4		45.8	45.0
7/10/2024	3:34	44.9	44.6	45.1	44.6
7/10/2024	3:39	44.8		45.1	44.5
7/10/2024	3:44	44.8		45.2	44.4
7/10/2024	3:49	44.2		44.6	43.2
7/10/2024	3:54	44.1		44.8	43.2
7/10/2024	3:59	44.7		45.0	44.2
7/10/2024	4:04	45.0	45.2	45.1	44.2
7/10/2024	4:09	44.9		45.2	44.6
7/10/2024	4:14	44.5		45.0	44.3
7/10/2024	4:19	44.2		44.6	44.0
7/10/2024	4:24	45.2		45.7	44.7
7/10/2024	4:29	46.6		48.9	44.6
7/10/2024	4:34	46.8	45.3	48.7	44.8
7/10/2024	4:39	44.6		45.1	44.2
7/10/2024	4:44	45.1		45.3	44.8
7/10/2024	4:49	45.6		46.0	45.3
7/10/2024	4:54	44.7		45.3	44.1
7/10/2024	4:59	44.5		45.0	44.1
7/10/2024	5:04	44.3	45.0	44.8	44.0
7/10/2024	5:09	44.9		45.4	44.2
7/10/2024	5:14	45.2		45.4	44.8
7/10/2024	5:19	45.0		45.2	44.7
7/10/2024	5:24	45.5		46.0	45.0
7/10/2024	5:29	45.3		45.5	45.0
7/10/2024	5:34	44.8	45.2	45.2	44.4
7/10/2024	5:39	44.7		45.2	44.2
7/10/2024	5:44	45.1		45.4	44.8
7/10/2024	5:49	45.0		45.5	44.3
7/10/2024	5:54	44.9		45.5	44.4
7/10/2024	5:59	46.7		47.6	44.6
7/10/2024	6:04	45.2	48.8	45.8	44.5
7/10/2024	6:09	46.4		47.7	45.4
7/10/2024	6:14	47.5		50.4	44.8
7/10/2024	6:19	50.5		54.1	46.1
7/10/2024	6:24	50.2		52.9	46.9
7/10/2024	6:29	50.1		51.8	48.4
7/10/2024	6:34	51.0	52.7	52.7	48.2
7/10/2024	6:39	51.5		54.1	48.0
7/10/2024	6:44	49.6		51.4	47.4
7/10/2024	6:49	54.5		57.4	49.8
7/10/2024	6:54	54.4		57.9	48.5
7/10/2024	6:59	53.1		55.9	48.6

7/10/2024	23:04	45.7	45.9	46.0	45.0
7/10/2024	23:09	45.7		46.2	45.3
7/10/2024	23:14	46.1		46.6	45.3
7/10/2024	23:19	45.9		46.5	45.4
7/10/2024	23:24	45.9		46.6	45.1
7/10/2024	23:29	45.9		46.5	44.9
7/10/2024	23:34	45.7	45.7	46.1	45.2
7/10/2024	23:39	46.0		47.1	45.0
7/10/2024	23:44	45.2		45.8	44.7
7/10/2024	23:49	45.9		46.5	45.1
7/10/2024	23:54	45.5		45.8	45.0
7/10/2024	23:59	45.8		46.3	45.2
		Mean	46.3		
		Maximum	52.7		
		Minimum	44.6		

Date	Start Time	Leq (5mins)	Leq (30mins)	L10 (5mins)	L90 (5mins)
8/10/2024	0:04	46.4	47.6	48.2	45.7
8/10/2024	0:09	48.0		48.4	45.8
8/10/2024	0:14	47.2		48.8	45.9
8/10/2024	0:19	48.2		48.9	46.5
8/10/2024	0:24	46.8		49.1	46.2
8/10/2024	0:29	48.7		49.3	46.9
8/10/2024	0:34	50.2	49.4	50.3	46.3
8/10/2024	0:39	48.2		48.4	46.1
8/10/2024	0:44	51.3		57.8	47.3
8/10/2024	0:49	49.7		51.7	46.5
8/10/2024	0:54	48.1		49.2	47.0
8/10/2024	0:59	47.3		48.1	46.4
8/10/2024	1:04	47.8	47.4	49.2	45.9
8/10/2024	1:09	47.2		48.4	46.4
8/10/2024	1:14	48.0		48.1	46.8
8/10/2024	1:19	46.0		47.9	44.3
8/10/2024	1:24	48.0		49.2	46.3
8/10/2024	1:29	47.3		48.2	46.5
8/10/2024	1:34	46.2	47.7	47.7	45.7
8/10/2024	1:39	46.6		47.5	45.7
8/10/2024	1:44	46.6		48.2	45.3
8/10/2024	1:49	50.5		50.5	46.4
8/10/2024	1:54	48.5		49.1	46.0
8/10/2024	1:59	46.2		48.1	45.6
8/10/2024	2:04	46.6	46.7	48.5	46.5
8/10/2024	2:09	46.2		47.5	45.6
8/10/2024	2:14	46.9		48.4	46.4
8/10/2024	2:19	46.5		47.8	45.6
8/10/2024	2:24	46.6		47.7	45.4
8/10/2024	2:29	47.1		47.9	45.4
8/10/2024	2:34	46.6	46.2	47.9	45.1
8/10/2024	2:39	45.7		47.7	45.5
8/10/2024	2:44	46.3		46.8	44.2
8/10/2024	2:49	46.0		47.1	45.4
8/10/2024	2:54	46.1		46.9	44.5
8/10/2024	2:59	46.4		47.2	44.8
8/10/2024	3:04	47.2	47.6	48.5	46.2
8/10/2024	3:09	48.1		48.5	46.8
8/10/2024	3:14	48.4		48.9	46.8
8/10/2024	3:19	47.7		48.1	45.7
8/10/2024	3:24	47.0		48.0	46.2
8/10/2024	3:29	47.0		48.5	46.2
8/10/2024	3:34	46.5	45.8	47.2	45.6
8/10/2024	3:39	45.7		47.6	45.5
8/10/2024	3:44	46.0		47.6	45.0
8/10/2024	3:49	44.8		47.3	43.6
8/10/2024	3:54	45.8		46.4	44.0
8/10/2024	3:59	45.7		47.0	45.2
8/10/2024	4:04	47.2	46.5	48.9	45.3
8/10/2024	4:09	46.1		47.0	44.9
8/10/2024	4:14	45.5		47.2	45.2
8/10/2024	4:19	45.7		47.1	44.9
8/10/2024	4:24	46.4		48.3	45.5
8/10/2024	4:29	47.8		51.5	45.1
8/10/2024	4:34	47.5	46.3	51.2	45.8
8/10/2024	4:39	45.3		47.5	45.1
8/10/2024	4:44	46.2		48.2	45.8
8/10/2024	4:49	47.3		48.4	45.6
8/10/2024	4:54	45.5		47.1	44.4
8/10/2024	4:59	45.4		47.8	45.3
8/10/2024	5:04	45.7	46.2	47.0	45.3
8/10/2024	5:09	46.4		47.0	44.5
8/10/2024	5:14	46.3		48.0	46.0
8/10/2024	5:19	45.6		46.9	45.3
8/10/2024	5:24	47.2		48.0	45.6
8/10/2024	5:29	45.9		47.5	45.3
8/10/2024	5:34	46.0	46.8	47.8	45.2
8/10/2024	5:39	46.5		47.0	45.3
8/10/2024	5:44	45.8		47.4	45.4
8/10/2024	5:49	46.6		47.9	44.8
8/10/2024	5:54	46.0		47.7	44.7
8/10/2024	5:59	49.0		51.1	45.0
8/10/2024	6:04	46.6	50.6	48.5	45.6
8/10/2024	6:09	47.4		50.5	45.7
8/10/2024	6:14	50.2		54.3	45.4
8/10/2024	6:19	52.7		57.0	46.9
8/10/2024	6:24	51.5		56.1	47.6
8/10/2024	6:29	51.9		55.1	48.7
8/10/2024	6:34	52.9	55.4	55.6	48.1
8/10/2024	6:39	53.7		58.1	48.2
8/10/2024	6:44	51.4		54.7	47.7
8/10/2024	6:49	57.7		61.9	50.3
8/10/2024	6:54	57.5		63.1	48.2
8/10/2024	6:59	55.6		60.0	49.5

8/10/2024	23:11	47.3	47.1	48.6	45.5
8/10/2024	23:16	47.0		48.7	46.3
8/10/2024	23:21	47.5		48.7	46.6
8/10/2024	23:26	47.3		49.0	46.6
8/10/2024	23:31	47.0		49.1	46.0
8/10/2024	23:36	46.5		48.7	45.5
8/10/2024	23:41	47.6	48.0	48.2	46.1
8/10/2024	23:46	46.9		49.4	46.1
8/10/2024	23:51	46.8		47.6	45.5
8/10/2024	23:56	47.0		48.4	45.7
8/10/2024	23:54	49.7		51.1	47.6
8/10/2024	23:59	49.0		50.2	47.8
		Mean	47.8		
		Maximum	55.4		
		Minimum	45.8		

Station: CM24

Date	Start Time	Leq (5mins)	Leq (30mins)	L10 (5mins)	L90 (5mins)
9/10/2024	0:01	46.1		48.0	45.4
9/10/2024	0:06	46.6		48.6	46.3
9/10/2024	0:11	45.8	46.5	47.8	44.9
9/10/2024	0:16	46.9		48.3	45.3
9/10/2024	0:21	46.6		47.8	46.1
9/10/2024	0:26	47.0		48.8	46.6
9/10/2024	0:31	45.9		48.1	45.9
9/10/2024	0:36	46.4		48.3	46.0
9/10/2024	0:41	47.3	47.1	47.9	46.3
9/10/2024	0:46	46.7		47.7	45.6
9/10/2024	0:51	48.2		50.7	46.4
9/10/2024	0:56	47.7		48.2	45.6
9/10/2024	1:01	47.6		49.1	46.4
9/10/2024	1:06	46.8		48.3	45.9
9/10/2024	1:11	46.8	46.9	47.6	46.0
9/10/2024	1:16	46.3		48.2	45.8
9/10/2024	1:21	47.2		47.8	46.5
9/10/2024	1:26	46.7		47.0	45.2
9/10/2024	1:31	46.5		48.9	45.9
9/10/2024	1:36	46.5		47.6	45.3
9/10/2024	1:41	46.3	46.3	48.1	45.3
9/10/2024	1:46	45.7		47.5	44.8
9/10/2024	1:51	46.0		47.2	45.0
9/10/2024	1:56	46.7		49.4	45.9
9/10/2024	2:01	46.7		46.8	45.0
9/10/2024	2:06	45.4		47.5	45.3
9/10/2024	2:11	45.7	45.8	47.1	45.5
9/10/2024	2:16	45.9		46.7	44.8
9/10/2024	2:21	45.4		47.5	44.9
9/10/2024	2:26	45.6		46.5	44.7
9/10/2024	2:31	45.9		47.4	45.2
9/10/2024	2:36	45.5		47.1	44.9
9/10/2024	2:41	45.6	45.5	47.4	44.6
9/10/2024	2:46	46.0		46.2	44.2
9/10/2024	2:51	44.9		46.4	43.6
9/10/2024	2:56	45.2		46.3	44.3
9/10/2024	3:01	45.4		46.3	44.1
9/10/2024	3:06	45.0		46.5	43.2
9/10/2024	3:11	46.6	46.2	48.6	46.2
9/10/2024	3:16	47.0		47.8	45.3
9/10/2024	3:21	46.9		48.2	45.8
9/10/2024	3:26	46.0		47.4	45.8
9/10/2024	3:31	46.1		47.3	44.6
9/10/2024	3:36	46.0		47.2	44.6
9/10/2024	3:41	44.9	45.6	46.2	44.8
9/10/2024	3:46	45.9		46.4	45.0
9/10/2024	3:51	46.0		46.6	44.0
9/10/2024	3:56	44.0		46.4	43.6
9/10/2024	4:01	45.1		45.7	43.5
9/10/2024	4:06	44.5		46.3	44.4
9/10/2024	4:11	44.4	44.9	45.9	43.8
9/10/2024	4:16	44.7		46.4	44.6
9/10/2024	4:21	45.3		46.5	44.2
9/10/2024	4:26	45.4		46.2	43.8
9/10/2024	4:31	46.1		47.3	44.8
9/10/2024	4:36	47.0		50.8	44.4
9/10/2024	4:41	47.6	46.5	49.8	44.7
9/10/2024	4:46	45.7		46.1	44.5
9/10/2024	4:51	45.7		47.0	44.1
9/10/2024	4:56	46.6		47.4	45.0
9/10/2024	5:01	44.7		47.2	43.9
9/10/2024	5:06	44.6		46.7	44.0
9/10/2024	5:11	44.3	45.1	45.8	44.1
9/10/2024	5:16	44.9		46.7	44.0
9/10/2024	5:21	45.7		46.7	44.9
9/10/2024	5:26	46.0		47.0	45.0
9/10/2024	5:31	45.5		47.8	43.6
9/10/2024	5:36	45.7		47.4	44.7
9/10/2024	5:41	45.2	45.5	46.4	45.0
9/10/2024	5:46	44.4		46.5	44.1
9/10/2024	5:51	45.5		47.4	45.0
9/10/2024	5:56	46.2		46.4	44.8
9/10/2024	6:01	45.5		47.0	44.6
9/10/2024	6:06	45.3		46.7	44.3
9/10/2024	6:11	46.1	46.5	47.4	44.1
9/10/2024	6:16	47.3		48.8	45.7
9/10/2024	6:21	46.9		48.1	45.4
9/10/2024	6:26	47.2		49.4	45.5
9/10/2024	6:31	48.6		50.4	45.9
9/10/2024	6:36	48.7		50.8	46.4
9/10/2024	6:41	48.8	49.2	51.2	47.0
9/10/2024	6:46	48.8		52.1	47.3
9/10/2024	6:51	48.7		50.8	46.7
9/10/2024	6:56	51.0		54.5	47.0

9/10/2024	22:51	47.7		48.8	45.9
9/10/2024	22:56	47.1		47.7	46.2
9/10/2024	23:01	48.0	47.0	48.6	46.8
9/10/2024	23:06	46.1		48.2	45.2
9/10/2024	23:11	46.7		47.0	45.4
9/10/2024	23:16	46.0		47.1	45.9
9/10/2024	23:21	46.8		48.5	45.1
9/10/2024	23:26	46.6		47.6	45.3
9/10/2024	23:31	45.8	46.3	48.0	45.2
9/10/2024	23:36	46.0		47.9	44.7
9/10/2024	23:41	46.1		47.2	45.5
9/10/2024	23:46	46.3		48.8	45.5
		Mean	46.3		
		Maximum	49.2		
		Minimum	44.9		

Date	Start Time	Leq (5mins)	Leq (30mins)	L10 (5mins)	L90 (5mins)
10/10/2024	0:01	45.3		46.8	44.9
10/10/2024	0:06	46.1		47.6	44.5
10/10/2024	0:11	47.4	48.1	49.7	46.8
10/10/2024	0:16	50.2		52.7	47.0
10/10/2024	0:21	48.3		50.1	46.5
10/10/2024	0:26	49.3		50.1	47.1
10/10/2024	0:31	47.6		48.7	46.6
10/10/2024	0:36	49.3		50.5	47.3
10/10/2024	0:41	52.5	51.8	54.2	46.6
10/10/2024	0:46	49.6		50.3	47.1
10/10/2024	0:51	54.3		61.1	47.1
10/10/2024	0:56	53.4		55.3	46.6
10/10/2024	1:01	49.4		50.2	46.8
10/10/2024	1:06	48.3		48.9	47.5
10/10/2024	1:11	47.8	48.3	49.9	46.6
10/10/2024	1:16	48.3		49.2	46.8
10/10/2024	1:21	47.5		48.9	46.8
10/10/2024	1:26	48.1		48.1	46.3
10/10/2024	1:31	48.4		49.6	46.6
10/10/2024	1:36	48.4		49.1	46.9
10/10/2024	1:41	46.9	47.8	49.0	46.2
10/10/2024	1:46	47.1		48.0	46.0
10/10/2024	1:51	47.9		49.3	45.9
10/10/2024	1:56	48.0		52.1	46.9
10/10/2024	2:01	47.3		49.6	46.5
10/10/2024	2:06	47.3		49.3	46.0
10/10/2024	2:11	48.2	47.5	49.4	46.4
10/10/2024	2:16	47.4		48.2	45.7
10/10/2024	2:21	47.4		48.7	46.2
10/10/2024	2:26	47.3		48.8	46.5
10/10/2024	2:31	47.1		49.0	47.0
10/10/2024	2:36	48.4		48.8	46.6
10/10/2024	2:41	48.0	47.2	50.0	45.5
10/10/2024	2:46	46.8		47.7	45.5
10/10/2024	2:51	46.0		48.5	45.2
10/10/2024	2:56	46.6		47.7	45.5
10/10/2024	3:01	46.6		48.1	45.4
10/10/2024	3:06	47.6		49.2	45.8
10/10/2024	3:11	48.9	48.3	49.7	46.7
10/10/2024	3:16	49.5		49.6	46.8
10/10/2024	3:21	48.5		50.6	47.5
10/10/2024	3:26	48.0		49.1	47.2
10/10/2024	3:31	47.1		48.2	46.3
10/10/2024	3:36	47.0		48.3	46.2
10/10/2024	3:41	47.0	46.7	48.6	46.4
10/10/2024	3:46	46.8		48.6	46.4
10/10/2024	3:51	46.4		48.2	45.4
10/10/2024	3:56	45.5		46.8	44.9
10/10/2024	4:01	47.1		48.1	44.5
10/10/2024	4:06	46.3		48.2	45.9
10/10/2024	4:11	47.8	47.0	49.0	46.0
10/10/2024	4:16	47.3		48.3	46.1
10/10/2024	4:21	46.6		48.3	45.3
10/10/2024	4:26	46.6		47.4	45.1
10/10/2024	4:31	47.4		48.2	45.5
10/10/2024	4:36	48.1		51.6	45.7
10/10/2024	4:41	48.8	47.7	50.9	45.8
10/10/2024	4:46	47.0		48.2	45.4
10/10/2024	4:51	47.3		48.6	46.3
10/10/2024	4:56	47.3		49.2	46.8
10/10/2024	5:01	47.2		48.2	45.2
10/10/2024	5:06	46.3		47.7	45.9
10/10/2024	5:11	46.7	47.0	47.8	44.8
10/10/2024	5:16	47.4		48.7	46.0
10/10/2024	5:21	47.6		48.5	46.4
10/10/2024	5:26	46.6		47.6	46.2
10/10/2024	5:31	48.1		49.6	46.8
10/10/2024	5:36	47.9		49.2	46.8
10/10/2024	5:41	47.1	47.4	48.4	45.8
10/10/2024	5:46	47.4		48.3	45.1
10/10/2024	5:51	47.6		48.8	46.7
10/10/2024	5:56	46.2		48.4	46.0
10/10/2024	6:01	46.4		49.1	45.6
10/10/2024	6:06	51.5		55.8	46.2
10/10/2024	6:11	47.4	53.1	50.1	45.5
10/10/2024	6:16	48.6		52.5	46.7
10/10/2024	6:21	54.4		59.3	46.5
10/10/2024	6:26	58.1		62.9	48.1
10/10/2024	6:31	55.4		60.7	49.7
10/10/2024	6:36	56.0		60.1	50.3
10/10/2024	6:41	58.2	58.2	58.9	50.7
10/10/2024	6:46	58.8		62.5	50.4
10/10/2024	6:51	55.1		58.3	48.7
10/10/2024	6:56	61.7		66.5	53.3

10/10/2024	23:01	49.7		51.0	47.9
10/10/2024	23:06	48.8		49.6	46.9
10/10/2024	23:11	48.2	48.5	49.1	46.9
10/10/2024	23:16	47.4		49.5	46.5
10/10/2024	23:21	48.5		49.4	46.2
10/10/2024	23:26	48.1		49.8	47.0
10/10/2024	23:31	48.0		49.2	47.0
10/10/2024	23:36	47.5		49.6	46.5
10/10/2024	23:41	48.1	48.0	48.9	46.4
10/10/2024	23:46	48.8		50.7	46.6
10/10/2024	23:51	47.7		48.6	46.6
10/10/2024	23:56	47.7		49.5	46.8
		Mean	48.9		
		Maximum	58.2		
		Minimum	46.7		

Date	Start Time	Leq (5mins)	Leq (30mins)	L10 (5mins)	L90 (5mins)
11/10/2024	0:01	47.3		49.7	46.9
11/10/2024	0:06	48.1		50.1	47.2
11/10/2024	0:11	47.3	47.6	48.2	46.4
11/10/2024	0:16	47.7		48.1	46.0
11/10/2024	0:21	47.8		49.0	45.7
11/10/2024	0:26	47.3		49.2	46.4
11/10/2024	0:31	47.4		48.6	46.7
11/10/2024	0:36	47.6		49.6	46.1
11/10/2024	0:41	48.4	48.5	50.3	46.6
11/10/2024	0:46	47.5		48.1	46.3
11/10/2024	0:51	50.3		55.4	47.1
11/10/2024	0:56	49.1		50.7	46.7
11/10/2024	1:01	47.6		49.4	46.7
11/10/2024	1:06	47.9		48.2	47.1
11/10/2024	1:11	46.9	47.3	48.5	46.5
11/10/2024	1:16	47.6		48.0	45.8
11/10/2024	1:21	47.4		48.6	46.2
11/10/2024	1:26	46.3		47.3	45.5
11/10/2024	1:31	46.7		49.0	45.7
11/10/2024	1:36	47.0		48.3	46.5
11/10/2024	1:41	47.1	47.5	47.9	45.5
11/10/2024	1:46	46.5		47.5	45.5
11/10/2024	1:51	46.9		47.7	46.1
11/10/2024	1:56	50.0		50.2	46.1
11/10/2024	2:01	48.5		48.6	45.8
11/10/2024	2:06	46.8		47.9	45.8
11/10/2024	2:11	46.2	46.7	48.0	45.6
11/10/2024	2:16	45.8		47.8	45.3
11/10/2024	2:21	46.7		47.7	45.7
11/10/2024	2:26	45.6		47.5	45.3
11/10/2024	2:31	47.3		48.0	45.5
11/10/2024	2:36	46.9		47.5	45.9
11/10/2024	2:41	46.5	46.5	48.2	45.5
11/10/2024	2:46	45.7		47.6	45.5
11/10/2024	2:51	46.2		47.5	44.2
11/10/2024	2:56	45.9		47.0	44.9
11/10/2024	3:01	45.8		47.4	44.4
11/10/2024	3:06	45.4		47.4	45.1
11/10/2024	3:11	47.5	47.0	48.3	46.4
11/10/2024	3:16	48.4		49.0	46.4
11/10/2024	3:21	47.7		49.2	47.1
11/10/2024	3:26	46.2		47.8	45.6
11/10/2024	3:31	45.6		47.2	44.9
11/10/2024	3:36	47.1		47.7	44.9
11/10/2024	3:41	46.5	46.0	47.4	43.8
11/10/2024	3:46	45.6		47.6	44.7
11/10/2024	3:51	45.8		47.5	44.0
11/10/2024	3:56	44.8		46.2	42.4
11/10/2024	4:01	45.2		46.5	42.6
11/10/2024	4:06	46.0		47.1	44.2
11/10/2024	4:11	45.6	45.3	47.4	43.4
11/10/2024	4:16	45.6		47.4	44.8
11/10/2024	4:21	44.9		46.7	44.4
11/10/2024	4:26	44.6		46.5	44.1
11/10/2024	4:31	45.6		47.8	45.3
11/10/2024	4:36	47.7		50.9	45.4
11/10/2024	4:41	47.3	46.7	51.2	45.6
11/10/2024	4:46	45.4		46.7	44.7
11/10/2024	4:51	46.3		47.5	45.7
11/10/2024	4:56	47.3		47.6	46.0
11/10/2024	5:01	45.7		47.2	45.2
11/10/2024	5:06	46.2		46.8	45.1
11/10/2024	5:11	46.0	46.1	46.6	44.6
11/10/2024	5:16	46.5		47.5	44.8
11/10/2024	5:21	45.8		47.1	45.2
11/10/2024	5:26	46.5		47.6	45.3
11/10/2024	5:31	46.7		47.6	45.5
11/10/2024	5:36	45.9		47.2	45.3
11/10/2024	5:41	46.0	46.1	46.7	45.5
11/10/2024	5:46	45.6		47.6	45.2
11/10/2024	5:51	46.2		47.8	45.9
11/10/2024	5:56	46.1		47.5	44.8
11/10/2024	6:01	45.5		47.6	45.4
11/10/2024	6:06	48.1		49.8	45.6
11/10/2024	6:11	45.9	48.3	47.3	45.6
11/10/2024	6:16	47.4		49.6	45.8
11/10/2024	6:21	48.2		52.5	46.0
11/10/2024	6:26	51.8		56.1	47.3
11/10/2024	6:31	51.3		54.8	47.7
11/10/2024	6:36	50.9		53.4	48.6
11/10/2024	6:41	52.1	52.4	54.7	49.0
11/10/2024	6:46	52.6		56.2	48.4
11/10/2024	6:51	51.1		53.0	47.7
11/10/2024	6:56	54.9		59.8	51.0

11/10/2024	23:01	48.1		49.0	46.7
11/10/2024	23:06	48.1		48.7	46.4
11/10/2024	23:11	46.3	47.4	48.2	45.3
11/10/2024	23:16	46.4		47.8	46.3
11/10/2024	23:21	47.3		49.0	46.2
11/10/2024	23:26	47.6		48.2	45.9
11/10/2024	23:31	46.5		49.1	46.1
11/10/2024	23:36	46.3		48.3	46.1
11/10/2024	23:41	46.7	46.6	48.5	46.3
11/10/2024	23:46	46.5		48.5	45.3
11/10/2024	23:51	46.7		47.4	45.5
11/10/2024	23:56	47.0		48.2	45.4
		Mean	47.3		
		Maximum	52.4		
		Minimum	45.3		

Station: CM24

Date	Start Time	Leq (5mins)	Leq (30mins)	L10 (5mins)	L90 (5mins)
12/10/2024	0:01	46.2	52.0	48.0	44.2
12/10/2024	0:09	51.3		55.4	49.4
12/10/2024	0:14	51.9		55.0	49.8
12/10/2024	0:19	53.3		53.4	50.3
12/10/2024	0:24	53.5		53.7	50.0
12/10/2024	0:29	52.5		53.0	50.0
12/10/2024	0:34	52.2	53.2	55.2	48.7
12/10/2024	0:39	54.1		55.5	50.3
12/10/2024	0:44	55.5		58.4	51.5
12/10/2024	0:49	51.9		54.9	49.0
12/10/2024	0:54	52.5		52.9	50.2
12/10/2024	0:59	51.6		54.4	48.9
12/10/2024	1:04	52.6	52.3	55.0	49.7
12/10/2024	1:09	52.2		56.5	49.8
12/10/2024	1:14	52.1		54.4	49.0
12/10/2024	1:19	52.1		55.6	49.4
12/10/2024	1:24	52.7		53.4	49.9
12/10/2024	1:29	51.9		54.2	49.3
12/10/2024	1:34	52.5	52.4	52.9	49.0
12/10/2024	1:39	52.8		55.5	50.7
12/10/2024	1:44	51.8		54.1	49.5
12/10/2024	1:49	53.5		53.7	50.5
12/10/2024	1:54	52.0		54.4	50.8
12/10/2024	1:59	51.4		55.3	49.2
12/10/2024	2:04	52.5	52.8	55.5	49.8
12/10/2024	2:09	53.2		55.6	50.0
12/10/2024	2:14	52.7		54.4	50.1
12/10/2024	2:19	52.9		53.1	49.7
12/10/2024	2:24	53.3		55.4	49.4
12/10/2024	2:29	52.3		54.6	50.5
12/10/2024	2:34	52.5	52.6	55.2	50.3
12/10/2024	2:39	53.0		56.9	50.7
12/10/2024	2:44	51.6		54.8	49.8
12/10/2024	2:49	52.1		53.5	49.1
12/10/2024	2:54	52.9		54.7	49.3
12/10/2024	2:59	53.1		54.1	50.5
12/10/2024	3:04	52.4	52.1	54.6	49.1
12/10/2024	3:09	52.8		54.3	48.8
12/10/2024	3:14	51.1		54.8	49.0
12/10/2024	3:19	51.6		53.6	49.0
12/10/2024	3:24	52.6		53.9	49.2
12/10/2024	3:29	51.9		54.6	49.3
12/10/2024	3:34	51.8	52.0	54.4	49.9
12/10/2024	3:39	51.1		53.7	48.7
12/10/2024	3:44	51.4		52.6	49.7
12/10/2024	3:49	52.7		54.0	48.3
12/10/2024	3:54	52.3		52.7	49.7
12/10/2024	3:59	52.2		54.0	49.4
12/10/2024	4:04	52.3	51.9	54.1	49.1
12/10/2024	4:09	50.7		53.8	49.0
12/10/2024	4:14	52.9		55.0	50.1
12/10/2024	4:19	52.5		52.6	49.2
12/10/2024	4:24	51.0		54.7	49.6
12/10/2024	4:29	51.3		55.0	48.7
12/10/2024	4:34	52.3	52.0	53.3	50.0
12/10/2024	4:39	51.1		53.9	50.3
12/10/2024	4:44	53.0		54.3	50.4
12/10/2024	4:49	50.5		53.1	49.6
12/10/2024	4:54	52.1		52.7	49.3
12/10/2024	4:59	52.6		53.4	49.3
12/10/2024	5:04	51.8	52.0	52.8	49.8
12/10/2024	5:09	52.8		53.4	49.9
12/10/2024	5:14	51.7		53.4	49.8
12/10/2024	5:19	52.9		54.0	49.4
12/10/2024	5:24	51.8		53.5	50.1
12/10/2024	5:29	50.7		54.6	50.3
12/10/2024	5:34	51.3	51.9	53.8	50.3
12/10/2024	5:39	52.5		54.9	50.5
12/10/2024	5:44	51.3		52.7	49.4
12/10/2024	5:49	51.6		55.0	50.3
12/10/2024	5:54	51.5		53.3	50.5
12/10/2024	5:59	52.9		55.1	50.7
12/10/2024	6:04	52.5	52.7	55.8	50.7
12/10/2024	6:09	52.6		55.6	49.5
12/10/2024	6:14	53.1		55.7	50.8
12/10/2024	6:19	52.5		54.0	50.3
12/10/2024	6:24	53.0		53.9	48.9
12/10/2024	6:29	52.7		54.8	49.4
12/10/2024	6:34	53.7	52.3	55.1	49.8
12/10/2024	6:39	53.4		54.6	49.8
12/10/2024	6:44	51.7		53.7	50.6
12/10/2024	6:49	50.8		53.9	49.1
12/10/2024	6:54	51.9		54.2	48.8
12/10/2024	6:59	51.4		54.1	48.9

12/10/2024	23:01	49.2	48.0	50.2	46.7
12/10/2024	23:06	48.9		49.5	45.8
12/10/2024	23:11	47.6		47.6	45.7
12/10/2024	23:16	47.5		47.9	45.7
12/10/2024	23:21	46.8		48.9	46.6
12/10/2024	23:26	47.7		48.1	46.4
12/10/2024	23:31	47.2	47.0	48.4	46.2
12/10/2024	23:36	47.5		48.3	45.9
12/10/2024	23:41	46.9		48.4	46.3
12/10/2024	23:46	47.7		49.1	45.4
12/10/2024	23:51	46.0		48.0	45.7
12/10/2024	23:56	46.4		48.2	45.8
		Mean	51.7		
		Maximum	53.2		
		Minimum	47.0		

Date	Start Time	Leq (5mins)	Leq (30mins)	L10 (5mins)	L90 (5mins)
13/10/2024	0:01	46.8	46.8	48.0	46.2
13/10/2024	0:06	47.1		48.7	46.2
13/10/2024	0:11	47.0		48.4	45.3
13/10/2024	0:16	47.0		47.6	45.7
13/10/2024	0:21	46.4		48.0	45.9
13/10/2024	0:26	46.6		49.3	45.9
13/10/2024	0:31	46.8	47.3	47.6	45.8
13/10/2024	0:36	46.6		48.7	45.5
13/10/2024	0:41	47.5		48.6	45.6
13/10/2024	0:46	47.3		48.0	46.0
13/10/2024	0:51	48.2		50.6	46.4
13/10/2024	0:56	47.3		48.8	45.9
13/10/2024	1:01	47.5	46.8	48.3	46.2
13/10/2024	1:06	46.6		48.0	46.5
13/10/2024	1:11	46.7		47.7	45.8
13/10/2024	1:16	45.8		48.1	44.9
13/10/2024	1:21	47.3		47.7	45.8
13/10/2024	1:26	46.7		47.5	45.1
13/10/2024	1:31	47.2	46.6	47.8	46.2
13/10/2024	1:36	46.6		47.9	45.7
13/10/2024	1:41	46.3		48.1	45.6
13/10/2024	1:46	45.3		46.9	44.8
13/10/2024	1:51	46.2		47.8	44.7
13/10/2024	1:56	47.8		48.8	45.3
13/10/2024	2:01	47.1	46.1	47.6	45.5
13/10/2024	2:06	45.9		47.8	45.3
13/10/2024	2:11	46.8		47.3	45.3
13/10/2024	2:16	45.3		47.1	44.1
13/10/2024	2:21	45.9		47.2	45.3
13/10/2024	2:26	45.3		46.6	44.9
13/10/2024	2:31	46.4	45.7	47.6	45.4
13/10/2024	2:36	46.2		46.8	44.7
13/10/2024	2:41	45.8		47.1	44.7
13/10/2024	2:46	45.4		47.2	44.7
13/10/2024	2:51	44.5		46.6	44.1
13/10/2024	2:56	45.5		47.0	44.5
13/10/2024	3:01	45.4	46.3	46.4	44.2
13/10/2024	3:06	45.1		47.2	44.4
13/10/2024	3:11	47.4		47.8	45.4
13/10/2024	3:16	46.7		47.9	45.3
13/10/2024	3:21	46.9		49.1	46.4
13/10/2024	3:26	46.1		47.9	45.1
13/10/2024	3:31	46.2	45.5	47.6	44.6
13/10/2024	3:36	45.5		46.7	44.7
13/10/2024	3:41	46.0		46.8	44.7
13/10/2024	3:46	45.4		47.0	44.1
13/10/2024	3:51	45.2		46.2	44.1
13/10/2024	3:56	44.2		46.8	43.3
13/10/2024	4:01	44.7	44.8	45.7	43.9
13/10/2024	4:06	44.6		46.9	43.8
13/10/2024	4:11	44.9		46.5	43.9
13/10/2024	4:16	44.7		46.2	44.6
13/10/2024	4:21	45.2		46.6	43.9
13/10/2024	4:26	44.6		45.8	43.6
13/10/2024	4:31	46.2	46.1	47.5	44.6
13/10/2024	4:36	47.2		50.2	44.6
13/10/2024	4:41	46.8		50.1	44.7
13/10/2024	4:46	44.8		46.6	43.8
13/10/2024	4:51	44.8		46.7	44.4
13/10/2024	4:56	45.9		47.3	45.1
13/10/2024	5:01	44.7	45.3	46.9	44.2
13/10/2024	5:06	45.0		46.5	44.7
13/10/2024	5:11	44.5		45.9	44.3
13/10/2024	5:16	45.8		46.4	44.4
13/10/2024	5:21	45.8		47.2	45.3
13/10/2024	5:26	45.6		46.6	44.2
13/10/2024	5:31	46.6	45.5	47.4	45.3
13/10/2024	5:36	45.8		47.3	45.0
13/10/2024	5:41	44.7		47.2	44.4
13/10/2024	5:46	45.5		46.5	43.7
13/10/2024	5:51	45.2		46.7	45.1
13/10/2024	5:56	45.0		47.5	44.8
13/10/2024	6:01	45.0	46.3	46.6	44.7
13/10/2024	6:06	45.7		47.5	44.6
13/10/2024	6:11	46.3		47.3	44.1
13/10/2024	6:16	47.3		49.5	45.7
13/10/2024	6:21	45.6		47.8	45.6
13/10/2024	6:26	47.2		49.1	45.4
13/10/2024	6:31	48.2	49.1	50.6	45.7
13/10/2024	6:36	48.8		50.1	46.7
13/10/2024	6:41	48.2		51.1	46.8
13/10/2024	6:46	49.0		51.3	47.0
13/10/2024	6:51	48.8		50.8	47.1
13/10/2024	6:56	50.9		54.7	46.8

13/10/2024	23:01	48.0	46.8	49.3	46.5
13/10/2024	23:06	46.1		47.6	45.4
13/10/2024	23:11	46.2		47.5	45.3
13/10/2024	23:16	46.5		47.8	44.9
13/10/2024	23:21	46.4		48.3	44.9
13/10/2024	23:26	47.0		48.5	45.3
13/10/2024	23:31	46.7	46.1	48.1	45.4
13/10/2024	23:36	45.9		47.6	44.5
13/10/2024	23:41	46.2		47.4	45.6
13/10/2024	23:46	46.2		48.8	45.3
13/10/2024	23:51	44.9		47.4	43.0
13/10/2024	23:56	46.6		47.3	45.6
		Mean	46.3		
		Maximum	49.1		
		Minimum	44.8		

Date	Start Time	Leq (5mins)	Leq (30mins)	L10 (5mins)	L90 (5mins)
14/10/2024	0:01	45.1	47.9	47.1	44.2
14/10/2024	0:06	45.7		48.0	44.4
14/10/2024	0:11	47.8		49.5	47.1
14/10/2024	0:16	49.6		50.1	46.9
14/10/2024	0:21	48.2		49.9	46.7
14/10/2024	0:26	49.1		50.9	47.7
14/10/2024	0:31	48.2	52.2	49.7	46.8
14/10/2024	0:36	49.8		50.8	47.5
14/10/2024	0:41	52.3		53.7	46.5
14/10/2024	0:46	50.5		51.9	47.5
14/10/2024	0:51	54.3		61.4	46.9
14/10/2024	0:56	54.6		55.9	47.1
14/10/2024	1:01	48.9	48.2	50.7	47.3
14/10/2024	1:06	48.4		49.5	46.7
14/10/2024	1:11	48.5		49.0	47.3
14/10/2024	1:16	48.7		49.1	46.9
14/10/2024	1:21	47.5		49.4	46.7
14/10/2024	1:26	47.0		48.5	46.6
14/10/2024	1:31	47.9	47.3	50.0	46.4
14/10/2024	1:36	47.5		49.4	47.2
14/10/2024	1:41	47.4		48.4	46.5
14/10/2024	1:46	46.6		47.8	46.3
14/10/2024	1:51	47.0		49.6	46.5
14/10/2024	1:56	47.4		52.2	47.1
14/10/2024	2:01	48.6	47.6	50.2	46.0
14/10/2024	2:06	47.8		49.6	46.0
14/10/2024	2:11	47.5		50.0	46.9
14/10/2024	2:16	47.3		48.5	46.0
14/10/2024	2:21	47.7		49.7	46.6
14/10/2024	2:26	46.7		48.1	45.8
14/10/2024	2:31	47.1	46.9	49.3	46.8
14/10/2024	2:36	47.7		49.4	47.0
14/10/2024	2:41	48.0		49.1	46.5
14/10/2024	2:46	46.2		48.4	45.9
14/10/2024	2:51	45.8		48.5	44.5
14/10/2024	2:56	46.3		48.1	46.2
14/10/2024	3:01	46.2	48.2	48.2	45.1
14/10/2024	3:06	47.6		48.7	45.9
14/10/2024	3:11	48.8		49.4	46.6
14/10/2024	3:16	49.9		51.3	47.4
14/10/2024	3:21	48.8		50.9	47.4
14/10/2024	3:26	47.0		48.6	46.9
14/10/2024	3:31	46.9	46.7	48.4	46.7
14/10/2024	3:36	47.8		48.3	46.8
14/10/2024	3:41	47.4		48.5	46.5
14/10/2024	3:46	46.2		48.7	45.9
14/10/2024	3:51	46.0		48.3	45.3
14/10/2024	3:56	45.7		46.8	45.0
14/10/2024	4:01	46.2	47.1	48.0	45.0
14/10/2024	4:06	46.4		48.2	45.7
14/10/2024	4:11	48.7		50.2	45.3
14/10/2024	4:16	47.8		48.3	46.1
14/10/2024	4:21	47.0		47.7	45.4
14/10/2024	4:26	45.4		47.5	44.5
14/10/2024	4:31	46.4	47.5	48.8	45.6
14/10/2024	4:36	48.3		51.1	46.6
14/10/2024	4:41	48.6		51.5	45.9
14/10/2024	4:46	46.1		47.9	45.2
14/10/2024	4:51	47.3		48.1	46.6
14/10/2024	4:56	47.4		48.9	46.9
14/10/2024	5:01	46.6	46.3	48.1	45.7
14/10/2024	5:06	46.0		47.8	45.0
14/10/2024	5:11	45.7		47.2	44.7
14/10/2024	5:16	46.1		48.7	45.8
14/10/2024	5:21	46.5		48.2	46.2
14/10/2024	5:26	46.8		47.6	46.3
14/10/2024	5:31	47.8	47.1	48.8	46.7
14/10/2024	5:36	47.9		48.8	46.6
14/10/2024	5:41	46.7		48.7	45.4
14/10/2024	5:46	46.5		49.4	45.4
14/10/2024	5:51	46.4		48.7	46.0
14/10/2024	5:56	47.0		47.9	45.6
14/10/2024	6:01	46.6	53.3	49.1	45.3
14/10/2024	6:06	51.3		56.0	45.5
14/10/2024	6:11	47.7		49.3	46.0
14/10/2024	6:16	49.0		52.1	46.4
14/10/2024	6:21	54.4		59.2	46.0
14/10/2024	6:26	58.4		63.3	47.4
14/10/2024	6:31	56.0	58.1	60.4	49.7
14/10/2024	6:36	56.1		59.7	50.4
14/10/2024	6:41	57.7		59.3	50.0
14/10/2024	6:46	57.7		62.7	50.0
14/10/2024	6:51	55.5		58.5	49.3
14/10/2024	6:56	61.9		66.5	52.8

14/10/2024	23:01	50.3	49.6	51.1	47.2
14/10/2024	23:06	52.2		53.3	46.6
14/10/2024	23:11	48.5		49.6	46.5
14/10/2024	23:16	48.2		49.6	46.1
14/10/2024	23:21	48.7		49.7	46.6
14/10/2024	23:26	47.6		49.3	46.6
14/10/2024	23:31	47.8	47.8	50.0	46.3
14/10/2024	23:36	48.3		49.0	46.3
14/10/2024	23:41	47.9		49.3	46.9
14/10/2024	23:46	48.0		50.1	46.9
14/10/2024	23:51	47.5		49.6	46.1
14/10/2024	23:56	47.4		50.2	45.4
		Mean	48.9		
		Maximum	58.1		
		Minimum	46.3		

Station: CM24

Date	Start Time	Leq (5mins)	Leq (30mins)	L10 (5mins)	L90 (5mins)
15/10/2024	0:01	47.8		49.1	47.0
15/10/2024	0:06	48.9		49.7	47.5
15/10/2024	0:11	46.3	47.7	49.0	45.8
15/10/2024	0:16	47.9		48.2	45.9
15/10/2024	0:21	47.1		48.9	45.8
15/10/2024	0:26	48.0		49.2	47.3
15/10/2024	0:31	47.5		48.1	46.6
15/10/2024	0:36	47.3		49.0	46.6
15/10/2024	0:41	48.4	48.5	51.0	46.3
15/10/2024	0:46	48.3		49.0	46.1
15/10/2024	0:51	50.2		55.8	46.8
15/10/2024	0:56	48.9		51.6	47.0
15/10/2024	1:01	48.0		49.7	46.8
15/10/2024	1:06	46.8		47.9	46.4
15/10/2024	1:11	46.8	47.0	48.6	46.2
15/10/2024	1:16	47.0		48.5	46.4
15/10/2024	1:21	47.4		48.7	46.7
15/10/2024	1:26	46.0		48.0	45.4
15/10/2024	1:31	46.9		48.8	46.0
15/10/2024	1:36	47.9		49.1	46.6
15/10/2024	1:41	45.9	47.3	48.5	45.6
15/10/2024	1:46	45.9		47.2	45.5
15/10/2024	1:51	46.6		48.6	45.3
15/10/2024	1:56	49.5		49.8	45.9
15/10/2024	2:01	48.9		50.9	45.8
15/10/2024	2:06	46.7		47.5	45.4
15/10/2024	2:11	46.2	46.9	48.6	46.0
15/10/2024	2:16	46.3		46.9	45.6
15/10/2024	2:21	47.1		47.2	45.5
15/10/2024	2:26	45.6		47.7	45.4
15/10/2024	2:31	46.8		48.1	45.8
15/10/2024	2:36	46.8		47.8	46.2
15/10/2024	2:41	46.3	46.2	48.4	45.0
15/10/2024	2:46	45.5		46.6	45.0
15/10/2024	2:51	46.0		47.3	44.3
15/10/2024	2:56	45.5		46.9	44.5
15/10/2024	3:01	46.3		47.3	44.9
15/10/2024	3:06	45.6		47.1	45.1
15/10/2024	3:11	47.8	47.2	47.9	46.0
15/10/2024	3:16	47.6		49.2	46.5
15/10/2024	3:21	48.2		49.5	47.1
15/10/2024	3:26	47.3		48.1	46.0
15/10/2024	3:31	46.1		47.2	45.4
15/10/2024	3:36	45.9		47.3	45.2
15/10/2024	3:41	46.0	45.9	46.8	45.4
15/10/2024	3:46	46.3		46.6	45.5
15/10/2024	3:51	45.5		46.8	45.3
15/10/2024	3:56	45.6		46.7	44.1
15/10/2024	4:01	45.4		47.2	43.9
15/10/2024	4:06	45.2		46.9	44.4
15/10/2024	4:11	45.5	45.5	46.8	45.0
15/10/2024	4:16	45.3		46.9	45.1
15/10/2024	4:21	46.0		46.8	44.9
15/10/2024	4:26	45.6		46.4	44.7
15/10/2024	4:31	45.9		48.1	45.9
15/10/2024	4:36	47.8		51.0	45.6
15/10/2024	4:41	47.8	46.7	50.6	45.2
15/10/2024	4:46	45.3		47.1	45.1
15/10/2024	4:51	46.1		46.9	45.3
15/10/2024	4:56	46.5		47.7	45.9
15/10/2024	5:01	46.3		46.9	44.6
15/10/2024	5:06	45.2		46.9	44.4
15/10/2024	5:11	45.3	45.8	46.2	44.3
15/10/2024	5:16	46.2		46.9	44.9
15/10/2024	5:21	46.0		47.4	45.8
15/10/2024	5:26	45.9		47.3	45.8
15/10/2024	5:31	46.2		47.7	45.5
15/10/2024	5:36	47.0		47.3	45.9
15/10/2024	5:41	45.2	46.1	46.8	45.0
15/10/2024	5:46	45.3		47.2	45.3
15/10/2024	5:51	46.1		47.7	45.1
15/10/2024	5:56	46.3		47.6	45.3
15/10/2024	6:01	46.5		47.7	45.3
15/10/2024	6:06	48.3		49.3	45.3
15/10/2024	6:11	46.4	48.4	47.8	45.0
15/10/2024	6:16	46.8		49.4	46.2
15/10/2024	6:21	49.1		52.1	45.3
15/10/2024	6:26	51.1		56.4	47.2
15/10/2024	6:31	51.8		55.0	47.5
15/10/2024	6:36	51.1		53.8	49.4
15/10/2024	6:41	52.2	52.8	54.1	48.8
15/10/2024	6:46	52.9		56.2	48.4
15/10/2024	6:51	50.1		53.2	48.6
15/10/2024	6:56	56.1		59.3	50.9
15/10/2024	23:01	47.7		49.9	47.0
15/10/2024	23:06	47.6		48.5	46.5
15/10/2024	23:11	46.5	47.1	48.0	45.7
15/10/2024	23:16	46.1		48.0	45.6
15/10/2024	23:21	47.1		48.9	46.2
15/10/2024	23:26	47.1		48.5	45.7
15/10/2024	23:31	47.1		48.6	45.4
15/10/2024	23:36	46.7		48.2	45.4
15/10/2024	23:41	47.4	46.9	47.7	46.3
15/10/2024	23:46	47.2		48.8	45.4
15/10/2024	23:51	46.6		47.2	45.2
15/10/2024	23:56	46.4		48.5	45.7
		Mean	47.3		
		Maximum	52.8		
		Minimum	45.5		

Date	Start Time	Leq (5mins)	Leq (30mins)	L10 (5mins)	L90 (5mins)
16/10/2024	0:01	47.2		48.0	46.2
16/10/2024	0:06	46.4		48.0	46.2
16/10/2024	0:11	47.3	47.5	48.9	46.1
16/10/2024	0:16	48.2		48.8	45.9
16/10/2024	0:21	47.1		48.7	46.3
16/10/2024	0:26	48.7		49.4	47.5
16/10/2024	0:31	47.0		48.4	46.9
16/10/2024	0:36	47.8		49.6	46.4
16/10/2024	0:41	49.7	49.4	49.8	46.7
16/10/2024	0:46	48.8		49.4	46.0
16/10/2024	0:51	51.4		58.2	46.3
16/10/2024	0:56	50.3		51.9	46.7
16/10/2024	1:01	48.0		49.2	47.1
16/10/2024	1:06	47.9		48.9	46.6
16/10/2024	1:11	48.2	47.6	49.1	46.6
16/10/2024	1:16	47.4		49.1	46.3
16/10/2024	1:21	47.7		48.1	46.3
16/10/2024	1:26	46.1		47.8	45.3
16/10/2024	1:31	47.5		49.4	46.4
16/10/2024	1:36	46.8		48.5	45.9
16/10/2024	1:41	46.5	47.9	48.0	45.5
16/10/2024	1:46	46.8		47.5	46.0
16/10/2024	1:51	46.9		47.9	45.4
16/10/2024	1:56	50.9		52.3	45.7
16/10/2024	2:01	49.5		50.8	46.0
16/10/2024	2:06	47.3		47.8	45.9
16/10/2024	2:11	47.3	47.5	48.1	46.1
16/10/2024	2:16	46.5		47.0	44.9
16/10/2024	2:21	46.8		47.6	45.5
16/10/2024	2:26	46.8		47.5	45.4
16/10/2024	2:31	47.3		48.4	45.9
16/10/2024	2:36	46.2		48.5	46.1
16/10/2024	2:41	46.7	46.4	48.4	45.1
16/10/2024	2:46	46.3		47.2	45.4
16/10/2024	2:51	45.9		46.8	44.3
16/10/2024	2:56	46.0		47.4	45.2
16/10/2024	3:01	46.0		47.2	45.4
16/10/2024	3:06	45.8		47.8	45.5
16/10/2024	3:11	47.7	46.9	48.8	46.0
16/10/2024	3:16	47.7		48.6	45.9
16/10/2024	3:21	47.3		49.2	47.0
16/10/2024	3:26	46.5		48.8	46.0
16/10/2024	3:31	46.2		47.6	45.2
16/10/2024	3:36	47.0		48.4	45.5
16/10/2024	3:41	45.5	46.1	46.8	44.8
16/10/2024	3:46	46.2		47.7	45.3
16/10/2024	3:51	45.3		47.1	44.7
16/10/2024	3:56	46.0		47.2	43.8
16/10/2024	4:01	45.1		46.4	43.6
16/10/2024	4:06	46.2		47.9	44.6
16/10/2024	4:11	46.8	45.8	47.9	44.6
16/10/2024	4:16	45.5		47.6	44.5
16/10/2024	4:21	45.1		47.3	44.2
16/10/2024	4:26	45.8		46.8	44.2
16/10/2024	4:31	47.1		47.4	45.8
16/10/2024	4:36	47.2		50.4	45.2
16/10/2024	4:41	47.6	47.1	51.3	45.2
16/10/2024	4:46	46.4		47.7	45.3
16/10/2024	4:51	46.9		47.4	45.1
16/10/2024	4:56	47.3		48.3	46.2
16/10/2024	5:01	46.2		47.2	44.8
16/10/2024	5:06	45.8		47.2	45.3
16/10/2024	5:11	45.8	46.3	47.3	44.7
16/10/2024	5:16	46.1		47.1	45.1
16/10/2024	5:21	46.9		47.7	46.1
16/10/2024	5:26	46.8		47.0	45.6
16/10/2024	5:31	47.4		47.9	46.1
16/10/2024	5:36	46.5		48.3	46.1
16/10/2024	5:41	46.0	46.4	47.9	45.7
16/10/2024	5:46	46.4		47.4	45.1
16/10/2024	5:51	45.8		47.7	45.0
16/10/2024	5:56	45.9		47.9	44.6
16/10/2024	6:01	46.6		48.3	45.1
16/10/2024	6:06	49.0		51.1	45.4
16/10/2024	6:11	46.1	49.7	48.8	45.2
16/10/2024	6:16	48.1		50.6	45.7
16/10/2024	6:21	49.9		54.0	45.5
16/10/2024	6:26	53.6		57.8	46.2
16/10/2024	6:31	51.8		56.4	48.2
16/10/2024	6:36	52.0		55.6	48.2
16/10/2024	6:41	52.9	53.6	56.4	48.9
16/10/2024	6:46	54.0		57.4	48.6
16/10/2024	6:51	51.2		54.8	47.6
16/10/2024	6:56	56.8		61.6	50.1
16/10/2024	23:01	48.2		50.0	47.5
16/10/2024	23:06	48.6		48.9	46.5
16/10/2024	23:11	46.4	47.6	47.6	45.5
16/10/2024	23:16	46.3		48.4	44.6
16/10/2024	23:21	47.9		49.1	46.1
16/10/2024	23:26	47.6		48.2	46.2
16/10/2024	23:31	47.7		48.3	46.4
16/10/2024	23:36	47.7		49.0	46.1
16/10/2024	23:41	47.6	47.2	48.5	45.7
16/10/2024	23:46	47.5		49.0	46.2
16/10/2024	23:51	46.1		48.6	45.7
16/10/2024	23:56	46.6		48.6	45.7
		Mean	47.7		
		Maximum	53.6		
		Minimum	45.8		

Date	Start Time	Leq (5mins)	Leq (30mins)	L10 (5mins)	L90 (5mins)
17/10/2024	0:01	46.8		48.5	46.2
17/10/2024	0:06	47.0		49.1	45.6
17/10/2024	0:11	45.8	46.7	47.9	45.0
17/10/2024	0:16	47.2		48.4	45.3
17/10/2024	0:21	46.8		48.6	45.3
17/10/2024	0:26	46.7		48.8	46.3
17/10/2024	0:31	46.5		48.3	45.6
17/10/2024	0:36	47.4		48.9	46.3
17/10/2024	0:41	47.4	47.2	48.5	45.8
17/10/2024	0:46	46.4		47.7	45.4
17/10/2024	0:51	48.1		50.2	46.2
17/10/2024	0:56	47.2		48.8	46.0
17/10/2024	1:01	47.7		48.4	46.3
17/10/2024	1:06	47.1		48.4	46.2
17/10/2024	1:11	46.1	46.6	48.6	45.9
17/10/2024	1:16	46.1		47.7	43.2
17/10/2024	1:21	46.8		47.4	45.6
17/10/2024	1:26	45.6		47.2	45.3
17/10/2024	1:31	46.4		48.8	46.1
17/10/2024	1:36	46.4		47.9	46.2
17/10/2024	1:41	46.0	46.3	47.6	45.1
17/10/2024	1:46	45.6		47.1	44.8
17/10/2024	1:51	45.5		47.0	44.8
17/10/2024	1:56	47.7		48.3	45.8
17/10/2024	2:01	46.7		47.4	44.9
17/10/2024	2:06	45.4		47.2	45.1
17/10/2024	2:11	45.9	45.8	48.1	45.3
17/10/2024	2:16	45.6		46.5	44.9
17/10/2024	2:21	45.9		47.6	44.9
17/10/2024	2:26	45.0		46.4	43.0
17/10/2024	2:31	46.5		46.8	44.6
17/10/2024	2:36	45.6		46.8	44.8
17/10/2024	2:41	46.1	45.7	47.5	44.7
17/10/2024	2:46	45.0		46.4	44.7
17/10/2024	2:51	44.5		46.8	43.8
17/10/2024	2:56	46.1		47.0	44.8
17/10/2024	3:01	45.4		46.7	43.9
17/10/2024	3:06	46.1		47.2	44.9
17/10/2024	3:11	47.2	46.3	48.4	45.7
17/10/2024	3:16	46.8		48.3	46.2
17/10/2024	3:21	46.4		49.1	46.2
17/10/2024	3:26	45.9		48.1	45.8
17/10/2024	3:31	45.4		47.3	44.5
17/10/2024	3:36	46.5		47.7	45.4
17/10/2024	3:41	45.1	45.6	47.1	44.4
17/10/2024	3:46	45.6		46.9	44.9
17/10/2024	3:51	45.8		47.3	44.7
17/10/2024	3:56	45.1		46.1	43.7
17/10/2024	4:01	44.2		46.7	43.1
17/10/2024	4:06	44.6		46.8	44.4
17/10/2024	4:11	45.6	44.8	46.0	44.3
17/10/2024	4:16	45.2		46.5	44.8
17/10/2024	4:21	44.6		46.8	43.7
17/10/2024	4:26	44.7		46.3	44.4
17/10/2024	4:31	46.3		47.3	45.0
17/10/2024	4:36	46.9		50.5	44.2
17/10/2024	4:41	47.0	46.3	50.8	45.3
17/10/2024	4:46	45.6		46.6	44.0
17/10/2024	4:51	45.7		47.1	45.0
17/10/2024	4:56	46.0		47.7	45.1
17/10/2024	5:01	45.8		46.4	44.7
17/10/2024	5:06	44.4		46.8	43.5
17/10/2024	5:11	45.0	45.5	46.3	44.2
17/10/2024	5:16	45.9		46.5	44.7
17/10/2024	5:21	45.7		46.8	44.5
17/10/2024	5:26	46.0		46.6	44.5
17/10/2024	5:31	46.1		47.1	45.1
17/10/2024	5:36	45.5		47.2	45.4
17/10/2024	5:41	45.4	45.5	46.2	44.3
17/10/2024	5:46	44.6		46.4	44.3
17/10/2024	5:51	45.7		46.3	44.2
17/10/2024	5:56	45.2		46.8	44.6
17/10/2024	6:01	45.7		46.5	44.4
17/10/2024	6:06	45.9		47.8	44.5
17/10/2024	6:11	45.8	46.1	46.8	44.7
17/10/2024	6:16	46.1		49.2	45.2
17/10/2024	6:21	46.6		48.4	45.6
17/10/2024	6:26	46.6		49.2	45.7
17/10/2024	6:31	48.2		50.5	45.8
17/10/2024	6:36	49.3		50.8	46.8
17/10/2024	6:41	48.6	49.1	51.2	46.3
17/10/2024	6:46	48.9		51.2	46.5
17/10/2024	6:51	48.7		50.7	47.3
17/10/2024	6:56	50.7		54.5	47.2
		Mean	46.3		
		Maximum	49.1		
		Minimum	44.8		

Summary of Noise Monitoring Results during 23:00 - 07:00 on the next day at CM24	
	Leq (30mins)
Mean	47.9
Maximum	58.6
Minimum	44.0

Appendix 3-2-21 Baseline Noise Monitoring Data at CM25

Station: CM25

Date	Start Time	Leq (5mins)	Leq (30mins)	L10 (5mins)	L90 (5mins)
13/09/2024	11:55	62.7		65.2	54.3
13/09/2024	12:00	61.7		64.6	54.3
13/09/2024	12:05	61.6	61.3	64.2	54.6
13/09/2024	12:10	59.9		63.3	54.1
13/09/2024	12:15	60.7		63.8	54.6
13/09/2024	12:20	60.9		63.2	55.1
13/09/2024	12:25	59.9		63.1	54.7
13/09/2024	12:30	61.5		64.6	55.5
13/09/2024	12:35	60.6	61.5	63.8	54.3
13/09/2024	12:40	61.7		65.4	54.1
13/09/2024	12:45	61.3		64.5	54.8
13/09/2024	12:50	63.2		67.0	54.1
13/09/2024	12:55	61.8		65.0	54.1
13/09/2024	13:00	63.2		66.5	56.0
13/09/2024	13:05	61.7	62.2	64.4	56.7
13/09/2024	13:10	61.4		64.9	54.6
13/09/2024	13:15	62.1		65.3	56.3
13/09/2024	13:20	62.6		65.8	53.9
13/09/2024	13:25	63.1		66.2	56.4
13/09/2024	13:30	62.7		64.8	56.6
13/09/2024	13:35	62.1	62.4	65.3	55.7
13/09/2024	13:40	61.2		64.2	54.9
13/09/2024	13:45	61.8		65.3	56.0
13/09/2024	13:50	63.0		66.5	55.8
13/09/2024	13:55	62.6		65.9	56.2
13/09/2024	14:00	59.8		63.1	54.9
13/09/2024	14:05	62.3	62.3	65.7	56.3
13/09/2024	14:10	62.5		65.8	55.7
13/09/2024	14:15	63.3		67.3	56.9
13/09/2024	14:20	62.8		65.5	56.8
13/09/2024	14:25	61.3		64.5	54.7
13/09/2024	14:30	62.1		65.3	55.4
13/09/2024	14:35	62.1	62.1	65.4	55.0
13/09/2024	14:40	62.0		65.1	55.8
13/09/2024	14:45	62.1		65.4	56.1
13/09/2024	14:50	62.8		66.4	56.1
13/09/2024	14:55	63.1		66.3	55.5
13/09/2024	15:00	62.4		66.2	54.4
13/09/2024	15:05	61.8	62.3	65.2	56.0
13/09/2024	15:10	62.8		66.0	56.4
13/09/2024	15:15	61.3		64.5	54.3
13/09/2024	15:20	62.4		65.5	56.0
13/09/2024	15:25	62.2		65.3	55.7
13/09/2024	15:30	62.6		65.7	56.2
13/09/2024	15:35	61.6	62.4	64.8	55.4
13/09/2024	15:40	61.8		65.0	55.2
13/09/2024	15:45	62.9		65.8	57.0
13/09/2024	15:50	63.0		65.5	55.2
13/09/2024	15:55	62.0		65.6	55.1
13/09/2024	16:00	61.1		63.9	56.0
13/09/2024	16:05	61.4	62.0	64.7	55.6
13/09/2024	16:10	61.1		64.2	55.2
13/09/2024	16:15	63.6		66.8	57.2
13/09/2024	16:20	62.0		65.0	55.7
13/09/2024	16:25	61.2		64.2	55.8
13/09/2024	16:30	63.1		66.4	56.7
13/09/2024	16:35	61.2	61.9	64.2	55.8
13/09/2024	16:40	61.2		63.7	55.4
13/09/2024	16:45	61.2		64.8	55.1
13/09/2024	16:50	62.8		65.9	56.8
13/09/2024	16:55	62.7		65.6	57.4
13/09/2024	17:00	60.2		63.2	54.6
13/09/2024	17:05	62.4	61.5	65.1	57.4
13/09/2024	17:10	61.0		63.9	56.0
13/09/2024	17:15	60.8		63.7	55.6
13/09/2024	17:20	61.2		64.2	55.2
13/09/2024	17:25	60.5		63.5	54.6
13/09/2024	17:30	62.0		65.0	55.0
13/09/2024	17:35	61.1	60.7	64.2	55.0
13/09/2024	17:40	60.8		63.3	54.8
13/09/2024	17:45	58.8		62.0	54.2
13/09/2024	17:50	60.5		64.0	54.2
13/09/2024	17:55	60.6		63.6	54.6
13/09/2024	18:00	61.8		63.5	57.6
13/09/2024	18:05	60.2	61.7	63.3	55.7
13/09/2024	18:10	61.4		64.3	55.2
13/09/2024	18:15	61.9		65.5	56.5
13/09/2024	18:20	63.6		66.0	58.3
13/09/2024	18:25	65.8		67.2	63.1
13/09/2024	18:30	64.1		67.0	60.9
13/09/2024	18:35	65.2	63.9	67.7	61.4
13/09/2024	18:40	62.1		64.3	59.0
13/09/2024	18:45	63.0		66.5	57.6
13/09/2024	18:50	62.0		65.5	55.9
13/09/2024	18:55	62.5		66.4	55.1
13/09/2024	19:00	60.7		63.1	54.9
		Mean	62.0		
		Maximum	63.9		
		Minimum	60.7		

Date	Start Time	Leq (5mins)	Leq (30mins)	L10 (5mins)	L90 (5mins)
14/09/2024	7:00	62.1		65.6	55.7
14/09/2024	7:05	63.5		66.6	56.3
14/09/2024	7:10	61.4	62.4	64.1	55.4
14/09/2024	7:15	61.4		64.5	56.0
14/09/2024	7:20	64.0		65.8	55.8
14/09/2024	7:25	61.4		64.7	55.3
14/09/2024	7:30	62.4		65.9	56.0
14/09/2024	7:35	62.4		65.6	55.4
14/09/2024	7:40	61.2	62.1	63.9	55.3
14/09/2024	7:45	62.1		65.1	56.1
14/09/2024	7:50	62.4		65.2	55.7
14/09/2024	7:55	62.0		64.6	55.7
14/09/2024	8:00	61.7		64.6	55.8
14/09/2024	8:05	62.4		65.4	56.4
14/09/2024	8:10	62.2	62.5	65.4	55.8
14/09/2024	8:15	62.8		65.7	58.0
14/09/2024	8:20	62.9		65.2	56.3
14/09/2024	8:25	63.1		66.1	57.0
14/09/2024	8:30	61.6		64.5	56.7
14/09/2024	8:35	61.3		63.8	57.2
14/09/2024	8:40	61.5	61.9	64.1	56.9
14/09/2024	8:45	61.9		65.3	55.6
14/09/2024	8:50	62.1		65.2	55.5
14/09/2024	8:55	62.6		65.0	56.5
14/09/2024	9:00	62.4		65.9	56.0
14/09/2024	9:05	61.7		64.3	56.4
14/09/2024	9:10	61.4	61.9	64.7	54.5
14/09/2024	9:15	62.1		65.2	56.5
14/09/2024	9:20	61.9		65.1	55.0
14/09/2024	9:25	62.0		65.1	55.9
14/09/2024	9:30	62.9		66.1	55.9
14/09/2024	9:35	65.0		68.1	57.4
14/09/2024	9:40	63.3	63.1	66.0	57.9
14/09/2024	9:45	62.5		65.3	57.9
14/09/2024	9:50	62.4		65.1	57.5
14/09/2024	9:55	62.0		65.2	56.6
14/09/2024	10:00	62.6		66.0	55.3
14/09/2024	10:05	62.1		64.6	56.0
14/09/2024	10:10	63.5	62.3	66.7	56.2
14/09/2024	10:15	61.5		64.6	54.6
14/09/2024	10:20	62.2		65.2	55.9
14/09/2024	10:25	61.5		64.3	55.5
14/09/2024	10:30	62.3		66.1	55.3
14/09/2024	10:35	61.7		65.3	55.5
14/09/2024	10:40	62.5	62.3	65.4	56.6
14/09/2024	10:45	61.9		65.0	54.8
14/09/2024	10:50	62.8		66.6	55.1
14/09/2024	10:55	62.7		65.9	55.4
14/09/2024	11:00	63.4		66.5	57.1
14/09/2024	11:05	62.4		65.7	57.2
14/09/2024	11:10	62.8	62.9	65.2	55.8
14/09/2024	11:15	63.4		66.4	56.7
14/09/2024	11:20	61.9		65.2	54.9
14/09/2024	11:25	63.2		66.6	55.5
14/09/2024	11:30	62.3		65.6	55.0
14/09/2024	11:35	61.1		64.3	55.5
14/09/2024	11:40	61.7	61.7	64.8	57.1
14/09/2024	11:45	62.1		64.9	57.0
14/09/2024	11:50	61.3		64.3	56.2
14/09/2024	11:55	61.7		64.5	57.7
14/09/2024	12:00	62.5		64.8	57.6
14/09/2024	12:05	64.0		66.3	56.4
14/09/2024	12:10	62.8	62.8	65.9	56.9
14/09/2024	12:15	61.5		64.9	55.8
14/09/2024	12:20	63.2		65.2	56.2
14/09/2024	12:25	62.5		65.7	57.3
14/09/2024	12:30	61.8		65.3	55.6
14/09/2024	12:35	63.0		66.1	55.7
14/09/2024	12:40	61.3	62.1	64.2	56.4
14/09/2024	12:45	61.8		64.5	55.3
14/09/2024	12:50	62.8		65.7	56.5
14/09/2024	12:55	61.6		64.3	55.7
14/09/2024	13:00	61.8		64.5	55.7
14/09/2024	13:05	62.3		65.0	56.5
14/09/2024	13:10	63.1	62.5	65.9	56.9
14/09/2024	13:15	62.4		65.4	56.7
14/09/2024	13:20	62.2		64.9	56.6
14/09/2024	13:25	62.9		66.0	56.9
14/09/2024	13:30	61.5		64.4	56.2
14/09/2024	13:35	62.2		64.8	56.7
14/09/2024	13:40	61.9	61.8	65.0	56.9
14/09/2024	13:45	62.2		65.5	56.1
14/09/2024	13:50	60.8		63.7	55.9
14/09/2024	13:55	62.0		64.8	56.0
14/09/2024	14:00	60.7		63.4	55.9
14/09/2024	14:05	61.0		64.2	55.1
14/09/2024	14:10	62.3	61.3	65.3	55.5
14/09/2024	14:15	60.7		64.2	54.1
14/09/2024	14:20	61.8		65.2	54.9
14/09/2024	14:25	61.1		64.4	54.5
14/09/2024	14:30	62.8		66.0	56.6
14/09/2024	14:35	61.4		64.8	55.5
14/09/2024	14:40	62.5	62.2	66.0	55.4
14/09/2024	14:45	62.4		65.7	55.9
14/09/2024	14:50	62.1		65.4	55.6
14/09/2024	14:55	62.1		65.1	54.8
14/09/2024	15:00	62.0		65.6	55.3
14/09/2024	15:05	60.7		63.2	54.7
14/09/2024	15:10	60.8	61.0	64.1	55.1
14/09/2024	15:15	61.2		64.4	54.7
14/09/2024	15:20	61.1		64.2	55.4
14/09/2024	15:25	60.3		63.3	54.9
14/09/2024	15:30	63.1		66.8	55.9
14/09/2024	15:35	61.3		63.9	55.8
14/09/2024	15:40	60.9	62.0	63.4	55.6
14/09/2024	15:45	62.5		65.3	55.3
14/09/2024	15:50	62.5		66.2	54.1
14/09/2024	15:55	61.1		64.3	55.1
14/09/2024	16:00	61.7		64.6	54.9
14/09/2024	16:05	61.9		65.3	55.8
14/09/2024	16:10	61.9	61.6	65.2	53.9
14/09/2024	16:15	61.1		64.3	54.3
14/09/2024	16:20	61.1		64.0	54.8
14/09/2024	16:25	62.0		64.9	54.6
14/09/2024	16:30	61.3		64.6	55.0
14/09/2024	16:35	62.8		65.7	54.7
14/09/2024	16:40	60.3	61.1	63.2	53.6
14/09/2024	16:45	59.2		62.5	53.4
14/09/2024	16:50	60.9		64.2	54.6
14/09/2024	16:55	61.2		64.1	54.4
14/09/2024	17:00	60.5		63.4	53.7
14/09/2024	17:05	59.0		61.9	54.0
14/09/2024	17:10	60.2	60.0	62.7	55.1
14/09/2024	17:15	59.6		62.5	53.7
14/09/2024	17:20	60.3		63.2	54.7
14/09/2024	17:25	60.5		62.8	53.7
14/09/2024	17:30	60.8		64.1	54.2
14/09/2024	17:35	60.6		64.2	54.0
14/09/2024	17:40	59.9	60.7	62.7	54.1
14/09/2024	17:45	60.5		63.6	54.1
14/09/2024	17:50	60.5		64.1	54.1
14/09/2024	17:55	61.9		64.8	54.4
14/09/2024	18:00	59.4		62.9	53.7
14/09/2024	18:05	60.7		63.8	54.6
14/09/2024	18:10	59.6	59.9	62.7	53.6
14/09/2024	18:15	60.6		64.0	54.1
14/09/2024	18:20	60.3		63.6	53.9
14/09/2024	18:25	58.6		61.8	53.4
14/09/2024	18:30	59.7		63.1	53.7
14/09/2024	18:35	59.9		63.5	54.0
14/09/2024	18:40	57.5	59.1	60.4	53.5
14/09/2024	18:45	59.6		62.8	53.6
14/09/2024	18:50	58.7		61.4	53.4
14/09/2024	18:55	58.9		61.8	53.5
		Mean	61.7		
		Maximum	63.1		
		Minimum	59.1		

Station: CM25

Date	Start Time	Leq (5mins)	Leq (30mins)	L10 (5mins)	L90 (5mins)
15/09/2024	7:00	58.9		59.4	54.5
15/09/2024	7:05	57.0		56.9	53.7
15/09/2024	7:10	57.3	59.7	59.7	53.6
15/09/2024	7:15	64.0		62.3	53.9
15/09/2024	7:20	57.9		58.5	54.1
15/09/2024	7:25	58.1		60.3	53.6
15/09/2024	7:30	57.9		57.7	53.8
15/09/2024	7:35	59.5		59.1	53.8
15/09/2024	7:40	58.2	59.4	58.9	53.8
15/09/2024	7:45	59.9		58.5	54.6
15/09/2024	7:50	59.0		59.5	54.4
15/09/2024	7:55	61.2		60.5	54.3
15/09/2024	8:00	59.0		55.5	53.9
15/09/2024	8:05	59.6		60.0	54.0
15/09/2024	8:10	58.7	58.6	59.2	53.5
15/09/2024	8:15	57.5		61.5	53.6
15/09/2024	8:20	58.2		58.7	53.6
15/09/2024	8:25	58.3		56.0	53.7
15/09/2024	8:30	58.5		56.5	53.5
15/09/2024	8:35	60.2		58.5	54.1
15/09/2024	8:40	58.9	59.8	57.4	53.7
15/09/2024	8:45	62.0		58.6	54.9
15/09/2024	8:50	59.1		58.8	55.4
15/09/2024	8:55	59.1		65.2	53.9
15/09/2024	9:00	60.3		54.5	54.8
15/09/2024	9:05	59.6		56.3	54.0
15/09/2024	9:10	60.9	60.3	56.0	54.4
15/09/2024	9:15	61.6		56.0	55.0
15/09/2024	9:20	59.3		54.8	54.3
15/09/2024	9:25	59.4		56.2	54.4
15/09/2024	9:30	61.8		56.7	55.6
15/09/2024	9:35	58.1		58.1	53.7
15/09/2024	9:40	59.3	60.1	58.1	53.7
15/09/2024	9:45	60.4		56.7	55.3
15/09/2024	9:50	59.8		55.7	53.6
15/09/2024	9:55	60.2		55.3	54.3
15/09/2024	10:00	60.9		54.9	56.5
15/09/2024	10:05	59.2		55.6	53.5
15/09/2024	10:10	58.4	59.7	55.4	53.1
15/09/2024	10:15	58.0		56.3	53.1
15/09/2024	10:20	61.1		54.5	53.2
15/09/2024	10:25	59.8		57.7	53.0
15/09/2024	10:30	60.0		56.8	54.4
15/09/2024	10:35	59.9		55.7	53.4
15/09/2024	10:40	57.2	60.8	56.2	53.1
15/09/2024	10:45	58.6		58.0	54.9
15/09/2024	10:50	64.8		54.3	57.6
15/09/2024	10:55	60.1		55.3	55.9
15/09/2024	11:00	59.6		58.8	54.3
15/09/2024	11:05	57.7		57.8	53.1
15/09/2024	11:10	58.9	58.6	57.2	53.7
15/09/2024	11:15	58.9		57.9	53.2
15/09/2024	11:20	57.8		57.5	53.2
15/09/2024	11:25	58.2		56.7	52.9
15/09/2024	11:30	57.7		60.8	52.8
15/09/2024	11:35	59.0		56.3	52.9
15/09/2024	11:40	56.7	57.9	57.2	52.6
15/09/2024	11:45	58.2		60.3	53.2
15/09/2024	11:50	56.7		59.6	52.7
15/09/2024	11:55	58.7		61.1	52.8
15/09/2024	12:00	56.1		60.6	52.6
15/09/2024	12:05	59.8		58.3	53.1
15/09/2024	12:10	58.0	58.2	59.8	52.7
15/09/2024	12:15	58.5		60.4	52.8
15/09/2024	12:20	57.6		61.3	53.1
15/09/2024	12:25	58.1		62.9	52.9
15/09/2024	12:30	58.1		62.4	53.1
15/09/2024	12:35	57.8		63.4	52.7
15/09/2024	12:40	60.9	59.4	62.3	53.6
15/09/2024	12:45	59.3		60.1	53.4
15/09/2024	12:50	60.3		60.0	53.8
15/09/2024	12:55	59.1		62.3	54.8
15/09/2024	13:00	60.8		62.1	55.1
15/09/2024	13:05	59.7		61.2	54.0
15/09/2024	13:10	58.3	59.5	60.9	53.0
15/09/2024	13:15	58.3		61.4	52.8
15/09/2024	13:20	59.9		61.7	53.4
15/09/2024	13:25	59.2		61.9	53.7
15/09/2024	13:30	61.0		60.5	53.3
15/09/2024	13:35	58.4		61.1	53.6
15/09/2024	13:40	57.5	58.8	61.9	53.1
15/09/2024	13:45	58.9		59.7	53.2
15/09/2024	13:50	58.8		60.1	52.9
15/09/2024	13:55	56.9		68.7	53.1
15/09/2024	14:00	59.5		60.6	53.2
15/09/2024	14:05	56.6		61.3	53.1
15/09/2024	14:10	57.6	58.2	60.3	53.5
15/09/2024	14:15	58.5		62.1	53.3
15/09/2024	14:20	57.4		60.9	53.4
15/09/2024	14:25	58.8		63.1	53.4
15/09/2024	14:30	59.9		62.7	53.8
15/09/2024	14:35	59.4		63.1	53.9
15/09/2024	14:40	58.5	59.0	62.0	53.1
15/09/2024	14:45	58.9		62.4	53.2
15/09/2024	14:50	59.1		61.5	53.4
15/09/2024	14:55	57.8		60.4	53.6
15/09/2024	15:00	58.1		60.8	52.9
15/09/2024	15:05	59.2		61.5	54.0
15/09/2024	15:10	57.9	59.1	60.8	53.8
15/09/2024	15:15	60.2		61.0	54.4
15/09/2024	15:20	59.0		61.9	53.8
15/09/2024	15:25	59.5		65.7	53.5
15/09/2024	15:30	58.0		60.8	54.1
15/09/2024	15:35	57.7		62.2	53.3
15/09/2024	15:40	58.9	58.2	62.6	53.2
15/09/2024	15:45	58.4		63.2	53.6
15/09/2024	15:50	58.4		63.6	53.5
15/09/2024	15:55	57.9		64.0	53.4
15/09/2024	16:00	57.8		62.2	53.6
15/09/2024	16:05	58.8		62.4	53.9
15/09/2024	16:10	58.4	58.5	63.7	53.9
15/09/2024	16:15	58.2		60.5	53.8
15/09/2024	16:20	58.9		62.4	53.6
15/09/2024	16:25	59.0		62.9	53.3
15/09/2024	16:30	59.4		62.4	54.1
15/09/2024	16:35	58.9		62.8	53.3
15/09/2024	16:40	58.6	59.2	63.4	53.5
15/09/2024	16:45	59.6		62.0	53.9
15/09/2024	16:50	60.6		61.0	53.9
15/09/2024	16:55	57.8		60.7	53.8
15/09/2024	17:00	59.7		64.2	53.8
15/09/2024	17:05	58.3		62.8	54.2
15/09/2024	17:10	57.7	58.8	62.7	53.3
15/09/2024	17:15	60.3		61.9	53.8
15/09/2024	17:20	57.7		60.3	53.5
15/09/2024	17:25	58.3		60.9	53.4
15/09/2024	17:30	58.0		67.3	53.5
15/09/2024	17:35	58.2		63.3	53.8
15/09/2024	17:40	58.9	58.4	62.3	54.3
15/09/2024	17:45	57.7		60.4	53.3
15/09/2024	17:50	59.3		61.8	53.4
15/09/2024	17:55	58.3		62.1	53.4
15/09/2024	18:00	57.6		61.0	53.3
15/09/2024	18:05	58.3		61.2	53.0
15/09/2024	18:10	58.8	58.0	60.7	53.7
15/09/2024	18:15	57.0		61.8	53.2
15/09/2024	18:20	58.3		59.6	53.3
15/09/2024	18:25	57.7		61.4	53.3
15/09/2024	18:30	58.6		59.7	53.4
15/09/2024	18:35	57.6		62.1	53.4
15/09/2024	18:40	58.2	58.0	58.7	53.3
15/09/2024	18:45	57.2		63.2	53.6
15/09/2024	18:50	58.4		60.6	53.4
15/09/2024	18:55	57.9		61.9	53.4
		Mean	59.0		
		Maximum	60.8		
		Minimum	57.9		

Date	Start Time	Leq (5mins)	Leq (30mins)	L10 (5mins)	L90 (5mins)
16/09/2024	7:00	61.9		65.0	56.4
16/09/2024	7:05	61.8		64.6	56.9
16/09/2024	7:10	61.7	61.6	64.1	57.2
16/09/2024	7:15	61.1		64.2	55.2
16/09/2024	7:20	61.3		64.4	55.7
16/09/2024	7:25	61.8		64.3	55.6
16/09/2024	7:30	61.8		64.7	56.4
16/09/2024	7:35	60.8		64.0	55.3
16/09/2024	7:40	61.3	61.8	64.1	54.5
16/09/2024	7:45	62.8		66.5	55.9
16/09/2024	7:50	61.9		65.2	55.1
16/09/2024	7:55	61.9		65.2	55.4
16/09/2024	8:00	61.4		64.6	54.4
16/09/2024	8:05	62.6		65.5	56.0
16/09/2024	8:10	63.1	62.4	66.0	56.4
16/09/2024	8:15	61.6		65.2	55.4
16/09/2024	8:20	62.2		64.9	56.3
16/09/2024	8:25	63.3		66.2	57.1
16/09/2024	8:30	62.3		65.3	56.0
16/09/2024	8:35	63.2		66.7	57.0
16/09/2024	8:40	62.7	63.1	65.9	56.7
16/09/2024	8:45	65.0		66.5	55.7
16/09/2024	8:50	63.0		65.8	56.8
16/09/2024	8:55	61.8		65.0	55.2
16/09/2024	9:00	61.5		65.0	54.6
16/09/2024	9:05	64.3		67.6	57.9
16/09/2024	9:10	62.6	62.4	65.7	55.1
16/09/2024	9:15	61.4		64.5	55.4
16/09/2024	9:20	62.4		65.8	55.7
16/09/2024	9:25	61.5		64.0	54.8
16/09/2024	9:30	62.2		65.1	55.1
16/09/2024	9:35	62.4		65.7	55.4
16/09/2024	9:40	60.6	61.8	63.7	55.3
16/09/2024	9:45	61.1		64.2	54.6
16/09/2024	9:50	62.5		65.5	55.1
16/09/2024	9:55	61.7		64.6	55.0
16/09/2024	10:00	62.6		66.5	55.9
16/09/2024	10:05	63.0		65.5	55.7
16/09/2024	10:10	63.8	62.4	66.9	56.4
16/09/2024	10:15	61.1		64.4	54.7
16/09/2024	10:20	61.2		64.0	56.0
16/09/2024	10:25	62.3		65.5	54.9
16/09/2024	10:30	62.7		65.8	55.5
16/09/2024	10:35	60.5		64.0	54.5
16/09/2024	10:40	62.2	62.1	65.0	56.0
16/09/2024	10:45	62.4		65.6	55.7
16/09/2024	10:50	62.1		65.6	55.0
16/09/2024	10:55	62.6		65.8	56.4
16/09/2024	11:00	62.9		66.4	56.1
16/09/2024	11:05	63.0		66.5	56.7
16/09/2024	11:10	62.0	62.2	65.4	54.7
16/09/2024	11:15	61.1		64.7	54.7
16/09/2024	11:20	62.2		65.5	55.0
16/09/2024	11:25	61.9		64.7	56.0
16/09/2024	11:30	63.2		66.0	56.8
16/09/2024	11:35	61.7		64.8	55.6
16/09/2024	11:40	61.7	62.2	64.8	55.3
16/09/2024	11:45	62.8		65.6	56.0
16/09/2024	11:50	61.4		64.6	55.2
16/09/2024	11:55	61.9		65.8	54.3
16/09/2024	12:00	61.6		64.8	55.7
16/09/2024	12:05	63.3		66.0	55.2
16/09/2024	12:10	60.2	61.4	63.5	54.7
16/09/2024	12:15	60.9		64.5	54.4
16/09/2024	12:20	60.6		64.1	54.7
16/09/2024	12:25	61.3		64.1	55.1
16/09/2024	12:30	61.3		64.4	54.7
16/09/2024	12:35	61.3		64.9	54.6
16/09/2024	12:40	61.5	61.6	64.4	55.1
16/09/2024	12:45	60.9		64.0	54.7
16/09/2024	12:50	62.3		64.7	56.1
16/09/2024	12:55	62.0		64.9	54.6
16/09/2024	13:00	62.8		65.8	55.0
16/09/2024	13:05	61.9		65.2	55.3
16/09/2024	13:10	63.2	66.1	66.6	57.7
16/09/2024	13:15	68.8		71.3	63.8
16/09/2024	13:20	69.8		72.6	64.5
16/09/2024	13:25	63.1		66.3	55.0
16/09/2024	13:30	62.7		65.7	56.7
16/09/2024	13:35	62.9		65.8	56.6
16/09/2024	13:40	60.8	62.4	64.1	55.3
16/09/2024	13:45	62.5		65.4	55.0
16/09/2024	13:50	63.3		66.3	56.0
16/09/2024	13:55	61.7		65.1	54.7
16/09/2024	14:00	61.6		65.3	55.5
16/09/2024	14:05	61.5		64.7	54.9
16/09/2024	14:10	62.2	61.8	65.9	55.3
16/09/2024	14:15	61.9		65.0	55.0
16/09/2024	14:20	62.2		64.8	56.6
16/09/2024	14:25	61.5		64.8	54.4
16/09/2024	14:30	62.6		65.6	55.6
16/09/2024	14:35	61.5		64.5	55.4
16/09/2024	14:40	61.3	62.1	64.7	54.8
16/09/2024	14:45	62.8		66.3	56.9
16/09/2024	14:50	61.7		64.9	55.2
16/09/2024	14:55	62.7		66.1	56.3
16/09/2024	15:00	61.3		64.7	55.0
16/09/2024	15:05	61.3		64.0	54.6
16/09/2024	15:10	62.1	61.8	65.1	56.1
16/09/2024	15:15	60.4		63.2	54.8
16/09/2024	15:20	62.6		66.2	54.6
16/09/2024	15:25	62.8		65.9	56.7
16/09/2024	15:30	61.7		65.8	54.9
16/09/2024	15:35	62.5		66.1	54.2
16/09/2024	15:40	61.6	62.1	64.5	55.6
16/09/2024	15:45	62.3		65.3	55.1
16/09/2024	15:50	62.6		65.9	54.1
16/09/2024	15:55	61.6		64.9	55.4
16/09/2024	16:00	60.5		64.0	53.7
16/09/2024	16:05	62.1		65.3	54.8
16/09/2024	16:10	61.3	61.5	64.5	55.6
16/09/2024	16:15	60.6		63.7	54.4
16/09/2024	16:20	61.7		64.8	54.6
16/09/2024	16:25	62.6		65.9	56.7
16/09/2024	16:30	61.3		64.7	54.0
16/09/2024	16:35	61.4		64.4	55.5
16/09/2024	16:40	61.9	61.5	65.8	55.5
16/09/2024	16:45	61.7		64.2	54.6
16/09/2024	16:50	60.4		63.2	55.6
16/09/2024	16:55	62.3		65.0	56.0
16/09/2024	17:00	61.5		64.6	54.3
16/09/2024	17:05	61.2		63.9	55.2
16/09/2024	17:10	61.6	61.3	64.8	55.8
16/09/2024	17:15	62.1		64.5	55.0
16/09/2024	17:20	60.0		62.7	54.3
16/09/2024	17:25	60.9		64.0	54.6
16/09/2024	17:30	60.6		63.3	55.6
16/09/2024	17:35	59.4		62.4	54.1
16/09/2024	17:40	61.2	60.0	64.3	54.4
16/09/2024	17:45	59.2		62.0	54.5
16/09/2024	17:50	59.2		62.7	54.0
16/09/2024	17:55	59.8		62.8	53.8
16/09/2024	18:00	61.2		64.7	55.0
16/09/2024	18:05	60.5		63.3	55.2
16/09/2024	18:10	59.6	60.3	63.0	54.0
16/09/2024	18:15	60.3		63.3	54.8
16/09/2024	18:20	59.8		63.4	53.7
16/09/2024	18:25	60.0		63.0	54.5
16/09/2024	18:30	57.7		60.2	53.9
16/09/2024	18:35	58.6		61.2	53.9
16/09/2024	18:40	58.8	58.8	61.3	54.0
16/09/2024	18:45	59.5		62.1	53.7
16/09/2024	18:50	58.4		61.5	53.4
16/09/2024	18:55	59.7		63.7	53.8
		Mean	61.9		
		Maximum	66.1		
		Minimum	58.8		

Station: CM25

Date	Start Time	Leq (5mins)	Leq (30mins)	L10 (5mins)	L90 (5mins)
17/09/2024	7:00	61.6		64.0	56.2
17/09/2024	7:05	61.8		64.6	56.4
17/09/2024	7:10	61.9	62.0	64.5	55.5
17/09/2024	7:15	62.2		65.5	53.9
17/09/2024	7:20	62.3		65.3	56.2
17/09/2024	7:25	62.1		64.7	58.1
17/09/2024	7:30	62.0		64.7	56.3
17/09/2024	7:35	61.3		63.9	56.0
17/09/2024	7:40	62.3	61.8	64.9	57.3
17/09/2024	7:45	61.6		64.7	55.2
17/09/2024	7:50	62.1		65.0	55.5
17/09/2024	7:55	61.3		64.4	55.0
17/09/2024	8:00	62.2		65.6	54.7
17/09/2024	8:05	66.9		69.1	56.8
17/09/2024	8:10	63.3	63.7	66.0	55.8
17/09/2024	8:15	62.4		65.3	57.0
17/09/2024	8:20	62.8		65.3	55.3
17/09/2024	8:25	62.0		65.4	55.0
17/09/2024	8:30	62.0		64.7	54.8
17/09/2024	8:35	60.9		64.1	54.5
17/09/2024	8:40	61.9	62.1	65.1	55.4
17/09/2024	8:45	63.5		65.5	55.2
17/09/2024	8:50	61.5		64.6	56.3
17/09/2024	8:55	62.4		66.1	55.9
17/09/2024	9:00	62.3		64.9	57.1
17/09/2024	9:05	62.9		65.9	55.1
17/09/2024	9:10	61.5	62.4	64.3	55.2
17/09/2024	9:15	63.3		65.8	57.4
17/09/2024	9:20	62.2		65.4	54.7
17/09/2024	9:25	62.2		65.1	54.8
17/09/2024	9:30	61.0		64.1	55.0
17/09/2024	9:35	62.4		65.6	56.3
17/09/2024	9:40	62.7	62.2	66.0	57.1
17/09/2024	9:45	62.4		65.9	55.0
17/09/2024	9:50	62.2		65.7	54.6
17/09/2024	9:55	62.5		66.0	54.8
17/09/2024	10:00	61.6		64.5	54.8
17/09/2024	10:05	61.5		65.1	54.9
17/09/2024	10:10	61.6	61.9	65.1	54.5
17/09/2024	10:15	61.6		65.4	53.9
17/09/2024	10:20	62.1		65.5	55.0
17/09/2024	10:25	62.9		64.9	56.0
17/09/2024	10:30	61.1		64.3	54.1
17/09/2024	10:35	60.3		64.0	54.0
17/09/2024	10:40	61.5	61.9	65.0	54.3
17/09/2024	10:45	64.0		66.3	54.9
17/09/2024	10:50	61.8		64.9	55.1
17/09/2024	10:55	61.9		64.4	54.1
17/09/2024	11:00	59.8		62.7	54.3
17/09/2024	11:05	60.3		63.6	54.0
17/09/2024	11:10	61.7	61.2	64.2	54.0
17/09/2024	11:15	60.9		64.1	55.1
17/09/2024	11:20	62.1		65.6	54.6
17/09/2024	11:25	61.8		64.4	54.5
17/09/2024	11:30	62.1		65.2	54.8
17/09/2024	11:35	60.7		64.0	53.2
17/09/2024	11:40	62.1	61.1	66.0	53.9
17/09/2024	11:45	60.7		63.6	54.7
17/09/2024	11:50	59.9		62.7	53.7
17/09/2024	11:55	60.9		63.8	53.9
17/09/2024	12:00	60.8		64.4	54.4
17/09/2024	12:05	61.0		64.7	54.0
17/09/2024	12:10	61.4	61.6	64.4	55.6
17/09/2024	12:15	61.4		64.2	54.8
17/09/2024	12:20	63.0		66.8	55.1
17/09/2024	12:25	61.7		65.7	55.0
17/09/2024	12:30	60.8		64.2	53.9
17/09/2024	12:35	61.0		64.6	54.4
17/09/2024	12:40	60.5	60.8	63.7	54.2
17/09/2024	12:45	60.6		63.9	54.3
17/09/2024	12:50	61.4		64.4	55.0
17/09/2024	12:55	60.3		63.6	54.1
17/09/2024	13:00	60.9		64.2	54.5
17/09/2024	13:05	61.1		64.2	55.7
17/09/2024	13:10	61.3	61.6	63.9	56.1
17/09/2024	13:15	63.5		65.5	59.1
17/09/2024	13:20	61.8		64.5	57.2
17/09/2024	13:25	60.6		63.8	54.5
17/09/2024	13:30	60.9		64.2	55.0
17/09/2024	13:35	60.0		63.1	53.7
17/09/2024	13:40	61.2	61.4	64.9	53.3
17/09/2024	13:45	62.2		65.8	54.6
17/09/2024	13:50	59.7		62.6	54.3
17/09/2024	13:55	63.4		66.0	55.8
17/09/2024	14:00	61.1		64.3	54.7
17/09/2024	14:05	66.0		68.0	57.9
17/09/2024	14:10	62.9	63.3	67.0	54.9
17/09/2024	14:15	61.8		64.5	54.7
17/09/2024	14:20	64.9		65.1	54.6
17/09/2024	14:25	60.2		63.5	54.1
17/09/2024	14:30	59.3		62.2	54.0
17/09/2024	14:35	60.7		63.9	53.3
17/09/2024	14:40	60.7	60.6	64.0	54.3
17/09/2024	14:45	60.5		63.7	54.0
17/09/2024	14:50	60.6		63.4	54.9
17/09/2024	14:55	61.5		64.6	56.1
17/09/2024	15:00	60.3		63.2	53.9
17/09/2024	15:05	58.6		61.4	53.4
17/09/2024	15:10	59.1	59.4	61.8	53.6
17/09/2024	15:15	58.6		62.0	53.2
17/09/2024	15:20	59.9		63.3	54.5
17/09/2024	15:25	59.4		62.8	53.5
17/09/2024	15:30	59.2		62.3	54.0
17/09/2024	15:35	60.5		63.3	53.9
17/09/2024	15:40	60.0	59.9	63.0	54.2
17/09/2024	15:45	59.3		62.5	54.0
17/09/2024	15:50	60.0		63.5	53.8
17/09/2024	15:55	60.2		63.3	53.8
17/09/2024	16:00	59.6		62.5	53.7
17/09/2024	16:05	59.9		62.4	54.9
17/09/2024	16:10	60.7	59.7	64.0	53.5
17/09/2024	16:15	60.5		63.4	54.7
17/09/2024	16:20	58.5		61.9	53.5
17/09/2024	16:25	58.7		62.4	53.6
17/09/2024	16:30	59.3		62.0	53.4
17/09/2024	16:35	60.5		63.9	54.6
17/09/2024	16:40	60.1	59.3	63.9	53.6
17/09/2024	16:45	59.1		62.0	53.5
17/09/2024	16:50	58.2		61.4	53.5
17/09/2024	16:55	57.7		61.2	53.1
17/09/2024	17:00	59.4		62.4	53.9
17/09/2024	17:05	58.9		62.1	53.4
17/09/2024	17:10	59.0	58.7	62.6	53.8
17/09/2024	17:15	57.9		61.2	53.4
17/09/2024	17:20	58.6		62.0	53.6
17/09/2024	17:25	58.4		61.9	53.8
17/09/2024	17:30	58.4		61.1	54.0
17/09/2024	17:35	64.5		67.6	54.1
17/09/2024	17:40	59.4	60.2	62.2	53.6
17/09/2024	17:45	57.2		59.9	53.4
17/09/2024	17:50	58.9		61.3	53.6
17/09/2024	17:55	57.5		60.5	53.5
17/09/2024	18:00	59.5		61.6	53.4
17/09/2024	18:05	58.2		60.6	53.4
17/09/2024	18:10	57.8	58.1	61.1	53.3
17/09/2024	18:15	57.4		60.0	53.6
17/09/2024	18:20	58.1		61.1	53.6
17/09/2024	18:25	57.5		60.1	53.6
17/09/2024	18:30	57.0		59.5	53.3
17/09/2024	18:35	58.2		61.3	53.4
17/09/2024	18:40	58.3	58.4	61.0	53.3
17/09/2024	18:45	58.5		61.8	53.5
17/09/2024	18:50	59.1		62.3	53.0
17/09/2024	18:55	59.0		61.6	53.5
		Mean	61.0		
		Maximum	63.7		
		Minimum	58.1		

Date	Start Time	Leq (5mins)	Leq (30mins)	L10 (5mins)	L90 (5mins)
18/09/2024	7:00	57.6		60.4	53.9
18/09/2024	7:05	58.2		60.8	53.4
18/09/2024	7:10	59.2	58.1	63.0	53.3
18/09/2024	7:15	57.1		60.0	53.3
18/09/2024	7:20	57.6		60.7	53.7
18/09/2024	7:25	58.4		61.8	53.4
18/09/2024	7:30	58.9		61.7	53.7
18/09/2024	7:35	57.9		60.5	53.2
18/09/2024	7:40	58.7	58.3	61.1	53.9
18/09/2024	7:45	58.2		61.2	54.1
18/09/2024	7:50	57.7		60.8	53.5
18/09/2024	7:55	58.4		61.5	53.6
18/09/2024	8:00	57.4		60.0	53.1
18/09/2024	8:05	57.4		60.1	53.3
18/09/2024	8:10	59.0	58.5	61.8	53.4
18/09/2024	8:15	58.0		61.2	53.2
18/09/2024	8:20	60.4		64.7	53.3
18/09/2024	8:25	58.1		61.3	53.4
18/09/2024	8:30	61.4		64.7	53.6
18/09/2024	8:35	62.9		64.6	53.6
18/09/2024	8:40	58.9	60.9	61.7	53.3
18/09/2024	8:45	62.9		66.6	53.6
18/09/2024	8:50	58.7		61.7	52.9
18/09/2024	8:55	58.1		61.1	53.1
18/09/2024	9:00	58.7		61.1	54.1
18/09/2024	9:05	57.9		60.7	53.4
18/09/2024	9:10	58.3	58.3	62.0	53.5
18/09/2024	9:15	57.5		60.5	53.1
18/09/2024	9:20	58.1		61.2	53.0
18/09/2024	9:25	59.3		61.8	53.3
18/09/2024	9:30	58.6		61.8	53.5
18/09/2024	9:35	66.6		68.4	58.2
18/09/2024	9:40	59.8	61.8	63.1	53.4
18/09/2024	9:45	62.1		66.1	53.3
18/09/2024	9:50	56.7		59.8	52.8
18/09/2024	9:55	59.0		62.2	53.1
18/09/2024	10:00	58.6		61.8	53.1
18/09/2024	10:05	58.3		61.4	53.1
18/09/2024	10:10	57.6	58.2	60.8	52.5
18/09/2024	10:15	58.5		61.0	52.8
18/09/2024	10:20	58.1		60.9	53.0
18/09/2024	10:25	58.2		61.1	53.0
18/09/2024	10:30	58.0		60.9	53.4
18/09/2024	10:35	58.3		60.7	53.5
18/09/2024	10:40	60.6	58.9	62.6	53.6
18/09/2024	10:45	58.8		62.4	52.9
18/09/2024	10:50	59.0		63.2	52.8
18/09/2024	10:55	58.2		61.4	53.1
18/09/2024	11:00	57.0		59.6	52.7
18/09/2024	11:05	58.7		62.2	52.8
18/09/2024	11:10	59.2	58.6	61.7	53.1
18/09/2024	11:15	60.0		62.7	53.7
18/09/2024	11:20	59.6		63.1	52.9
18/09/2024	11:25	56.0		58.8	52.7
18/09/2024	11:30	57.9		61.7	53.0
18/09/2024	11:35	58.9		61.4	52.9
18/09/2024	11:40	57.9	59.1	60.5	52.5
18/09/2024	11:45	60.2		63.2	53.1
18/09/2024	11:50	58.7		61.7	53.0
18/09/2024	11:55	60.3		63.6	53.4
18/09/2024	12:00	58.5		61.1	52.8
18/09/2024	12:05	62.6		63.6	53.2
18/09/2024	12:10	57.7	59.6	60.3	53.2
18/09/2024	12:15	59.7		62.8	54.0
18/09/2024	12:20	58.8		62.1	53.6
18/09/2024	12:25	58.0		60.0	52.9
18/09/2024	12:30	58.0		60.9	53.0
18/09/2024	12:35	58.6		62.2	53.3
18/09/2024	12:40	58.3	58.5	61.1	53.0
18/09/2024	12:45	59.5		62.4	53.3
18/09/2024	12:50	57.8		60.8	53.3
18/09/2024	12:55	58.6		61.8	53.3
18/09/2024	13:00	56.8		60.2	52.7
18/09/2024	13:05	58.9		61.9	53.0
18/09/2024	13:10	58.4	58.2	61.7	53.1
18/09/2024	13:15	58.1		61.0	53.1
18/09/2024	13:20	58.0		61.3	53.2
18/09/2024	13:25	58.5		61.8	53.1
18/09/2024	13:30	59.6		62.4	53.8
18/09/2024	13:35	58.0		60.8	53.3
18/09/2024	13:40	58.1	58.6	61.0	53.3
18/09/2024	13:45	58.5		61.4	52.9
18/09/2024	13:50	58.1		61.0	52.7
18/09/2024	13:55	59.2		62.5	53.2
18/09/2024	14:00	57.4		60.0	52.7
18/09/2024	14:05	57.8		60.6	53.0
18/09/2024	14:10	58.0	57.9	60.5	53.5
18/09/2024	14:15	58.3		60.8	53.3
18/09/2024	14:20	58.2		61.2	53.1
18/09/2024	14:25	57.8		60.6	53.3
18/09/2024	14:30	58.0		61.4	53.2
18/09/2024	14:35	58.2		61.4	53.2
18/09/2024	14:40	58.3	58.5	61.4	53.2
18/09/2024	14:45	58.0		61.1	53.3
18/09/2024	14:50	58.7		61.6	53.1
18/09/2024	14:55	59.7		62.2	53.7
18/09/2024	15:00	58.0		61.2	53.3
18/09/2024	15:05	59.1		62.0	53.5
18/09/2024	15:10	58.3	58.8	60.9	53.5
18/09/2024	15:15	59.0		62.0	53.6
18/09/2024	15:20	59.3		62.2	53.5
18/09/2024	15:25	58.9		61.8	53.1
18/09/2024	15:30	58.6		62.0	53.1
18/09/2024	15:35	60.2		64.1	53.7
18/09/2024	15:40	58.5	58.8	61.3	53.0
18/09/2024	15:45	58.7		61.4	53.3
18/09/2024	15:50	57.4		64.7	53.5
18/09/2024	15:55	58.7		62.3	53.0
18/09/2024	16:00	59.1		62.1	53.6
18/09/2024	16:05	58.6		61.6	53.3
18/09/2024	16:10	58.9	58.9	61.7	54.1
18/09/2024	16:15	58.1		61.2	53.3
18/09/2024	16:20	59.3		62.6	53.8
18/09/2024	16:25	59.2		62.5	53.1
18/09/2024	16:30	58.9		61.4	53.8
18/09/2024	16:35	57.4		60.3	53.4
18/09/2024	16:40	58.5	58.9	60.8	53.2
18/09/2024	16:45	58.0		60.8	53.3
18/09/2024	16:50	61.2		64.3	53.3
18/09/2024	16:55	58.6		61.3	53.5
18/09/2024	17:00	58.9		62.4	53.7
18/09/2024	17:05	59.6		62.6	54.4
18/09/2024	17:10	58.5	59.0	61.4	53.4
18/09/2024	17:15	57.6		60.7	53.2
18/09/2024	17:20	59.6		63.0	53.3
18/09/2024	17:25	59.5		62.1	53.5
18/09/2024	17:30	58.6		61.5	53.1
18/09/2024	17:35	58.3		61.6	53.3
18/09/2024	17:40	57.7	58.4	60.7	53.0
18/09/2024	17:45	58.3		61.8	53.2
18/09/2024	17:50	57.5		60.5	53.1
18/09/2024	17:55	59.7		62.0	53.6
18/09/2024	18:00	59.5		63.2	53.4
18/09/2024	18:05	58.6		62.0	53.1
18/09/2024	18:10	58.4	58.7	59.5	53.1
18/09/2024	18:15	58.8		61.4	53.6
18/09/2024	18:20	59.0		62.4	53.6
18/09/2024	18:25	57.8		60.4	53.3
18/09/2024	18:30	58.4		61.2	53.4
18/09/2024	18:35	59.0		61.9	53.4
18/09/2024	18:40	58.5	58.1	61.3	53.6
18/09/2024	18:45	56.2		58.8	53.2
18/09/2024	18:50	58.5		61.0	53.8
18/09/2024	18:55	57.3		59.8	53.2
		Mean	58.8		
		Maximum	61.8		
		Minimum	57.9		

Station: CM25

Date	Start Time	Leq (5mins)	Leq (30mins)	L10 (5mins)	L90 (5mins)
19/09/2024	7:00	66.7		69.9	57.9
19/09/2024	7:05	67.7		72.0	59.2
19/09/2024	7:10	68.3	68.1	71.5	59.0
19/09/2024	7:15	68.4		71.9	59.5
19/09/2024	7:20	68.4		71.2	61.8
19/09/2024	7:25	69.0		72.4	61.7
19/09/2024	7:30	67.6		70.9	59.5
19/09/2024	7:35	63.2		66.3	58.1
19/09/2024	7:40	63.4	65.6	66.1	58.0
19/09/2024	7:45	68.8		69.4	58.7
19/09/2024	7:50	64.7		68.0	58.6
19/09/2024	7:55	61.3		64.6	55.3
19/09/2024	8:00	62.0		64.9	56.1
19/09/2024	8:05	61.7		64.7	55.2
19/09/2024	8:10	61.1	62.4	64.1	56.4
19/09/2024	8:15	63.2		66.7	57.9
19/09/2024	8:20	63.2		66.1	57.8
19/09/2024	8:25	63.0		65.4	58.6
19/09/2024	8:30	62.9		65.8	58.0
19/09/2024	8:35	62.5		65.3	56.2
19/09/2024	8:40	62.9	62.8	66.0	58.1
19/09/2024	8:45	63.2		66.2	58.4
19/09/2024	8:50	61.9		65.0	53.9
19/09/2024	8:55	63.4		66.3	57.3
19/09/2024	9:00	61.3		63.8	55.8
19/09/2024	9:05	61.9		64.8	55.0
19/09/2024	9:10	61.9	61.6	65.7	55.4
19/09/2024	9:15	61.4		64.6	55.8
19/09/2024	9:20	60.9		64.2	53.9
19/09/2024	9:25	62.0		65.3	54.4
19/09/2024	9:30	61.9		65.5	54.5
19/09/2024	9:35	63.3		66.2	54.6
19/09/2024	9:40	62.0	63.7	65.5	55.1
19/09/2024	9:45	65.2		67.1	56.8
19/09/2024	9:50	64.9		69.2	55.5
19/09/2024	9:55	64.0		66.9	58.4
19/09/2024	10:00	65.0		68.0	58.0
19/09/2024	10:05	63.4		66.4	58.7
19/09/2024	10:10	66.3	64.5	70.5	58.2
19/09/2024	10:15	65.8		69.8	59.2
19/09/2024	10:20	62.1		65.3	57.5
19/09/2024	10:25	62.4		65.8	57.6
19/09/2024	10:30	64.4		68.0	57.6
19/09/2024	10:35	64.6		67.8	58.9
19/09/2024	10:40	66.1	63.9	70.1	58.6
19/09/2024	10:45	62.8		66.0	58.3
19/09/2024	10:50	62.2		65.5	55.6
19/09/2024	10:55	61.8		65.3	55.1
19/09/2024	11:00	63.6		66.7	55.1
19/09/2024	11:05	63.8		67.2	54.5
19/09/2024	11:10	62.0	62.4	65.8	55.7
19/09/2024	11:15	61.1		63.9	55.2
19/09/2024	11:20	61.6		64.6	56.9
19/09/2024	11:31	61.8		64.7	55.6
19/09/2024	11:36	62.1		65.6	54.7
19/09/2024	11:41	61.8		64.5	54.9
19/09/2024	11:46	61.2	62.3	64.3	55.4
19/09/2024	11:51	64.4		68.0	55.5
19/09/2024	11:56	61.4		64.9	55.0
19/09/2024	12:01	62.0		65.3	55.1
19/09/2024	12:06	63.2		66.9	55.7
19/09/2024	12:11	62.2		65.9	54.8
19/09/2024	12:16	61.7	62.2	65.2	54.3
19/09/2024	12:21	61.8		65.4	54.0
19/09/2024	12:26	62.2		65.2	55.2
19/09/2024	12:31	61.9		64.9	55.1
19/09/2024	12:36	62.4		65.2	56.4
19/09/2024	12:41	62.3		65.3	57.3
19/09/2024	12:46	61.7	62.5	64.4	56.8
19/09/2024	12:51	62.4		65.2	55.7
19/09/2024	12:56	64.0		67.0	56.4
19/09/2024	13:01	62.1		65.3	56.3
19/09/2024	13:06	60.8		63.5	56.4
19/09/2024	13:11	64.6		67.1	56.9
19/09/2024	13:16	61.5	62.3	64.5	55.8
19/09/2024	13:21	62.3		65.4	56.1
19/09/2024	13:26	60.6		63.6	54.9
19/09/2024	13:31	62.7		65.7	56.6
19/09/2024	13:36	61.2		64.7	55.3
19/09/2024	13:41	62.7		65.9	56.5
19/09/2024	13:46	60.6	62.1	63.6	54.7
19/09/2024	13:51	63.0		66.0	56.6
19/09/2024	13:56	63.2		66.5	54.9
19/09/2024	14:01	61.5		65.2	55.4
19/09/2024	14:06	62.0		65.0	55.6
19/09/2024	14:11	62.7		65.5	55.0
19/09/2024	14:16	61.1	62.0	64.1	55.2
19/09/2024	14:21	61.7		65.5	55.3
19/09/2024	14:26	62.2		65.6	55.5
19/09/2024	14:31	62.0		65.8	54.8
19/09/2024	14:36	61.4		64.7	54.4
19/09/2024	14:41	61.9		64.9	55.0
19/09/2024	14:46	61.4	61.5	64.2	53.9
19/09/2024	14:51	61.5		64.2	55.8
19/09/2024	14:56	61.7		64.8	54.4
19/09/2024	15:01	60.8		63.9	54.9
19/09/2024	15:06	63.0		66.1	55.2
19/09/2024	15:11	61.8		65.2	54.6
19/09/2024	15:16	62.0	62.2	65.2	54.8
19/09/2024	15:21	63.1		66.8	55.5
19/09/2024	15:26	61.8		64.9	53.9
19/09/2024	15:31	61.0		64.0	53.9
19/09/2024	15:36	62.6		66.0	54.4
19/09/2024	15:41	61.6		64.9	54.0
19/09/2024	15:46	62.0	61.8	65.1	54.4
19/09/2024	15:51	60.6		64.0	54.1
19/09/2024	15:56	62.5		65.5	55.8
19/09/2024	16:01	61.0		64.5	54.6
19/09/2024	16:06	62.0		65.0	55.4
19/09/2024	16:11	61.9		64.9	56.6
19/09/2024	16:16	61.5	61.7	64.7	55.4
19/09/2024	16:21	60.1		62.9	53.7
19/09/2024	16:26	62.1		64.5	54.4
19/09/2024	16:31	62.0		64.8	55.1
19/09/2024	16:36	59.7		63.1	53.3
19/09/2024	16:41	61.4		64.4	54.7
19/09/2024	16:46	59.5	60.2	62.4	53.3
19/09/2024	16:51	59.7		63.1	53.4
19/09/2024	16:56	61.3		64.6	53.4
19/09/2024	17:01	58.9		62.1	53.5
19/09/2024	17:06	59.9		63.2	53.5
19/09/2024	17:11	61.5		65.1	53.6
19/09/2024	17:16	60.2	60.5	63.5	53.8
19/09/2024	17:21	60.4		63.9	53.5
19/09/2024	17:26	60.7		63.8	53.6
19/09/2024	17:31	59.9		62.9	54.4
19/09/2024	17:36	58.8		61.8	53.8
19/09/2024	17:41	60.4		63.3	53.8
19/09/2024	17:46	59.4	59.8	62.4	53.6
19/09/2024	17:51	61.0		64.3	53.7
19/09/2024	17:56	59.0		62.2	52.9
19/09/2024	18:01	59.8		63.0	53.9
19/09/2024	18:06	59.4		62.1	53.9
19/09/2024	18:11	57.9		60.2	53.6
19/09/2024	18:16	58.9	59.0	61.5	53.7
19/09/2024	18:21	58.4		61.5	53.3
19/09/2024	18:26	60.0		63.0	53.8
19/09/2024	18:31	59.3		62.5	53.1
19/09/2024	18:36	57.6		60.5	53.1
19/09/2024	18:41	59.8		63.3	53.4
19/09/2024	18:46	64.0		67.8	56.8
19/09/2024	18:51	62.0		65.0	55.2
19/09/2024	18:56	61.1		64.3	53.9
		Mean	62.4		
		Maximum	68.1		
		Minimum	59.0		

Date	Start Time	Leq (5mins)	Leq (30mins)	L10 (5mins)	L90 (5mins)
20/09/2024	7:01	61.5		64.5	56.2
20/09/2024	7:06	61.3		64.0	55.6
20/09/2024	7:11	60.8	61.6	64.3	54.1
20/09/2024	7:16	62.3		65.2	57.1
20/09/2024	7:21	62.4		65.4	54.9
20/09/2024	7:26	61.2		64.5	54.6
20/09/2024	7:31	63.3		66.3	56.1
20/09/2024	7:36	60.9		64.4	54.9
20/09/2024	7:41	63.1	62.7	66.1	56.7
20/09/2024	7:46	63.8		65.7	56.6
20/09/2024	7:51	62.4		65.2	56.7
20/09/2024	7:56	62.3		65.4	55.9
20/09/2024	8:01	61.2		64.5	54.8
20/09/2024	8:06	61.6		64.8	55.6
20/09/2024	8:11	61.6	61.8	64.8	55.0
20/09/2024	8:16	61.7		64.8	56.1
20/09/2024	8:21	61.6		64.8	54.9
20/09/2024	8:26	62.8		66.5	54.0
20/09/2024	8:31	62.6		65.9	55.9
20/09/2024	8:36	63.8		66.7	55.4
20/09/2024	8:41	63.1	62.9	66.2	55.6
20/09/2024	8:46	63.3		66.5	55.4
20/09/2024	8:51	61.2		64.0	54.6
20/09/2024	8:56	63.0		66.5	55.1
20/09/2024	9:01	60.2		63.3	53.5
20/09/2024	9:06	62.5		65.4	57.3
20/09/2024	9:11	61.9	62.0	64.6	57.0
20/09/2024	9:16	63.3		66.3	55.6
20/09/2024	9:21	62.1		65.4	55.4
20/09/2024	9:26	61.5		64.9	53.4
20/09/2024	9:31	61.7		64.7	54.4
20/09/2024	9:36	62.4		66.1	54.3
20/09/2024	9:41	62.1	61.9	66.1	54.6
20/09/2024	9:46	61.0		64.1	54.4
20/09/2024	9:51	61.4		64.4	54.3
20/09/2024	9:56	62.7		66.2	56.0
20/09/2024	10:01	63.1		66.2	56.5
20/09/2024	10:06	62.3		64.5	55.5
20/09/2024	10:11	61.4	62.4	64.4	55.6
20/09/2024	10:16	62.3		65.4	55.8
20/09/2024	10:21	62.3		65.6	55.3
20/09/2024	10:26	63.0		66.5	56.1
20/09/2024	10:31	62.5		65.9	55.5
20/09/2024	10:36	62.4		65.9	55.9
20/09/2024	10:41	63.1	62.3	65.4	56.2
20/09/2024	10:46	62.2		65.6	55.3
20/09/2024	10:51	61.1		64.4	54.0
20/09/2024	10:56	62.0		65.0	54.1
20/09/2024	11:01	62.9		66.4	56.4
20/09/2024	11:06	63.5		66.9	58.2
20/09/2024	11:11	63.4	62.3	66.5	57.0
20/09/2024	11:16	61.4		64.6	54.6
20/09/2024	11:21	61.5		64.7	55.2
20/09/2024	11:26	60.4		64.2	54.0
20/09/2024	11:31	61.3		64.7	53.6
20/09/2024	11:36	62.3		65.3	55.6
20/09/2024	11:41	62.2	61.9	65.6	55.4
20/09/2024	11:46	62.7		65.8	55.6
20/09/2024	11:51	62.0		65.2	55.2
20/09/2024	11:56	60.3		62.9	54.3
20/09/2024	12:01	62.1		65.2	56.4
20/09/2024	12:06	60.7		63.5	54.6
20/09/2024	12:11	62.0	62.1	65.0	54.3
20/09/2024	12:16	62.0		65.2	54.9
20/09/2024	12:21	62.8		65.4	55.1
20/09/2024	12:26	62.6		65.7	55.3
20/09/2024	12:31	61.5		65.0	54.4
20/09/2024	12:36	62.4		65.7	56.9
20/09/2024	12:41	61.6	61.9	64.1	56.5
20/09/2024	12:46	61.4		64.2	55.8
20/09/2024	12:51	62.5		65.8	56.4
20/09/2024	12:56	62.0		64.9	55.5
20/09/2024	13:01	66.4		66.5	55.4
20/09/2024	13:06	61.4		64.6	55.4
20/09/2024	13:11	61.8	63.3	64.9	55.3
20/09/2024	13:16	62.3		65.6	54.6
20/09/2024	13:21	63.5		66.3	57.3
20/09/2024	13:26	62.2		65.8	55.0
20/09/2024	13:31	62.3		65.3	56.9
20/09/2024	13:36	63.6		66.4	56.3
20/09/2024	13:41	61.8	62.2	64.6	55.6
20/09/2024	13:46	61.7		65.0	55.3
20/09/2024	13:51	61.1		64.5	55.6
20/09/2024	13:56	62.2		65.6	55.1
20/09/2024	14:01	62.2		65.4	55.0
20/09/2024	14:06	60.9		64.1	55.4
20/09/2024	14:11	60.9	64.8	64.1	53.7
20/09/2024	14:16	69.6		71.6	56.2
20/09/2024	14:21	65.0		69.3	57.2
20/09/2024	14:26	62.2		64.7	57.0
20/09/2024	14:31	60.5		63.1	56.4
20/09/2024	14:36	64.4		67.1	57.4
20/09/2024	14:41	61.6	62.2	64.9	56.0
20/09/2024	14:46	62.7		65.2	56.1
20/09/2024	14:51	61.5		64.6	56.0
20/09/2024	14:56	61.3		64.3	55.2
20/09/2024	15:01	61.3		64.4	55.3
20/09/2024	15:06	62.1		64.6	56.7
20/09/2024	15:11	61.4	62.2	65.0	54.6
20/09/2024	15:16	62.6		65.8	55.5
20/09/2024	15:21	62.0		64.8	55.3
20/09/2024	15:26	63.3		67.0	56.2
20/09/2024	15:31	62.1		65.3	54.8
20/09/2024	15:36	62.1		65.4	56.7
20/09/2024	15:41	62.4	62.2	64.9	58.3
20/09/2024	15:46	62.1		65.2	56.2
20/09/2024	15:51	62.2		64.9	55.2
20/09/2024	15:56	62.0		64.5	56.0
20/09/2024	16:01	61.8		64.2	56.3
20/09/2024	16:06	61.7		64.3	56.4
20/09/2024	16:11	61.5	61.5	64.9	55.3
20/09/2024	16:16	61.3		64.9	55.8
20/09/2024	16:21	62.0		65.2	55.8
20/09/2024	16:26	60.8		64.3	54.8
20/09/2024	16:31	60.6		63.8	54.8
20/09/2024	16:36	59.8		62.6	54.6
20/09/2024	16:41	60.1	60.3	63.2	54.7
20/09/2024	16:46	60.9		64.5	54.7
20/09/2024	16:51	60.8		64.5	54.7
20/09/2024	16:56	59.7		62.5	54.6
20/09/2024	17:01	62.0		65.1	55.9
20/09/2024	17:06	59.8		63.3	54.3
20/09/2024	17:11	61.9	61.2	64.9	55.0
20/09/2024	17:16	60.9		64.0	56.3
20/09/2024	17:21	60.2		62.9	55.1
20/09/2024	17:26	61.9		65.4	55.5
20/09/2024	17:31	66.4		70.1	57.2
20/09/2024	17:36	63.2		66.3	56.7
20/09/2024	17:41	60.5	62.5	62.7	55.8
20/09/2024	17:46	61.6		64.9	55.6
20/09/2024	17:51	59.9		63.1	54.4
20/09/2024	17:56	58.9		61.2	53.9
20/09/2024	18:01	60.4		63.9	54.3
20/09/2024	18:06	59.6		62.6	55.1
20/09/2024	18:11	60.5	60.5	63.8	54.7
20/09/2024	18:16	61.5		64.7	55.4
20/09/2024	18:21	59.6		62.2	56.4
20/09/2024	18:26	61.1		64.1	56.5
20/09/2024	18:31	60.8		64.1	55.6
20/09/2024	18:36	61.0		63.6	55.7
20/09/2024	18:41	61.2	60.4	64.4	55.9
20/09/2024	18:46	60.1		63.6	55.0
20/09/2024	18:51	60.5		64.1	54.2
20/09/2024	18:56	58.4		60.9	53.8
		Mean	62.1		
		Maximum	64.8		
		Minimum	60.3		

Station: CM25

Date	Start Time	Leq (5mins)	Leq (30mins)	L10 (5mins)	L90 (5mins)
21/09/2024	7:01	61.0		64.3	55.1
21/09/2024	7:06	62.4		65.6	55.1
21/09/2024	7:11	61.3	61.9	64.3	55.2
21/09/2024	7:16	63.0		65.1	57.3
21/09/2024	7:21	61.6		64.8	55.1
21/09/2024	7:26	61.9		65.2	55.6
21/09/2024	7:31	61.2		64.3	55.5
21/09/2024	7:36	62.6		65.6	55.8
21/09/2024	7:41	63.7	62.5	67.9	55.6
21/09/2024	7:46	62.9		66.2	57.2
21/09/2024	7:51	61.6		64.9	55.2
21/09/2024	7:56	62.6		65.4	57.1
21/09/2024	8:01	62.9		65.9	57.0
21/09/2024	8:06	63.6		67.0	56.9
21/09/2024	8:11	61.7	63.0	64.6	55.1
21/09/2024	8:16	62.7		65.9	55.8
21/09/2024	8:21	62.2		65.3	56.2
21/09/2024	8:26	64.2		66.6	56.5
21/09/2024	8:31	62.8		65.7	56.8
21/09/2024	8:36	66.5		69.2	58.6
21/09/2024	8:41	68.5	66.3	69.6	66.3
21/09/2024	8:46	67.9		69.7	61.2
21/09/2024	8:51	63.0		65.9	57.8
21/09/2024	8:56	65.7		68.8	59.8
21/09/2024	9:01	64.9		67.6	61.1
21/09/2024	9:06	64.0		67.2	59.2
21/09/2024	9:11	63.1	63.4	66.6	57.2
21/09/2024	9:16	61.9		65.3	55.7
21/09/2024	9:21	63.2		66.3	57.3
21/09/2024	9:26	62.8		66.0	56.9
21/09/2024	9:31	62.0		65.6	56.7
21/09/2024	9:36	62.4		65.5	56.3
21/09/2024	9:41	62.5	62.6	65.6	55.9
21/09/2024	9:46	63.0		66.3	55.8
21/09/2024	9:51	61.9		65.3	55.7
21/09/2024	9:56	63.4		66.1	57.6
21/09/2024	10:01	63.7		67.2	57.3
21/09/2024	10:06	63.6		66.8	56.3
21/09/2024	10:11	63.9	64.3	66.9	56.7
21/09/2024	10:16	66.1		67.9	61.3
21/09/2024	10:21	64.1		67.2	58.0
21/09/2024	10:26	64.1		66.8	58.8
21/09/2024	10:31	62.5		65.8	56.5
21/09/2024	10:36	65.1		67.0	56.9
21/09/2024	10:41	64.2	65.3	67.1	59.5
21/09/2024	10:46	62.7		66.3	55.3
21/09/2024	10:51	65.2		67.3	58.3
21/09/2024	10:56	68.8		72.8	57.1
21/09/2024	11:01	69.5		76.1	57.5
21/09/2024	11:06	66.6		69.3	60.8
21/09/2024	11:11	64.5	66.0	67.0	59.3
21/09/2024	11:16	63.8		66.9	58.1
21/09/2024	11:21	64.5		67.8	57.1
21/09/2024	11:26	64.1		67.2	56.7
21/09/2024	11:31	62.3		65.3	57.4
21/09/2024	11:36	63.4		66.8	56.9
21/09/2024	11:41	63.2	64.5	66.9	57.1
21/09/2024	11:46	64.7		66.8	58.7
21/09/2024	11:51	66.8		69.6	61.7
21/09/2024	11:56	64.9		67.5	59.9
21/09/2024	12:01	65.6		69.1	59.7
21/09/2024	12:06	63.3		65.9	57.5
21/09/2024	12:11	64.3	64.1	67.5	57.3
21/09/2024	12:16	64.0		67.2	57.6
21/09/2024	12:21	63.8		66.5	58.9
21/09/2024	12:26	62.8		66.4	56.2
21/09/2024	12:31	62.9		66.3	56.3
21/09/2024	12:36	63.1		66.8	56.5
21/09/2024	12:41	62.6	62.7	66.0	55.9
21/09/2024	12:46	61.4		64.6	56.0
21/09/2024	12:51	63.1		66.2	57.5
21/09/2024	12:56	62.6		65.5	56.4
21/09/2024	13:01	61.0		64.7	54.8
21/09/2024	13:06	63.1		66.2	57.2
21/09/2024	13:11	61.9	62.3	65.3	54.7
21/09/2024	13:16	61.4		64.0	55.5
21/09/2024	13:21	62.7		66.2	56.2
21/09/2024	13:26	63.2		66.4	56.5
21/09/2024	13:31	60.2		63.1	55.2
21/09/2024	13:36	62.2		65.3	55.6
21/09/2024	13:41	63.2	61.6	67.1	55.5
21/09/2024	13:46	59.2		62.0	54.8
21/09/2024	13:51	61.8		64.8	55.9
21/09/2024	13:56	62.1		65.1	55.9
21/09/2024	14:01	61.2		64.4	55.3
21/09/2024	14:06	61.0		63.5	56.6
21/09/2024	14:11	61.8	61.9	64.6	56.1
21/09/2024	14:16	62.2		65.1	56.0
21/09/2024	14:21	61.9		64.9	56.3
21/09/2024	14:26	62.8		66.2	55.9
21/09/2024	14:31	62.2		65.1	55.8
21/09/2024	14:36	62.3		65.3	55.3
21/09/2024	14:41	63.1	62.7	66.1	56.0
21/09/2024	14:46	62.3		65.4	56.2
21/09/2024	14:51	63.5		66.5	56.3
21/09/2024	14:56	62.6		66.0	55.7
21/09/2024	15:01	61.2		64.4	55.8
21/09/2024	15:06	61.2		63.9	55.2
21/09/2024	15:11	61.5	62.1	64.9	55.2
21/09/2024	15:16	60.6		63.3	55.7
21/09/2024	15:21	63.8		66.4	56.2
21/09/2024	15:26	63.3		66.0	56.9
21/09/2024	15:31	63.2		66.4	56.6
21/09/2024	15:36	62.7		65.3	57.9
21/09/2024	15:41	63.3	63.1	66.5	57.4
21/09/2024	15:46	63.7		66.8	56.5
21/09/2024	15:51	62.9		66.4	56.3
21/09/2024	15:56	62.9		66.1	56.1
21/09/2024	16:01	61.3		64.9	55.3
21/09/2024	16:06	61.9		65.2	55.0
21/09/2024	16:11	63.0	61.6	65.2	57.5
21/09/2024	16:16	62.3		65.4	55.0
21/09/2024	16:21	59.6		62.5	54.3
21/09/2024	16:26	61.0		64.6	54.8
21/09/2024	16:31	61.4		64.1	55.4
21/09/2024	16:36	61.8		65.2	55.4
21/09/2024	16:41	59.8	60.8	63.4	55.1
21/09/2024	16:46	60.6		63.7	54.5
21/09/2024	16:51	60.9		64.0	55.0
21/09/2024	16:56	59.7		62.8	54.7
21/09/2024	17:01	61.2		64.4	54.2
21/09/2024	17:06	60.3		63.2	54.2
21/09/2024	17:11	58.4	60.4	61.4	54.0
21/09/2024	17:16	60.0		63.5	53.7
21/09/2024	17:21	60.4		63.0	54.4
21/09/2024	17:26	61.4		64.5	57.1
21/09/2024	17:31	59.7		62.4	54.0
21/09/2024	17:36	58.2		60.8	54.0
21/09/2024	17:41	59.9	59.5	63.2	54.3
21/09/2024	17:46	60.0		63.3	54.2
21/09/2024	17:51	58.5		61.3	54.2
21/09/2024	17:56	60.2		62.7	54.1
21/09/2024	18:01	57.9		60.6	53.8
21/09/2024	18:06	57.5		61.2	53.4
21/09/2024	18:11	58.5	58.5	62.0	53.6
21/09/2024	18:16	59.8		62.8	54.9
21/09/2024	18:21	57.2		60.0	53.9
21/09/2024	18:26	59.6		62.4	53.7
21/09/2024	18:31	59.4		62.6	53.7
21/09/2024	18:36	57.1		59.7	53.6
21/09/2024	18:41	61.4	59.2	64.5	55.5
21/09/2024	18:46	57.3		59.7	54.1
21/09/2024	18:51	59.8		62.5	54.6
21/09/2024	18:56	58.9		61.7	54.5
		Mean	62.5		
		Maximum	66.3		
		Minimum	58.5		

Date	Start Time	Leq (5mins)	Leq (30mins)	L10 (5mins)	L90 (5mins)
22/09/2024	7:01	59.5		61.7	53.9
22/09/2024	7:06	58.4		61.1	54.3
22/09/2024	7:11	58.5	58.9	61.7	53.7
22/09/2024	7:16	58.0		60.8	53.7
22/09/2024	7:21	58.8		61.8	53.9
22/09/2024	7:26	59.9		63.2	53.9
22/09/2024	7:31	58.5		61.0	53.8
22/09/2024	7:36	59.1		62.3	53.9
22/09/2024	7:41	59.7	59.3	63.7	53.5
22/09/2024	7:46	59.1		62.3	53.8
22/09/2024	7:51	59.5		62.6	54.4
22/09/2024	7:56	59.7		63.0	54.8
22/09/2024	8:01	58.6		61.5	54.3
22/09/2024	8:06	60.6		64.4	54.2
22/09/2024	8:11	62.7	60.3	66.2	55.2
22/09/2024	8:16	59.6		63.2	54.2
22/09/2024	8:21	59.8		62.5	54.7
22/09/2024	8:26	59.3		62.9	54.0
22/09/2024	8:31	60.8		64.5	54.5
22/09/2024	8:36	58.6		62.0	53.9
22/09/2024	8:41	59.7	59.8	62.9	54.6
22/09/2024	8:46	60.0		63.2	54.6
22/09/2024	8:51	60.6		63.7	54.8
22/09/2024	8:56	58.8		61.6	54.3
22/09/2024	9:01	58.5		61.4	54.4
22/09/2024	9:06	60.6		64.0	54.2
22/09/2024	9:11	61.9	60.2	64.5	54.5
22/09/2024	9:16	60.4		63.0	53.7
22/09/2024	9:21	58.2		61.2	54.0
22/09/2024	9:26	60.3		63.1	54.7
22/09/2024	9:31	59.2		62.1	54.5
22/09/2024	9:36	58.8		61.7	54.6
22/09/2024	9:41	60.3	60.4	62.9	54.2
22/09/2024	9:46	61.8		65.1	55.0
22/09/2024	9:51	60.4		62.9	54.9
22/09/2024	9:56	61.0		64.5	54.9
22/09/2024	10:01	59.1		62.4	54.1
22/09/2024	10:06	60.0		62.4	54.5
22/09/2024	10:11	59.6	60.0	62.9	55.0
22/09/2024	10:16	58.9		61.8	54.2
22/09/2024	10:21	59.8		62.8	53.8
22/09/2024	10:26	62.0		64.8	54.3
22/09/2024	10:31	59.6		62.5	54.5
22/09/2024	10:36	60.8		63.4	54.5
22/09/2024	10:41	60.3	60.6	63.3	54.4
22/09/2024	10:46	60.8		63.8	54.5
22/09/2024	10:51	61.6		64.0	55.7
22/09/2024	10:56	60.1		62.7	54.5
22/09/2024	11:01	66.7		69.5	54.6
22/09/2024	11:06	67.0		71.9	59.9
22/09/2024	11:11	60.5	63.6	63.1	55.5
22/09/2024	11:16	60.7		62.7	54.5
22/09/2024	11:21	59.8		62.5	55.8
22/09/2024	11:26	59.4		62.4	54.7
22/09/2024	11:31	58.8		61.8	54.0
22/09/2024	11:36	66.9		68.8	55.8
22/09/2024	11:41	68.2	64.3	70.5	60.2
22/09/2024	11:46	61.1		62.7	55.5
22/09/2024	11:51	62.5		65.3	56.7
22/09/2024	11:56	59.3		62.3	54.6
22/09/2024	12:01	62.1		63.8	58.6
22/09/2024	12:06	58.1		61.1	54.0
22/09/2024	12:11	59.1	60.1	62.4	54.2
22/09/2024	12:16	61.0		63.7	54.1
22/09/2024	12:21	59.4		62.0	54.7
22/09/2024	12:26	59.8		62.4	54.3
22/09/2024	12:31	60.2		63.0	54.6
22/09/2024	12:36	60.2		63.8	54.5
22/09/2024	12:41	59.5	61.0	62.1	55.2
22/09/2024	12:46	60.0		62.8	56.0
22/09/2024	12:51	62.3		64.8	57.9
22/09/2024	12:56	62.6		65.1	58.5
22/09/2024	13:01	62.9		65.3	59.6
22/09/2024	13:06	62.8		65.0	60.2
22/09/2024	13:11	64.1	63.1	66.5	60.2
22/09/2024	13:16	61.7		64.6	57.7
22/09/2024	13:21	62.9		64.5	58.9
22/09/2024	13:26	63.9		66.4	60.0
22/09/2024	13:31	63.9		66.8	58.3
22/09/2024	13:36	62.6		65.4	58.9
22/09/2024	13:41	63.5	62.9	66.5	59.0
22/09/2024	13:46	62.0		64.2	58.2
22/09/2024	13:51	62.0		64.6	57.9
22/09/2024	13:56	63.3		65.7	59.6
22/09/2024	14:01	62.7		64.9	59.5
22/09/2024	14:06	63.1		65.7	58.9
22/09/2024	14:11	63.4	61.9	66.5	58.2
22/09/2024	14:16	61.8		64.4	58.1
22/09/2024	14:21	59.8		62.9	53.7
22/09/2024	14:26	58.3		61.7	52.5
22/09/2024	14:31	61.6		64.5	56.1
22/09/2024	14:36	61.1		64.3	55.0
22/09/2024	14:41	61.4	61.0	64.6	55.3
22/09/2024	14:46	60.6		64.7	52.8
22/09/2024	14:51	60.0		63.0	54.5
22/09/2024	14:56	60.9		63.3	56.5
22/09/2024	15:01	59.8		63.6	53.5
22/09/2024	15:06	60.6		64.2	52.3
22/09/2024	15:11	58.6	60.1	62.1	51.3
22/09/2024	15:16	60.7		63.8	54.9
22/09/2024	15:21	59.9		63.5	51.8
22/09/2024	15:26	60.5		62.9	55.4
22/09/2024	15:31	59.8		63.3	52.6
22/09/2024	15:36	59.9		62.8	54.8
22/09/2024	15:41	59.9	60.4	63.2	53.5
22/09/2024	15:46	61.9		65.1	54.9
22/09/2024	15:51	60.3		63.7	51.9
22/09/2024	15:56	60.5		64.1	52.1
22/09/2024	16:01	61.1		63.9	52.3
22/09/2024	16:06	61.0		64.0	54.8
22/09/2024	16:11	60.0	60.1	63.3	53.7
22/09/2024	16:16	59.6		62.4	52.3
22/09/2024	16:21	59.6		63.0	52.2
22/09/2024	16:26	59.0		63.0	50.6
22/09/2024	16:31	60.1		64.2	51.3
22/09/2024	16:36	59.2		62.7	51.4
22/09/2024	16:41	60.0	59.6	63.2	54.1
22/09/2024	16:46	60.2		64.0	50.4
22/09/2024	16:51	59.7		62.6	54.3
22/09/2024	16:56	58.2		61.1	51.2
22/09/2024	17:01	58.5		61.4	54.1
22/09/2024	17:06	57.2		60.0	50.8
22/09/2024	17:11	58.6	58.5	61.9	54.4
22/09/2024	17:16	58.7		61.3	50.6
22/09/2024	17:21	59.1		62.4	53.9
22/09/2024	17:26	58.5		61.8	52.2
22/09/2024	17:31	59.5		62.9	53.2
22/09/2024	17:36	58.3		61.1	54.3
22/09/2024	17:41	58.4	58.6	61.9	50.4
22/09/2024	17:46	58.8		62.5	50.3
22/09/2024	17:51	58.1		61.2	51.2
22/09/2024	17:56	58.4		62.4	50.8
22/09/2024	18:01	58.1		61.9	50.4
22/09/2024	18:06	59.8		63.5	50.2
22/09/2024	18:11	58.4	58.9	62.1	50.0
22/09/2024	18:16	58.5		62.0	51.7
22/09/2024	18:21	60.0		63.5	51.9
22/09/2024	18:26	58.3		62.2	50.7
22/09/2024	18:31	59.8		63.5	51.2
22/09/2024	18:36	58.5		62.3	50.5
22/09/2024	18:41	60.1	60.0	62.7	52.1
22/09/2024	18:46	60.2		63.0	52.9
22/09/2024	18:51	59.3		62.9	50.9
22/09/2024	18:56	61.3		64.9	51.8
		Mean	60.6		
		Maximum	64.3		
		Minimum	58.5		

Station: CM25

Date	Start Time	Leq (5mins)	Leq (30mins)	L10 (5mins)	L90 (5mins)
23/09/2024	7:01	56.2	56.2	57.7	42.7
23/09/2024	7:06	56.2		57.6	42.5
23/09/2024	7:11	56.7		58.4	42.9
23/09/2024	7:16	56.0		57.4	42.0
23/09/2024	7:21	55.7		56.6	42.2
23/09/2024	7:26	56.5		58.9	41.0
23/09/2024	7:31	57.0	56.2	58.3	43.5
23/09/2024	7:36	56.7		58.3	42.4
23/09/2024	7:41	56.3		58.1	42.2
23/09/2024	7:46	55.2		56.7	40.2
23/09/2024	7:51	56.3		58.0	42.3
23/09/2024	7:56	55.2		56.1	41.4
23/09/2024	8:01	57.6	57.0	59.8	42.4
23/09/2024	8:06	54.7		55.7	41.1
23/09/2024	8:11	59.3		61.1	41.5
23/09/2024	8:16	57.4		59.6	43.1
23/09/2024	8:21	55.8		57.5	41.6
23/09/2024	8:26	55.4		56.9	41.6
23/09/2024	8:31	55.0	54.9	57.1	40.9
23/09/2024	8:36	56.6		58.0	41.9
23/09/2024	8:41	54.6		56.5	41.0
23/09/2024	8:46	54.2		54.8	41.5
23/09/2024	8:51	54.3		56.1	39.8
23/09/2024	8:56	54.3		55.1	41.4
23/09/2024	9:01	53.9	54.0	56.0	40.0
23/09/2024	9:06	54.1		55.1	41.1
23/09/2024	9:11	54.0		56.0	39.4
23/09/2024	9:16	54.1		54.9	41.0
23/09/2024	9:21	53.5		54.7	40.0
23/09/2024	9:26	54.1		54.9	41.1
23/09/2024	9:31	53.6	54.1	55.2	39.6
23/09/2024	9:36	54.1		55.0	41.3
23/09/2024	9:41	53.3		54.3	39.9
23/09/2024	9:46	55.0		57.0	41.3
23/09/2024	9:51	54.5		55.7	40.4
23/09/2024	9:56	54.1		54.8	41.0
23/09/2024	10:01	54.4	54.6	55.6	40.6
23/09/2024	10:06	54.3		55.6	40.9
23/09/2024	10:11	56.1		56.3	41.2
23/09/2024	10:16	54.1		54.8	41.0
23/09/2024	10:21	54.3		55.4	41.0
23/09/2024	10:26	53.7		54.7	40.2
23/09/2024	10:31	55.8	60.4	57.6	41.3
23/09/2024	10:36	59.2		60.9	57.0
23/09/2024	10:41	59.0		61.2	57.0
23/09/2024	10:46	59.7		61.7	57.4
23/09/2024	10:51	62.7		67.5	57.6
23/09/2024	10:56	62.6		65.0	59.1
23/09/2024	11:01	60.4	62.9	62.0	58.2
23/09/2024	11:06	59.6		61.0	57.7
23/09/2024	11:11	62.1		64.9	58.9
23/09/2024	11:16	64.9		68.7	58.1
23/09/2024	11:21	64.8		68.2	59.4
23/09/2024	11:26	63.0		66.3	58.9
23/09/2024	11:31	62.9	62.5	65.4	58.6
23/09/2024	11:36	63.0		65.7	57.8
23/09/2024	11:41	62.8		65.4	58.8
23/09/2024	11:46	62.4		64.9	58.7
23/09/2024	11:51	61.5		63.6	58.7
23/09/2024	11:56	62.0		64.8	58.3
23/09/2024	12:01	61.9	60.8	64.5	57.5
23/09/2024	12:06	62.6		65.1	58.4
23/09/2024	12:11	60.5		62.9	56.9
23/09/2024	12:16	61.4		64.0	57.7
23/09/2024	12:21	59.4		61.9	55.7
23/09/2024	12:26	56.9		58.8	54.5
23/09/2024	12:31	56.6	57.4	58.9	54.2
23/09/2024	12:36	57.0		59.1	54.1
23/09/2024	12:41	56.9		59.0	54.0
23/09/2024	12:46	56.1		58.6	53.5
23/09/2024	12:51	56.9		59.2	53.9
23/09/2024	12:56	59.9		62.0	56.6
23/09/2024	13:01	62.6	60.6	64.5	59.8
23/09/2024	13:06	59.2		61.1	56.6
23/09/2024	13:11	58.0		60.8	55.7
23/09/2024	13:16	57.8		59.2	56.2
23/09/2024	13:21	62.7		63.8	56.7
23/09/2024	13:26	60.4		62.3	57.6
23/09/2024	13:31	62.0	62.4	64.5	58.4
23/09/2024	13:36	61.6		63.9	59.0
23/09/2024	13:41	62.6		65.6	58.0
23/09/2024	13:46	64.1		64.2	58.8
23/09/2024	13:51	62.8		64.4	58.3
23/09/2024	13:56	60.1		62.3	57.4
23/09/2024	14:01	59.1	63.3	60.6	57.5
23/09/2024	14:06	64.2		66.3	58.4
23/09/2024	14:11	63.7		66.0	59.8
23/09/2024	14:16	63.9		64.2	59.4
23/09/2024	14:21	64.4		64.7	60.3
23/09/2024	14:26	62.5		64.1	58.9
23/09/2024	14:31	61.6	64.2	63.8	58.7
23/09/2024	14:36	62.9		64.8	60.3
23/09/2024	14:41	63.4		65.7	60.3
23/09/2024	14:46	64.9		66.6	62.2
23/09/2024	14:51	64.7		67.3	61.1
23/09/2024	14:56	66.2		67.8	62.9
23/09/2024	15:01	64.3	63.3	66.5	60.6
23/09/2024	15:06	62.5		64.9	59.4
23/09/2024	15:11	63.2		65.5	59.8
23/09/2024	15:16	62.8		65.5	59.0
23/09/2024	15:21	62.6		64.7	59.7
23/09/2024	15:26	64.3		66.1	59.2
23/09/2024	15:31	63.3	63.0	65.6	59.7
23/09/2024	15:36	61.4		63.2	59.6
23/09/2024	15:41	63.0		65.4	59.3
23/09/2024	15:46	63.8		65.7	60.5
23/09/2024	15:51	63.1		64.6	60.5
23/09/2024	15:56	63.2		64.3	61.3
23/09/2024	16:01	62.8	61.1	64.7	60.7
23/09/2024	16:06	62.7		64.0	60.4
23/09/2024	16:11	60.6		62.5	58.5
23/09/2024	16:16	60.2		62.0	58.0
23/09/2024	16:21	60.0		62.3	57.0
23/09/2024	16:26	59.3		61.6	56.9
23/09/2024	16:31	64.1	60.9	65.9	59.7
23/09/2024	16:36	59.9		61.5	58.0
23/09/2024	16:41	58.6		60.5	56.7
23/09/2024	16:46	59.1		60.5	56.6
23/09/2024	16:51	60.7		63.1	56.3
23/09/2024	16:56	60.3		60.4	55.7
23/09/2024	17:01	59.3	59.8	61.3	56.5
23/09/2024	17:06	60.0		61.5	57.0
23/09/2024	17:11	59.0		61.1	56.5
23/09/2024	17:16	60.1		62.1	58.0
23/09/2024	17:21	60.0		61.2	58.6
23/09/2024	17:26	60.1		61.6	58.7
23/09/2024	17:31	59.7	60.3	61.1	57.8
23/09/2024	17:36	60.2		61.6	58.2
23/09/2024	17:41	59.6		61.3	57.3
23/09/2024	17:46	58.0		60.4	56.1
23/09/2024	17:51	63.3		64.4	56.9
23/09/2024	17:56	58.8		60.8	55.8
23/09/2024	18:01	57.5	58.9	59.3	55.3
23/09/2024	18:06	61.1		65.0	54.8
23/09/2024	18:11	56.8		58.0	55.4
23/09/2024	18:16	57.1		58.5	55.4
23/09/2024	18:21	59.5		61.4	56.4
23/09/2024	18:26	59.8		61.4	55.3
23/09/2024	18:31	59.7	60.0	61.4	57.2
23/09/2024	18:36	60.1		62.4	56.2
23/09/2024	18:41	61.7		64.8	57.6
23/09/2024	18:46	59.8		61.9	57.1
23/09/2024	18:51	59.2		62.4	55.9
23/09/2024	18:56	58.9		61.5	55.3
		Mean	59.5		
		Maximum	64.2		
		Minimum	54.0		

Date	Start Time	Leq (5mins)	Leq (30mins)	L10 (5mins)	L90 (5mins)
24/09/2024	7:01	60.2	59.8	64.3	53.5
24/09/2024	7:06	59.4		63.7	52.1
24/09/2024	7:11	59.3		63.5	52.1
24/09/2024	7:16	61.1		65.8	53.9
24/09/2024	7:21	59.3		64.3	51.5
24/09/2024	7:26	58.9		62.6	52.3
24/09/2024	7:31	62.6	64.4	67.3	53.4
24/09/2024	7:36	65.9		67.9	54.5
24/09/2024	7:41	67.7		71.1	55.3
24/09/2024	7:46	61.3		66.4	53.1
24/09/2024	7:51	62.1		66.7	54.4
24/09/2024	7:56	62.5		66.8	54.7
24/09/2024	8:01	62.1	65.3	67.1	52.6
24/09/2024	8:06	63.9		67.2	52.5
24/09/2024	8:11	65.1		71.2	53.5
24/09/2024	8:16	68.5		74.4	53.9
24/09/2024	8:21	65.1		69.2	54.9
24/09/2024	8:26	64.0		69.1	54.8
24/09/2024	8:31	64.9	63.4	67.4	54.6
24/09/2024	8:36	61.7		65.9	55.0
24/09/2024	8:41	65.2		70.7	56.8
24/09/2024	8:46	63.0		67.3	56.0
24/09/2024	8:51	61.9		65.3	56.1
24/09/2024	8:56	62.5		66.8	55.8
24/09/2024	9:01	62.8	69.1	66.0	56.9
24/09/2024	9:06	75.6		76.4	57.2
24/09/2024	9:11	62.3		66.0	56.2
24/09/2024	9:16	62.1		65.1	56.9
24/09/2024	9:21	65.0		68.3	57.5
24/09/2024	9:26	65.6		68.8	59.4
24/09/2024	9:31	67.3	66.7	71.8	59.6
24/09/2024	9:36	65.8		68.8	60.4
24/09/2024	9:41	66.0		68.9	60.7
24/09/2024	9:46	66.6		69.7	60.8
24/09/2024	9:51	65.1		68.6	59.0
24/09/2024	9:56	68.7		69.5	59.6
24/09/2024	10:01	64.3	66.2	67.6	57.8
24/09/2024	10:06	64.9		69.5	57.6
24/09/2024	10:11	66.7		70.5	58.5
24/09/2024	10:16	67.7		72.4	58.5
24/09/2024	10:21	64.9		69.0	57.4
24/09/2024	10:26	67.6		71.5	58.4
24/09/2024	10:31	65.2	67.2	69.2	56.8
24/09/2024	10:36	72.3		75.8	56.8
24/09/2024	10:41	61.3		71.8	56.9
24/09/2024	10:46	64.0		67.5	58.5
24/09/2024	10:51	66.3		69.2	60.2
24/09/2024	10:56	65.0		69.2	57.8
24/09/2024	11:01	63.9	64.7	67.2	58.5
24/09/2024	11:06	64.5		68.4	58.3
24/09/2024	11:11	64.8		69.3	58.2
24/09/2024	11:16	67.2		70.0	62.4
24/09/2024	11:21	63.8		67.5	58.2
24/09/2024	11:26	62.8		66.2	57.2
24/09/2024	11:31	64.3	65.0	68.5	58.1
24/09/2024	11:36	67.3		70.2	62.5
24/09/2024	11:41	64.8		69.4	58.3
24/09/2024	11:46	61.9		65.3	56.8
24/09/2024	11:51	63.6		68.3	56.5
24/09/2024	11:56	66.0		68.9	58.0
24/09/2024	12:01	62.3	65.2	65.3	57.3
24/09/2024	12:06	61.5		64.7	56.5
24/09/2024	12:11	61.2		64.2	56.2
24/09/2024	12:16	64.4		68.8	56.5
24/09/2024	12:21	69.2		72.5	63.7
24/09/2024	12:26	66.4		70.4	59.4
24/09/2024	12:31	62.4	63.7	65.7	57.0
24/09/2024	12:36	61.6		64.4	56.8
24/09/2024	12:41	63.7		68.3	57.4
24/09/2024	12:46	66.4		68.9	62.2
24/09/2024	12:51	62.6		65.6	57.5
24/09/2024	12:56	63.5		67.0	58.0
24/09/2024	13:01	63.5	64.1	67.3	57.5
24/09/2024	13:06	63.2		66.5	57.9
24/09/2024	13:11	66.7		69.2	62.3
24/09/2024	13:16	63.3		68.5	57.5
24/09/2024	13:21	62.9		65.7	57.9
24/09/2024	13:26	63.9		68.5	58.0
24/09/2024	13:31	69.7	70.0	73.6	63.1
24/09/2024	13:36	74.5		80.2	60.2
24/09/2024	13:41	71.0		78.2	58.3
24/09/2024	13:46	64.2		67.5	58.8
24/09/2024	13:51	64.6		68.2	58.9
24/09/2024	13:56	66.5		69.6	59.2
24/09/2024	14:01	66.6	66.0	70.0	58.8
24/09/2024	14:06	64.2		67.6	59.0
24/09/2024	14:11	64.4		67.8	59.1
24/09/2024	14:16	64.6		67.9	59.0
24/09/2024	14:21	66.7		70.2	60.2
24/09/2024	14:26	68.0		70.4	60.4
24/09/2024	14:31	64.3	65.6	67.6	59.0
24/09/2024	14:36	65.0		68.7	59.2
24/09/2024	14:41	65.5		69.1	59.6
24/09/2024	14:46	64.8		68.5	59.0
24/09/2024	14:51	67.2		69.9	62.5
24/09/2024	14:56	66.3		70.1	59.5
24/09/2024	15:01	66.0	65.8	69.6	60.1
24/09/2024	15:06	64.6		68.1	58.8
24/09/2024	15:11	64.3		68.0	58.4
24/09/2024	15:16	66.1		70.3	58.9
24/09/2024	15:21	67.9		70.9	62.6
24/09/2024	15:26	65.0		69.3	58.3
24/09/2024	15:31	63.1	67.2	66.5	57.5
24/09/2024	15:36	63.6		67.1	58.2
24/09/2024	15:41	63.3		66.4	58.2
24/09/2024	15:46	65.6		68.7	57.3
24/09/2024	15:51	66.9		71.0	59.5
24/09/2024	15:56	72.1		76.6	64.1
24/09/2024	16:01	63.9	63.4	68.5	57.7
24/09/2024	16:06	61.7		64.8	56.7
24/09/2024	16:11	66.0		68.6	61.5
24/09/2024	16:16	63.1		68.3	56.5
24/09/2024	16:21	61.2		64.1	56.4
24/09/2024	16:26	62.8		67.1	57.4
24/09/2024	16:31	66.8	65.9	69.7	62.0
24/09/2024	16:36	63.9		68.8	57.7
24/09/2024	16:41	65.9		69.6	59.5
24/09/2024	16:46	66.5		69.9	60.5
24/09/2024	16:51	65.9		70.0	59.1
24/09/2024	16:56	66.1		70.1	58.5
24/09/2024	17:01	67.9	64.8	71.6	60.4
24/09/2024	17:06	63.2		67.1	57.2
24/09/2024	17:11	62.5		65.8	57.4
24/09/2024	17:16	62.7		67.8	56.2
24/09/2024	17:21	66.8		69.5	62.2
24/09/2024	17:26	61.5		65.4	55.2
24/09/2024	17:31	60.6	61.2	63.8	55.3
24/09/2024	17:36	63.6		67.4	57.4
24/09/2024	17:41	63.0		63.2	60.7
24/09/2024	17:46	60.5		63.2	56.9
24/09/2024	17:51	57.7		59.1	56.3
24/09/2024	17:56	59.2		62.3	56.1
24/09/2024	18:01	62.6	63.9	63.1	62.1
24/09/2024	18:06	57.8		59.0	56.7
24/09/2024	18:11	57.7		58.8	56.6
24/09/2024	18:16	61.9		63.7	57.1
24/09/2024	18:21	69.8		71.5	58.5
24/09/2024	18:26	58.7		60.3	57.1
24/09/2024	18:31	58.6	65.5	59.8	57.1
24/09/2024	18:36	59.5		62.1	57.3
24/09/2024	18:41	71.8		72.8	65.7
24/09/2024	18:46	64.2		68.7	57.1
24/09/2024	18:51	58.7		60.0	57.5
24/09/2024	18:56	60.5		62.5	58.0
		Mean	65.2		
		Maximum	70.0		
		Minimum	59.8		

Station: CM25

Date	Start Time	Leq (5mins)	Leq (30mins)	L10 (5mins)	L90 (5mins)
25/09/2024	7:01	68.5		70.5	66.3
25/09/2024	7:06	69.4		70.4	65.8
25/09/2024	7:11	65.9	67.2	66.4	65.4
25/09/2024	7:16	66.0		66.3	65.5
25/09/2024	7:21	65.9		66.5	65.4
25/09/2024	7:26	66.0		67.8	65.6
25/09/2024	7:31	65.9		66.1	65.7
25/09/2024	7:36	66.3		66.4	65.8
25/09/2024	7:41	66.2	66.2	66.4	65.9
25/09/2024	7:46	66.3		66.5	66.0
25/09/2024	7:51	66.3		66.5	66.1
25/09/2024	7:56	66.4		66.5	66.2
25/09/2024	8:01	67.4		68.3	66.3
25/09/2024	8:06	66.7		66.8	66.4
25/09/2024	8:11	66.9	66.8	67.1	66.6
25/09/2024	8:16	66.6		66.8	66.2
25/09/2024	8:21	66.5		66.7	66.0
25/09/2024	8:26	66.5		66.9	66.0
25/09/2024	8:31	67.5		67.9	66.4
25/09/2024	8:36	67.5		67.9	66.7
25/09/2024	8:41	67.3	68.6	67.7	66.7
25/09/2024	8:46	68.4		69.3	66.7
25/09/2024	8:51	69.7		70.4	66.3
25/09/2024	8:56	70.4		70.8	66.8
25/09/2024	9:01	72.1		73.0	66.7
25/09/2024	9:06	72.8		73.1	67.3
25/09/2024	9:11	71.7	70.5	72.9	67.2
25/09/2024	9:16	67.6		68.3	66.3
25/09/2024	9:21	66.4		67.0	65.7
25/09/2024	9:26	68.5		69.7	65.9
25/09/2024	9:31	68.7		69.8	65.9
25/09/2024	9:36	66.5		66.7	65.5
25/09/2024	9:41	66.0	66.7	66.4	65.5
25/09/2024	9:46	66.3		67.4	65.5
25/09/2024	9:51	65.7		66.0	65.2
25/09/2024	9:56	66.4		67.2	65.4
25/09/2024	10:01	67.1		67.9	65.9
25/09/2024	10:06	69.3		71.7	66.0
25/09/2024	10:11	70.8	72.5	72.6	66.7
25/09/2024	10:16	73.7		76.8	69.8
25/09/2024	10:21	75.1		78.6	67.2
25/09/2024	10:26	74.0		78.8	67.5
25/09/2024	10:31	68.9		70.9	67.5
25/09/2024	10:36	68.2		69.3	67.4
25/09/2024	10:41	68.3	67.3	69.7	67.2
25/09/2024	10:46	68.2		69.0	66.6
25/09/2024	10:51	65.6		69.5	60.4
25/09/2024	10:56	57.3		59.2	55.5
25/09/2024	11:01	56.5		58.0	54.7
25/09/2024	11:06	56.7		58.0	55.0
25/09/2024	11:11	57.3	57.6	58.9	55.4
25/09/2024	11:16	57.9		59.6	55.9
25/09/2024	11:21	58.1		59.8	56.3
25/09/2024	11:26	58.7		60.8	56.0
25/09/2024	11:31	58.5		60.4	55.3
25/09/2024	11:36	57.5		59.2	55.3
25/09/2024	11:41	56.8	57.4	58.3	54.9
25/09/2024	11:46	57.7		59.9	55.1
25/09/2024	11:51	57.1		59.4	54.0
25/09/2024	11:56	56.8		59.0	54.4
25/09/2024	12:01	54.5		55.5	53.3
25/09/2024	12:06	53.8		54.6	52.8
25/09/2024	12:11	53.6	53.6	55.3	52.0
25/09/2024	12:16	53.6		55.8	51.9
25/09/2024	12:21	53.1		53.9	52.0
25/09/2024	12:26	52.9		53.8	52.0
25/09/2024	12:31	53.0		53.9	52.1
25/09/2024	12:36	53.8		55.4	52.3
25/09/2024	12:41	54.9	56.5	56.4	53.1
25/09/2024	12:46	56.4		57.9	54.6
25/09/2024	12:51	58.8		60.5	56.5
25/09/2024	12:56	58.7		60.0	57.2
25/09/2024	13:01	58.7		59.9	57.2
25/09/2024	13:06	59.8		61.4	57.7
25/09/2024	13:11	59.0	59.3	60.6	57.3
25/09/2024	13:16	59.6		61.1	57.9
25/09/2024	13:21	59.2		60.5	57.5
25/09/2024	13:26	59.6		61.0	57.9
25/09/2024	13:31	59.6		61.2	57.9
25/09/2024	13:36	60.2		61.5	58.4
25/09/2024	13:41	59.8	59.7	61.2	58.3
25/09/2024	13:46	59.4		60.7	57.8
25/09/2024	13:51	58.8		60.1	57.3
25/09/2024	13:56	60.0		61.6	58.0
25/09/2024	14:01	60.1		61.5	57.9
25/09/2024	14:06	61.5		63.7	58.7
25/09/2024	14:11	59.6	60.3	61.1	57.6
25/09/2024	14:16	61.0		63.5	57.2
25/09/2024	14:21	60.3		62.2	57.7
25/09/2024	14:26	58.7		60.1	56.6
25/09/2024	14:31	58.2		60.1	56.1
25/09/2024	14:36	59.0		60.8	56.9
25/09/2024	14:41	59.6	60.4	61.3	57.0
25/09/2024	14:46	60.9		62.4	56.6
25/09/2024	14:51	63.1		63.8	58.1
25/09/2024	14:56	59.6		62.1	56.0
25/09/2024	15:01	56.9		58.4	55.0
25/09/2024	15:06	60.4		62.4	56.6
25/09/2024	15:11	59.4	59.5	61.6	56.6
25/09/2024	15:16	59.6		62.0	56.7
25/09/2024	15:21	59.9		61.2	58.0
25/09/2024	15:26	60.0		61.5	57.7
25/09/2024	15:31	60.4		62.6	57.4
25/09/2024	15:36	59.1		60.7	57.0
25/09/2024	15:41	58.3	58.9	59.9	56.6
25/09/2024	15:46	58.1		60.1	56.2
25/09/2024	15:51	58.3		59.8	56.5
25/09/2024	15:56	58.8		61.5	55.7
25/09/2024	16:01	59.7		62.1	56.1
25/09/2024	16:06	57.1		59.3	54.0
25/09/2024	16:11	55.0	56.4	56.6	52.9
25/09/2024	16:16	54.9		56.2	52.7
25/09/2024	16:21	53.7		55.0	51.3
25/09/2024	16:26	54.8		57.3	51.4
25/09/2024	16:31	56.0		58.9	51.8
25/09/2024	16:36	55.5		58.5	51.6
25/09/2024	16:41	53.2	54.9	54.8	51.5
25/09/2024	16:46	54.5		56.7	51.7
25/09/2024	16:51	54.1		56.6	51.6
25/09/2024	16:56	55.6		58.8	51.2
25/09/2024	17:01	54.6		56.2	52.5
25/09/2024	17:06	53.0		54.5	51.5
25/09/2024	17:11	54.4	55.3	57.0	51.5
25/09/2024	17:16	55.7		57.2	53.4
25/09/2024	17:21	56.8		58.1	55.5
25/09/2024	17:26	56.1		57.3	54.5
25/09/2024	17:31	55.9		57.1	54.4
25/09/2024	17:36	62.0		64.0	53.3
25/09/2024	17:41	59.5	60.2	61.5	51.7
25/09/2024	17:46	59.8		61.8	52.6
25/09/2024	17:51	59.8		61.8	52.1
25/09/2024	17:56	61.6		63.6	54.0
25/09/2024	18:01	57.9		59.9	48.2
25/09/2024	18:06	56.0		58.0	47.8
25/09/2024	18:11	57.0	56.4	59.0	48.8
25/09/2024	18:16	54.3		56.3	47.5
25/09/2024	18:21	56.7		58.7	50.0
25/09/2024	18:26	55.5		57.5	47.5
25/09/2024	18:31	56.6		58.6	48.4
25/09/2024	18:36	56.9		58.9	48.7
25/09/2024	18:41	54.9	56.6	56.9	46.5
25/09/2024	18:46	56.2		58.2	47.6
25/09/2024	18:51	58.0		60.0	47.5
25/09/2024	18:56	56.6		58.6	47.6
		Mean	61.2		
		Maximum	72.5		
		Minimum	53.6		

Date	Start Time	Leq (5mins)	Leq (30mins)	L10 (5mins)	L90 (5mins)
26/09/2024	7:01	63.4		65.4	51.0
26/09/2024	7:06	60.4		62.4	50.5
26/09/2024	7:11	59.2	60.8	61.2	50.2
26/09/2024	7:16	57.6		59.6	50.6
26/09/2024	7:21	59.9		61.9	49.8
26/09/2024	7:26	62.0		64.0	50.7
26/09/2024	7:31	62.7		64.7	51.9
26/09/2024	7:36	63.2		65.2	54.1
26/09/2024	7:41	61.4	62.9	63.4	53.1
26/09/2024	7:46	60.5		62.5	50.5
26/09/2024	7:51	64.5		66.5	53.2
26/09/2024	7:56	63.9		65.9	52.7
26/09/2024	8:01	61.0		63.0	51.2
26/09/2024	8:06	63.1		65.1	51.8
26/09/2024	8:11	64.4	63.0	66.4	53.5
26/09/2024	8:16	62.0		64.0	54.2
26/09/2024	8:21	62.9		64.9	54.7
26/09/2024	8:26	63.7		65.7	55.4
26/09/2024	8:31	63.1		65.1	55.6
26/09/2024	8:36	63.5		65.5	55.7
26/09/2024	8:41	64.3	64.3	66.3	56.3
26/09/2024	8:46	64.7		66.7	56.8
26/09/2024	8:51	64.5		66.5	55.6
26/09/2024	8:56	65.5		67.5	56.9
26/09/2024	9:01	64.8		66.8	56.6
26/09/2024	9:06	63.4		65.4	55.3
26/09/2024	9:11	63.4	64.4	65.4	55.2
26/09/2024	9:16	65.2		67.2	56.8
26/09/2024	9:21	64.5		66.5	56.7
26/09/2024	9:26	64.9		66.9	56.7
26/09/2024	9:31	65.6		67.6	57.4
26/09/2024	9:36	65.3		67.3	56.8
26/09/2024	9:41	65.9	65.3	67.9	58.2
26/09/2024	9:46	65.1		67.1	57.4
26/09/2024	9:51	65.0		67.0	57.2
26/09/2024	9:56	64.9		66.9	56.5
26/09/2024	10:01	64.4		66.4	56.7
26/09/2024	10:06	66.9		68.9	58.0
26/09/2024	10:11	67.6	66.0	69.6	58.2
26/09/2024	10:16	65.7		67.7	57.7
26/09/2024	10:21	65.5		67.5	57.8
26/09/2024	10:26	65.4		67.4	57.3
26/09/2024	10:31	65.4		67.4	57.2
26/09/2024	10:36	65.3		67.3	57.6
26/09/2024	10:41	65.2	64.8	67.2	57.5
26/09/2024	10:46	63.4		65.4	55.8
26/09/2024	10:51	64.1		66.1	56.1
26/09/2024	10:56	64.9		66.9	57.1
26/09/2024	11:01	66.3		68.3	56.5
26/09/2024	11:06	64.7		66.7	57.1
26/09/2024	11:11	64.9	64.3	66.9	56.8
26/09/2024	11:16	63.7		65.7	55.8
26/09/2024	11:21	62.4		64.4	54.7
26/09/2024	11:26	62.5		64.5	54.3
26/09/2024	11:31	62.7		64.7	54.8
26/09/2024	11:36	65.0		67.0	54.9
26/09/2024	11:41	54.3	61.2	55.0	53.0
26/09/2024	11:46	60.7		66.8	56.5
26/09/2024	11:51	59.1		60.8	56.8
26/09/2024	11:56	58.4		60.4	55.9
26/09/2024	12:01	58.4		59.8	56.5
26/09/2024	12:06	58.8		60.1	57.3
26/09/2024	12:11	59.4	58.5	60.8	57.7
26/09/2024	12:16	58.6		59.8	57.4
26/09/2024	12:21	57.8		58.8	56.8
26/09/2024	12:26	57.9		58.9	56.8
26/09/2024	12:31	58.3		60.1	56.5
26/09/2024	12:36	58.3		59.8	56.8
26/09/2024	12:41	57.9	57.5	59.8	56.0
26/09/2024	12:46	56.7		57.3	55.9
26/09/2024	12:51	56.2		57.6	55.2
26/09/2024	12:56	56.9		58.5	54.3
26/09/2024	13:01	57.2		60.4	55.2
26/09/2024	13:06	55.8		56.8	54.7
26/09/2024	13:11	56.0	56.1	57.1	54.7
26/09/2024	13:16	55.5		56.4	54.3
26/09/2024	13:21	55.6		56.5	54.4
26/09/2024	13:26	56.1		57.4	54.7
26/09/2024	13:31	55.1		56.2	53.8
26/09/2024	13:36	56.1		57.6	54.6
26/09/2024	13:41	55.6	56.7	57.1	54.2
26/09/2024	13:46	57.0		58.7	55.0
26/09/2024	13:51	58.1		59.9	55.6
26/09/2024	13:56	57.6		59.1	55.8
26/09/2024	14:01	58.4		59.7	56.8
26/09/2024	14:06	58.6		60.0	56.8
26/09/2024	14:11	60.4	60.3	61.3	58.2
26/09/2024	14:16	59.7		61.1	57.5
26/09/2024	14:21	61.1		63.2	58.4
26/09/2024	14:26	62.4		64.7	59.6
26/09/2024	14:31	63.2		65.2	60.4
26/09/2024	14:36	60.7		62.4	58.5
26/09/2024	14:41	60.1	61.0	61.4	58.3
26/09/2024	14:46	60.2		61.8	58.7
26/09/2024	14:51	60.3		61.4	58.3
26/09/2024	14:56	60.8		62.0	59.2
26/09/2024	15:01	61.9		64.4	59.1
26/09/2024	15:06	61.3		63.4	58.5
26/09/2024	15:11	59.9	60.9	61.4	57.8
26/09/2024	15:16	60.4		62.1	58.3
26/09/2024	15:21	61.8		64.2	58.6
26/09/2024	15:26	59.1		61.8	56.7
26/09/2024	15:31	58.6		60.2	56.9
26/09/2024	15:36	59.8		62.4	57.3
26/09/2024	15:41	60.2	61.6	62.3	58.5
26/09/2024	15:46	59.9		61.4	58.0
26/09/2024	15:51	62.5		65.3	57.8
26/09/2024	15:56	65.0		67.1	62.3
26/09/2024	16:01	63.0		64.8	59.7
26/09/2024	16:06	61.0		63.2	58.5
26/09/2024	16:11	61.2	61.2	63.3	59.0
26/09/2024	16:16	60.2		61.6	58.6
26/09/2024	16:21	59.2		61.2	56.6
26/09/2024	16:26	61.4		61.9	56.4
26/09/2024	16:31	58.6		61.1	56.3
26/09/2024	16:36	60.1		62.7	56.9
26/09/2024	16:41	59.6	59.6	61.6	57.2
26/09/2024	16:46	57.9		59.0	56.6
26/09/2024	16:51	59.2		60.1	58.2
26/09/2024	16:56	61.5		63.6	58.5
26/09/2024	17:01	62.6		64.3	60.2
26/09/2024	17:06	60.1		61.7	58.1
26/09/2024	17:11	58.5	60.0	60.0	56.7
26/09/2024	17:16	57.6		58.5	56.3
26/09/2024	17:21	59.4		61.7	55.7
26/09/2024	17:26	60.3		60.7	56.1
26/09/2024	17:31	58.1		59.8	56.4
26/09/2024	17:36	59.4		61.3	56.4
26/09/2024	17:41	56.5	57.0	59.1	53.2
26/09/2024	17:46	56.3		59.8	52.5
26/09/2024	17:51	54.8		54.9	51.5
26/09/2024	17:56	55.4		58.4	52.0
26/09/2024	18:01	54.6		55.7	52.5
26/09/2024	18:06	55.7		57.1	54.0
26/09/2024	18:11	59.2	59.9	62.3	54.5
26/09/2024	18:16	61.7		63.6	59.5
26/09/2024	18:21	63.4		65.8	60.2
26/09/2024	18:26	58.7		59.9	57.2
26/09/2024	18:31	57.8		59.3	56.3
26/09/2024	18:36	58.8		59.7	57.0
26/09/2024	18:41	58.6	58.1	59.6	57.5
26/09/2024	18:46	57.6		59.0	55.9
26/09/2024	18:51	56.3		58.0	53.6
26/09/2024	18:56	59.0		61.0	53.1
		Mean	61.1		
		Maximum	66.0		
		Minimum	56.1		

Station: CM25

Date	Start Time	Leq (5mins)	Leq (30mins)	L10 (5mins)	L90 (5mins)
27/09/2024	7:01	58.2	54.5	60.2	43.2
27/09/2024	7:06	50.2		52.2	43.7
27/09/2024	7:11	47.4		49.4	42.7
27/09/2024	7:16	51.8		53.8	43.8
27/09/2024	7:21	56.4		58.4	45.8
27/09/2024	7:26	54.5		56.5	44.2
27/09/2024	7:31	52.4	50.5	54.4	45.1
27/09/2024	7:36	52.9		54.9	44.7
27/09/2024	7:41	48.9		50.9	43.7
27/09/2024	7:46	48.2		50.2	43.1
27/09/2024	7:51	48.1		50.1	43.2
27/09/2024	7:56	49.9		51.9	44.2
27/09/2024	8:01	51.7	50.8	53.7	44.7
27/09/2024	8:06	51.1		53.1	44.0
27/09/2024	8:11	49.9		51.9	44.4
27/09/2024	8:16	49.9		51.9	44.0
27/09/2024	8:21	51.6		53.6	45.7
27/09/2024	8:26	50.2		52.2	44.9
27/09/2024	8:31	53.0	56.9	55.0	46.5
27/09/2024	8:36	57.6		59.6	47.6
27/09/2024	8:41	56.3		58.3	49.4
27/09/2024	8:46	57.2		59.2	50.1
27/09/2024	8:51	58.0		60.0	51.9
27/09/2024	8:56	57.4		59.4	49.8
27/09/2024	9:01	56.2	58.7	58.2	50.9
27/09/2024	9:06	57.5		59.5	52.6
27/09/2024	9:11	59.1		61.1	54.2
27/09/2024	9:16	58.6		60.6	53.8
27/09/2024	9:21	59.9		61.9	54.5
27/09/2024	9:26	60.0		62.0	54.8
27/09/2024	9:31	61.2	61.9	63.2	55.9
27/09/2024	9:36	62.3		64.3	56.1
27/09/2024	9:41	61.8		63.8	56.5
27/09/2024	9:46	62.5		64.5	56.7
27/09/2024	9:51	61.3		63.3	56.1
27/09/2024	9:56	62.0		64.0	57.1
27/09/2024	10:01	61.1	62.7	63.1	55.6
27/09/2024	10:06	62.9		64.9	55.9
27/09/2024	10:11	62.2		64.2	56.0
27/09/2024	10:16	63.5		65.5	55.3
27/09/2024	10:21	62.6		64.6	54.7
27/09/2024	10:26	63.3		65.3	57.1
27/09/2024	10:31	63.5	67.1	65.5	57.1
27/09/2024	10:36	62.2		65.7	57.5
27/09/2024	10:41	63.3		66.2	58.1
27/09/2024	10:46	61.0		63.4	57.4
27/09/2024	10:51	70.7		72.3	57.7
27/09/2024	10:56	70.6		73.0	63.0
27/09/2024	11:01	69.5	66.9	72.0	65.3
27/09/2024	11:06	68.4		71.6	63.1
27/09/2024	11:11	65.3		71.1	59.8
27/09/2024	11:16	68.1		70.9	59.3
27/09/2024	11:21	65.1		68.6	61.2
27/09/2024	11:26	58.9		61.0	55.5
27/09/2024	11:31	59.6	57.7	62.2	56.3
27/09/2024	11:36	56.8		58.5	54.8
27/09/2024	11:41	57.6		58.9	55.1
27/09/2024	11:46	57.2		58.9	55.2
27/09/2024	11:51	57.2		58.8	55.0
27/09/2024	11:56	56.9		58.4	54.9
27/09/2024	12:04	57.4	58.1	59.8	53.4
27/09/2024	12:09	59.7		60.1	53.7
27/09/2024	12:14	57.6		58.9	53.4
27/09/2024	12:19	58.3		59.4	54.4
27/09/2024	12:24	57.2		58.4	56.1
27/09/2024	12:29	58.1		59.3	55.2
27/09/2024	12:34	58.0		58.9	56.1
27/09/2024	12:39	56.4		59.0	53.3
27/09/2024	12:44	59.2		60.5	54.5
27/09/2024	12:49	60.4		60.5	55.7
27/09/2024	12:54	59.1		60.8	54.1
		Mean	58.7		
		Maximum	67.1		
		Minimum	50.5		

Summary of Noise Monitoring Results during 07:00 - 19:00 at CM25	
	Leq (30mins)
Mean	61.2
Maximum	72.5
Minimum	50.5

Note:
1. The Leq (5mins) values within the time slots that do not have six consecutive Leq (5mins) values are not included in calculation of Leq (30mins).
2. Short periods of data gaps in tables are due to suspension of monitoring during replacement of batteries for the sound level meter.

Station: CM25

Date	Start Time	Leq (5mins)	Leq (30mins)	L10 (5mins)	L90 (5mins)
13/09/2024	19:00	60.7	60.4	63.1	54.9
13/09/2024	19:05	60.8		64.2	54.6
13/09/2024	19:10	60.7		63.7	55.3
13/09/2024	19:15	60.0		63.3	54.7
13/09/2024	19:20	60.4		63.5	54.7
13/09/2024	19:25	59.9		63.0	54.4
13/09/2024	19:30	59.0	59.8	61.2	54.1
13/09/2024	19:35	60.2		63.0	54.5
13/09/2024	19:40	60.8		64.4	54.4
13/09/2024	19:45	58.6		61.6	54.2
13/09/2024	19:50	59.3		63.0	54.2
13/09/2024	19:55	60.3		63.0	55.1
13/09/2024	20:00	57.8	59.1	60.8	54.2
13/09/2024	20:05	60.5		64.1	54.6
13/09/2024	20:10	58.3		61.2	53.9
13/09/2024	20:15	58.8		61.7	54.2
13/09/2024	20:20	58.7		61.6	54.0
13/09/2024	20:25	59.9		62.5	54.7
13/09/2024	20:30	59.9	59.4	62.4	54.1
13/09/2024	20:35	59.7		62.9	53.9
13/09/2024	20:40	59.1		62.1	54.2
13/09/2024	20:45	59.1		62.1	54.3
13/09/2024	20:50	59.0		62.5	54.1
13/09/2024	20:55	59.3		62.3	54.1
13/09/2024	21:00	57.6	58.6	60.3	54.1
13/09/2024	21:05	58.7		61.2	54.3
13/09/2024	21:10	58.6		61.3	54.1
13/09/2024	21:15	58.9		62.1	54.0
13/09/2024	21:20	59.4		62.8	54.0
13/09/2024	21:25	58.3		61.1	54.0
13/09/2024	21:30	57.8	59.1	61.1	54.2
13/09/2024	21:35	59.5		62.8	54.8
13/09/2024	21:40	59.4		62.4	54.3
13/09/2024	21:45	58.6		61.9	54.3
13/09/2024	21:50	59.1		62.5	54.3
13/09/2024	21:55	59.8		62.4	54.6
13/09/2024	22:00	60.1	59.4	62.7	54.2
13/09/2024	22:05	58.9		61.8	54.6
13/09/2024	22:10	59.2		62.4	54.3
13/09/2024	22:15	59.3		61.9	54.1
13/09/2024	22:20	60.2		63.8	54.3
13/09/2024	22:25	58.1		60.9	54.1
13/09/2024	22:30	59.1	58.6	61.2	54.0
13/09/2024	22:35	57.8		60.6	54.0
13/09/2024	22:40	59.6		62.9	53.7
13/09/2024	22:45	59.4		61.9	54.0
13/09/2024	22:50	56.9		59.4	53.9
13/09/2024	22:55	58.4		61.3	53.9
		Mean	59.3		
		Maximum	60.4		
		Minimum	58.6		

Date	Start Time	Leq (5mins)	Leq (30mins)	L10 (5mins)	L90 (5mins)
14/09/2024	19:00	59.0	59.6	62.2	53.9
14/09/2024	19:05	60.3		63.4	53.8
14/09/2024	19:10	59.2		61.8	53.8
14/09/2024	19:15	57.7		60.5	53.2
14/09/2024	19:20	60.9		63.5	53.8
14/09/2024	19:25	59.6		62.6	53.3
14/09/2024	19:30	58.0	58.3	61.1	53.2
14/09/2024	19:35	58.7		61.5	53.8
14/09/2024	19:40	58.5		61.6	53.4
14/09/2024	19:45	58.2		61.4	53.2
14/09/2024	19:50	57.9		60.9	53.7
14/09/2024	19:55	58.7		61.8	53.7
14/09/2024	20:00	60.1	59.1	63.2	53.7
14/09/2024	20:05	59.7		63.1	53.9
14/09/2024	20:10	58.4		61.4	53.4
14/09/2024	20:15	58.4		61.3	53.4
14/09/2024	20:20	58.5		61.8	53.6
14/09/2024	20:25	59.2		62.1	53.7
14/09/2024	20:30	57.2	58.8	59.5	53.8
14/09/2024	20:35	59.3		62.2	53.8
14/09/2024	20:40	59.9		63.1	53.8
14/09/2024	20:45	59.8		63.2	53.8
14/09/2024	20:50	57.7		60.5	53.2
14/09/2024	20:55	58.4		62.1	53.5
14/09/2024	21:00	59.0	58.9	61.0	53.3
14/09/2024	21:05	59.4		62.7	53.3
14/09/2024	21:10	59.5		62.0	53.5
14/09/2024	21:15	58.8		61.8	53.5
14/09/2024	21:20	58.2		61.8	53.2
14/09/2024	21:25	58.5		61.4	53.5
14/09/2024	21:30	58.2	59.5	59.9	53.3
14/09/2024	21:35	58.4		61.4	53.6
14/09/2024	21:40	62.9		64.0	54.5
14/09/2024	21:45	57.9		60.9	53.5
14/09/2024	21:50	58.4		61.4	53.7
14/09/2024	21:55	58.7		61.8	53.7
14/09/2024	22:00	58.8	58.4	61.4	53.8
14/09/2024	22:05	58.3		60.8	54.0
14/09/2024	22:10	58.4		61.5	53.6
14/09/2024	22:15	58.4		60.3	53.6
14/09/2024	22:20	57.7		60.3	53.6
14/09/2024	22:25	58.5		61.2	54.1
14/09/2024	22:30	58.7	58.7	62.0	54.3
14/09/2024	22:35	58.5		61.4	54.5
14/09/2024	22:40	58.9		61.7	54.0
14/09/2024	22:45	57.2		59.3	53.9
14/09/2024	22:50	60.0		63.1	54.3
14/09/2024	22:55	58.3		61.4	54.1
		Mean	58.9		
		Maximum	59.6		
		Minimum	58.3		

Date	Start Time	Leq (5mins)	Leq (30mins)	L10 (5mins)	L90 (5mins)
15/09/2024	19:00	58.2	58.0	61.2	53.1
15/09/2024	19:05	57.1		59.8	53.1
15/09/2024	19:10	58.0		61.5	52.8
15/09/2024	19:15	58.4		62.0	52.9
15/09/2024	19:20	57.8		60.6	53.5
15/09/2024	19:25	58.6		61.3	53.6
15/09/2024	19:30	57.8	58.0	60.6	53.1
15/09/2024	19:35	57.4		60.4	53.1
15/09/2024	19:40	58.4		61.4	53.3
15/09/2024	19:45	57.6		60.7	53.1
15/09/2024	19:50	58.1		60.8	53.4
15/09/2024	19:55	58.6		61.7	53.5
15/09/2024	20:00	58.3	58.7	61.6	53.6
15/09/2024	20:05	58.7		61.9	53.6
15/09/2024	20:10	57.6		60.4	53.2
15/09/2024	20:15	58.6		61.7	53.3
15/09/2024	20:20	59.3		61.8	53.3
15/09/2024	20:25	59.4		62.6	53.3
15/09/2024	20:30	58.9	58.2	62.0	53.6
15/09/2024	20:35	58.1		61.8	53.0
15/09/2024	20:40	57.1		60.1	53.2
15/09/2024	20:45	58.6		61.7	53.1
15/09/2024	20:50	58.0		60.8	53.4
15/09/2024	20:55	58.2		61.4	53.4
15/09/2024	21:00	57.8	58.3	60.5	53.7
15/09/2024	21:05	58.5		61.2	54.0
15/09/2024	21:10	57.3		59.7	54.0
15/09/2024	21:15	58.6		61.6	54.2
15/09/2024	21:20	58.1		60.7	54.1
15/09/2024	21:25	59.0		62.2	54.3
15/09/2024	21:30	63.0	59.9	63.2	53.9
15/09/2024	21:35	58.8		60.9	54.0
15/09/2024	21:40	57.8		60.9	54.1
15/09/2024	21:45	60.4		63.5	55.1
15/09/2024	21:50	58.5		61.3	54.0
15/09/2024	21:55	58.1		61.0	53.9
15/09/2024	22:00	57.5	57.7	60.5	53.6
15/09/2024	22:05	57.8		60.7	53.9
15/09/2024	22:10	58.8		61.8	54.0
15/09/2024	22:15	56.1		58.3	53.5
15/09/2024	22:20	57.0		60.2	53.4
15/09/2024	22:25	58.2		61.0	53.5
15/09/2024	22:30	54.9	56.7	56.1	53.3
15/09/2024	22:35	57.3		60.0	53.5
15/09/2024	22:40	57.1		59.4	53.5
15/09/2024	22:45	56.5		59.1	53.4
15/09/2024	22:50	56.4		58.5	53.4
15/09/2024	22:55	57.5		59.7	53.6
		Mean	58.2		
		Maximum	59.9		
		Minimum	56.7		

Station: CM25

Date	Start Time	Leq (5mins)	Leq (30mins)	L10 (5mins)	L90 (5mins)
16/09/2024	19:00	57.3		59.3	53.3
16/09/2024	19:05	60.4		62.7	53.6
16/09/2024	19:10	58.3	58.9	61.2	53.3
16/09/2024	19:15	58.1		61.6	53.6
16/09/2024	19:20	58.8		62.5	53.3
16/09/2024	19:25	59.7		62.1	54.1
16/09/2024	19:30	58.6		62.0	53.5
16/09/2024	19:35	59.7		62.6	54.2
16/09/2024	19:40	57.5	59.0	60.2	53.4
16/09/2024	19:45	59.8		62.7	53.7
16/09/2024	19:50	59.8		63.8	53.7
16/09/2024	19:55	58.3		60.3	53.7
16/09/2024	20:00	58.3		61.6	54.0
16/09/2024	20:05	58.8		62.0	53.6
16/09/2024	20:10	59.3	58.8	62.2	53.8
16/09/2024	20:15	59.1		62.5	53.5
16/09/2024	20:20	58.1		60.7	53.8
16/09/2024	20:25	59.3		62.4	54.1
16/09/2024	20:30	59.2		61.4	54.2
16/09/2024	20:35	58.8		61.4	53.9
16/09/2024	20:40	58.3	58.6	61.2	53.7
16/09/2024	20:45	57.4		59.7	53.4
16/09/2024	20:50	59.9		62.1	53.7
16/09/2024	20:55	57.4		59.9	53.7
16/09/2024	21:00	58.3		61.0	53.4
16/09/2024	21:05	59.4		62.4	53.9
16/09/2024	21:10	59.2	59.4	63.0	53.5
16/09/2024	21:15	59.0		61.4	53.3
16/09/2024	21:20	59.8		60.2	53.3
16/09/2024	21:25	60.4		63.0	53.5
16/09/2024	21:30	58.2		62.9	53.6
16/09/2024	21:35	57.9		60.7	53.8
16/09/2024	21:40	56.4	58.4	58.6	53.8
16/09/2024	21:45	58.0		60.5	53.8
16/09/2024	21:50	57.9		60.7	53.9
16/09/2024	21:55	60.6		60.9	53.9
16/09/2024	22:00	57.9		60.7	53.5
16/09/2024	22:05	57.6		60.3	53.4
16/09/2024	22:10	59.2	58.1	62.1	53.9
16/09/2024	22:15	57.5		61.0	53.5
16/09/2024	22:20	57.9		61.2	53.5
16/09/2024	22:25	58.4		60.1	53.3
16/09/2024	22:30	57.0		59.0	53.3
16/09/2024	22:35	56.8		59.5	53.6
16/09/2024	22:40	56.8	58.0	59.5	53.5
16/09/2024	22:45	60.5		63.5	53.5
16/09/2024	22:50	57.8		59.9	53.4
16/09/2024	22:55	57.8		60.3	53.4
		Mean	58.7		
		Maximum	59.4		
		Minimum	58.0		

Date	Start Time	Leq (5mins)	Leq (30mins)	L10 (5mins)	L90 (5mins)
17/09/2024	19:00	57.4		60.7	53.5
17/09/2024	19:05	57.5		60.4	53.5
17/09/2024	19:10	59.2	58.5	62.8	53.8
17/09/2024	19:15	59.3		62.4	53.3
17/09/2024	19:20	58.8		61.4	53.4
17/09/2024	19:25	58.4		61.5	53.6
17/09/2024	19:30	58.2		60.8	54.2
17/09/2024	19:35	61.8		63.9	55.0
17/09/2024	19:40	58.9	59.1	61.8	53.9
17/09/2024	19:45	58.6		61.7	53.8
17/09/2024	19:50	57.8		60.2	54.1
17/09/2024	19:55	57.7		60.2	54.2
17/09/2024	20:00	58.5		61.0	54.9
17/09/2024	20:05	57.9		61.4	54.0
17/09/2024	20:10	58.7	59.8	61.2	54.3
17/09/2024	20:15	57.2		59.8	53.6
17/09/2024	20:20	59.2		61.5	53.9
17/09/2024	20:25	63.6		66.3	54.1
17/09/2024	20:30	58.2		60.9	53.8
17/09/2024	20:35	59.0		62.2	54.1
17/09/2024	20:40	58.3	58.3	61.5	54.5
17/09/2024	20:45	58.0		61.5	53.8
17/09/2024	20:50	58.1		61.1	53.8
17/09/2024	20:55	58.0		61.0	54.0
17/09/2024	21:00	58.9		62.6	53.5
17/09/2024	21:05	56.9		59.7	53.4
17/09/2024	21:10	58.0	57.9	60.8	53.5
17/09/2024	21:15	57.3		60.2	53.4
17/09/2024	21:20	58.1		60.4	53.3
17/09/2024	21:25	57.7		61.0	53.6
17/09/2024	21:30	57.3		60.0	53.3
17/09/2024	21:35	56.3		59.1	53.1
17/09/2024	21:40	58.0	58.0	60.7	53.1
17/09/2024	21:45	56.0		58.4	53.4
17/09/2024	21:50	60.6		63.2	53.3
17/09/2024	21:55	58.2		61.2	53.3
17/09/2024	22:00	57.4		60.3	53.0
17/09/2024	22:05	56.5		59.5	52.9
17/09/2024	22:10	57.3	57.1	60.0	53.2
17/09/2024	22:15	56.8		59.6	53.1
17/09/2024	22:20	57.2		60.2	53.0
17/09/2024	22:25	57.1		59.5	52.9
17/09/2024	22:30	56.6		59.1	53.0
17/09/2024	22:35	55.6		57.6	52.9
17/09/2024	22:40	59.8	57.5	63.3	53.6
17/09/2024	22:45	56.2		59.0	53.1
17/09/2024	22:50	55.9		58.4	52.9
17/09/2024	22:55	58.8		62.3	54.4
		Mean	58.3		
		Maximum	59.8		
		Minimum	57.1		

Date	Start Time	Leq (5mins)	Leq (30mins)	L10 (5mins)	L90 (5mins)
18/09/2024	19:00	58.8		61.9	53.8
18/09/2024	19:05	56.9		59.6	53.4
18/09/2024	19:10	58.6	58.5	62.0	53.8
18/09/2024	19:15	57.8		60.6	53.7
18/09/2024	19:20	59.4		62.8	53.8
18/09/2024	19:25	58.8		61.8	54.0
18/09/2024	19:30	57.0		59.7	53.4
18/09/2024	19:35	57.7		61.0	53.5
18/09/2024	19:40	57.9	58.1	61.0	53.4
18/09/2024	19:45	58.2		61.5	53.9
18/09/2024	19:50	57.6		59.7	53.8
18/09/2024	19:55	59.7		62.0	53.6
18/09/2024	20:00	57.8		60.4	53.7
18/09/2024	20:05	57.5		60.0	53.5
18/09/2024	20:10	56.6	57.9	59.1	53.4
18/09/2024	20:15	59.7		62.9	53.6
18/09/2024	20:20	57.5		60.3	53.4
18/09/2024	20:25	57.6		60.3	53.5
18/09/2024	20:30	57.6		60.7	53.5
18/09/2024	20:35	59.2		62.9	53.9
18/09/2024	20:40	57.7	58.3	60.6	53.6
18/09/2024	20:45	58.1		60.9	53.5
18/09/2024	20:50	59.1		62.2	53.8
18/09/2024	20:55	57.7		60.4	53.4
18/09/2024	21:00	57.6		60.4	53.5
18/09/2024	21:05	57.6		59.7	53.5
18/09/2024	21:10	58.1	57.4	61.3	53.8
18/09/2024	21:15	57.1		59.6	53.5
18/09/2024	21:20	56.4		58.7	53.5
18/09/2024	21:25	57.3		60.3	53.3
18/09/2024	21:30	57.7		61.0	52.9
18/09/2024	21:35	56.1		57.7	52.8
18/09/2024	21:40	57.0	57.2	59.8	53.0
18/09/2024	21:45	58.5		61.6	53.1
18/09/2024	21:50	57.9		61.2	52.8
18/09/2024	21:55	55.1		57.0	52.9
18/09/2024	22:00	56.1		58.6	52.9
18/09/2024	22:05	56.6		58.7	52.9
18/09/2024	22:10	56.3	55.9	58.5	53.1
18/09/2024	22:15	56.0		58.0	53.1
18/09/2024	22:20	55.7		58.2	53.0
18/09/2024	22:25	54.6		56.0	53.0
18/09/2024	22:30	56.1		57.7	53.0
18/09/2024	22:35	55.1		55.5	53.1
18/09/2024	22:40	58.1	56.8	60.6	53.0
18/09/2024	22:45	58.9		62.4	53.2
18/09/2024	22:50	55.7		58.2	52.9
18/09/2024	22:55	55.7		57.9	52.7
		Mean	57.5		
		Maximum	58.5		
		Minimum	55.9		

Station: CM25

Date	Start Time	Leq (5mins)	Leq (30mins)	L10 (5mins)	L90 (5mins)
19/09/2024	19:01	60.6		63.5	55.0
19/09/2024	19:06	62.1		64.0	55.2
19/09/2024	19:11	59.3	59.9	62.5	55.1
19/09/2024	19:16	59.1		62.9	53.1
19/09/2024	19:21	58.2		61.2	53.5
19/09/2024	19:26	59.0		62.6	53.2
19/09/2024	19:31	59.9		64.0	53.2
19/09/2024	19:36	58.4		61.2	53.1
19/09/2024	19:41	59.1	59.0	61.3	53.3
19/09/2024	19:46	59.5		62.6	53.4
19/09/2024	19:51	57.6		60.3	53.1
19/09/2024	19:56	59.0		61.5	53.4
19/09/2024	20:01	60.3		63.4	53.4
19/09/2024	20:06	59.0		62.2	53.7
19/09/2024	20:11	59.0	58.9	62.5	53.8
19/09/2024	20:16	57.6		60.6	53.4
19/09/2024	20:21	58.3		61.3	53.5
19/09/2024	20:26	58.7		60.9	53.5
19/09/2024	20:31	59.2		62.4	53.4
19/09/2024	20:36	59.2		62.3	53.3
19/09/2024	20:41	60.0	58.7	63.3	53.7
19/09/2024	20:46	58.7		62.2	52.9
19/09/2024	20:51	56.8		59.4	53.1
19/09/2024	20:56	57.4		61.1	53.0
19/09/2024	21:01	59.6		63.0	53.1
19/09/2024	21:06	59.3		62.4	53.0
19/09/2024	21:11	59.6	58.9	63.0	53.2
19/09/2024	21:16	59.5		61.2	53.1
19/09/2024	21:21	57.5		60.4	53.4
19/09/2024	21:26	56.8		59.5	52.8
19/09/2024	21:31	58.1		61.1	53.0
19/09/2024	21:36	55.9		59.0	52.9
19/09/2024	21:41	54.9	57.2	56.8	52.7
19/09/2024	21:46	58.0		60.9	52.9
19/09/2024	21:51	57.4		60.6	52.8
19/09/2024	21:56	58.0		61.1	52.9
19/09/2024	22:01	58.2		62.1	52.8
19/09/2024	22:06	58.2		61.5	52.8
19/09/2024	22:11	57.3	57.5	59.2	52.9
19/09/2024	22:16	58.7		62.5	52.9
19/09/2024	22:21	56.0		57.9	52.8
19/09/2024	22:26	55.4		56.8	52.6
19/09/2024	22:31	56.5		56.7	52.7
19/09/2024	22:36	56.7		59.3	52.8
19/09/2024	22:41	56.5	56.4	59.2	52.8
19/09/2024	22:46	56.8		58.4	52.9
19/09/2024	22:51	55.9		56.5	52.8
19/09/2024	22:56	55.8		58.9	52.8
		Mean	58.3		
		Maximum	59.9		
		Minimum	56.4		

Date	Start Time	Leq (5mins)	Leq (30mins)	L10 (5mins)	L90 (5mins)
20/09/2024	19:01	59.2		62.6	53.8
20/09/2024	19:06	58.0		61.0	53.3
20/09/2024	19:11	59.8	58.7	62.3	53.8
20/09/2024	19:16	58.9		61.8	53.8
20/09/2024	19:21	56.6		59.6	53.5
20/09/2024	19:26	58.9		61.3	54.0
20/09/2024	19:31	60.1		62.9	53.5
20/09/2024	19:36	59.3		63.3	52.9
20/09/2024	19:41	59.1	59.1	62.6	53.2
20/09/2024	19:46	57.6		60.5	53.1
20/09/2024	19:51	59.4		62.8	53.5
20/09/2024	19:56	58.5		61.8	53.4
20/09/2024	20:01	58.2		61.2	53.2
20/09/2024	20:06	57.2		59.6	53.3
20/09/2024	20:11	58.4	58.1	61.3	53.4
20/09/2024	20:16	58.3		61.2	53.6
20/09/2024	20:21	58.6		61.8	53.2
20/09/2024	20:26	57.8		60.9	53.0
20/09/2024	20:31	58.3		61.4	53.4
20/09/2024	20:36	59.5		62.8	53.4
20/09/2024	20:41	59.1	59.1	62.4	53.7
20/09/2024	20:46	60.1		62.6	53.5
20/09/2024	20:51	58.5		61.4	53.4
20/09/2024	20:56	58.6		61.5	53.3
20/09/2024	21:01	57.9		60.7	53.3
20/09/2024	21:06	58.8		61.7	53.8
20/09/2024	21:11	58.3	58.4	61.1	54.1
20/09/2024	21:16	59.1		61.7	54.3
20/09/2024	21:21	58.6		61.3	53.6
20/09/2024	21:26	57.6		60.2	53.5
20/09/2024	21:31	57.0		59.8	53.3
20/09/2024	21:36	56.6		59.1	53.3
20/09/2024	21:41	58.7	58.0	61.8	53.7
20/09/2024	21:46	57.1		59.8	53.3
20/09/2024	21:51	58.8		61.9	53.3
20/09/2024	21:56	58.9		61.7	53.3
20/09/2024	22:01	57.5		60.0	53.1
20/09/2024	22:06	58.1		60.6	53.1
20/09/2024	22:11	59.2	58.2	62.3	53.4
20/09/2024	22:16	57.5		60.3	53.3
20/09/2024	22:21	56.7		58.9	53.1
20/09/2024	22:26	59.5		61.9	53.2
20/09/2024	22:31	55.9		57.6	53.1
20/09/2024	22:36	57.7		60.6	53.1
20/09/2024	22:41	55.3	56.3	55.5	53.0
20/09/2024	22:46	55.4		57.7	53.0
20/09/2024	22:51	57.2		60.4	53.1
20/09/2024	22:56	55.6		57.7	52.9
		Mean	58.2		
		Maximum	59.1		
		Minimum	56.3		

Date	Start Time	Leq (5mins)	Leq (30mins)	L10 (5mins)	L90 (5mins)
21/09/2024	19:01	58.2		61.1	53.9
21/09/2024	19:06	58.8		61.8	54.3
21/09/2024	19:11	58.0	60.3	61.9	53.9
21/09/2024	19:16	59.9		63.2	53.8
21/09/2024	19:21	58.7		61.9	54.4
21/09/2024	19:26	64.3		68.9	54.4
21/09/2024	19:31	59.0		62.2	54.7
21/09/2024	19:36	59.7		62.2	54.2
21/09/2024	19:41	59.7	59.5	63.2	54.6
21/09/2024	19:46	59.1		62.3	54.6
21/09/2024	19:51	59.3		62.4	54.3
21/09/2024	19:56	60.0		64.0	54.4
21/09/2024	20:01	59.9		63.3	54.4
21/09/2024	20:06	57.7		60.4	54.0
21/09/2024	20:11	57.4	59.3	60.0	53.9
21/09/2024	20:16	60.9		64.4	54.0
21/09/2024	20:21	59.6		62.9	54.2
21/09/2024	20:26	59.2		62.1	54.6
21/09/2024	20:31	59.4		63.3	54.0
21/09/2024	20:36	58.1		61.1	54.0
21/09/2024	20:41	58.5	59.1	61.8	54.0
21/09/2024	20:46	59.2		62.4	53.9
21/09/2024	20:51	59.3		62.5	54.2
21/09/2024	20:56	59.9		63.7	54.1
21/09/2024	21:01	59.8		62.8	54.2
21/09/2024	21:06	59.6		62.3	54.2
21/09/2024	21:11	59.2	59.1	62.4	54.0
21/09/2024	21:16	58.7		62.1	54.0
21/09/2024	21:21	59.4		62.3	54.1
21/09/2024	21:26	57.1		60.4	53.8
21/09/2024	21:31	56.5		59.0	53.8
21/09/2024	21:36	57.2		59.9	53.8
21/09/2024	21:41	56.0	57.5	58.2	53.6
21/09/2024	21:46	58.1		60.9	53.9
21/09/2024	21:51	58.9		61.6	54.0
21/09/2024	21:56	57.7		60.9	53.6
21/09/2024	22:01	58.2		60.8	53.7
21/09/2024	22:06	58.5		61.9	53.9
21/09/2024	22:11	57.6	57.6	60.5	53.8
21/09/2024	22:16	57.6		60.8	53.7
21/09/2024	22:21	56.8		59.5	53.7
21/09/2024	22:26	56.2		57.5	53.5
21/09/2024	22:31	55.9		58.2	53.7
21/09/2024	22:36	57.2		59.3	53.5
21/09/2024	22:41	55.8	56.9	56.5	53.6
21/09/2024	22:46	58.1		60.7	53.6
21/09/2024	22:51	56.8		59.0	53.6
21/09/2024	22:56	57.4		60.8	53.6
		Mean	58.7		
		Maximum	60.3		
		Minimum	56.9		

Station: CM25

Date	Start Time	Leq (5mins)	Leq (30mins)	L10 (5mins)	L90 (5mins)
22/09/2024	19:01	57.3		58.4	56.0
22/09/2024	19:06	57.5		58.8	56.0
22/09/2024	19:11	58.0	57.6	59.8	56.6
22/09/2024	19:16	58.4		59.4	57.1
22/09/2024	19:21	57.2		58.4	56.0
22/09/2024	19:26	57.0		58.2	55.4
22/09/2024	19:31	55.5		56.5	53.9
22/09/2024	19:36	55.2		56.8	53.2
22/09/2024	19:41	56.7	55.7	59.4	54.5
22/09/2024	19:46	55.7		56.6	54.4
22/09/2024	19:51	55.8		57.1	54.5
22/09/2024	19:56	55.1		56.1	53.9
22/09/2024	20:01	55.1		56.0	54.0
22/09/2024	20:06	56.0		57.3	54.1
22/09/2024	20:11	55.6	56.6	57.6	53.7
22/09/2024	20:16	55.8		56.9	53.6
22/09/2024	20:21	56.4		58.0	53.8
22/09/2024	20:26	59.1		63.3	54.4
22/09/2024	20:31	57.5		59.0	54.6
22/09/2024	20:36	57.3		59.4	55.0
22/09/2024	20:41	57.7	58.2	59.7	55.3
22/09/2024	20:46	59.2		61.2	55.8
22/09/2024	20:51	58.1		59.9	56.2
22/09/2024	20:56	58.8		60.5	56.4
22/09/2024	21:01	59.3		61.3	56.9
22/09/2024	21:06	60.4		62.3	57.9
22/09/2024	21:11	60.6	59.6	62.4	58.3
22/09/2024	21:16	59.6		61.1	57.0
22/09/2024	21:21	59.2		61.3	56.4
22/09/2024	21:26	57.8		58.8	55.8
22/09/2024	21:31	57.0		58.2	55.1
22/09/2024	21:36	57.6		59.0	55.7
22/09/2024	21:41	59.4	59.7	61.6	56.8
22/09/2024	21:46	63.6		65.7	55.9
22/09/2024	21:51	57.3		59.0	55.1
22/09/2024	21:56	59.4		60.9	56.4
22/09/2024	22:01	64.8		67.2	56.0
22/09/2024	22:06	60.0		62.5	54.4
22/09/2024	22:11	55.5	61.5	57.2	54.0
22/09/2024	22:16	58.2		60.8	54.7
22/09/2024	22:21	61.0		62.8	55.2
22/09/2024	22:26	63.2		66.8	57.4
22/09/2024	22:31	62.4		62.6	56.3
22/09/2024	22:36	62.5		64.7	58.5
22/09/2024	22:41	61.2	60.6	62.5	58.7
22/09/2024	22:46	58.5		60.0	56.5
22/09/2024	22:51	58.6		60.3	56.6
22/09/2024	22:56	58.0		59.9	55.9
		Mean	58.7		
		Maximum	61.5		
		Minimum	55.7		

Date	Start Time	Leq (5mins)	Leq (30mins)	L10 (5mins)	L90 (5mins)
23/09/2024	19:01	58.3		60.8	54.9
23/09/2024	19:06	60.0		62.8	55.7
23/09/2024	19:11	58.7	59.2	61.3	55.6
23/09/2024	19:16	60.1		63.2	55.5
23/09/2024	19:21	57.2		59.5	54.5
23/09/2024	19:26	60.1		62.7	55.9
23/09/2024	19:31	59.5		61.8	56.7
23/09/2024	19:36	61.5		63.9	57.4
23/09/2024	19:41	61.8	61.7	65.1	56.4
23/09/2024	19:46	62.9		65.3	59.3
23/09/2024	19:51	62.0		64.7	58.4
23/09/2024	19:56	61.7		64.1	57.6
23/09/2024	20:01	62.4		64.9	58.7
23/09/2024	20:06	61.7		64.5	57.9
23/09/2024	20:11	61.8	64.0	64.8	58.3
23/09/2024	20:16	64.4		67.1	60.1
23/09/2024	20:21	66.2		68.1	63.8
23/09/2024	20:26	65.3		68.2	59.7
23/09/2024	20:31	60.2		62.4	57.6
23/09/2024	20:36	56.8		58.1	55.1
23/09/2024	20:41	57.6	57.8	59.9	54.0
23/09/2024	20:46	56.3		58.6	53.3
23/09/2024	20:51	55.8		58.0	53.3
23/09/2024	20:56	58.3		61.7	53.8
23/09/2024	21:01	57.1		59.8	53.6
23/09/2024	21:06	56.0		58.1	53.6
23/09/2024	21:11	55.2	56.1	56.7	53.5
23/09/2024	21:16	55.4		56.6	54.0
23/09/2024	21:21	56.3		57.5	54.6
23/09/2024	21:26	56.4		58.2	53.2
23/09/2024	21:31	56.5		58.0	53.1
23/09/2024	21:36	54.8		56.1	53.5
23/09/2024	21:41	55.7	57.0	58.3	53.1
23/09/2024	21:46	55.8		57.3	53.7
23/09/2024	21:51	57.2		59.1	54.0
23/09/2024	21:56	59.9		63.5	53.8
23/09/2024	22:01	60.1		64.2	53.7
23/09/2024	22:06	60.0		63.9	53.7
23/09/2024	22:11	60.3	60.3	64.7	53.3
23/09/2024	22:16	60.0		64.0	52.9
23/09/2024	22:21	61.0		66.1	53.1
23/09/2024	22:26	60.2		64.2	53.9
23/09/2024	22:31	61.4		65.9	53.5
23/09/2024	22:36	63.1		67.4	56.0
23/09/2024	22:41	65.6	62.5	70.6	57.6
23/09/2024	22:46	63.8		68.3	56.3
23/09/2024	22:51	58.9		63.0	52.4
23/09/2024	22:56	57.4		60.6	50.5
		Mean	59.8		
		Maximum	64.0		
		Minimum	56.1		

Date	Start Time	Leq (5mins)	Leq (30mins)	L10 (5mins)	L90 (5mins)
24/09/2024	19:01	71.3		72.9	60.3
24/09/2024	19:06	71.6		73.1	63.0
24/09/2024	19:11	62.7	69.7	65.2	59.0
24/09/2024	19:16	66.7		69.7	58.6
24/09/2024	19:21	70.0		70.5	68.9
24/09/2024	19:26	70.6		72.2	68.7
24/09/2024	19:31	71.6		72.3	69.2
24/09/2024	19:36	68.7		69.5	67.7
24/09/2024	19:41	70.2	69.9	71.4	67.6
24/09/2024	19:46	70.8		72.4	67.6
24/09/2024	19:51	69.3		69.4	66.3
24/09/2024	19:56	67.7		68.7	65.0
24/09/2024	20:01	65.2		65.5	64.8
24/09/2024	20:06	64.0		64.3	63.6
24/09/2024	20:11	63.9	64.6	64.1	63.5
24/09/2024	20:16	64.1		66.3	62.7
24/09/2024	20:21	66.5		67.0	66.2
24/09/2024	20:26	63.4		63.8	63.1
24/09/2024	20:31	63.1		63.4	62.7
24/09/2024	20:36	62.9		63.3	62.5
24/09/2024	20:41	63.1	64.0	63.8	62.4
24/09/2024	20:46	66.1		66.7	62.8
24/09/2024	20:51	64.7		66.9	62.8
24/09/2024	20:56	63.3		63.9	62.7
24/09/2024	21:01	63.0		63.2	62.6
24/09/2024	21:06	63.3		63.7	62.8
24/09/2024	21:11	62.9	63.3	63.3	62.5
24/09/2024	21:16	63.2		63.7	62.9
24/09/2024	21:21	63.6		63.9	63.2
24/09/2024	21:26	63.6		64.0	63.3
24/09/2024	21:31	64.3		64.8	63.8
24/09/2024	21:36	64.9		65.3	64.3
24/09/2024	21:41	64.8	65.0	65.1	64.2
24/09/2024	21:46	65.1		65.6	64.2
24/09/2024	21:51	65.3		65.7	64.5
24/09/2024	21:56	65.6		66.0	64.9
24/09/2024	22:01	65.4		66.0	64.9
24/09/2024	22:06	66.0		66.7	65.0
24/09/2024	22:11	66.4	65.5	66.7	65.2
24/09/2024	22:16	65.3		66.0	64.4
24/09/2024	22:21	64.7		65.9	64.4
24/09/2024	22:26	64.8		64.9	64.5
24/09/2024	22:31	64.6		64.7	64.3
24/09/2024	22:36	64.4		64.6	64.3
24/09/2024	22:41	64.6	64.7	64.7	64.5
24/09/2024	22:46	64.8		65.0	64.6
24/09/2024	22:51	64.9		65.1	64.7
24/09/2024	22:56	64.7		65.0	64.4
		Mean	65.8		
		Maximum	69.9		
		Minimum	63.3		

Station: CM25

Date	Start Time	Leq (5mins)	Leq (30mins)	L10 (5mins)	L90 (5mins)
25/09/2024	19:01	56.1	61.5	58.1	47.7
25/09/2024	19:06	54.5		56.5	46.1
25/09/2024	19:11	52.8		54.8	45.5
25/09/2024	19:16	65.8		67.8	45.2
25/09/2024	19:21	65.5		67.5	46.1
25/09/2024	19:26	54.4		56.4	46.1
25/09/2024	19:31	54.8	57.4	56.8	46.7
25/09/2024	19:36	55.9		57.9	47.0
25/09/2024	19:41	56.4		58.4	46.3
25/09/2024	19:46	60.7		62.7	47.8
25/09/2024	19:51	55.3		57.3	46.8
25/09/2024	19:56	58.3		60.3	46.9
25/09/2024	20:01	54.8	54.5	56.8	46.5
25/09/2024	20:06	54.8		56.8	46.0
25/09/2024	20:11	54.1		56.1	46.3
25/09/2024	20:16	54.4		56.4	46.9
25/09/2024	20:21	54.8		56.8	46.0
25/09/2024	20:26	54.3		56.3	46.9
25/09/2024	20:31	54.7	55.2	56.7	47.2
25/09/2024	20:36	56.1		58.1	46.5
25/09/2024	20:41	53.3		55.3	45.9
25/09/2024	20:46	55.1		57.1	46.2
25/09/2024	20:51	57.4		59.4	48.1
25/09/2024	20:56	52.5		54.5	44.6
25/09/2024	21:01	50.9	53.7	52.9	43.7
25/09/2024	21:06	51.6		53.6	44.6
25/09/2024	21:11	51.4		53.4	44.1
25/09/2024	21:16	55.3		57.3	45.5
25/09/2024	21:21	55.6		57.6	44.7
25/09/2024	21:26	54.6		56.6	44.5
25/09/2024	21:31	54.7	55.4	56.7	45.6
25/09/2024	21:36	55.9		57.9	45.1
25/09/2024	21:41	53.3		55.3	46.2
25/09/2024	21:46	56.5		58.5	47.0
25/09/2024	21:51	54.7		56.7	46.8
25/09/2024	21:56	56.6		58.6	46.0
25/09/2024	22:01	57.5	54.7	59.5	44.4
25/09/2024	22:06	54.2		56.2	44.3
25/09/2024	22:11	55.5		57.5	45.4
25/09/2024	22:16	51.5		53.5	43.8
25/09/2024	22:21	55.0		57.0	44.4
25/09/2024	22:26	50.6		52.6	43.6
25/09/2024	22:31	54.9	55.7	56.9	44.2
25/09/2024	22:36	52.1		54.1	43.6
25/09/2024	22:41	59.1		61.1	44.4
25/09/2024	22:46	55.9		57.9	45.1
25/09/2024	22:51	55.7		57.7	45.3
25/09/2024	22:56	52.7		54.7	44.3
		Mean	56.0		
		Maximum	61.5		
		Minimum	53.7		

Date	Start Time	Leq (5mins)	Leq (30mins)	L10 (5mins)	L90 (5mins)
26/09/2024	19:01	55.6	56.6	57.6	50.8
26/09/2024	19:06	57.9		59.9	50.4
26/09/2024	19:11	59.7		61.7	52.1
26/09/2024	19:16	55.1		57.1	50.9
26/09/2024	19:21	53.7		55.7	48.5
26/09/2024	19:26	54.7		56.7	50.8
26/09/2024	19:31	52.8	54.8	54.8	46.9
26/09/2024	19:36	54.0		56.0	49.2
26/09/2024	19:41	53.7		55.7	47.6
26/09/2024	19:46	52.4		54.4	44.6
26/09/2024	19:51	56.4		58.4	50.8
26/09/2024	19:56	57.3		59.3	51.0
26/09/2024	20:01	58.7	55.8	60.7	53.2
26/09/2024	20:06	57.2		59.2	50.5
26/09/2024	20:11	52.8		54.8	46.6
26/09/2024	20:16	55.9		57.9	48.7
26/09/2024	20:21	52.3		54.3	46.7
26/09/2024	20:26	53.8		55.8	46.3
26/09/2024	20:31	54.1	53.0	56.1	46.7
26/09/2024	20:36	50.5		52.5	46.1
26/09/2024	20:41	53.4		55.4	46.5
26/09/2024	20:46	51.8		53.8	46.2
26/09/2024	20:51	53.3		55.3	47.0
26/09/2024	20:56	54.1		56.1	48.8
26/09/2024	21:01	51.1	54.5	53.1	46.6
26/09/2024	21:06	53.9		55.9	46.9
26/09/2024	21:11	49.9		51.9	44.3
26/09/2024	21:16	53.3		55.3	46.2
26/09/2024	21:21	53.4		55.4	47.2
26/09/2024	21:26	59.0		61.0	48.3
26/09/2024	21:31	59.6	55.3	61.6	52.6
26/09/2024	21:36	56.8		58.8	46.7
26/09/2024	21:41	51.7		53.7	45.7
26/09/2024	21:46	52.8		54.8	46.0
26/09/2024	21:51	50.2		52.2	45.1
26/09/2024	21:56	53.4		55.4	47.8
26/09/2024	22:01	51.8	52.6	53.8	45.9
26/09/2024	22:06	52.7		54.7	46.2
26/09/2024	22:11	53.1		55.1	47.7
26/09/2024	22:16	51.2		53.2	45.8
26/09/2024	22:21	54.9		56.9	48.6
26/09/2024	22:26	50.7		52.7	44.8
26/09/2024	22:31	52.4	52.4	54.4	44.8
26/09/2024	22:36	55.3		57.3	43.6
26/09/2024	22:41	50.4		52.4	44.1
26/09/2024	22:46	51.5		53.5	43.7
26/09/2024	22:51	50.0		52.0	43.0
26/09/2024	22:56	52.4		54.4	42.7
		Mean	54.4		
		Maximum	56.6		
		Minimum	52.4		

Summary of Noise Monitoring Results during 19:00 - 23:00 at CM25	
	Leq (30mins)
Mean	58.6
Maximum	69.9
Minimum	52.4

Station: CM25

Date	Start Time	Leq (5mins)	Leq (30mins)	L10 (5mins)	L90 (5mins)
13/09/2024	23:00	57.6	57.5	60.5	53.8
13/09/2024	23:05	56.4		59.1	53.7
13/09/2024	23:10	58.8		61.4	53.8
13/09/2024	23:15	57.6		60.5	53.7
13/09/2024	23:20	57.7		60.6	53.6
13/09/2024	23:25	56.9		59.9	53.6
13/09/2024	23:30	57.2	57.0	57.9	53.6
13/09/2024	23:35	58.4		61.0	53.8
13/09/2024	23:40	56.8		59.6	53.6
13/09/2024	23:45	55.5		57.1	53.7
13/09/2024	23:50	56.8		59.0	53.8
13/09/2024	23:55	57.1		59.6	53.9
		Mean	57.3		
		Maximum	57.5		
		Minimum	57.0		

Date	Start Time	Leq (5mins)	Leq (30mins)	L10 (5mins)	L90 (5mins)
14/09/2024	0:00	57.2	57.2	59.9	53.5
14/09/2024	0:05	57.3		60.6	53.6
14/09/2024	0:10	57.1		59.7	53.6
14/09/2024	0:15	57.2		59.5	53.8
14/09/2024	0:20	56.3		57.5	53.6
14/09/2024	0:25	57.8		60.7	54.0
14/09/2024	0:30	56.1	56.3	56.4	53.6
14/09/2024	0:35	55.0		55.9	53.5
14/09/2024	0:40	57.2		59.9	53.6
14/09/2024	0:45	57.3		58.5	53.6
14/09/2024	0:50	57.0		58.4	53.6
14/09/2024	0:55	54.3		54.5	53.4
14/09/2024	1:00	55.7	55.6	57.2	53.5
14/09/2024	1:05	56.5		58.7	53.7
14/09/2024	1:10	54.3		54.9	53.5
14/09/2024	1:15	56.3		57.7	53.6
14/09/2024	1:20	55.5		57.1	53.6
14/09/2024	1:25	54.7		55.9	53.6
14/09/2024	1:30	55.5	56.4	56.2	53.4
14/09/2024	1:35	56.1		56.7	53.5
14/09/2024	1:40	57.0		60.4	53.5
14/09/2024	1:45	54.6		55.3	53.5
14/09/2024	1:50	57.8		59.3	53.4
14/09/2024	1:55	56.6		58.9	53.2
14/09/2024	2:00	58.2	56.4	60.9	53.5
14/09/2024	2:05	55.0		56.2	53.4
14/09/2024	2:10	57.6		60.3	53.6
14/09/2024	2:15	55.0		56.0	53.4
14/09/2024	2:20	56.0		58.0	53.3
14/09/2024	2:25	55.1		56.4	53.3
14/09/2024	2:30	55.0	55.2	56.1	53.4
14/09/2024	2:35	55.6		56.6	53.3
14/09/2024	2:40	55.3		56.8	53.4
14/09/2024	2:45	54.2		54.6	53.4
14/09/2024	2:50	55.5		55.8	53.4
14/09/2024	2:55	55.7		56.0	53.4
14/09/2024	3:00	55.1	55.0	55.6	53.3
14/09/2024	3:05	55.0		56.3	53.3
14/09/2024	3:10	54.4		54.5	53.2
14/09/2024	3:15	55.3		57.3	53.5
14/09/2024	3:20	55.1		55.4	53.4
14/09/2024	3:25	54.8		56.1	53.3
14/09/2024	3:30	56.5	56.0	58.0	53.4
14/09/2024	3:35	57.0		58.6	53.3
14/09/2024	3:40	56.0		58.2	53.5
14/09/2024	3:45	54.2		54.4	53.4
14/09/2024	3:50	55.2		56.7	53.4
14/09/2024	3:55	56.4		56.6	53.5
14/09/2024	4:00	55.7	55.5	57.6	53.4
14/09/2024	4:05	55.0		56.2	53.3
14/09/2024	4:10	56.0		58.2	53.5
14/09/2024	4:15	54.9		55.7	53.6
14/09/2024	4:20	56.0		57.6	53.5
14/09/2024	4:25	55.1		55.4	53.4
14/09/2024	4:30	56.0	57.0	58.7	53.6
14/09/2024	4:35	56.5		58.3	53.7
14/09/2024	4:40	55.7		57.9	53.6
14/09/2024	4:45	57.6		60.5	53.7
14/09/2024	4:50	57.8		59.8	53.6
14/09/2024	4:55	57.7		60.4	53.7
14/09/2024	5:00	58.6	58.9	59.8	54.5
14/09/2024	5:05	58.4		61.0	54.8
14/09/2024	5:10	58.8		61.3	55.0
14/09/2024	5:15	59.2		62.2	55.2
14/09/2024	5:20	58.8		61.4	54.7
14/09/2024	5:25	59.5		62.9	54.7
14/09/2024	5:30	59.6	60.1	63.0	54.4
14/09/2024	5:35	59.0		61.9	54.6
14/09/2024	5:40	60.8		64.2	55.1
14/09/2024	5:45	59.5		62.2	54.8
14/09/2024	5:50	60.8		64.4	54.9
14/09/2024	5:55	60.3		63.3	54.7
14/09/2024	6:00	60.7	60.4	64.2	55.4
14/09/2024	6:05	58.8		61.7	54.9
14/09/2024	6:10	60.5		63.7	55.5
14/09/2024	6:15	60.9		63.6	55.4
14/09/2024	6:20	60.6		63.5	55.2
14/09/2024	6:25	60.6		63.5	55.2
14/09/2024	6:30	61.8	61.7	65.3	55.8
14/09/2024	6:35	60.8		63.4	56.6
14/09/2024	6:40	60.8		63.7	55.4
14/09/2024	6:45	61.9		64.8	56.2
14/09/2024	6:50	61.4		64.2	56.7
14/09/2024	6:55	63.1		66.2	58.2

Date	Start Time	Leq (5mins)	Leq (30mins)	L10 (5mins)	L90 (5mins)
14/09/2024	23:00	56.9	57.7	59.6	53.8
14/09/2024	23:05	60.0		62.7	54.1
14/09/2024	23:10	57.9		60.5	53.9
14/09/2024	23:15	58.2		60.7	53.9
14/09/2024	23:20	56.7		58.9	53.8
14/09/2024	23:25	54.9		56.0	53.8
14/09/2024	23:30	57.3	56.8	59.5	54.0
14/09/2024	23:35	57.4		59.6	54.0
14/09/2024	23:40	57.3		59.6	53.9
14/09/2024	23:45	56.3		58.2	53.8
14/09/2024	23:50	56.3		58.3	53.7
14/09/2024	23:55	55.9		57.6	53.6
		Mean	57.2		
		Maximum	61.7		
		Minimum	55.0		

Date	Start Time	Leq (5mins)	Leq (30mins)	L10 (5mins)	L90 (5mins)
15/09/2024	0:00	57.0	57.2	58.9	53.6
15/09/2024	0:05	57.8		60.1	53.7
15/09/2024	0:10	56.8		59.4	53.8
15/09/2024	0:15	57.6		59.9	53.7
15/09/2024	0:20	57.4		59.4	53.8
15/09/2024	0:25	56.5		56.9	53.5
15/09/2024	0:30	57.3	57.5	59.7	53.7
15/09/2024	0:35	60.1		62.3	53.9
15/09/2024	0:40	56.2		58.5	53.6
15/09/2024	0:45	57.9		60.3	53.6
15/09/2024	0:50	55.6		57.7	53.5
15/09/2024	0:55	56.2		59.1	53.4
15/09/2024	1:00	56.8	56.6	58.9	53.6
15/09/2024	1:05	55.9		58.5	53.6
15/09/2024	1:10	57.0		59.5	53.6
15/09/2024	1:15	57.3		60.5	53.9
15/09/2024	1:20	55.0		55.5	53.6
15/09/2024	1:25	57.0		60.0	53.7
15/09/2024	1:30	57.5	57.2	59.2	53.6
15/09/2024	1:35	59.7		61.5	53.7
15/09/2024	1:40	56.6		58.7	53.5
15/09/2024	1:45	54.8		56.0	53.6
15/09/2024	1:50	56.0		56.5	53.6
15/09/2024	1:55	57.1		58.5	53.8
15/09/2024	2:00	55.9	57.5	57.4	53.6
15/09/2024	2:05	57.0		58.6	53.6
15/09/2024	2:10	57.4		58.8	53.8
15/09/2024	2:15	61.0		65.2	53.8
15/09/2024	2:20	54.2		54.5	53.5
15/09/2024	2:25	56.1		56.3	53.5
15/09/2024	2:30	55.4	55.2	56.0	53.4
15/09/2024	2:35	55.0		56.0	53.4
15/09/2024	2:40	54.3		54.8	53.4
15/09/2024	2:45	55.2		56.2	53.4
15/09/2024	2:50	55.3		56.7	53.4
15/09/2024	2:55	55.7		58.1	53.5
15/09/2024	3:00	55.6	55.0	58.1	53.4
15/09/2024	3:05	55.4		56.7	53.4
15/09/2024	3:10	54.9		55.7	53.4
15/09/2024	3:15	55.2		55.3	53.4
15/09/2024	3:20	54.2		54.9	53.4
15/09/2024	3:25	54.7		55.6	53.4
15/09/2024	3:30	54.5	54.8	55.4	53.3
15/09/2024	3:35	54.3		56.3	53.3
15/09/2024	3:40	54.1		54.5	53.3
15/09/2024	3:45	55.7		57.7	53.4
15/09/2024	3:50	54.9		56.8	53.4
15/09/2024	3:55	55.1		55.7	53.4
15/09/2024	4:00	56.1	55.8	56.2	53.4
15/09/2024	4:05	55.9		58.0	53.5
15/09/2024	4:10	54.1		54.3	53.4
15/09/2024	4:15	54.9		55.3	53.5
15/09/2024	4:20	56.8		58.8	53.7
15/09/2024	4:25	56.4		57.8	53.6
15/09/2024	4:30	55.6	56.3	57.2	53.5
15/09/2024	4:35	56.0		57.9	53.7
15/09/2024	4:40	55.8		57.5	53.9
15/09/2024	4:45	55.5		56.7	53.9
15/09/2024	4:50	58.8		60.8	53.8
15/09/2024	4:55	55.2		56.3	53.8
15/09/2024	5:00	56.0	57.4	57.2	54.0
15/09/2024	5:05	57.9		60.3	54.0
15/09/2024	5:10	57.1		59.6	54.1
15/09/2024	5:15	58.4		61.1	54.4
15/09/2024	5:20	58.1		60.6	53.9
15/09/2024	5:25	56.4		58.3	53.9
15/09/2024	5:30	57.2	58.7	59.8	53.8
15/09/2024	5:35	57.5		60.4	53.9
15/09/2024	5:40	58.5		61.3	54.6
15/09/2024	5:45	59.5		62.9	54.7
15/09/2024	5:50	59.4		62.4	54.8
15/09/2024	5:55	59.5		63.4	54.4
15/09/2024	6:00	58.7	58.4	62.3	54.1
15/09/2024	6:05	57.3		60.1	54.2
15/09/2024	6:10	58.1		60.0	54.6
15/09/2024	6:15	59.2		62.3	54.6
15/09/2024	6:20	58.6		62.1	54.1
15/09/2024	6:25	58.5		61.2	54.1
15/09/2024	6:30	58.6	58.7	60.9	55.1
15/09/2024	6:35	58.5		61.4	54.2
15/09/2024	6:40	59.4		61.7	54.3
15/09/2024	6:45	59.0		61.9	54.7
15/09/2024	6:50	57.8		60.5	54.3
15/09/2024	6:55	58.6		61.1	54.3

Date	Start Time	Leq (5mins)	Leq (30mins)	L10 (5mins)	L90 (5mins)
15/09/2024	23:00	58.5	57.2	61.9	53.5
15/09/2024	23:05	58.1		59.7	53.3
15/09/2024	23:10	57.5		59.8	53.3
15/09/2024	23:15	56.1		58.5	53.4
15/09/2024	23:20	55.1		57.3	53.0
15/09/2024	23:25	56.8		57.8	53.1
15/09/2024	23:30	55.0	55.2	56.4	53.1
15/09/2024	23:35	55.1		56.5	53.1
15/09/2024	23:40	55.8		56.8	53.1
15/09/2024	23:45	55.2		57.1	53.2
15/09/2024	23:50	55.0		56.5	53.1
15/09/2024	23:55	55.1		56.5	53.2
		Mean	56.8		
		Maximum	58.7		
		Minimum	54.8		

Station: CM25

Date	Start Time	Leq (5mins)	Leq (30mins)	L10 (5mins)	L90 (5mins)
16/09/2024	0:00	55.6		58.2	53.1
16/09/2024	0:05	55.2		56.7	53.2
16/09/2024	0:10	54.4	55.1	55.6	53.1
16/09/2024	0:15	55.6		55.7	53.1
16/09/2024	0:20	54.4		55.8	53.2
16/09/2024	0:25	55.1		55.4	53.0
16/09/2024	0:30	54.2		55.3	53.1
16/09/2024	0:35	55.7		56.9	53.1
16/09/2024	0:40	54.3	55.0	54.6	53.0
16/09/2024	0:45	54.6		54.9	53.1
16/09/2024	0:50	56.3		57.1	53.1
16/09/2024	0:55	54.7		55.3	53.2
16/09/2024	1:00	55.0		56.0	53.1
16/09/2024	1:05	55.1		56.8	53.2
16/09/2024	1:10	56.6	55.1	60.1	53.3
16/09/2024	1:15	54.8		55.7	53.2
16/09/2024	1:20	55.1		57.1	53.1
16/09/2024	1:25	53.7		54.0	53.2
16/09/2024	1:30	54.0		54.8	53.2
16/09/2024	1:35	53.7		54.0	53.1
16/09/2024	1:40	53.9	54.6	54.4	53.2
16/09/2024	1:45	54.3		54.7	53.2
16/09/2024	1:50	55.0		56.2	53.2
16/09/2024	1:55	56.3		56.4	53.3
16/09/2024	2:00	54.1		54.3	53.2
16/09/2024	2:05	54.0		55.0	53.1
16/09/2024	2:10	54.3	54.4	54.8	53.1
16/09/2024	2:15	55.3		56.3	53.1
16/09/2024	2:20	54.0		54.1	53.1
16/09/2024	2:25	54.5		55.2	53.1
16/09/2024	2:30	55.0		56.6	53.1
16/09/2024	2:35	54.5		55.6	53.2
16/09/2024	2:40	54.3	54.8	54.9	53.2
16/09/2024	2:45	54.7		56.0	52.9
16/09/2024	2:50	55.9		58.2	53.0
16/09/2024	2:55	54.3		57.7	53.0
16/09/2024	3:00	53.4		53.7	53.0
16/09/2024	3:05	54.7		55.5	53.0
16/09/2024	3:10	55.6	54.4	55.9	53.0
16/09/2024	3:15	53.9		54.5	53.0
16/09/2024	3:20	54.1		54.3	53.0
16/09/2024	3:25	54.3		55.5	53.0
16/09/2024	3:30	54.8		56.7	53.0
16/09/2024	3:35	54.5		55.6	53.0
16/09/2024	3:40	54.3	54.6	54.5	53.0
16/09/2024	3:45	53.8		54.1	53.2
16/09/2024	3:50	55.5		56.1	53.0
16/09/2024	3:55	54.8		56.0	53.0
16/09/2024	4:00	55.7		57.4	53.1
16/09/2024	4:05	54.4		55.1	53.2
16/09/2024	4:10	55.3	55.2	56.6	53.1
16/09/2024	4:15	55.4		56.9	53.2
16/09/2024	4:20	54.6		56.1	53.1
16/09/2024	4:25	55.8		56.8	53.1
16/09/2024	4:30	55.6		57.7	53.2
16/09/2024	4:35	56.2		58.8	53.3
16/09/2024	4:40	56.5	56.5	59.4	53.3
16/09/2024	4:45	56.9		60.0	53.5
16/09/2024	4:50	56.9		59.5	53.5
16/09/2024	4:55	56.5		59.3	53.7
16/09/2024	5:00	57.2		59.9	54.0
16/09/2024	5:05	55.5		57.0	54.0
16/09/2024	5:10	58.5	58.1	61.1	54.4
16/09/2024	5:15	58.6		61.7	54.3
16/09/2024	5:20	58.6		61.8	54.3
16/09/2024	5:25	59.0		61.9	54.5
16/09/2024	5:30	58.4		60.1	54.4
16/09/2024	5:35	59.2		61.7	54.9
16/09/2024	5:40	58.5	59.0	60.9	55.0
16/09/2024	5:45	59.0		62.1	54.5
16/09/2024	5:50	58.8		61.5	54.4
16/09/2024	5:55	60.0		63.3	54.7
16/09/2024	6:00	60.5		63.9	54.6
16/09/2024	6:05	61.1		64.5	55.2
16/09/2024	6:10	59.9	60.9	62.9	54.5
16/09/2024	6:15	61.0		64.2	55.4
16/09/2024	6:20	60.5		63.3	55.5
16/09/2024	6:25	62.1		65.4	55.5
16/09/2024	6:30	61.2		63.4	55.8
16/09/2024	6:35	61.5		64.9	55.3
16/09/2024	6:40	61.7	61.7	64.7	56.9
16/09/2024	6:45	61.8		64.3	56.1
16/09/2024	6:50	62.4		65.5	57.2
16/09/2024	6:55	61.3		64.1	56.3
16/09/2024	23:00	57.1		59.9	53.3
16/09/2024	23:05	58.3		61.9	53.4
16/09/2024	23:10	56.9	57.0	59.4	53.3
16/09/2024	23:15	56.4		58.5	53.2
16/09/2024	23:20	55.4		56.3	53.3
16/09/2024	23:25	57.6		61.0	53.8
16/09/2024	23:30	57.2		59.7	53.5
16/09/2024	23:35	55.9		58.1	53.3
16/09/2024	23:40	56.1	56.1	57.0	53.2
16/09/2024	23:45	55.2		56.2	53.3
16/09/2024	23:50	55.2		57.2	53.2
16/09/2024	23:55	56.4		57.7	53.4
		Mean	56.4		
		Maximum	61.7		
		Minimum	54.4		

Date	Start Time	Leq (5mins)	Leq (30mins)	L10 (5mins)	L90 (5mins)
17/09/2024	0:00	55.8		57.4	53.2
17/09/2024	0:05	56.8		59.3	53.3
17/09/2024	0:10	55.0	55.8	56.9	53.2
17/09/2024	0:15	54.5		55.4	53.2
17/09/2024	0:20	54.8		56.1	53.1
17/09/2024	0:25	57.2		59.8	53.2
17/09/2024	0:30	56.4		58.8	53.3
17/09/2024	0:35	55.2		56.6	53.3
17/09/2024	0:40	55.6	55.7	56.9	53.2
17/09/2024	0:45	56.3		58.5	53.2
17/09/2024	0:50	55.8		57.9	53.2
17/09/2024	0:55	54.5		54.7	53.1
17/09/2024	1:00	54.4		54.7	53.3
17/09/2024	1:05	56.4		57.8	53.3
17/09/2024	1:10	55.2	55.8	57.3	53.3
17/09/2024	1:15	56.1		58.2	53.3
17/09/2024	1:20	55.2		57.0	53.3
17/09/2024	1:25	57.2		57.6	53.4
17/09/2024	1:30	55.6		57.0	53.3
17/09/2024	1:35	55.0		55.8	53.3
17/09/2024	1:40	56.0	55.5	58.0	53.3
17/09/2024	1:45	55.7		56.1	53.3
17/09/2024	1:50	54.5		55.6	53.2
17/09/2024	1:55	56.1		58.9	53.4
17/09/2024	2:00	54.7		54.9	53.1
17/09/2024	2:05	55.1		56.2	53.1
17/09/2024	2:10	54.0	54.7	54.4	53.0
17/09/2024	2:15	55.9		57.8	53.1
17/09/2024	2:20	53.9		54.2	53.1
17/09/2024	2:25	54.1		54.7	53.1
17/09/2024	2:30	54.6		55.8	53.1
17/09/2024	2:35	55.3		55.9	53.2
17/09/2024	2:40	54.1	55.1	55.0	53.1
17/09/2024	2:45	55.6		57.5	53.2
17/09/2024	2:50	55.2		57.2	53.0
17/09/2024	2:55	55.8		57.7	53.2
17/09/2024	3:00	54.1		54.9	53.1
17/09/2024	3:05	54.8		55.3	53.1
17/09/2024	3:10	54.3	54.8	55.0	53.1
17/09/2024	3:15	55.0		55.6	53.1
17/09/2024	3:20	54.8		55.0	53.2
17/09/2024	3:25	55.5		56.2	53.2
17/09/2024	3:30	56.1		58.6	53.2
17/09/2024	3:35	54.2		56.2	53.1
17/09/2024	3:40	54.2	55.0	55.1	53.0
17/09/2024	3:45	54.7		56.5	53.1
17/09/2024	3:50	54.5		55.8	53.1
17/09/2024	3:55	56.0		57.5	53.2
17/09/2024	4:00	56.1		58.5	53.1
17/09/2024	4:05	54.9		56.6	53.0
17/09/2024	4:10	55.0	55.6	56.8	53.2
17/09/2024	4:15	56.1		58.6	53.1
17/09/2024	4:20	54.8		55.6	53.2
17/09/2024	4:25	56.5		59.1	53.4
17/09/2024	4:30	55.5		57.5	53.3
17/09/2024	4:35	55.3		57.5	53.3
17/09/2024	4:40	57.1	56.2	59.7	53.3
17/09/2024	4:45	56.0		57.1	53.3
17/09/2024	4:50	55.7		57.8	53.4
17/09/2024	4:55	57.0		59.7	53.8
17/09/2024	5:00	58.0		60.7	53.8
17/09/2024	5:05	56.5		58.9	53.6
17/09/2024	5:10	56.3	57.9	58.7	53.7
17/09/2024	5:15	58.7		61.8	54.2
17/09/2024	5:20	57.7		59.6	53.8
17/09/2024	5:25	59.3		62.4	54.0
17/09/2024	5:30	58.8		61.1	54.3
17/09/2024	5:35	58.7		61.8	54.4
17/09/2024	5:40	59.1	59.4	61.7	54.3
17/09/2024	5:45	59.7		62.6	54.7
17/09/2024	5:50	58.5		61.3	54.5
17/09/2024	5:55	61.0		63.7	55.3
17/09/2024	6:00	61.0		63.9	55.2
17/09/2024	6:05	59.3		62.4	54.7
17/09/2024	6:10	60.9	62.2	64.0	55.2
17/09/2024	6:15	61.2		64.3	56.0
17/09/2024	6:20	61.3		64.0	56.5
17/09/2024	6:25	65.9		66.7	56.5
17/09/2024	6:30	61.8		64.1	55.4
17/09/2024	6:35	60.8		63.4	54.8
17/09/2024	6:40	60.5	61.2	63.0	55.5
17/09/2024	6:45	60.9		64.2	56.0
17/09/2024	6:50	60.9		64.0	55.3
17/09/2024	6:55	62.2		65.0	56.8
17/09/2024	23:00	57.8		61.1	53.3
17/09/2024	23:05	56.7		59.3	53.2
17/09/2024	23:10	56.6	57.1	59.3	53.1
17/09/2024	23:15	58.1		60.4	53.1
17/09/2024	23:20	56.1		58.8	52.9
17/09/2024	23:25	56.9		60.0	53.0
17/09/2024	23:30	54.3		55.3	52.7
17/09/2024	23:35	56.8		58.6	52.8
17/09/2024	23:40	54.2	55.3	55.5	52.7
17/09/2024	23:45	55.5		57.7	52.9
17/09/2024	23:50	55.2		56.9	52.7
17/09/2024	23:55	55.4		56.3	52.8
		Mean	56.7		
		Maximum	62.2		
		Minimum	54.7		

Date	Start Time	Leq (5mins)	Leq (30mins)	L10 (5mins)	L90 (5mins)
18/09/2024	0:00	57.4		59.3	52.9
18/09/2024	0:05	54.9		57.3	52.9
18/09/2024	0:10	54.0	55.7	55.2	52.7
18/09/2024	0:15	54.0		55.3	52.7
18/09/2024	0:20	57.6		61.6	52.8
18/09/2024	0:25	54.9		57.1	52.7
18/09/2024	0:30	55.1		56.6	52.7
18/09/2024	0:35	54.4		55.2	52.7
18/09/2024	0:40	56.0	55.6	58.6	52.8
18/09/2024	0:45	56.6		58.7	52.8
18/09/2024	0:50	54.9		56.1	52.7
18/09/2024	0:55	56.0		57.2	52.8
18/09/2024	1:00	55.1		56.7	52.8
18/09/2024	1:05	56.0		57.4	52.8
18/09/2024	1:10	54.5	55.0	56.2	52.8
18/09/2024	1:15	54.8		55.8	52.7
18/09/2024	1:20	53.9		54.6	52.6
18/09/2024	1:25	55.2		56.4	52.6
18/09/2024	1:30	54.3		54.5	52.5
18/09/2024	1:35	55.6		57.6	52.6
18/09/2024	1:40	55.5	55.1	57.4	52.6
18/09/2024	1:45	54.5		56.4	52.6
18/09/2024	1:50	55.2		57.1	52.7
18/09/2024	1:55	55.6		58.5	52.7
18/09/2024	2:00	53.9		54.1	52.6
18/09/2024	2:05	55.5		56.2	52.7
18/09/2024	2:10	54.2	55.0	54.7	52.6
18/09/2024	2:15	56.7		59.7	52.7
18/09/2024	2:20	54.3		55.5	52.6
18/09/2024	2:25	54.5		54.7	52.7
18/09/2024	2:30	54.2		54.6	52.7
18/09/2024	2:35	55.6		57.8	52.6
18/09/2024	2:40	55.0	54.6	57.5	52.6
18/09/2024	2:45	53.6		54.4	52.5
18/09/2024	2:50	54.2		55.6	52.5
18/09/2024	2:55	54.6		56.6	52.7
18/09/2024	3:00	55.1		57.5	52.7
18/09/2024	3:05	54.5		56.6	52.6
18/09/2024	3:10	55.1	55.0	56.7	52.7
18/09/2024	3:15	55.6		57.9	52.6
18/09/2024	3:20	55.4		57.5	52.6
18/09/2024	3:25	54.2		55.0	52.6
18/09/2024	3:30	55.7		58.0	52.7
18/09/2024	3:35	55.0		56.9	52.7
18/09/2024	3:40	56.0	55.7	58.5	52.8
18/09/2024	3:45	55.6		57.3	52.8
18/09/2024	3:50	55.6		57.8	53.0
18/09/2024	3:55	56.3		58.2	53.0
18/09/2024	4:00	55.8		57.8	53.1
18/09/2024	4:05	55.2		57.4	53.3
18/09/2024	4:10	57.5	56.8	60.5	53.6
18/09/2024	4:15	58.4		60.7	53.4
18/09/2024	4:20	56.2		58.3	53.1
18/09/2024	4:25	57.0		59.4	53.5
18/09/2024	4:30	56.1		58.4	53.6
18/09/2024	4:35	57.4		60.0	53.4
18/09/2024	4:40	56.8	57.1	59.5	53.5
18/09/2024	4:45	57.8		59.7	53.5
18/09/2024	4:50	57.6		60.5	53.7
18/09/2024	4:55	56.6		58.9	53.3
18/09/2024	5:00	56.4		58.9	53.3
18/09/2024	5:05	58.2		61.6	53.6
18/09/2024	5:10	56.8	57.5	58.6	53.9
18/09/2024	5:15	57.7		60.6	54.5
18/09/2024	5:20	58.4		61.4	54.2
18/09/2024	5:25	57.2		59.7	53.9
18/09/2024	5:30	57.7		60.0	54.4
18/09/2024	5:35	57.8		61.0	53.7
18/09/2024	5:40	57.7	57.6	61.0	53.7
18/09/2024	5:45	57.9		60.7	53.9
18/09/2024	5:50	56.8		59.5	53.5
18/09/2024	5:55	57.5		60.8	53.4
18/09/2024	6:00	58.7		61.8	53.8
18/09/2024	6:05	58.3		61.1	53.6
18/09/2024	6:10	59.0	58.7	61.8	53.7
18/09/2024	6:15	60.1		62.3	54.1
18/09/2024	6:20	58.1		61.2	53.9
18/09/2024	6:25	57.9		60.4	53.4
18/09/2024	6:30	58.8		61.9	53.5
18/09/2024	6:35	57.8		60.8	53.4
18/09/2024	6:40	57.8	58.2	60.7	53.4
18/09/2024	6:45	57.2		59.6	53.7
18/09/2024	6:50	58.7		61.5	53.8
18/09/2024	6:55	58.7		61.5	54.2
18/09/2024	23:00	56.6		57.5	52.8
18/09/2024	23:05	56.1		58.5	52.8
18/09/2024	23:10	55.6	55.7	57.0	52.8
18/09/2024	23:15	56.9		60.0	52.8
18/09/2024	23:20	53.8		56.7	52.7
18/09/2024	23:25	54.4		54.9	52.7
18/09/2024	23:30	56.0		57.6	52.8
18/09/2024	23:35	54.1		60.4	52.6
18/09/2024	23:40	54.1	55.0	54.6	52.6
18/09/2024	23:45	56.9		59.8	52.7
18/09/2024	23:50	54.0		55.2	52.6
18/09/2024	23:55	54.1		54.8	52.5
		Mean	56.1		
		Maximum	58.7		
		Minimum	54.6		

Station: CM25

Date	Start Time	Leq (5mins)	Leq (30mins)	L10 (5mins)	L90 (5mins)
19/09/2024	0:00	57.1		60.4	52.7
19/09/2024	0:05	53.9		54.2	52.6
19/09/2024	0:10	53.6	55.2	55.6	52.6
19/09/2024	0:15	53.6		55.4	52.6
19/09/2024	0:20	56.2		56.8	52.7
19/09/2024	0:25	55.5		56.1	52.6
19/09/2024	0:30	56.3		58.5	52.7
19/09/2024	0:35	54.4		55.7	52.6
19/09/2024	0:40	54.4	54.8	56.1	52.5
19/09/2024	0:45	55.0		56.6	52.7
19/09/2024	0:50	53.9		54.3	52.6
19/09/2024	0:55	54.4		55.8	52.6
19/09/2024	1:00	53.1		53.4	52.5
19/09/2024	1:05	54.7		56.4	52.7
19/09/2024	1:10	53.1	53.9	53.4	52.6
19/09/2024	1:15	53.9		55.2	52.7
19/09/2024	1:20	54.4		54.5	52.6
19/09/2024	1:25	53.9		54.2	52.8
19/09/2024	1:30	55.5		55.7	52.7
19/09/2024	1:35	54.9		55.8	52.7
19/09/2024	1:40	55.4	55.4	56.8	52.8
19/09/2024	1:45	54.2		54.6	52.7
19/09/2024	1:50	55.2		55.6	52.8
19/09/2024	1:55	56.8		58.4	52.7
19/09/2024	2:00	53.6		53.8	52.8
19/09/2024	2:05	55.4		57.7	52.9
19/09/2024	2:10	55.2	54.6	56.0	52.8
19/09/2024	2:15	54.1		55.2	52.6
19/09/2024	2:20	53.6		54.4	52.7
19/09/2024	2:25	55.2		57.1	52.7
19/09/2024	2:30	55.6		56.8	52.8
19/09/2024	2:35	55.5		57.1	52.7
19/09/2024	2:40	54.8	54.6	56.8	52.8
19/09/2024	2:45	53.6		53.8	52.7
19/09/2024	2:50	53.2		53.4	52.7
19/09/2024	2:55	54.2		55.1	52.7
19/09/2024	3:00	53.9		54.1	52.6
19/09/2024	3:05	55.9		58.4	52.8
19/09/2024	3:10	55.3	54.6	57.6	52.8
19/09/2024	3:15	53.3		53.6	52.7
19/09/2024	3:20	54.2		54.6	52.8
19/09/2024	3:25	54.6		56.4	52.8
19/09/2024	3:30	54.8		56.5	52.8
19/09/2024	3:35	56.4		57.4	52.8
19/09/2024	3:40	57.3	56.1	60.3	52.9
19/09/2024	3:45	55.3		57.0	53.0
19/09/2024	3:50	56.7		59.3	53.0
19/09/2024	3:55	55.7		58.1	53.1
19/09/2024	4:00	56.0		58.3	53.2
19/09/2024	4:05	56.0		58.1	53.6
19/09/2024	4:10	57.2	58.0	59.5	53.4
19/09/2024	4:15	58.4		61.4	53.8
19/09/2024	4:20	59.0		61.9	54.2
19/09/2024	4:25	60.0		62.7	53.9
19/09/2024	4:30	57.0		59.5	53.7
19/09/2024	4:35	58.1		61.7	54.0
19/09/2024	4:40	59.9	59.0	63.1	54.5
19/09/2024	4:45	59.8		63.2	54.1
19/09/2024	4:50	58.1		61.5	53.5
19/09/2024	4:55	60.0		63.2	54.2
19/09/2024	5:00	59.1		62.0	54.4
19/09/2024	5:05	60.7		63.8	54.6
19/09/2024	5:10	61.7	61.1	64.8	54.3
19/09/2024	5:15	61.8		63.7	55.6
19/09/2024	5:20	61.2		63.7	56.4
19/09/2024	5:25	61.7		64.5	56.2
19/09/2024	5:30	61.1		63.9	55.7
19/09/2024	5:35	62.0		64.5	56.5
19/09/2024	5:40	61.3	61.8	64.4	56.3
19/09/2024	5:45	62.4		65.2	56.2
19/09/2024	5:50	62.5		65.1	57.8
19/09/2024	5:55	61.4		64.3	55.6
19/09/2024	6:00	62.0		64.7	56.1
19/09/2024	6:05	61.8		64.6	55.5
19/09/2024	6:10	62.3	62.1	65.5	55.3
19/09/2024	6:15	60.8		63.8	55.4
19/09/2024	6:20	62.0		64.5	55.2
19/09/2024	6:25	63.4		66.9	55.9
19/09/2024	6:30	61.0		63.9	55.7
19/09/2024	6:35	62.2		65.2	56.8
19/09/2024	6:40	67.5	64.3	68.9	57.6
19/09/2024	6:45	60.9		63.4	55.3
19/09/2024	6:50	65.1		67.4	55.3
19/09/2024	6:55	65.1		69.4	54.5

19/09/2024	23:01	55.3		57.5	52.7
19/09/2024	23:06	56.3		57.8	52.8
19/09/2024	23:11	55.8	55.9	58.4	52.7
19/09/2024	23:16	54.4		55.4	52.8
19/09/2024	23:21	57.0		60.0	52.8
19/09/2024	23:26	55.9		58.0	52.8
19/09/2024	23:31	54.4		56.1	52.7
19/09/2024	23:36	56.6		57.3	52.7
19/09/2024	23:41	56.1	55.2	58.3	52.7
19/09/2024	23:46	53.6		54.1	52.6
19/09/2024	23:51	56.0		58.6	52.9
19/09/2024	23:56	53.7		56.6	52.7
		Mean	57.3		
		Maximum	64.3		
		Minimum	53.9		

Date	Start Time	Leq (5mins)	Leq (30mins)	L10 (5mins)	L90 (5mins)
20/09/2024	0:01	53.8		55.0	52.7
20/09/2024	0:06	55.4		57.1	52.7
20/09/2024	0:11	56.0	56.0	58.8	52.8
20/09/2024	0:16	55.4		57.4	52.7
20/09/2024	0:21	58.2		60.9	52.8
20/09/2024	0:26	55.9		57.4	52.7
20/09/2024	0:31	55.2		57.0	52.7
20/09/2024	0:36	55.1		55.7	52.7
20/09/2024	0:41	55.4	55.1	57.3	52.8
20/09/2024	0:46	54.9		56.7	52.7
20/09/2024	0:51	55.5		57.8	52.7
20/09/2024	0:56	54.7		56.9	52.7
20/09/2024	1:01	55.5		57.4	52.6
20/09/2024	1:06	57.3		60.3	52.8
20/09/2024	1:11	54.4	55.3	55.0	52.6
20/09/2024	1:16	54.0		54.1	52.7
20/09/2024	1:21	55.0		57.8	52.8
20/09/2024	1:26	54.6		55.7	52.6
20/09/2024	1:31	54.9		55.0	52.6
20/09/2024	1:36	55.6		56.7	52.6
20/09/2024	1:41	55.3	54.9	56.5	52.7
20/09/2024	1:46	53.8		54.5	52.5
20/09/2024	1:51	55.1		56.2	52.7
20/09/2024	1:56	54.6		56.8	52.8
20/09/2024	2:01	54.2		55.1	52.7
20/09/2024	2:06	54.3		55.2	52.8
20/09/2024	2:11	56.3	55.1	58.7	52.9
20/09/2024	2:16	54.9		55.6	52.8
20/09/2024	2:21	55.0		56.9	52.8
20/09/2024	2:26	55.6		57.5	52.8
20/09/2024	2:31	55.4		57.8	52.9
20/09/2024	2:36	53.6		54.3	52.7
20/09/2024	2:41	53.9	55.3	54.2	52.7
20/09/2024	2:46	56.0		58.4	52.9
20/09/2024	2:51	55.9		57.2	52.7
20/09/2024	2:56	56.4		58.1	52.9
20/09/2024	3:01	56.3		58.7	52.8
20/09/2024	3:06	53.8		54.0	52.8
20/09/2024	3:11	54.0	55.7	55.0	52.7
20/09/2024	3:16	56.0		57.9	52.8
20/09/2024	3:21	57.2		59.5	53.0
20/09/2024	3:26	55.8		57.6	52.9
20/09/2024	3:31	54.7		56.4	53.0
20/09/2024	3:36	54.5		56.1	53.0
20/09/2024	3:41	56.0	55.6	58.8	53.0
20/09/2024	3:46	56.5		58.1	53.0
20/09/2024	3:51	55.1		56.9	52.9
20/09/2024	3:56	56.3		58.9	52.9
20/09/2024	4:01	57.0		59.3	52.9
20/09/2024	4:06	56.4		59.2	53.0
20/09/2024	4:11	58.9	57.9	62.4	53.6
20/09/2024	4:16	57.5		60.7	53.7
20/09/2024	4:21	57.5		60.7	53.5
20/09/2024	4:26	59.5		62.8	54.1
20/09/2024	4:31	59.8		62.8	54.1
20/09/2024	4:36	59.0		62.4	54.1
20/09/2024	4:41	58.8	59.8	61.4	54.2
20/09/2024	4:46	60.1		63.2	54.6
20/09/2024	4:51	60.4		63.3	54.8
20/09/2024	4:56	60.2		64.0	54.1
20/09/2024	5:01	59.9		62.8	54.2
20/09/2024	5:06	60.2		63.4	54.4
20/09/2024	5:11	61.0	60.3	64.1	54.5
20/09/2024	5:16	61.1		64.6	54.4
20/09/2024	5:21	59.3		62.1	54.4
20/09/2024	5:26	60.3		63.4	55.0
20/09/2024	5:31	61.2		64.2	56.5
20/09/2024	5:36	61.4		64.3	55.1
20/09/2024	5:41	61.4	61.4	64.3	55.7
20/09/2024	5:46	61.5		64.6	55.7
20/09/2024	5:51	61.5		63.9	57.3
20/09/2024	5:56	61.6		64.7	56.6
20/09/2024	6:01	61.4		64.3	56.2
20/09/2024	6:06	61.6		64.1	57.1
20/09/2024	6:11	62.2	61.9	65.0	57.8
20/09/2024	6:16	61.0		64.2	55.5
20/09/2024	6:21	62.9		66.0	57.8
20/09/2024	6:26	62.3		65.5	56.7
20/09/2024	6:31	61.8		64.7	55.9
20/09/2024	6:36	62.7		65.9	57.0
20/09/2024	6:41	62.4	62.0	66.1	54.4
20/09/2024	6:46	62.4		65.8	56.0
20/09/2024	6:51	60.4		63.5	55.1
20/09/2024	6:56	61.7		64.8	56.5

20/09/2024	23:01	57.6		60.3	52.8
20/09/2024	23:06	56.1		58.1	52.9
20/09/2024	23:11	56.4	56.4	58.5	52.9
20/09/2024	23:16	56.3		58.7	52.9
20/09/2024	23:21	55.6		56.8	52.9
20/09/2024	23:26	55.9		57.7	53.0
20/09/2024	23:31	56.8		60.0	53.0
20/09/2024	23:36	54.9		56.5	53.1
20/09/2024	23:41	55.7	55.4	58.4	52.9
20/09/2024	23:46	54.6		56.3	53.0
20/09/2024	23:51	53.8		54.3	53.0
20/09/2024	23:56	54.0		54.1	52.9
		Mean	57.4		
		Maximum	62.0		
		Minimum	54.9		

Date	Start Time	Leq (5mins)	Leq (30mins)	L10 (5mins)	L90 (5mins)
21/09/2024	0:01	57.7		60.4	53.2
21/09/2024	0:06	56.3		59.0	53.1
21/09/2024	0:11	56.2	56.2	58.8	53.0
21/09/2024	0:16	55.5		57.6	53.0
21/09/2024	0:21	54.6		55.7	53.0
21/09/2024	0:26	56.3		56.5	52.9
21/09/2024	0:31	55.0		56.7	53.1
21/09/2024	0:36	57.8		58.4	52.9
21/09/2024	0:41	54.6	55.6	55.8	53.0
21/09/2024	0:46	54.9		56.8	53.0
21/09/2024	0:51	54.5		55.9	52.9
21/09/2024	0:56	55.6		56.8	53.0
21/09/2024	1:01	56.2		58.8	53.1
21/09/2024	1:06	57.1		59.9	53.1
21/09/2024	1:11	55.3	55.5	57.0	53.0
21/09/2024	1:16	54.7		56.5	53.0
21/09/2024	1:21	54.8		56.8	53.0
21/09/2024	1:26	53.8		53.9	53.0
21/09/2024	1:31	55.9		56.7	53.1
21/09/2024	1:36	61.1		61.3	53.1
21/09/2024	1:41	53.9	56.8	59.8	52.9
21/09/2024	1:46	54.5		56.9	53.0
21/09/2024	1:51	55.3		57.9	53.1
21/09/2024	1:56	54.9		56.4	52.9
21/09/2024	2:01	55.6		58.1	53.0
21/09/2024	2:06	55.1		56.8	53.0
21/09/2024	2:11	53.9	55.2	54.1	53.0
21/09/2024	2:16	54.9		57.0	53.0
21/09/2024	2:21	55.7		55.8	53.0
21/09/2024	2:26	55.9		56.6	53.1
21/09/2024	2:31	54.1		54.6	53.1
21/09/2024	2:36	55.0		56.5	53.1
21/09/2024	2:41	56.4	55.1	57.8	53.2
21/09/2024	2:46	54.5		55.9	53.1
21/09/2024	2:51	55.8		55.9	53.1
21/09/2024	2:56	54.2		54.3	53.1
21/09/2024	3:01	55.4		57.1	53.3
21/09/2024	3:06	56.4		57.5	53.2
21/09/2024	3:11	55.8	55.6	57.6	53.1
21/09/2024	3:16	55.2		56.9	53.1
21/09/2024	3:21	55.4		56.8	53.1
21/09/2024	3:26	55.1		56.5	53.1
21/09/2024	3:31	54.6		56.3	53.1
21/09/2024	3:36	56.3		57.4	53.3
21/09/2024	3:41	54.5	55.7	55.2	53.1
21/09/2024	3:46	54.7		56.3	53.1
21/09/2024	3:51	56.8		59.6	53.2
21/09/2024	3:56	56.6		59.2	53.4
21/09/2024	4:01	55.9		57.3	53.6
21/09/2024	4:06	57.2		59.1	53.2
21/09/2024	4:11	56.5	57.1	58.9	53.5
21/09/2024	4:16	56.2		58.6	53.5
21/09/2024	4:21	57.4		59.9	53.7
21/09/2024	4:26	58.7		61.7	54.0
21/09/2024	4:31	58.8		62.3	54.0
21/09/2024	4:36	59.5		61.9	54.3
21/09/2024	4:41	59.9	59.1	63.0	54.4
21/09/2024	4:46	59.8		62.3	54.2
21/09/2024	4:51	58.0		60.8	54.1
21/09/2024	4:56	58.4		61.4	54.0
21/09/2024	5:01	59.2		63.2	54.3
21/09/2024	5:06	59.8		63.3	54.7
21/09/2024	5:11	59.4	61.5	62.5	54.5
21/09/2024	5:16	63.6		66.0	57.1
21/09/2024	5:21	63.1		65.8	57.9
21/09/2024	5:26	61.6		65.1	55.8
21/09/2024	5:31	60.6		63.7	55.1
21/09/2024	5:36	61.7		64.8	54.9
21/09/2024	5:41	62.1	61.8	64.9	55.8
21/09/2024	5:46	62.3		65.7	55.5
21/09/2024	5:51	62.0		65.1	56.4
21/09/2024	5:56	61.6		65.3	55.9
21/09/2024	6:01	62.3		65.4	56.0
21/09/2024	6:06	62.1		65.3	55.8
21/09/2024	6:11	63.0	62.3	66.5	57.3
21/09/2024	6:16	62.2		65.0	56.9
21/09/2024	6:21	62.4		65.7	56.5
21/09/2024	6:26	62.0		65.0	56.6
21/09/2024	6:31	61.9		65.0	56.7
21/09/2024	6:36	61.5		64.8	55.3
21/09/2024	6:41	62.1	62.0	65.6	55.2
21/09/2024	6:46	62.4		65.5	56.1
21/09/2024	6:51	61.9		65.4	55.2
21/09/2024	6:56	62.2		65.4	55.6

21/09/2024	23:01	59.5		63.1	53.6
21/09/2024	23:06	55.5		56.8	53.3
21/09/2024	23:11	57.0	57.2	59.8	53.5
21/09/2024	23:16	57.0		59.9	53.4
21/09/2024	23:21	56.5		58.6	53.3
21/09/2024	23:26	56.6		58.9	53.4
21/09/2024	23:31	57.9		59.6	53.5
21/09/2024	23:36	58.7		61.1	53.5
21/09/2024	23:41	58.1	57.4	60.0	53.6
21/09/2024	23:46	56.8		59.7	53.4
21/09/2024	23:51	56.0		57.6	53.4
21/09/2024	23:56	56.4		58.4	53.5
		Mean	57.8		
		Maximum	62.3		
		Minimum	55.1		

Station: CM25

Date	Start Time	Leq (5mins)	Leq (30mins)	L10 (5mins)	L90 (5mins)
22/09/2024	0:01	56.0		58.6	53.4
22/09/2024	0:06	55.3		56.3	53.3
22/09/2024	0:11	56.4	55.7	58.7	53.4
22/09/2024	0:16	54.2		54.9	53.3
22/09/2024	0:21	56.4		58.4	53.3
22/09/2024	0:26	55.5		56.6	53.3
22/09/2024	0:31	54.5		55.7	53.3
22/09/2024	0:36	55.0		56.2	53.1
22/09/2024	0:41	55.1	55.6	56.6	53.2
22/09/2024	0:46	56.5		57.2	53.3
22/09/2024	0:51	56.1		57.0	53.1
22/09/2024	0:56	56.0		58.3	53.3
22/09/2024	1:01	56.9		59.1	53.2
22/09/2024	1:06	56.9		59.9	53.3
22/09/2024	1:11	55.1	55.8	56.7	53.6
22/09/2024	1:16	55.8		57.4	53.3
22/09/2024	1:21	54.5		54.9	53.3
22/09/2024	1:26	54.7		55.2	53.3
22/09/2024	1:31	57.3		59.9	53.5
22/09/2024	1:36	56.3		58.9	53.3
22/09/2024	1:41	55.1	56.2	56.5	53.2
22/09/2024	1:46	55.0		56.7	53.2
22/09/2024	1:51	56.5		59.3	53.2
22/09/2024	1:56	56.7		58.4	53.3
22/09/2024	2:01	55.7		57.6	53.3
22/09/2024	2:06	54.4		54.6	53.3
22/09/2024	2:11	55.1	55.3	56.8	53.2
22/09/2024	2:16	55.9		57.6	53.3
22/09/2024	2:21	54.6		55.9	53.2
22/09/2024	2:26	55.9		56.9	53.2
22/09/2024	2:31	55.1		55.6	53.2
22/09/2024	2:36	55.8		55.9	53.1
22/09/2024	2:41	55.1	54.9	56.3	53.1
22/09/2024	2:46	55.2		56.6	53.2
22/09/2024	2:51	54.0		56.2	53.1
22/09/2024	2:56	54.0		54.3	53.2
22/09/2024	3:01	55.2		57.1	53.2
22/09/2024	3:06	55.4		56.5	53.1
22/09/2024	3:11	54.6	54.9	55.1	53.2
22/09/2024	3:16	55.2		57.5	53.3
22/09/2024	3:21	54.5		56.2	53.2
22/09/2024	3:26	54.6		55.2	53.2
22/09/2024	3:31	54.9		56.6	53.1
22/09/2024	3:36	55.5		57.4	53.4
22/09/2024	3:41	55.3	55.5	56.7	53.2
22/09/2024	3:46	56.5		59.3	53.3
22/09/2024	3:51	55.7		57.9	53.3
22/09/2024	3:56	54.9		55.8	53.2
22/09/2024	4:01	56.8		59.4	53.5
22/09/2024	4:06	56.7		58.7	53.6
22/09/2024	4:11	55.6	56.8	57.9	53.4
22/09/2024	4:16	56.0		58.5	53.4
22/09/2024	4:21	58.0		60.1	53.6
22/09/2024	4:26	57.3		59.4	53.9
22/09/2024	4:31	59.0		60.9	54.1
22/09/2024	4:36	58.1		60.9	53.8
22/09/2024	4:41	57.8	57.8	59.8	53.6
22/09/2024	4:46	57.6		60.5	53.9
22/09/2024	4:51	57.4		60.4	53.7
22/09/2024	4:56	56.6		59.0	53.7
22/09/2024	5:01	58.2		61.1	54.0
22/09/2024	5:06	57.6		60.4	54.0
22/09/2024	5:11	58.7	57.8	61.5	54.2
22/09/2024	5:16	57.6		58.7	53.9
22/09/2024	5:21	56.0		57.7	54.1
22/09/2024	5:26	58.2		60.8	54.4
22/09/2024	5:31	59.0		61.9	54.8
22/09/2024	5:36	59.1		62.2	54.5
22/09/2024	5:41	59.5	59.1	62.1	54.9
22/09/2024	5:46	58.9		61.7	54.6
22/09/2024	5:51	59.4		62.8	54.5
22/09/2024	5:56	58.7		61.3	54.4
22/09/2024	6:01	59.3		60.8	54.3
22/09/2024	6:06	58.9		62.2	54.5
22/09/2024	6:11	59.5	59.8	62.7	54.6
22/09/2024	6:16	59.9		63.1	54.5
22/09/2024	6:21	58.5		62.8	53.9
22/09/2024	6:26	61.8		64.0	54.3
22/09/2024	6:31	59.5		62.6	54.0
22/09/2024	6:36	58.4		61.3	54.0
22/09/2024	6:41	59.3	59.2	61.7	54.0
22/09/2024	6:46	58.9		61.6	53.9
22/09/2024	6:51	58.8		61.1	54.3
22/09/2024	6:56	60.1		62.7	54.6
22/09/2024	23:01	58.0		59.6	56.0
22/09/2024	23:06	59.1		59.9	55.8
22/09/2024	23:11	57.6	58.6	59.9	55.0
22/09/2024	23:16	59.2		61.0	56.6
22/09/2024	23:21	59.1		60.8	57.1
22/09/2024	23:26	58.2		59.5	55.6
22/09/2024	23:31	58.1		60.3	55.7
22/09/2024	23:36	70.1		70.3	56.6
22/09/2024	23:41	67.6	64.9	73.7	58.0
22/09/2024	23:46	58.9		60.9	56.2
22/09/2024	23:51	57.7		58.5	55.9
22/09/2024	23:56	55.6		57.1	53.8
		Mean	57.4		
		Maximum	64.9		
		Minimum	54.9		

Date	Start Time	Leq (5mins)	Leq (30mins)	L10 (5mins)	L90 (5mins)
23/09/2024	0:01	56.1		57.7	53.8
23/09/2024	0:06	55.8		57.4	54.0
23/09/2024	0:11	56.1	57.0	57.3	54.3
23/09/2024	0:16	56.0		57.2	54.2
23/09/2024	0:21	57.6		60.2	54.4
23/09/2024	0:26	59.1		61.5	55.0
23/09/2024	0:31	59.3		60.6	53.7
23/09/2024	0:36	55.6		57.1	53.7
23/09/2024	0:41	58.0	58.1	59.0	53.3
23/09/2024	0:46	56.6		58.4	53.4
23/09/2024	0:51	57.3		58.7	53.4
23/09/2024	0:56	60.2		62.0	57.5
23/09/2024	1:01	62.0		64.5	58.6
23/09/2024	1:06	59.2		61.5	56.3
23/09/2024	1:11	58.0	59.1	59.6	55.9
23/09/2024	1:16	58.4		59.1	54.9
23/09/2024	1:21	57.8		59.5	55.5
23/09/2024	1:26	57.6		59.6	55.1
23/09/2024	1:31	56.1		58.4	52.8
23/09/2024	1:36	58.0		58.5	52.8
23/09/2024	1:41	53.8	55.6	54.4	51.5
23/09/2024	1:46	53.5		54.0	52.5
23/09/2024	1:51	56.6		59.3	53.4
23/09/2024	1:56	53.5		54.6	52.3
23/09/2024	2:01	53.7		55.2	51.8
23/09/2024	2:06	53.2		54.6	52.0
23/09/2024	2:11	54.1	54.3	54.9	53.4
23/09/2024	2:16	54.8		55.8	54.0
23/09/2024	2:21	55.2		56.6	54.1
23/09/2024	2:26	54.5		55.1	53.7
23/09/2024	2:31	54.6		55.2	53.9
23/09/2024	2:36	54.3		54.8	53.8
23/09/2024	2:41	54.6	54.8	55.3	54.0
23/09/2024	2:46	55.2		55.8	54.0
23/09/2024	2:51	55.1		55.4	53.9
23/09/2024	2:56	54.9		55.6	54.1
23/09/2024	3:01	54.8		55.3	54.3
23/09/2024	3:06	54.8		55.5	54.1
23/09/2024	3:11	54.3	54.5	54.8	53.8
23/09/2024	3:16	54.3		54.7	53.7
23/09/2024	3:21	54.4		54.9	53.9
23/09/2024	3:26	54.4		54.8	53.9
23/09/2024	3:31	56.6		57.4	54.2
23/09/2024	3:36	55.9		57.4	54.3
23/09/2024	3:41	54.7	55.3	55.3	53.8
23/09/2024	3:46	54.6		55.1	53.9
23/09/2024	3:51	54.3		54.8	53.8
23/09/2024	3:56	55.4		56.1	54.1
23/09/2024	4:01	56.2		57.5	54.3
23/09/2024	4:06	56.6		58.4	54.3
23/09/2024	4:11	56.3	56.5	58.6	54.1
23/09/2024	4:16	55.8		57.0	53.8
23/09/2024	4:21	54.3		54.7	53.8
23/09/2024	4:26	58.6		58.8	53.0
23/09/2024	4:31	56.5		57.0	52.8
23/09/2024	4:36	56.2		56.7	52.6
23/09/2024	4:41	55.9	55.9	56.5	52.1
23/09/2024	4:46	55.6		56.2	51.9
23/09/2024	4:51	55.1		55.6	51.6
23/09/2024	4:56	55.9		57.9	45.7
23/09/2024	5:01	55.8		58.4	46.9
23/09/2024	5:06	50.2		51.8	44.7
23/09/2024	5:11	49.9	53.8	51.6	44.6
23/09/2024	5:16	52.5		54.4	43.4
23/09/2024	5:21	53.1		55.1	44.2
23/09/2024	5:26	56.8		58.1	43.3
23/09/2024	5:31	57.6		59.2	43.3
23/09/2024	5:36	57.2		58.3	43.8
23/09/2024	5:41	60.0	58.0	63.5	44.1
23/09/2024	5:46	57.6		58.6	44.4
23/09/2024	5:51	56.8		57.9	43.7
23/09/2024	5:56	57.7		59.4	43.9
23/09/2024	6:01	58.8		60.4	44.4
23/09/2024	6:06	57.6		59.0	44.1
23/09/2024	6:11	58.2	57.7	58.8	44.4
23/09/2024	6:16	57.2		58.6	43.9
23/09/2024	6:21	57.2		58.4	43.5
23/09/2024	6:26	57.2		58.8	43.1
23/09/2024	6:31	57.9		59.5	44.1
23/09/2024	6:36	61.6		62.1	45.5
23/09/2024	6:41	57.8	58.1	59.5	44.0
23/09/2024	6:46	56.1		57.0	42.9
23/09/2024	6:51	56.1		57.3	42.5
23/09/2024	6:56	55.6		57.1	41.7
23/09/2024	23:01	57.5		62.5	50.2
23/09/2024	23:06	56.8		61.3	50.2
23/09/2024	23:11	56.2	57.4	60.4	49.9
23/09/2024	23:16	57.7		62.6	50.4
23/09/2024	23:21	56.1		60.1	50.1
23/09/2024	23:26	59.3		64.2	51.2
23/09/2024	23:31	58.6		63.0	51.1
23/09/2024	23:36	57.1		61.2	50.4
23/09/2024	23:41	58.5	58.7	63.0	51.0
23/09/2024	23:46	60.3		65.3	52.0
23/09/2024	23:51	57.3		61.0	51.4
23/09/2024	23:56	58.6		62.5	51.8
		Mean	56.5		
		Maximum	59.1		
		Minimum	53.8		

Date	Start Time	Leq (5mins)	Leq (30mins)	L10 (5mins)	L90 (5mins)
24/09/2024	0:01	58.3		62.8	51.6
24/09/2024	0:06	57.3		61.2	51.0
24/09/2024	0:11	57.5	58.0	62.0	50.9
24/09/2024	0:16	57.5		61.8	51.1
24/09/2024	0:21	57.5		61.1	51.6
24/09/2024	0:26	59.4		63.5	53.1
24/09/2024	0:31	57.8		61.6	51.8
24/09/2024	0:36	57.8		61.8	51.5
24/09/2024	0:41	59.1	58.4	62.6	52.5
24/09/2024	0:46	59.6		63.6	51.2
24/09/2024	0:51	58.3		62.6	51.3
24/09/2024	0:56	57.4		61.5	50.8
24/09/2024	1:01	57.9		63.1	50.5
24/09/2024	1:06	56.7		60.9	50.5
24/09/2024	1:11	56.6	57.0	60.2	51.2
24/09/2024	1:16	56.3		59.7	50.7
24/09/2024	1:21	57.5		61.2	51.8
24/09/2024	1:26	56.9		60.7	51.0
24/09/2024	1:31	56.6		60.1	51.0
24/09/2024	1:36	58.1		61.5	52.2
24/09/2024	1:41	56.1	57.0	59.5	50.4
24/09/2024	1:46	57.1		61.0	51.0
24/09/2024	1:51	56.7		60.1	51.0
24/09/2024	1:56	57.2		61.0	51.1
24/09/2024	2:01	57.5		61.3	51.4
24/09/2024	2:06	57.0		60.6	50.9
24/09/2024	2:11	55.6	56.3	58.7	50.4
24/09/2024	2:16	56.1		59.7	50.7
24/09/2024	2:21	56.2		59.7	50.6
24/09/2024	2:26	55.0		58.1	50.0
24/09/2024	2:31	57.2		61.7	50.7
24/09/2024	2:36	57.8		62.1	51.0
24/09/2024	2:41	57.3	56.7	61.1	51.3
24/09/2024	2:46	56.5		60.9	49.9
24/09/2024	2:51	55.9		60.2	49.8
24/09/2024	2:56	54.7		57.7	49.5
24/09/2024	3:01	54.3		57.4	49.3
24/09/2024	3:06	54.7		58.3	49.4
24/09/2024	3:11	56.0	55.5	59.8	50.1
24/09/2024	3:16	55.7		59.4	50.2
24/09/2024	3:21	55.6		59.1	49.7
24/09/2024	3:26	56.5		59.8	51.0
24/09/2024	3:31	55.8		59.5	50.1
24/09/2024	3:36	55.3		58.5	49.9
24/09/2024	3:41	55.5	58.7	59.1	49.9
24/09/2024	3:46	58.8		63.4	49.5
24/09/2024	3:51	61.8		65.1	56.4
24/09/2024	3:56	60.6		63.9	54.8
24/09/2024	4:01	60.8		64.0	55.6
24/09/2024	4:06	61.4		65.0	55.8
24/09/2024	4:11	63.6	61.1	66.6	58.2
24/09/2024	4:16	62.0		65.2	56.7
24/09/2024	4:21	59.1		62.6	53.2
24/09/2024	4:26	56.8		59.9	51.4
24/09/2024	4:31	55.3		58.4	50.3
24/09/2024	4:36	57.3		62.1	50.2
24/09/2024	4:41	54.5	55.8	57.7	49.5
24/09/2024	4:46	55.5		59.1	49.9
24/09/2024	4:51	55.1		58.1	50.0
24/09/2024	4:56	56.7		61.3	50.1
24/09/2024	5:01	55.8		58.2	50.4
24/09/2024	5:06	54.8		57.6	49.4
24/09/2024	5:11	57.6	56.2	61.7	50.6
24/09/2024	5:16	57.0		61.2	50.5
24/09/2024	5:21	56.3		60.1	50.1
24/09/2024	5:26	55.0		58.3	49.7
24/09/2024	5:31	55.2		58.7	49.7
24/09/2024	5:36	54.6		57.5	49.4
24/09/2024	5:41	56.8	56.6	60.7	50.1
24/09/2024	5:46	57.1		60.7	50.6
24/09/2024	5:51	56.8		60.4	50.8
24/09/2024	5:56	58.2		62.3	51.9
24/09/2024	6:01	59.3		63.4	52.7
24/09/2024	6:06	60.7		65.2	53.5
24/09/2024	6:11	58.5	59.5	61.8	51.8
24/09/2024	6:16	59.3		63.0	52.7
24/09/2024	6:21	59.0		62.7	52.7
24/09/2024	6:26	59.8		64.1	53.3
24/09/2024	6:31	59.0		63.8	52.1
24/09/2024	6:36	59.9		62.8	52.6
24/09/2024	6:41	59.5	59.8	64.0	52.5
24/09/2024	6:46	59.7		63.7	53.2
24/09/2024	6:51	60.5		64.9	53.6
24/09/2024	6:56	60.3		64.5	52.9
24/09/2024	23:01	64.9		65.8	64.5
24/09/2024	23:06	65.2		66.8	64.6
24/09/2024	23:11	64.8	65.0	65.0	64.4
24/09/2024	23:16	64.7		65.0	64.3
24/09/2024	23:21	65.1		65.2	64.7
24/09/2024	23:26	65.2		65.6	64.8
24/09/2024	23:31	65.4		65.6	65.0
24/09/2024	23:36	65.6		65.9	65.3
24/09/2024	23:41	65.9	66.8	66.1	65.5
24/09/2024	23:46	67.0		69.1	65.6
24/09/2024	23:51	69.3		69.7	68.9
24/09/2024	23:56	66.5		66.7	66.1
		Mean	58.7		
		Maximum	66.8		
		Minimum	55.5		

Station: CM25

Date	Start Time	Leq (5mins)	Leq (30mins)	L10 (5mins)	L90 (5mins)
25/09/2024	0:01	66.0		66.3	65.7
25/09/2024	0:06	66.0		66.3	65.6
25/09/2024	0:11	66.2	66.0	66.3	65.8
25/09/2024	0:16	66.1		66.3	65.7
25/09/2024	0:21	65.9		66.0	65.7
25/09/2024	0:26	65.8		66.0	65.5
25/09/2024	0:31	65.8		66.0	65.4
25/09/2024	0:36	65.4		65.6	65.0
25/09/2024	0:41	65.5	65.6	65.9	65.2
25/09/2024	0:46	65.6		65.8	64.9
25/09/2024	0:51	65.8		66.2	65.1
25/09/2024	0:56	65.3		65.4	64.9
25/09/2024	1:01	67.1		68.8	64.9
25/09/2024	1:06	68.3		68.9	65.6
25/09/2024	1:11	65.7	66.5	65.9	65.2
25/09/2024	1:16	65.7		66.0	65.3
25/09/2024	1:21	65.7		65.9	65.3
25/09/2024	1:26	65.9		66.1	65.4
25/09/2024	1:31	65.5		65.7	65.1
25/09/2024	1:36	65.6		65.8	65.2
25/09/2024	1:41	65.5	65.7	65.7	65.2
25/09/2024	1:46	65.6		65.9	65.4
25/09/2024	1:51	66.0		66.4	65.7
25/09/2024	1:56	65.9		66.4	65.6
25/09/2024	2:01	67.7		69.6	66.2
25/09/2024	2:06	69.7		69.8	67.1
25/09/2024	2:11	66.4	67.2	66.5	66.2
25/09/2024	2:16	66.3		66.5	66.0
25/09/2024	2:21	66.0		66.2	65.8
25/09/2024	2:26	65.8		66.0	65.5
25/09/2024	2:31	66.1		67.2	65.7
25/09/2024	2:36	66.3		68.4	65.8
25/09/2024	2:41	66.0	66.2	66.1	65.6
25/09/2024	2:46	66.2		67.8	66.0
25/09/2024	2:51	66.3		66.7	66.0
25/09/2024	2:56	66.1		66.2	65.9
25/09/2024	3:01	69.7		70.5	66.4
25/09/2024	3:06	69.0		70.8	66.9
25/09/2024	3:11	66.8	67.4	67.3	66.1
25/09/2024	3:16	65.9		66.8	64.9
25/09/2024	3:21	65.3		66.0	64.7
25/09/2024	3:26	65.9		66.5	65.2
25/09/2024	3:31	66.8		67.8	65.6
25/09/2024	3:36	67.1		67.8	66.3
25/09/2024	3:41	66.3	67.3	66.8	65.8
25/09/2024	3:46	66.2		66.4	65.8
25/09/2024	3:51	68.6		69.7	66.0
25/09/2024	3:56	68.0		69.3	65.4
25/09/2024	4:01	65.6		65.8	65.3
25/09/2024	4:06	65.4		65.6	65.2
25/09/2024	4:11	65.1	65.3	65.2	64.9
25/09/2024	4:16	65.2		65.3	65.0
25/09/2024	4:21	65.1		65.3	64.8
25/09/2024	4:26	65.1		65.3	64.9
25/09/2024	4:31	65.1		65.4	64.8
25/09/2024	4:36	65.5		65.8	65.3
25/09/2024	4:41	65.7	67.0	66.0	65.4
25/09/2024	4:46	66.1		67.2	65.7
25/09/2024	4:51	68.7		69.7	66.0
25/09/2024	4:56	69.1		70.1	66.8
25/09/2024	5:01	67.1		68.8	66.8
25/09/2024	5:06	67.1		67.2	66.6
25/09/2024	5:11	66.6	66.6	66.8	66.3
25/09/2024	5:16	66.3		66.4	66.0
25/09/2024	5:21	66.1		66.3	65.7
25/09/2024	5:26	66.2		66.3	65.9
25/09/2024	5:31	66.1		66.2	65.7
25/09/2024	5:36	66.2		66.3	65.9
25/09/2024	5:41	66.5	67.7	67.8	66.1
25/09/2024	5:46	67.3		70.3	65.9
25/09/2024	5:51	70.8		71.1	70.4
25/09/2024	5:56	67.2		67.3	66.8
25/09/2024	6:01	66.9		67.0	66.5
25/09/2024	6:06	66.8		68.4	66.4
25/09/2024	6:11	66.9	66.9	67.1	66.6
25/09/2024	6:16	66.8		67.0	66.4
25/09/2024	6:21	66.8		67.1	66.5
25/09/2024	6:26	66.9		67.0	66.6
25/09/2024	6:31	66.7		66.9	66.5
25/09/2024	6:36	67.1		67.4	66.7
25/09/2024	6:41	68.2	67.0	70.0	66.3
25/09/2024	6:46	66.4		67.0	65.8
25/09/2024	6:51	66.6		67.2	66.0
25/09/2024	6:56	66.6		67.0	66.2
25/09/2024	23:01	54.8		56.8	43.2
25/09/2024	23:06	53.4		55.4	45.1
25/09/2024	23:11	58.2	56.6	60.2	48.1
25/09/2024	23:16	56.7		58.7	46.4
25/09/2024	23:21	58.1		60.1	46.5
25/09/2024	23:26	56.7		58.7	47.2
25/09/2024	23:31	57.7		59.7	45.8
25/09/2024	23:36	55.8		57.8	44.8
25/09/2024	23:41	54.4	55.2	56.4	43.5
25/09/2024	23:46	53.4		55.4	44.7
25/09/2024	23:51	54.8		56.8	43.8
25/09/2024	23:56	53.5		55.5	45.1
		Mean	65.3		
		Maximum	67.7		
		Minimum	55.2		

Date	Start Time	Leq (5mins)	Leq (30mins)	L10 (5mins)	L90 (5mins)
26/09/2024	0:01	55.3		57.3	44.2
26/09/2024	0:06	51.5		53.5	43.7
26/09/2024	0:11	55.0	53.8	57.0	43.6
26/09/2024	0:16	51.0		53.0	43.6
26/09/2024	0:21	55.6		57.6	44.7
26/09/2024	0:26	51.6		53.6	43.8
26/09/2024	0:31	56.8		58.8	47.0
26/09/2024	0:36	50.7		52.7	43.2
26/09/2024	0:41	55.3	54.1	57.3	43.9
26/09/2024	0:46	50.5		52.5	43.2
26/09/2024	0:51	55.3		57.3	44.1
26/09/2024	0:56	51.7		53.7	43.3
26/09/2024	1:01	55.4		57.4	44.2
26/09/2024	1:06	50.7		52.7	43.1
26/09/2024	1:11	54.9	53.3	56.9	43.3
26/09/2024	1:16	49.8		51.8	42.4
26/09/2024	1:21	53.0		55.0	42.9
26/09/2024	1:26	53.4		55.4	43.5
26/09/2024	1:31	50.2		52.2	43.2
26/09/2024	1:36	52.5		54.5	43.7
26/09/2024	1:41	51.0	51.9	53.0	43.0
26/09/2024	1:46	52.5		54.5	45.4
26/09/2024	1:51	52.3		54.3	43.1
26/09/2024	1:56	52.5		54.5	44.8
26/09/2024	2:01	56.5		58.5	43.7
26/09/2024	2:06	50.3		52.3	42.7
26/09/2024	2:11	49.7	52.2	51.7	43.1
26/09/2024	2:16	51.8		53.8	43.2
26/09/2024	2:21	50.1		52.1	41.9
26/09/2024	2:26	49.9		51.9	42.6
26/09/2024	2:31	51.0		53.0	43.9
26/09/2024	2:36	51.2		53.2	43.1
26/09/2024	2:41	50.8	54.1	52.8	42.4
26/09/2024	2:46	48.8		50.8	41.9
26/09/2024	2:51	56.8		58.8	42.9
26/09/2024	2:56	57.8		59.8	51.4
26/09/2024	3:01	53.7		55.7	42.4
26/09/2024	3:06	56.9		58.9	48.4
26/09/2024	3:11	52.3	55.2	54.3	44.0
26/09/2024	3:16	56.9		58.9	44.7
26/09/2024	3:21	52.8		54.8	43.2
26/09/2024	3:26	56.1		58.1	42.6
26/09/2024	3:31	52.0		54.0	42.2
26/09/2024	3:36	55.8		57.8	42.7
26/09/2024	3:41	52.5	54.4	54.5	42.4
26/09/2024	3:46	56.3		58.3	45.2
26/09/2024	3:51	51.7		53.7	42.5
26/09/2024	3:56	55.5		57.5	43.0
26/09/2024	4:01	51.2		53.2	43.1
26/09/2024	4:06	55.6		57.6	42.0
26/09/2024	4:11	54.3	54.5	56.3	42.4
26/09/2024	4:16	56.4		58.4	44.4
26/09/2024	4:21	51.4		53.4	42.6
26/09/2024	4:26	55.6		57.6	43.5
26/09/2024	4:31	52.1		54.1	43.6
26/09/2024	4:36	53.9		55.9	44.2
26/09/2024	4:41	54.1	53.3	56.1	45.1
26/09/2024	4:46	53.2		55.2	44.7
26/09/2024	4:51	54.1		56.1	44.2
26/09/2024	4:56	52.0		54.0	45.0
26/09/2024	5:01	55.1		57.1	46.1
26/09/2024	5:06	53.5		55.5	45.3
26/09/2024	5:11	57.3	55.4	59.3	48.4
26/09/2024	5:16	55.9		57.9	47.5
26/09/2024	5:21	55.4		57.4	46.4
26/09/2024	5:26	53.9		55.9	45.5
26/09/2024	5:31	57.0		59.0	45.3
26/09/2024	5:36	56.2		58.2	46.5
26/09/2024	5:41	54.9	56.5	56.9	46.9
26/09/2024	5:46	56.3		58.3	46.6
26/09/2024	5:51	55.3		57.3	47.0
26/09/2024	5:56	58.3		60.3	49.7
26/09/2024	6:01	58.8		60.8	50.7
26/09/2024	6:06	56.1		58.1	47.6
26/09/2024	6:11	56.8	59.6	58.8	47.5
26/09/2024	6:16	59.9		61.9	47.3
26/09/2024	6:21	62.9		64.9	49.0
26/09/2024	6:26	59.7		61.7	47.0
26/09/2024	6:31	56.0		58.0	46.2
26/09/2024	6:36	55.8		57.8	45.4
26/09/2024	6:41	56.7	59.9	58.7	46.8
26/09/2024	6:46	56.2		58.2	45.9
26/09/2024	6:51	60.5		62.5	48.2
26/09/2024	6:56	64.9		66.9	49.8
26/09/2024	23:01	54.1		56.1	43.3
26/09/2024	23:06	51.8		53.8	44.2
26/09/2024	23:11	48.7	51.7	50.7	43.0
26/09/2024	23:16	51.6		53.6	43.4
26/09/2024	23:21	52.1		54.1	43.9
26/09/2024	23:26	50.0		52.0	42.8
26/09/2024	23:31	51.8		53.8	42.2
26/09/2024	23:36	48.6		50.6	43.1
26/09/2024	23:41	51.6	50.9	53.6	43.0
26/09/2024	23:46	48.7		50.7	43.6
26/09/2024	23:51	52.3		54.3	45.3
26/09/2024	23:56	51.2		53.2	45.1
		Mean	54.4		
		Maximum	59.9		
		Minimum	50.9		

Date	Start Time	Leq (5mins)	Leq (30mins)	L10 (5mins)	L90 (5mins)
27/09/2024	0:01	51.6		53.6	44.0
27/09/2024	0:06	49.8		51.8	43.5
27/09/2024	0:11	50.2	50.3	52.2	42.4
27/09/2024	0:16	50.0		52.0	42.7
27/09/2024	0:21	48.1		50.1	41.7
27/09/2024	0:26	51.2		53.2	43.5
27/09/2024	0:31	45.9		47.9	41.7
27/09/2024	0:36	51.2		53.2	43.7
27/09/2024	0:41	46.7	49.3	48.7	41.8
27/09/2024	0:46	49.7		51.7	43.2
27/09/2024	0:51	50.9		52.9	43.1
27/09/2024	0:56	49.1		51.1	42.7
27/09/2024	1:01	50.9		52.9	41.6
27/09/2024	1:06	46.7		48.7	41.6
27/09/2024	1:11	52.3	49.9	54.3	43.2
27/09/2024	1:16	46.7		48.7	42.0
27/09/2024	1:21	52.0		54.0	44.0
27/09/2024	1:26	46.1		48.1	41.3
27/09/2024	1:31	52.4		54.4	42.8
27/09/2024	1:36	48.1		50.1	42.0
27/09/2024	1:41	51.5	50.3	53.5	41.5
27/09/2024	1:46	46.6		48.6	41.4
27/09/2024	1:51	52.4		54.4	42.4
27/09/2024	1:56	46.9		48.9	41.5
27/09/2024	2:01	46.8		48.8	41.7
27/09/2024	2:06	45.9		47.9	41.2
27/09/2024	2:11	49.1	47.2	51.1	41.2
27/09/2024	2:16	47.2		49.2	41.1
27/09/2024	2:21	47.4		49.4	43.6
27/09/2024	2:26	45.7		47.7	41.0
27/09/2024	2:31	46.1		48.1	41.0
27/09/2024	2:36	46.6		48.6	41.0
27/09/2024	2:41	53.7	51.7	55.7	43.6
27/09/2024	2:46	54.1		56.1	50.5
27/09/2024	2:51	50.2		52.2	41.9
27/09/2024	2:56	53.2		55.2	49.6
27/09/2024	3:01	47.7		49.7	40.9
27/09/2024	3:06	53.0		55.0	49.4
27/09/2024	3:11	48.1	51.1	50.1	41.8
27/09/2024	3:16	52.9		54.9	48.9
27/09/2024	3:21	47.5		49.5	42.2
27/09/2024	3:26	53.0		55.0	49.2
27/09/2024	3:31	45.6		47.6	40.6
27/09/2024	3:36	52.7		54.7	43.0
27/09/2024	3:41	47.9	50.7	49.9	40.5
27/09/2024	3:46	52.4		54.4	41.8
27/09/2024	3:51	49.5		51.5	41.0
27/09/2024	3:56	51.9		53.9	42.6
27/09/2024	4:01	45.9		47.9	40.6
27/09/2024	4:06	45.7		47.7	40.3
27/09/2024	4:11	46.4	45.8	48.4	41.7
27/09/2024	4:16	45.2		47.2	40.8
27/09/2024	4:21	46.1		48.1	41.1
27/09/2024	4:26	45.4		47.4	40.5
27/09/2024	4:31	44.4		46.4	40.5
27/09/2024	4:36	47.0		49.0	40.7
27/09/2024	4:41	47.5	46.5	49.5	41.8
27/09/2024	4:46	45.3		47.3	40.9
27/09/2024	4:51	48.3		50.3	41.3
27/09/2024	4:56	45.4		47.4	41.4
27/09/2024	5:01	46.6		48.6	41.4
27/09/2024	5:06	47.0		49.0	42.2
27/09/2024	5:11	45.5	46.6	47.5	40.9
27/09/2024	5:16	47.1		49.1	42.5
27/09/2024	5:21	45.3		47.3	41.2
27/09/2024	5:26	47.6		49.6	42.1
27/09/2024	5:31	47.9		49.9	42.7
27/09/2024	5:36	45.6		47.6	40.4
27/09/2024	5:41	47.3	46.6	49.3	42.2
27/09/2024	5:46	45.8		47.8	40.9
27/09/2024	5:51	45.1		47.1	41.1
27/09/2024	5:56	47.2		49.2	42.3
27/09/2024	6:01	46.1		48.1	41.9
27/09/2024	6:06	46.9		48.9	41.6
27/09/2024	6:11	46.7	46.8	48.7	41.7
27/09/2024	6:16	47.8		49.8	41.7
27/09/2024	6:21	46.1		48.1	41.5
27/09/2024	6:26	46.9		48.9	42.2
27/09/2024	6:31	47.8		49.8	42.9
27/09/2024	6:36	47.2		49.2	42.0
27/09/2024	6:41	46.1	49.6	48.1	41.7
27/09/2024	6:46	53.8		55.8	41.4
27/09/2024	6:51	48.9		50.9	43.5
27/09/2024	6:56	48.9		50.9	42.7
		Mean	48.7		
		Maximum	51.7		
		Minimum	45.8		

Summary of Noise Monitoring Results during 23:00 - 07:00 on the next day at CM25	
	Leq (30mins)
Mean	56.9
Maximum	67.7
Minimum	45.8

Appendix 3-2-22 Baseline Noise Monitoring Data at CM26

Station: CM26

Date	Start Time	Leq (5mins)	Leq (30mins)	L10 (5mins)	L90 (5mins)
2/10/2024	17:53	53.4		56.9	46.4
2/10/2024	17:58	51.0		54.4	45.6
2/10/2024	18:03	49.5	51.5	51.7	44.9
2/10/2024	18:08	52.3		55.3	45.5
2/10/2024	18:13	49.6		52.0	44.7
2/10/2024	18:18	51.6		55.1	43.1
2/10/2024	18:23	51.2		53.7	42.6
2/10/2024	18:28	49.1		53.0	42.2
2/10/2024	18:33	50.4	50.8	53.0	41.3
2/10/2024	18:38	50.9		54.2	42.6
2/10/2024	18:43	52.9		57.7	40.5
2/10/2024	18:48	48.9		52.6	41.7
2/10/2024	18:53	50.9		54.4	40.8
2/10/2024	18:58	50.9		52.8	41.2
		Mean	51.1		
		Maximum	51.5		
		Minimum	50.8		

Date	Start Time	Leq (5mins)	Leq (30mins)	L10 (5mins)	L90 (5mins)
3/10/2024	7:03	49.4		52.8	44.7
3/10/2024	7:08	51.0		54.4	44.7
3/10/2024	7:13	54.6	51.3	58.9	46.7
3/10/2024	7:18	51.1		54.8	44.6
3/10/2024	7:23	47.3		49.9	43.4
3/10/2024	7:28	51.0		55.6	43.6
3/10/2024	7:33	48.1		50.7	42.7
3/10/2024	7:38	52.9		57.7	42.9
3/10/2024	7:43	51.0	50.7	51.4	43.9
3/10/2024	7:48	47.8		50.7	43.8
3/10/2024	7:53	52.0		54.7	44.4
3/10/2024	7:58	50.2		52.8	44.8
3/10/2024	8:03	49.6		52.0	46.4
3/10/2024	8:08	51.4		54.8	46.8
3/10/2024	8:13	50.2	53.0	53.0	44.3
3/10/2024	8:18	54.4		57.8	45.7
3/10/2024	8:23	54.1		57.4	45.3
3/10/2024	8:28	55.2		58.6	47.7
3/10/2024	8:33	55.7		60.6	44.2
3/10/2024	8:38	55.8		61.7	42.3
3/10/2024	8:43	48.8	52.2	49.9	43.8
3/10/2024	8:48	48.0		49.1	43.5
3/10/2024	8:53	44.1		44.8	42.5
3/10/2024	8:58	48.4		50.3	42.3
3/10/2024	9:03	50.6		54.4	42.7
3/10/2024	9:08	50.4		53.7	43.1
3/10/2024	9:13	52.2	51.0	56.9	43.7
3/10/2024	9:18	48.3		50.0	43.6
3/10/2024	9:23	53.1		53.3	43.4
3/10/2024	9:28	49.8		50.5	43.9
3/10/2024	9:33	46.7		49.2	43.1
3/10/2024	9:38	48.9		53.8	42.9
3/10/2024	9:43	50.8	50.5	52.5	42.7
3/10/2024	9:48	50.5		53.3	43.2
3/10/2024	9:53	54.1		57.7	43.4
3/10/2024	9:58	47.9		51.6	42.2
3/10/2024	10:03	45.7		46.4	42.3
3/10/2024	10:08	56.0		56.2	42.9
3/10/2024	10:13	48.9	50.9	49.6	42.4
3/10/2024	10:18	46.5		48.9	42.7
3/10/2024	10:23	49.3		51.7	43.4
3/10/2024	10:28	49.9		53.1	44.5
3/10/2024	10:33	46.0		47.9	42.2
3/10/2024	10:38	48.1		51.6	42.9
3/10/2024	10:43	49.3	49.2	52.9	43.8
3/10/2024	10:48	50.2		53.9	43.7
3/10/2024	10:53	50.8		55.2	43.5
3/10/2024	10:58	49.2		52.6	44.1
3/10/2024	11:03	55.3		59.9	44.9
3/10/2024	11:08	47.7		49.0	43.7
3/10/2024	11:13	51.5	51.9	52.3	43.8
3/10/2024	11:18	50.9		54.4	43.7
3/10/2024	11:23	50.6		53.3	43.7
3/10/2024	11:28	52.0		54.8	42.7
3/10/2024	11:33	46.0		46.3	42.6
3/10/2024	11:38	45.1		46.4	42.9
3/10/2024	11:43	48.3	47.3	48.6	42.9
3/10/2024	11:48	47.4		49.8	43.5
3/10/2024	11:53	47.5		49.3	44.6
3/10/2024	11:58	48.6		49.9	44.8
3/10/2024	12:03	48.9		51.1	45.2
3/10/2024	12:08	49.3		50.8	44.6
3/10/2024	12:13	50.8	50.0	52.2	44.7
3/10/2024	12:18	49.3		52.0	44.9
3/10/2024	12:23	50.9		53.8	45.6
3/10/2024	12:28	50.6		54.4	45.5
3/10/2024	12:33	49.8		53.1	45.0
3/10/2024	12:38	50.8		53.0	45.5
3/10/2024	12:43	49.0	49.1	51.8	44.6
3/10/2024	12:48	48.3		49.9	44.0
3/10/2024	12:53	47.8		49.6	45.0
3/10/2024	12:58	48.3		49.4	45.4
3/10/2024	13:03	49.3		50.2	45.4
3/10/2024	13:08	48.6		49.7	45.8
3/10/2024	13:13	47.9	49.2	49.3	45.3
3/10/2024	13:18	50.4		53.5	46.8
3/10/2024	13:23	49.9		50.1	47.4
3/10/2024	13:28	48.3		49.5	46.9
3/10/2024	13:33	48.0		48.8	46.9
3/10/2024	13:38	47.8		48.6	46.8
3/10/2024	13:43	49.0	49.0	51.1	47.1
3/10/2024	13:48	48.4		49.4	47.3
3/10/2024	13:53	51.2		51.3	47.4
3/10/2024	13:58	48.4		50.0	46.4
3/10/2024	14:03	48.9		49.7	46.8
3/10/2024	14:08	47.0		48.1	46.1
3/10/2024	14:13	48.0	48.7	48.5	45.9
3/10/2024	14:18	47.5		48.8	45.8
3/10/2024	14:23	50.1		51.2	46.2
3/10/2024	14:28	49.8		51.2	46.4
3/10/2024	14:33	49.4		51.5	47.1
3/10/2024	14:38	50.6		51.5	46.6
3/10/2024	14:43	50.0	49.5	50.8	45.9
3/10/2024	14:48	49.9		51.6	43.8
3/10/2024	14:53	47.9		48.7	43.9
3/10/2024	14:58	48.8		49.1	44.1
3/10/2024	15:03	50.2		50.3	44.1
3/10/2024	15:08	45.5		45.8	43.9
3/10/2024	15:13	45.7	46.9	46.6	43.9
3/10/2024	15:18	44.9		45.7	43.8
3/10/2024	15:23	45.7		46.5	44.2
3/10/2024	15:28	47.1		47.2	43.9
3/10/2024	15:33	45.3		46.3	44.1
3/10/2024	15:38	44.6		45.4	43.5
3/10/2024	15:43	50.0	49.3	52.3	43.8
3/10/2024	15:48	52.4		54.0	46.2
3/10/2024	15:53	51.0		51.5	44.5
3/10/2024	15:58	47.0		50.2	44.0
3/10/2024	16:03	46.4		49.1	42.4
3/10/2024	16:08	47.5		48.9	43.4
3/10/2024	16:13	44.3	47.6	46.2	42.0
3/10/2024	16:18	45.7		46.5	43.6
3/10/2024	16:23	52.0		56.3	44.0
3/10/2024	16:28	43.6		44.8	42.0
3/10/2024	16:33	45.1		45.4	42.0
3/10/2024	16:38	46.9		47.0	42.6
3/10/2024	16:43	44.8	44.7	46.3	42.5
3/10/2024	16:48	43.0		44.8	41.4
3/10/2024	16:53	44.7		45.8	42.0
3/10/2024	16:58	42.2		43.1	41.2
3/10/2024	17:03	42.8		43.5	40.5
3/10/2024	17:08	45.6		45.7	41.4
3/10/2024	17:13	43.4	44.9	43.6	41.9
3/10/2024	17:18	46.0		46.5	42.0
3/10/2024	17:23	46.3		49.8	41.5
3/10/2024	17:28	44.3		45.7	42.7
3/10/2024	17:33	45.8		46.7	42.1
3/10/2024	17:38	46.6		48.8	44.1
3/10/2024	17:43	43.2	44.9	44.6	41.6
3/10/2024	17:48	44.5		46.5	42.2
3/10/2024	17:53	43.3		44.4	42.0
3/10/2024	17:58	44.9		46.3	42.6
3/10/2024	18:03	45.1		46.9	43.0
3/10/2024	18:08	52.9		54.8	43.6
3/10/2024	18:13	48.2	48.9	48.3	42.8
3/10/2024	18:18	46.8		48.5	42.5
3/10/2024	18:23	48.9		51.3	43.6
3/10/2024	18:28	46.6		48.6	43.8
3/10/2024	18:33	44.6		46.3	42.5
3/10/2024	18:38	46.0		46.9	41.9
3/10/2024	18:43	54.9	48.8	58.7	42.5
3/10/2024	18:48	45.0		45.7	42.2
3/10/2024	18:53	42.9		43.6	41.9
3/10/2024	18:58	43.3		44.4	41.7
		Mean	49.2		
		Maximum	53.0		
		Minimum	44.7		

Station: CM26

Date	Start Time	Leq (5mins)	Leq (30mins)	L10 (5mins)	L90 (5mins)
4/10/2024	7:03	48.5		49.5	44.4
4/10/2024	7:08	47.9		48.0	44.1
4/10/2024	7:13	50.2	49.8	53.5	44.3
4/10/2024	7:18	48.6		51.2	44.5
4/10/2024	7:23	52.3		56.6	45.1
4/10/2024	7:28	49.4		52.0	43.0
4/10/2024	7:33	48.6		49.2	42.8
4/10/2024	7:38	47.6		50.1	42.5
4/10/2024	7:43	48.1	48.2	50.9	42.3
4/10/2024	7:48	49.7		51.4	41.8
4/10/2024	7:53	48.1		50.6	41.5
4/10/2024	7:58	46.7		48.3	42.6
4/10/2024	8:03	47.7		48.3	43.0
4/10/2024	8:08	47.0		47.5	43.8
4/10/2024	8:13	52.5	49.5	54.6	42.7
4/10/2024	8:18	50.4		51.9	44.1
4/10/2024	8:23	49.5		51.0	43.4
4/10/2024	8:28	47.2		47.8	42.7
4/10/2024	8:33	48.5		50.8	43.4
4/10/2024	8:38	50.0		53.0	44.3
4/10/2024	8:43	53.4	49.9	54.9	46.1
4/10/2024	8:48	48.3		49.7	44.0
4/10/2024	8:53	49.4		50.5	41.6
4/10/2024	8:58	46.6		49.1	41.8
4/10/2024	9:03	47.3		49.0	44.7
4/10/2024	9:08	48.2		49.5	45.0
4/10/2024	9:13	48.5	49.0	49.8	45.3
4/10/2024	9:18	48.7		49.6	46.0
4/10/2024	9:23	47.5		49.3	45.3
4/10/2024	9:28	51.9		56.7	44.7
4/10/2024	9:33	51.5		52.4	44.2
4/10/2024	9:38	46.0		46.9	44.8
4/10/2024	9:43	53.8	50.8	57.5	45.6
4/10/2024	9:48	48.8		50.1	46.9
4/10/2024	9:53	48.2		49.7	45.6
4/10/2024	9:58	52.0		56.5	45.7
4/10/2024	10:03	49.5		51.3	45.4
4/10/2024	10:08	47.0		48.7	44.3
4/10/2024	10:13	52.4	49.8	55.6	45.9
4/10/2024	10:18	52.9		54.5	45.2
4/10/2024	10:23	44.9		45.8	43.8
4/10/2024	10:28	45.4		46.9	43.7
4/10/2024	10:33	53.7		56.2	45.2
4/10/2024	10:38	48.9		49.3	45.2
4/10/2024	10:43	50.3	50.5	53.7	45.2
4/10/2024	10:48	47.6		49.3	45.1
4/10/2024	10:53	50.5		52.4	47.6
4/10/2024	10:58	49.4		53.3	44.5
4/10/2024	11:03	45.6		47.3	43.8
4/10/2024	11:08	45.7		47.2	44.2
4/10/2024	11:13	51.0	53.1	52.8	44.4
4/10/2024	11:18	50.4		50.9	44.9
4/10/2024	11:23	59.2		63.5	44.4
4/10/2024	11:28	49.6		51.7	44.5
4/10/2024	11:33	50.9		55.2	44.6
4/10/2024	11:38	45.4		45.8	43.7
4/10/2024	11:43	46.9	50.1	47.8	43.5
4/10/2024	11:48	55.3		57.4	43.7
4/10/2024	11:53	46.1		47.7	43.2
4/10/2024	11:58	45.1		46.5	43.0
4/10/2024	12:03	44.7		45.5	42.6
4/10/2024	12:08	45.2		46.4	42.4
4/10/2024	12:13	43.4	47.4	44.4	41.9
4/10/2024	12:18	44.0		45.4	42.2
4/10/2024	12:23	48.1		49.7	42.0
4/10/2024	12:28	51.9		54.9	42.1
4/10/2024	12:33	46.8		49.0	42.6
4/10/2024	12:38	44.7		45.7	42.4
4/10/2024	12:43	45.0	44.8	46.9	42.9
4/10/2024	12:48	43.6		45.0	41.9
4/10/2024	12:53	44.1		45.3	41.9
4/10/2024	12:58	43.5		44.8	42.1
4/10/2024	13:03	43.9		45.0	41.7
4/10/2024	13:08	46.4		49.5	42.2
4/10/2024	13:13	47.7	45.8	50.1	42.4
4/10/2024	13:18	44.0		45.5	42.2
4/10/2024	13:23	46.0		48.7	42.3
4/10/2024	13:28	45.8		47.5	43.3
4/10/2024	13:33	46.3		48.9	42.5
4/10/2024	13:38	44.6		46.1	42.1
4/10/2024	13:43	44.3	45.9	45.4	42.1
4/10/2024	13:48	44.2		45.4	42.1
4/10/2024	13:53	47.8		50.3	42.7
4/10/2024	13:58	46.9		49.5	42.6
4/10/2024	14:03	47.7		50.1	42.4
4/10/2024	14:08	45.8		47.4	42.9
4/10/2024	14:13	48.1	47.2	51.1	43.3
4/10/2024	14:18	46.6		47.5	43.5
4/10/2024	14:23	48.7		52.8	43.8
4/10/2024	14:28	45.6		46.7	43.1
4/10/2024	14:33	48.6		50.6	43.3
4/10/2024	14:38	50.2		53.2	45.1
4/10/2024	14:43	46.6	47.5	48.9	43.9
4/10/2024	14:48	45.8		47.8	43.5
4/10/2024	14:53	46.3		48.2	43.7
4/10/2024	14:58	45.7		47.9	43.1
4/10/2024	15:03	49.0		52.6	42.7
4/10/2024	15:08	47.0		49.6	43.3
4/10/2024	15:13	47.6	49.3	50.9	43.0
4/10/2024	15:18	48.9		51.7	44.2
4/10/2024	15:23	51.3		56.0	44.5
4/10/2024	15:28	50.5		55.0	43.5
4/10/2024	15:33	47.6		50.1	44.1
4/10/2024	15:38	45.8		47.3	43.7
4/10/2024	15:43	45.1	45.9	46.6	42.8
4/10/2024	15:48	45.7		47.2	42.7
4/10/2024	15:53	45.7		47.1	42.9
4/10/2024	15:58	45.0		47.4	42.1
4/10/2024	16:03	45.1		46.2	42.1
4/10/2024	16:08	46.2		48.7	42.4
4/10/2024	16:13	46.4	49.3	47.8	43.0
4/10/2024	16:18	49.4		53.4	43.6
4/10/2024	16:23	51.5		54.3	46.3
4/10/2024	16:28	52.3		55.4	47.0
4/10/2024	16:33	50.5		52.8	47.4
4/10/2024	16:38	48.9		50.5	46.1
4/10/2024	16:43	48.9	50.7	51.2	45.5
4/10/2024	16:48	51.7		53.9	45.1
4/10/2024	16:53	53.0		56.9	46.6
4/10/2024	16:58	49.3		51.4	45.6
4/10/2024	17:03	51.4		53.4	46.5
4/10/2024	17:08	52.1		54.6	46.6
4/10/2024	17:13	50.4	51.0	53.7	45.6
4/10/2024	17:18	51.7		53.7	46.1
4/10/2024	17:23	51.2		52.9	46.0
4/10/2024	17:28	48.5		50.7	46.0
4/10/2024	17:33	48.0		49.8	44.7
4/10/2024	17:38	48.3		49.8	43.9
4/10/2024	17:43	47.6	53.9	49.5	43.5
4/10/2024	17:48	50.3		52.2	46.9
4/10/2024	17:53	49.7		49.8	45.5
4/10/2024	17:58	60.3		65.8	45.8
4/10/2024	18:03	60.8		65.1	46.8
4/10/2024	18:08	53.9		54.7	42.7
4/10/2024	18:13	71.1	64.7	75.3	49.0
4/10/2024	18:18	65.1		69.4	44.7
4/10/2024	18:23	51.9		56.0	44.7
4/10/2024	18:28	47.4		48.8	41.9
4/10/2024	18:33	43.7		45.3	41.3
4/10/2024	18:38	46.4		46.5	41.9
4/10/2024	18:43	42.7	48.8	44.0	40.6
4/10/2024	18:48	41.9		42.0	40.3
4/10/2024	18:53	52.8		55.7	41.9
4/10/2024	18:58	52.0		53.8	41.4
		Mean	49.7		
		Maximum	64.7		
		Minimum	44.8		

Date	Start Time	Leq (5mins)	Leq (30mins)	L10 (5mins)	L90 (5mins)
5/10/2024	7:03	47.3		51.2	41.1
5/10/2024	7:08	48.7		52.5	41.3
5/10/2024	7:13	49.1	48.8	52.2	42.0
5/10/2024	7:18	49.5		49.6	41.7
5/10/2024	7:23	49.8		50.2	41.9
5/10/2024	7:28	47.7		50.2	41.5
5/10/2024	7:33	47.5		49.5	38.1
5/10/2024	7:38	46.3		49.2	39.1
5/10/2024	7:43	53.5	48.8	58.9	40.9
5/10/2024	7:48	45.3		48.0	40.0
5/10/2024	7:53	45.9		48.7	40.6
5/10/2024	7:58	47.8		49.1	41.6
5/10/2024	8:03	49.3		51.7	43.0
5/10/2024	8:08	47.6		50.3	43.4
5/10/2024	8:13	47.4	49.1	50.5	43.3
5/10/2024	8:18	49.8		51.4	44.1
5/10/2024	8:23	49.7		51.3	44.2
5/10/2024	8:28	50.0		53.1	42.7
5/10/2024	8:33	51.4		55.0	42.2
5/10/2024	8:38	54.2		57.1	44.1
5/10/2024	8:43	53.7	51.9	57.4	45.7
5/10/2024	8:48	50.4		51.9	46.0
5/10/2024	8:53	49.9		51.5	44.5
5/10/2024	8:58	49.3		50.2	42.9
5/10/2024	9:03	50.4		52.0	43.7
5/10/2024	9:08	51.0		54.3	44.4
5/10/2024	9:13	52.7	50.0	55.3	45.2
5/10/2024	9:18	46.4		48.2	44.2
5/10/2024	9:23	48.1		49.7	45.2
5/10/2024	9:28	48.7		49.6	45.4
5/10/2024	9:33	49.3		51.7	45.0
5/10/2024	9:38	48.1		49.8	45.6
5/10/2024	9:43	50.5	49.1	50.7	45.4
5/10/2024	9:48	47.9		50.7	45.4
5/10/2024	9:53	49.9		50.5	44.7
5/10/2024	9:58	47.9		48.9	44.9
5/10/2024	10:03	47.3		49.0	44.3
5/10/2024	10:08	48.9		49.6	44.2
5/10/2024	10:13	50.2	49.0	51.5	44.5
5/10/2024	10:18	51.5		53.4	45.6
5/10/2024	10:23	47.0		49.6	44.1
5/10/2024	10:28	47.0		49.4	43.9
5/10/2024	10:33	48.4		50.3	44.3
5/10/2024	10:38	50.4		51.3	44.4
5/10/2024	10:43	50.6	48.7	52.6	45.1
5/10/2024	10:48	45.9		47.2	43.5
5/10/2024	10:53	45.9		47.5	43.8
5/10/2024	10:58	48.8		51.1	45.0
5/10/2024	11:03	49.1		50.5	47.6
5/10/2024	11:08	49.0		50.7	44.8
5/10/2024	11:13	46.1	48.7	47.8	43.4
5/10/2024	11:18	47.3		49.2	44.3
5/10/2024	11:23	48.7		51.2	44.7
5/10/2024	11:28	50.7		51.9	44.6
5/10/2024	11:33	47.6		50.6	42.9
5/10/2024	11:38	56.2		58.4	43.5
5/10/2024	11:43	68.7	61.3	74.4	45.0
5/10/2024	11:48	51.1		55.4	44.0
5/10/2024	11:53	50.7		55.3	43.4
5/10/2024	11:58	47.0		48.3	43.5
5/10/2024	12:03	45.4		46.1	43.2
5/10/2024	12:08	45.4		46.4	43.0
5/10/2024	12:13	44.9	47.5	46.5	42.8
5/10/2024	12:18	44.5		45.8	42.4
5/10/2024	12:23	52.4		56.4	42.7
5/10/2024	12:28	45.7		46.1	42.3
5/10/2024	12:33	45.4		46.2	42.6
5/10/2024	12:38	43.9		44.6	42.2
5/10/2024	12:43	43.3	46.3	44.7	42.1
5/10/2024	12:48	43.4		44.8	42.0
5/10/2024	12:53	50.5		52.4	43.4
5/10/2024	12:58	46.4		48.1	43.2
5/10/2024	13:03	63.3		68.9	44.8
5/10/2024	13:08	48.5		49.0	44.0
5/10/2024	13:13	64.0	60.4	68.7	44.4
5/10/2024	13:18	62.4		66.9	44.5
5/10/2024	13:23	43.7		45.2	42.4
5/10/2024	13:28	43.9		45.6	42.3
5/10/2024	13:33	44.0		45.5	42.3
5/10/2024	13:38	47.4		50.9	43.2
5/10/2024	13:43	48.3	46.9	50.2	43.0
5/10/2024	13:48	47.6		49.3	42.7
5/10/2024	13:53	46.1		48.3	42.8
5/10/2024	13:58	47.1		50.8	42.7
5/10/2024	14:03	47.1		47.8	43.0
5/10/2024	14:08	48.2		49.7	43.7
5/10/2024	14:13	46.8	48.5	48.0	44.8
5/10/2024	14:18	46.9		48.0	44.9
5/10/2024	14:23	51.4		54.1	44.6
5/10/2024	14:28	48.5		50.4	44.7
5/10/2024	14:33	47.3		50.4	43.7
5/10/2024	14:38	50.7		55.1	43.7
5/10/2024	14:43	53.9	50.1	56.1	43.8
5/10/2024	14:48	49.0		49.4	43.9
5/10/2024	14:53	47.3		49.0	44.1
5/10/2024	14:58	48.1		48.7	44.2
5/10/2024	15:03	49.2		51.1	45.8
5/10/2024	15:08	53.4		56.7	45.7
5/10/2024	15:13	51.9	53.2	55.4	45.8
5/10/2024	15:18	55.6		59.5	46.0
5/10/2024	15:23	53.6		57.5	45.4
5/10/2024	15:28	52.9		57.2	46.1
5/10/2024	15:33	50.6		52.0	45.3
5/10/2024	15:38	51.9		52.4	45.8
5/10/2024	15:43	49.4	49.4	50.1	45.7
5/10/2024	15:48	48.2		49.7	43.6
5/10/2024	15:53	46.1		47.5	43.1
5/10/2024	15:58	47.9		49.7	44.6
5/10/2024	16:03	49.4		52.8	43.8
5/10/2024	16:08	47.4		49.2	44.1
5/10/2024	16:13	48.4	48.7	50.4	44.4
5/10/2024	16:18	47.5		50.0	44.9
5/10/2024	16:23	48.4		51.0	44.6
5/10/2024	16:28	50.5		53.5	45.0
5/10/2024	16:33	48.4		51.3	44.5
5/10/2024	16:38	48.7		49.6	44.2
5/10/2024	16:43	51.0	48.7	54.1	43.4
5/10/2024	16:48	47.3		49.2	43.2
5/10/2024	16:53	49.0		51.3	44.5
5/10/2024	16:58	46.4		48.5	43.2
5/10/2024	17:03	47.1		47.9	43.8
5/10/2024	17:08	46.4		48.3	44.0
5/10/2024	17:13	50.2	48.4	52.7	46.3
5/10/2024	17:18	47.6		49.9	44.0
5/10/2024	17:23	49.8		52.0	44.8
5/10/2024	17:28	47.9		48.5	45.1
5/10/2024	17:33	54.0		56.1	45.1
5/10/2024	17:38	50.5		52.6	44.6
5/10/2024	17:43	50.7	51.3	53.9	42.3
5/10/2024	17:48	49.7		49.8	44.1
5/10/2024	17:53	50.6		52.4	44.9
5/10/2024	17:58	50.6		52.5	44.7
5/10/2024	18:03	54.3		56.1	45.0
5/10/2024	18:08	51.7		54.1	44.7
5/10/2024	18:13	54.1	52.0	55.7	44.3
5/10/2024	18:18	48.8		51.4	43.8
5/10/2024	18:23	49.8		51.4	44.1
5/10/2024	18:28	50.5		51.5	44.2
5/10/2024	18:33	43.6		44.9	40.0
5/10/2024	18:38	42.4		44.4	40.2
5/10/2024	18:43	43.4	47.2	44.4	40.3
5/10/2024	18:48	44.2		46.0	40.3
5/10/2024	18:53	52.1		56.0	41.0
5/10/2024	18:58	48.0		51.1	40.8
		Mean	50.2		
		Maximum	61.3		
		Minimum	46.3		

Station: CM26

Date	Start Time	Leq (5mins)	Leq (30mins)	L10 (5mins)	L90 (5mins)
6/10/2024	7:03	41.4		41.5	40.4
6/10/2024	7:08	41.1		41.4	40.5
6/10/2024	7:13	41.3	40.8	41.7	40.8
6/10/2024	7:18	40.9		41.5	39.2
6/10/2024	7:23	40.0		40.3	38.9
6/10/2024	7:28	39.7		40.1	38.6
6/10/2024	7:33	40.8		41.7	39.0
6/10/2024	7:38	39.4		39.6	38.3
6/10/2024	7:43	39.0	39.8	39.8	38.3
6/10/2024	7:48	40.5		40.1	38.9
6/10/2024	7:53	39.4		39.8	38.8
6/10/2024	7:58	39.4		40.0	38.9
6/10/2024	8:03	39.3		39.7	38.8
6/10/2024	8:08	39.1		39.7	38.3
6/10/2024	8:13	38.5	38.8	38.9	38.0
6/10/2024	8:18	38.7		39.4	38.2
6/10/2024	8:23	38.7		39.2	38.1
6/10/2024	8:28	38.5		38.9	37.9
6/10/2024	8:33	39.4		40.3	38.7
6/10/2024	8:38	40.1		40.8	39.1
6/10/2024	8:43	41.0	42.5	43.3	39.8
6/10/2024	8:48	43.9		44.5	43.2
6/10/2024	8:53	43.1		43.9	42.6
6/10/2024	8:58	44.8		45.8	43.9
6/10/2024	9:03	44.8		45.3	44.3
6/10/2024	9:08	44.7		45.6	42.8
6/10/2024	9:13	42.8	43.6	43.3	42.4
6/10/2024	9:18	42.9		43.4	42.4
6/10/2024	9:23	43.0		43.4	42.6
6/10/2024	9:28	43.0		43.7	42.5
6/10/2024	9:33	43.3		43.7	42.8
6/10/2024	9:38	43.0		43.6	42.6
6/10/2024	9:43	43.2	43.6	43.7	42.8
6/10/2024	9:48	43.4		44.0	42.9
6/10/2024	9:53	44.4		44.5	43.2
6/10/2024	9:58	44.0		44.4	43.1
6/10/2024	10:03	44.7		44.8	43.3
6/10/2024	10:08	42.6		43.6	39.5
6/10/2024	10:13	42.6	44.1	44.2	40.1
6/10/2024	10:18	44.8		45.1	43.4
6/10/2024	10:23	44.7		45.1	43.5
6/10/2024	10:28	44.3		45.4	43.2
6/10/2024	10:33	44.4		45.6	42.9
6/10/2024	10:38	43.5		44.0	42.8
6/10/2024	10:43	42.5	43.7	43.7	39.1
6/10/2024	10:48	41.2		41.3	39.5
6/10/2024	10:53	40.2		40.7	39.6
6/10/2024	10:58	46.8		55.9	39.0
6/10/2024	11:03	39.7		40.1	39.0
6/10/2024	11:08	39.7		40.7	38.9
6/10/2024	11:13	39.3	51.1	39.7	38.7
6/10/2024	11:18	40.1		40.4	38.8
6/10/2024	11:23	39.2		39.8	38.6
6/10/2024	11:28	58.6		61.4	39.2
6/10/2024	11:33	48.1		51.0	39.4
6/10/2024	11:38	43.1		44.6	38.8
6/10/2024	11:43	39.3	43.3	40.0	37.9
6/10/2024	11:48	40.9		45.0	38.3
6/10/2024	11:53	40.9		42.0	38.3
6/10/2024	11:58	40.2		47.0	38.4
6/10/2024	12:03	59.3		65.4	39.9
6/10/2024	12:08	49.0		54.6	39.3
6/10/2024	12:13	49.3	53.4	50.9	41.0
6/10/2024	12:18	50.7		54.1	42.1
6/10/2024	12:23	51.9		52.6	42.4
6/10/2024	12:28	45.6		48.5	40.8
6/10/2024	12:33	46.1		47.9	39.9
6/10/2024	12:38	44.3		48.3	41.1
6/10/2024	12:43	48.2	47.4	51.8	42.5
6/10/2024	12:48	49.9		52.9	41.7
6/10/2024	12:53	46.7		46.9	42.5
6/10/2024	12:58	47.0		50.2	41.8
6/10/2024	13:03	51.2		54.4	42.4
6/10/2024	13:08	49.1		50.9	44.4
6/10/2024	13:13	46.8	48.5	47.5	44.3
6/10/2024	13:18	46.4		50.0	44.3
6/10/2024	13:23	48.5		50.5	43.2
6/10/2024	13:28	47.2		48.2	45.1
6/10/2024	13:33	47.6		49.1	45.4
6/10/2024	13:38	46.8		47.9	45.6
6/10/2024	13:43	48.5	47.7	50.0	45.5
6/10/2024	13:48	49.0		51.3	44.9
6/10/2024	13:53	47.7		49.1	40.3
6/10/2024	13:58	45.6		48.1	38.6
6/10/2024	14:03	47.6		48.5	41.1
6/10/2024	14:08	49.0		49.4	43.2
6/10/2024	14:13	46.3	49.1	48.4	43.8
6/10/2024	14:18	47.8		50.7	42.5
6/10/2024	14:23	50.3		53.1	43.2
6/10/2024	14:28	51.5		51.8	42.8
6/10/2024	14:33	47.9		50.3	43.1
6/10/2024	14:38	46.8		47.8	43.5
6/10/2024	14:43	45.7	48.5	49.1	44.1
6/10/2024	14:48	49.5		51.1	43.1
6/10/2024	14:53	48.2		51.6	45.9
6/10/2024	14:58	50.8		51.3	46.6
6/10/2024	15:03	50.3		52.9	47.5
6/10/2024	15:08	50.1		52.3	45.7
6/10/2024	15:13	49.2	50.2	52.3	45.8
6/10/2024	15:18	51.4		55.0	46.4
6/10/2024	15:23	50.9		52.2	44.9
6/10/2024	15:28	48.3		50.8	44.5
6/10/2024	15:33	48.5		51.1	43.1
6/10/2024	15:38	47.3		49.6	44.0
6/10/2024	15:43	47.2	47.7	48.6	45.6
6/10/2024	15:48	46.6		49.7	45.0
6/10/2024	15:53	48.2		50.3	45.6
6/10/2024	15:58	48.1		50.3	44.8
6/10/2024	16:03	50.2		53.7	46.4
6/10/2024	16:08	51.8		51.9	46.1
6/10/2024	16:13	47.9	49.5	49.4	45.0
6/10/2024	16:18	48.5		51.3	46.1
6/10/2024	16:23	48.9		49.2	45.0
6/10/2024	16:28	48.2		49.4	45.5
6/10/2024	16:33	48.2		49.0	45.6
6/10/2024	16:38	48.9		51.1	45.5
6/10/2024	16:43	48.9	49.7	52.5	46.7
6/10/2024	16:48	50.2		50.8	46.1
6/10/2024	16:53	50.8		53.6	46.5
6/10/2024	16:58	50.5		53.0	46.4
6/10/2024	17:03	49.5		51.4	45.4
6/10/2024	17:08	49.6		51.5	45.2
6/10/2024	17:13	48.7	50.9	51.3	45.5
6/10/2024	17:18	50.4		53.1	46.2
6/10/2024	17:23	51.8		52.8	46.2
6/10/2024	17:28	53.4		58.4	46.0
6/10/2024	17:33	49.1		50.0	45.4
6/10/2024	17:38	47.8		49.9	45.2
6/10/2024	17:43	48.6	48.5	50.4	46.0
6/10/2024	17:48	48.9		50.4	46.0
6/10/2024	17:53	48.3		49.6	45.5
6/10/2024	17:58	48.2		50.1	45.1
6/10/2024	18:03	47.8		49.0	44.3
6/10/2024	18:08	46.9		49.5	45.0
6/10/2024	18:13	47.6	47.9	50.8	45.0
6/10/2024	18:18	47.4		49.1	45.2
6/10/2024	18:23	49.4		49.9	45.3
6/10/2024	18:28	48.0		51.5	46.4
6/10/2024	18:33	49.5		52.1	45.9
6/10/2024	18:38	48.9		50.2	45.6
6/10/2024	18:43	48.9	51.8	51.6	46.7
6/10/2024	18:48	49.7		55.3	46.0
6/10/2024	18:53	53.6		58.7	46.3
6/10/2024	18:58	55.4		58.8	47.7
		Mean	46.7		
		Maximum	53.4		
		Minimum	38.8		

Date	Start Time	Leq (5mins)	Leq (30mins)	L10 (5mins)	L90 (5mins)
7/10/2024	7:03	41.2		41.8	40.3
7/10/2024	7:08	41.3		41.9	40.4
7/10/2024	7:13	41.9	42.0	42.5	40.5
7/10/2024	7:18	41.0		41.7	40.1
7/10/2024	7:23	43.3		44.3	40.4
7/10/2024	7:28	43.0		44.1	40.1
7/10/2024	7:33	45.0		47.1	40.5
7/10/2024	7:38	42.4		43.8	40.3
7/10/2024	7:43	42.9	47.2	44.5	39.9
7/10/2024	7:48	46.9		47.2	40.2
7/10/2024	7:53	48.9		49.4	41.6
7/10/2024	7:58	50.7		53.8	44.4
7/10/2024	8:03	51.9		55.3	45.3
7/10/2024	8:08	53.2		56.8	46.4
7/10/2024	8:13	49.0	51.1	51.5	46.0
7/10/2024	8:18	51.2		54.3	46.0
7/10/2024	8:23	50.7		53.3	45.7
7/10/2024	8:28	48.6		51.2	45.8
7/10/2024	8:33	48.2		49.7	45.1
7/10/2024	8:38	47.5		50.0	44.8
7/10/2024	8:43	47.1	49.5	48.5	42.6
7/10/2024	8:48	51.7		54.5	43.1
7/10/2024	8:53	49.8		51.5	42.8
7/10/2024	8:58	50.6		53.2	43.2
7/10/2024	9:03	47.1		49.7	42.1
7/10/2024	9:08	46.5		48.9	42.1
7/10/2024	9:13	49.7	50.2	53.1	43.1
7/10/2024	9:18	51.5		55.0	44.3
7/10/2024	9:23	52.8		57.2	44.8
7/10/2024	9:28	50.2		53.2	43.1
7/10/2024	9:33	49.0		51.2	41.9
7/10/2024	9:38	49.7		53.9	41.1
7/10/2024	9:43	48.3	48.2	49.5	41.0
7/10/2024	9:48	48.2		50.1	42.7
7/10/2024	9:53	45.2		47.7	42.5
7/10/2024	9:58	47.7		48.3	43.4
7/10/2024	10:03	50.6		53.3	43.8
7/10/2024	10:08	50.3		52.7	45.2
7/10/2024	10:13	49.7	50.8	51.7	44.5
7/10/2024	10:18	51.1		52.7	45.7
7/10/2024	10:23	51.8		55.7	44.9
7/10/2024	10:28	50.8		54.8	44.3
7/10/2024	10:33	48.8		51.6	45.1
7/10/2024	10:38	49.9		53.4	45.7
7/10/2024	10:43	49.6	50.0	52.5	44.3
7/10/2024	10:48	50.1		53.8	43.7
7/10/2024	10:53	49.6		52.7	45.4
7/10/2024	10:58	51.3		53.3	44.7
7/10/2024	11:03	48.9		51.7	45.1
7/10/2024	11:08	53.2		54.8	45.3
7/10/2024	11:13	50.2	50.6	51.8	44.0
7/10/2024	11:18	49.7		53.6	43.4
7/10/2024	11:23	50.9		53.9	44.6
7/10/2024	11:28	48.7		51.0	43.8
7/10/2024	11:33	54.1		54.8	45.9
7/10/2024	11:38	53.5		54.1	48.9
7/10/2024	11:43	60.3	55.5	60.8	45.6
7/10/2024	11:48	49.1		52.4	44.9
7/10/2024	11:53	53.4		53.5	45.0
7/10/2024	11:58	54.7		56.8	45.0
7/10/2024	12:03	51.0		55.1	44.3
7/10/2024	12:08	55.5		56.4	46.2
7/10/2024	12:13	50.5	51.4	53.7	45.0
7/10/2024	12:18	50.2		50.5	44.5
7/10/2024	12:23	48.3		50.4	45.3
7/10/2024	12:28	48.1		50.0	45.7
7/10/2024	12:33	47.6		49.2	44.3
7/10/2024	12:38	50.5		51.2	44.9
7/10/2024	12:43	49.4	49.1	52.1	45.2
7/10/2024	12:48	48.3		51.5	44.5
7/10/2024	12:53	48.8		51.3	43.5
7/10/2024	12:58	49.3		53.5	44.0
7/10/2024	13:03	50.0		52.9	43.8
7/10/2024	13:08	51.6		54.2	44.9
7/10/2024	13:13	55.7	51.5	56.3	45.0
7/10/2024	13:18	48.3		50.2	45.8
7/10/2024	13:23	49.4		50.4	45.5
7/10/2024	13:28	48.6		50.4	45.8
7/10/2024	13:33	46.2		47.4	44.5
7/10/2024	13:38	46.0		49.2	42.8
7/10/2024	13:43	44.9	46.0	46.6	42.9
7/10/2024	13:48	45.0		46.8	43.4
7/10/2024	13:53	45.2		49.3	43.5
7/10/2024	13:58	47.8		50.5	43.3
7/10/2024	14:03	47.6		48.1	43.9
7/10/2024	14:08	45.8		47.5	43.7
7/10/2024	14:13	46.0	46.8	47.8	44.3
7/10/2024	14:18	46.4		49.0	44.3
7/10/2024	14:23	46.9		50.0	44.7
7/10/2024	14:28	47.9		52.6	44.5
7/10/2024	14:33	50.8		50.9	44.1
7/10/2024	14:38	50.8		53.3	44.4
7/10/2024	14:43	51.8	49.8	52.4	44.6
7/10/2024	14:48	48.5		53.7	45.5
7/10/2024	14:53	47.8		48.5	45.9
7/10/2024	14:58	47.4		52.5	45.8
7/10/2024	15:03	50.4		51.7	45.2
7/10/2024	15:08	50.7		54.0	46.3
7/10/2024	15:13	51.2	49.5	52.4	45.1
7/10/2024	15:18	48.3		49.8	44.8
7/10/2024	15:23	47.6		48.8	45.1
7/10/2024	15:28	47.3		48.8	44.9
7/10/2024	15:33	47.9		48.9	45.2
7/10/2024	15:38	47.4		50.1	45.6
7/10/2024	15:43	48.9		53.6	45.5
7/10/2024	15:48	47.7		49.9	44.0
7/10/2024	15:53	47.4		48.9	41.3
7/10/2024	15:58	47.5	48.6	53.0	40.5
7/10/2024	16:03	53.1		53.2	40.6
7/10/2024	16:08	46.5		50.1	40.0
7/10/2024	16:13	42.4		45.3	39.9
7/10/2024	16:18	42.0		54.4	39.7
7/10/2024	16:23	51.8		53.4	42.8
7/10/2024	16:28	49.9	47.1	52.0	39.1
7/10/2024	16:33	41.9		48.7	39.2
7/10/2024	16:38	40.5		42.2	38.9
7/10/2024	16:43	42.2		55.2	41.7
7/10/2024	16:48	50.2		53.3	40.4
7/10/2024	16:53	49.0		49.7	42.5
7/10/2024	16:58	48.7	47.2	53.9	39.4
7/10/2024	17:03	44.0		49.5	39.7
7/10/2024	17:08	41.9		46.6	40.3
7/10/2024	17:13	41.0		41.2	39.6
7/10/2024	17:18	40.5		43.2	39.8
7/10/2024	17:23	41.9		42.9	40.2
7/10/2024	17:28	41.1	41.5	43.5	40.2
7/10/2024	17:33	42.0		43.0	40.7
7/10/2024	17:38	41.8		43.1	40.4
7/10/2024	17:43	41.7		42.6	40.3
7/10/2024	17:48	41.5		42.3	40.2
7/10/2024	17:53	41.4		43.2	40.2
7/10/2024	17:58	41.5	42.4	42.7	40.6
7/10/2024	18:03	41.7		45.1	40.5
7/10/2024	18:08	43.2		43.5	39.9
7/10/2024	18:13	44.2		45.2	39.8
7/10/2024	18:18	44.5		47.1	40.4
7/10/2024	18:23	42.4		44.3	40.5
7/10/2024	18:28	42.5	45.3	42.6	40.3
7/10/2024	18:33	41.7		45.4	40.4
7/10/2024	18:38	47.3		50.9	41.3
7/10/2024	18:43	48.6		50.7	47.9
7/10/2024	18:48	49.0		49.7	47.2
7/10/2024	18:53	48.3		48.5	47.1
7/10/2024	18:58	47.7		48.8	47.3
		Mean	48.3		
		Maximum	55.5		
		Minimum	41.5		

Station: CM26

Date	Start Time	Leq (5mins)	Leq (30mins)	L10 (5mins)	L90 (5mins)
8/10/2024	7:03	55.2	52.8	57.2	40.9
8/10/2024	7:08	47.9		58.3	43.8
8/10/2024	7:13	54.4		57.8	45.5
8/10/2024	7:18	54.0		54.1	45.3
8/10/2024	7:23	51.0		52.5	45.1
8/10/2024	7:28	49.9		50.2	44.1
8/10/2024	7:33	49.1	49.5	51.7	41.6
8/10/2024	7:38	48.4		52.4	42.0
8/10/2024	7:43	48.2		54.1	42.6
8/10/2024	7:48	49.3		63.8	44.7
8/10/2024	7:53	51.1		52.0	41.3
8/10/2024	7:58	50.4		59.5	40.5
8/10/2024	8:03	48.7	47.5	49.5	41.3
8/10/2024	8:08	46.4		51.4	42.2
8/10/2024	8:13	46.0		49.9	43.3
8/10/2024	8:18	48.6		48.7	43.6
8/10/2024	8:23	47.2		51.2	41.9
8/10/2024	8:28	47.1		50.4	39.8
8/10/2024	8:33	48.2	47.7	49.0	41.4
8/10/2024	8:38	48.0		53.3	42.3
8/10/2024	8:43	46.2		51.6	40.9
8/10/2024	8:48	46.7		51.1	40.4
8/10/2024	8:53	50.2		50.3	39.3
8/10/2024	8:58	45.4		50.0	40.2
8/10/2024	9:03	46.6	47.9	52.7	40.2
8/10/2024	9:08	46.8		51.4	41.6
8/10/2024	9:13	49.0		51.3	41.3
8/10/2024	9:18	47.8		50.9	41.2
8/10/2024	9:23	47.9		53.8	41.7
8/10/2024	9:28	48.8		50.9	42.2
8/10/2024	9:33	48.9	47.2	50.4	42.8
8/10/2024	9:38	46.9		49.3	41.3
8/10/2024	9:43	45.8		49.2	40.9
8/10/2024	9:48	47.7		49.3	41.4
8/10/2024	9:53	45.7		56.0	42.6
8/10/2024	9:58	47.3		47.5	42.3
8/10/2024	10:03	47.7	46.2	53.0	42.5
8/10/2024	10:08	45.7		47.1	41.9
8/10/2024	10:13	46.3		48.4	41.1
8/10/2024	10:18	45.8		46.2	41.5
8/10/2024	10:23	46.7		50.1	43.5
8/10/2024	10:28	44.1		50.3	42.6
8/10/2024	10:33	47.6	48.4	53.7	42.1
8/10/2024	10:38	48.0		51.2	42.0
8/10/2024	10:43	51.7		51.8	42.8
8/10/2024	10:48	45.8		47.2	42.0
8/10/2024	10:53	49.0		56.8	43.6
8/10/2024	10:58	45.1		48.6	42.6
8/10/2024	11:03	47.1	49.7	54.3	42.4
8/10/2024	11:08	46.5		57.3	43.5
8/10/2024	11:13	45.3		54.3	45.2
8/10/2024	11:18	53.3		53.5	44.9
8/10/2024	11:23	50.5		55.5	46.1
8/10/2024	11:28	50.4		51.8	45.3
8/10/2024	11:33	49.7	56.8	52.6	44.3
8/10/2024	11:38	49.7		54.1	44.2
8/10/2024	11:43	53.6		59.6	42.7
8/10/2024	11:48	45.9		48.0	43.4
8/10/2024	11:53	61.9		62.3	42.9
8/10/2024	11:58	59.5		67.6	44.6
8/10/2024	12:03	46.4	45.0	48.9	40.7
8/10/2024	12:08	44.7		52.1	41.6
8/10/2024	12:13	44.5		46.0	42.2
8/10/2024	12:18	43.7		45.2	42.0
8/10/2024	12:23	45.3		47.8	42.6
8/10/2024	12:28	44.9		48.6	42.7
8/10/2024	12:33	44.8	54.2	45.4	42.8
8/10/2024	12:38	44.0		45.4	42.5
8/10/2024	12:43	44.9		46.1	43.0
8/10/2024	12:48	45.6		46.7	43.6
8/10/2024	12:53	61.6		66.1	44.4
8/10/2024	12:58	44.2		45.2	42.9
8/10/2024	13:03	45.9	45.8	48.4	42.9
8/10/2024	13:08	46.5		47.8	43.5
8/10/2024	13:13	44.6		45.8	43.1
8/10/2024	13:18	46.1		48.8	43.1
8/10/2024	13:23	46.0		48.2	43.4
8/10/2024	13:28	45.3		47.5	42.5
8/10/2024	13:33	44.7	45.4	46.2	43.2
8/10/2024	13:38	44.8		46.6	43.2
8/10/2024	13:43	45.3		47.1	43.1
8/10/2024	13:48	47.0		48.5	43.9
8/10/2024	13:53	44.3		45.4	42.5
8/10/2024	13:58	45.7		47.4	43.2
8/10/2024	14:08	51.4	49.0	55.1	45.4
8/10/2024	14:13	49.7		51.6	46.4
8/10/2024	14:18	48.4		50.8	44.3
8/10/2024	14:23	46.1		48.5	43.1
8/10/2024	14:28	47.4		49.6	44.2
8/10/2024	14:33	49.2		51.5	43.6
8/10/2024	14:38	48.0	49.3	50.5	44.2
8/10/2024	14:43	46.4		48.0	43.9
8/10/2024	14:48	53.3		54.8	43.8
8/10/2024	14:53	46.7		47.9	42.7
8/10/2024	14:58	48.4		52.2	43.1
8/10/2024	15:03	48.7		51.7	43.5
8/10/2024	15:08	52.9	50.5	56.3	46.0
8/10/2024	15:13	52.2		56.4	45.2
8/10/2024	15:18	47.9		48.1	43.9
8/10/2024	15:23	49.3		52.5	44.4
8/10/2024	15:28	50.9		54.8	43.9
8/10/2024	15:33	46.3		47.9	44.0
8/10/2024	15:38	45.8	47.0	47.9	43.5
8/10/2024	15:43	46.6		48.2	44.0
8/10/2024	15:48	49.7		52.2	45.2
8/10/2024	15:53	47.6		50.9	43.8
8/10/2024	15:58	45.2		47.0	43.1
8/10/2024	16:03	45.5		47.1	43.2
8/10/2024	16:08	46.8	50.3	49.6	42.4
8/10/2024	16:13	51.5		56.5	42.8
8/10/2024	16:18	54.3		59.5	43.4
8/10/2024	16:23	46.4		53.3	42.3
8/10/2024	16:28	47.8		51.3	42.8
8/10/2024	16:33	48.8		52.2	43.5
8/10/2024	16:38	50.7	49.2	53.8	43.2
8/10/2024	16:43	49.9		53.6	43.9
8/10/2024	16:48	45.9		47.9	43.2
8/10/2024	16:53	51.1		53.1	43.5
8/10/2024	16:58	47.7		50.1	43.8
8/10/2024	17:03	47.9		50.7	43.6
8/10/2024	17:08	50.6	49.6	54.2	44.4
8/10/2024	17:13	50.0		54.7	43.2
8/10/2024	17:18	48.4		51.2	43.5
8/10/2024	17:23	49.9		54.7	44.1
8/10/2024	17:28	50.0		53.4	43.9
8/10/2024	17:33	48.1		49.2	44.2
8/10/2024	17:38	48.4	49.0	51.6	44.0
8/10/2024	17:43	47.5		49.4	43.4
8/10/2024	17:48	52.3		53.5	43.9
8/10/2024	17:53	48.5		51.5	43.7
8/10/2024	17:58	47.9		50.0	43.9
8/10/2024	18:03	47.1		48.6	43.2
8/10/2024	18:08	52.8	48.9	61.9	43.4
8/10/2024	18:13	45.7		47.6	43.0
8/10/2024	18:18	49.1		65.2	44.2
8/10/2024	18:23	48.3		50.8	43.9
8/10/2024	18:28	46.3		47.8	43.5
8/10/2024	18:33	46.8		47.4	43.1
8/10/2024	18:38	48.7		49.5	43.2
8/10/2024	18:43	49.9		50.4	43.5
8/10/2024	18:48	44.8		46.2	43.1
8/10/2024	18:53	52.8		55.0	43.8
8/10/2024	18:58	45.9		47.2	43.6
		Mean	49.0		
		Maximum	56.8		
		Minimum	45.0		

Date	Start Time	Leq (5mins)	Leq (30mins)	L10 (5mins)	L90 (5mins)
9/10/2024	7:03	38.7	40.5	39.2	38.1
9/10/2024	7:08	38.5		39.0	38.0
9/10/2024	7:13	39.0		40.0	38.0
9/10/2024	7:18	40.1		40.7	39.4
9/10/2024	7:23	40.4		41.2	39.6
9/10/2024	7:28	43.7		44.4	42.6
9/10/2024	7:33	43.3	44.0	44.1	42.6
9/10/2024	7:38	44.6		45.8	43.2
9/10/2024	7:43	44.8		45.3	44.3
9/10/2024	7:48	44.8		45.8	43.9
9/10/2024	7:53	43.0		44.3	42.2
9/10/2024	7:58	42.8		43.3	42.5
9/10/2024	8:03	43.0	43.1	43.5	42.6
9/10/2024	8:08	42.9		43.4	42.4
9/10/2024	8:13	43.3		43.9	42.9
9/10/2024	8:18	43.1		43.5	42.6
9/10/2024	8:23	43.2		43.7	42.7
9/10/2024	8:28	43.3		43.7	42.8
9/10/2024	8:33	44.2	43.9	44.3	43.2
9/10/2024	8:38	44.2		44.3	43.0
9/10/2024	8:43	44.7		44.8	43.3
9/10/2024	8:48	43.1		44.0	40.1
9/10/2024	8:53	42.1		43.6	39.3
9/10/2024	8:58	44.8		45.1	43.4
9/10/2024	9:03	44.6	43.8	45.1	43.4
9/10/2024	9:08	44.7		44.9	43.3
9/10/2024	9:13	44.9		45.5	43.2
9/10/2024	9:18	43.6		44.1	42.7
9/10/2024	9:23	43.2		44.1	39.3
9/10/2024	9:28	40.5		40.9	39.4
9/10/2024	9:33	40.9	42.1	41.3	39.7
9/10/2024	9:38	46.8		55.9	39.2
9/10/2024	9:43	39.7		40.2	39.0
9/10/2024	9:48	39.8		40.6	39.0
9/10/2024	9:53	39.3		39.8	38.8
9/10/2024	9:58	40.1		40.4	38.8
9/10/2024	10:03	39.2	51.8	39.8	38.6
9/10/2024	10:08	39.9		40.1	38.8
9/10/2024	10:13	59.3		61.5	39.5
9/10/2024	10:18	43.2		45.0	39.6
9/10/2024	10:23	39.6		40.2	38.4
9/10/2024	10:28	40.2		40.5	37.9
9/10/2024	10:33	41.5	53.6	44.4	38.3
9/10/2024	10:38	40.3		40.4	38.2
9/10/2024	10:43	59.0		64.4	39.3
9/10/2024	10:48	55.4		58.2	39.3
9/10/2024	10:53	49.1		49.9	40.5
9/10/2024	10:58	50.6		52.1	41.4
9/10/2024	11:03	51.9	48.4	55.8	42.5
9/10/2024	11:08	46.6		48.4	41.2
9/10/2024	11:13	46.0		48.6	40.6
9/10/2024	11:18	44.3		46.3	39.9
9/10/2024	11:23	47.7		50.8	41.9
9/10/2024	11:28	49.7		51.9	42.7
9/10/2024	11:33	47.7	48.3	49.4	41.7
9/10/2024	11:38	44.3		46.4	41.7
9/10/2024	11:43	51.9		54.9	42.6
9/10/2024	11:48	48.2		50.9	42.7
9/10/2024	11:53	47.6		48.9	44.9
9/10/2024	11:58	46.4		47.8	44.3
9/10/2024	12:03	48.7	47.9	51.0	44.2
9/10/2024	12:08	47.0		48.6	43.4
9/10/2024	12:13	47.7		49.3	45.6
9/10/2024	12:18	46.6		47.9	45.3
9/10/2024	12:23	48.7		49.5	45.5
9/10/2024	12:28	48.5		50.5	45.6
9/10/2024	12:33	48.7	47.5	49.9	44.6
9/10/2024	12:38	45.2		47.3	39.6
9/10/2024	12:43	46.8		49.7	38.7
9/10/2024	12:48	49.4		49.5	41.6
9/10/2024	12:53	46.6		48.9	43.3
9/10/2024	12:58	46.9		48.9	44.1
9/10/2024	13:03	49.4	49.0	52.1	42.5
9/10/2024	13:08	52.2		53.3	43.1
9/10/2024	13:13	47.5		50.3	42.8
9/10/2024	13:18	47.7		50.0	43.2
9/10/2024	13:23	45.5		47.1	43.8
9/10/2024	13:28	48.9		50.2	43.7
9/10/2024	13:33	48.6	50.1	50.1	43.5
9/10/2024	13:38	50.8		52.8	46.4
9/10/2024	13:43	49.6		52.1	46.7
9/10/2024	13:48	50.6		52.9	46.1
9/10/2024	13:53	49.2		51.5	45.6
9/10/2024	13:58	51.3		54.3	46.7
9/10/2024	14:03	52.5	48.9	54.0	45.9
9/10/2024	14:08	48.0		50.7	44.8
9/10/2024	14:13	48.5		51.5	44.3
9/10/2024	14:18	47.7		50.9	43.2
9/10/2024	14:23	46.9		49.0	44.1
9/10/2024	14:28	47.0		48.4	45.0
9/10/2024	14:33	47.9	49.3	50.6	45.3
9/10/2024	14:38	48.4		50.4	45.1
9/10/2024	14:43	47.6		49.1	45.2
9/10/2024	14:48	52.8		54.7	46.3
9/10/2024	14:53	48.5		50.9	46.2
9/10/2024	14:58	47.7		49.4	45.0
9/10/2024	15:03	48.9	49.0	51.4	46.3
9/10/2024	15:08	48.6		48.6	44.9
9/10/2024	15:13	47.3		49.1	45.4
9/10/2024	15:18	49.2		49.7	45.8
9/10/2024	15:23	49.1		50.9	45.7
9/10/2024	15:28	50.4		52.9	47.2
9/10/2024	15:33	50.6	49.9	51.8	46.0
9/10/2024	15:38	50.5		53.1	46.6
9/10/2024	15:43	49.8		52.1	46.1
9/10/2024	15:48	49.2		51.3	45.1
9/10/2024	15:53	49.2		51.3	45.5
9/10/2024	15:58	49.6		51.4	45.5
9/10/2024	16:03	52.1	50.5	54.1	46.8
9/10/2024	16:08	52.2		56.6	46.1
9/10/2024	16:13	51.2		54.1	45.8
9/10/2024	16:18	48.3		49.8	45.5
9/10/2024	16:23	48.6		50.3	45.1
9/10/2024	16:28	49.0		50.4	46.2
9/10/2024	16:33	48.0	47.8	49.7	45.7
9/10/2024	16:38	48.3		49.8	45.5
9/10/2024	16:43	48.1		50.4	45.0
9/10/2024	16:48	46.5		48.0	44.2
9/10/2024	16:53	47.9		50.2	45.5
9/10/2024	16:58	47.5		49.8	45.0
9/10/2024	17:03	49.4	49.0	50.7	45.2
9/10/2024	17:08	47.8		50.0	45.3
9/10/2024	17:13	49.5		51.8	46.5
9/10/2024	17:18	49.0		51.3	45.9
9/10/2024	17:23	48.4		50.8	45.6
9/10/2024	17:28	49.5		51.8	46.5
9/10/2024	17:33	52.3	52.7	56.0	45.6
9/10/2024	17:38	55.6		58.4	47.9
9/10/2024	17:43	54.8		58.7	47.5
9/10/2024	17:48	49.9		53.7	43.8
9/10/2024	17:53	49.5		53.5	44.2
9/10/2024	17:58	50.0		55.4	43.6
9/10/2024	18:03	52.0	52.8	56.1	43.7
9/10/2024	18:08	50.8		54.6	43.3
9/10/2024	18:13	46.9		49.0	43.6
9/10/2024	18:18	55.2		60.1	43.6
9/10/2024	18:23	54.7		59.2	43.6
9/10/2024	18:28	52.5		57.6	42.8
9/10/2024	18:33	50.4	49.4	53.5	43.2
9/10/2024	18:38	48.2		51.8	42.5
9/10/2024	18:43	53.4		56.3	43.1
9/10/2024	18:48	47.9		49.2	44.4
9/10/2024	18:53	44.9		46.2	43.7
9/10/2024	18:58	45.8		47.2	44.3
		Mean	48.1		
		Maximum	53.6		
		Minimum	40.5		

Station: CM26

Date	Start Time	Leq (5mins)	Leq (30mins)	L10 (5mins)	L90 (5mins)
10/10/2024	7:03	42.0		42.5	40.6
10/10/2024	7:08	42.1		43.5	41.1
10/10/2024	7:13	41.5	41.7	42.3	40.6
10/10/2024	7:18	40.9		41.1	40.1
10/10/2024	7:23	41.3		41.7	40.5
10/10/2024	7:28	42.1		42.8	40.6
10/10/2024	7:33	41.1		41.9	40.2
10/10/2024	7:38	41.0		41.6	40.4
10/10/2024	7:43	40.9	40.8	41.9	40.1
10/10/2024	7:48	40.6		41.0	40.0
10/10/2024	7:53	40.5		41.4	39.6
10/10/2024	7:58	40.5		41.5	39.8
10/10/2024	8:03	41.0		42.3	40.1
10/10/2024	8:08	40.1		40.6	39.5
10/10/2024	8:13	40.3	40.4	41.1	39.4
10/10/2024	8:18	41.4		42.3	39.6
10/10/2024	8:23	39.8		40.5	39.0
10/10/2024	8:28	39.6		40.2	38.7
10/10/2024	8:33	41.1		41.8	39.5
10/10/2024	8:38	41.1		42.3	39.5
10/10/2024	8:43	40.4	40.4	41.6	39.1
10/10/2024	8:48	40.0		40.4	39.4
10/10/2024	8:53	40.1		41.0	39.0
10/10/2024	8:58	39.1		39.6	38.5
10/10/2024	9:03	40.3		41.6	38.9
10/10/2024	9:08	45.8		46.8	44.2
10/10/2024	9:13	46.3	45.7	47.1	45.8
10/10/2024	9:18	46.6		47.2	46.0
10/10/2024	9:23	46.4		47.2	45.5
10/10/2024	9:28	46.3		47.0	45.7
10/10/2024	9:33	46.5		47.1	45.9
10/10/2024	9:38	46.3		47.0	45.7
10/10/2024	9:43	46.7	46.4	47.4	46.1
10/10/2024	9:48	46.3		47.2	45.3
10/10/2024	9:53	46.4		47.0	45.8
10/10/2024	9:58	46.0		46.9	45.2
10/10/2024	10:03	46.4		47.1	45.8
10/10/2024	10:08	46.2		46.9	45.7
10/10/2024	10:13	46.4	46.4	47.2	45.7
10/10/2024	10:18	46.5		47.1	45.6
10/10/2024	10:23	46.4		47.2	45.8
10/10/2024	10:28	46.6		47.3	45.9
10/10/2024	10:33	46.1		46.8	45.5
10/10/2024	10:38	41.5		45.8	39.0
10/10/2024	10:43	39.8	41.9	40.0	38.7
10/10/2024	10:48	39.9		40.3	39.1
10/10/2024	10:53	40.1		41.0	39.3
10/10/2024	10:58	39.0		39.7	38.3
10/10/2024	11:03	39.2		40.2	38.4
10/10/2024	11:08	39.0		39.5	38.6
10/10/2024	11:13	39.4	39.1	39.9	38.7
10/10/2024	11:18	38.9		39.4	38.2
10/10/2024	11:23	38.5		39.1	37.9
10/10/2024	11:28	39.3		39.9	38.7
10/10/2024	11:33	40.0		40.1	38.6
10/10/2024	11:38	38.6		39.1	37.9
10/10/2024	11:43	39.5	42.5	39.7	37.9
10/10/2024	11:48	39.4		40.0	38.7
10/10/2024	11:53	44.0		46.3	39.1
10/10/2024	11:58	46.8		47.6	46.1
10/10/2024	12:03	47.1		47.6	46.6
10/10/2024	12:08	47.0		47.7	46.4
10/10/2024	12:13	47.0	46.9	47.5	46.4
10/10/2024	12:18	46.7		47.3	46.0
10/10/2024	12:23	46.6		47.1	46.0
10/10/2024	12:28	46.7		47.2	46.1
10/10/2024	12:33	47.2		47.5	46.2
10/10/2024	12:38	50.9		52.9	46.3
10/10/2024	12:43	47.5	47.4	47.7	46.1
10/10/2024	12:48	46.7		47.3	46.1
10/10/2024	12:53	45.6		47.2	39.7
10/10/2024	12:58	41.1		41.3	39.9
10/10/2024	13:03	40.9		41.2	40.2
10/10/2024	13:08	40.8		41.3	40.2
10/10/2024	13:13	40.6	40.8	41.1	40.2
10/10/2024	13:18	40.3		40.7	39.9
10/10/2024	13:23	41.5		41.6	39.8
10/10/2024	13:28	40.4		41.0	39.9
10/10/2024	13:33	42.0		42.8	40.3
10/10/2024	13:38	43.2		44.6	42.1
10/10/2024	13:43	43.9	42.8	45.1	42.9
10/10/2024	13:48	42.4		43.0	41.9
10/10/2024	13:53	42.4		42.9	42.0
10/10/2024	13:58	42.4		42.9	42.0
10/10/2024	14:03	42.2		42.7	41.7
10/10/2024	14:08	42.1		42.6	41.7
10/10/2024	14:13	42.4	42.2	42.6	41.8
10/10/2024	14:18	42.0		42.4	41.6
10/10/2024	14:23	42.3		42.9	41.9
10/10/2024	14:28	42.4		42.8	42.0
10/10/2024	14:33	43.6		43.7	42.0
10/10/2024	14:38	42.4		42.9	42.0
10/10/2024	14:43	42.5	42.6	42.9	42.1
10/10/2024	14:48	42.8		43.0	41.9
10/10/2024	14:53	42.1		42.6	41.8
10/10/2024	14:58	42.1		42.6	41.7
10/10/2024	15:03	42.3		42.8	41.5
10/10/2024	15:08	42.8		43.0	41.2
10/10/2024	15:13	41.6	42.1	42.2	41.1
10/10/2024	15:18	42.0		42.1	41.2
10/10/2024	15:23	42.0		42.5	41.4
10/10/2024	15:28	41.8		42.3	41.5
10/10/2024	15:33	41.9		42.3	41.5
10/10/2024	15:38	42.2		42.4	41.6
10/10/2024	15:43	42.0	41.1	42.4	41.7
10/10/2024	15:48	41.1		42.5	38.1
10/10/2024	15:53	38.8		39.2	38.2
10/10/2024	15:58	39.1		39.7	38.3
10/10/2024	16:03	40.8		41.2	38.4
10/10/2024	16:08	42.7		43.2	38.8
10/10/2024	16:13	42.0	42.2	42.3	41.1
10/10/2024	16:18	40.8		41.8	39.0
10/10/2024	16:23	42.0		42.7	40.4
10/10/2024	16:28	44.1		51.6	40.6
10/10/2024	16:33	47.9		51.0	37.9
10/10/2024	16:38	54.1		55.4	39.7
10/10/2024	16:43	61.0	55.7	66.9	38.6
10/10/2024	16:48	49.2		52.5	39.5
10/10/2024	16:53	56.9		60.9	40.2
10/10/2024	16:58	50.1		50.8	39.6
10/10/2024	17:03	55.1		55.5	41.0
10/10/2024	17:08	56.6		57.7	43.8
10/10/2024	17:13	53.5	53.3	54.4	45.5
10/10/2024	17:18	50.9		54.0	45.3
10/10/2024	17:23	49.6		51.0	45.1
10/10/2024	17:28	48.5		50.0	44.1
10/10/2024	17:33	48.1		51.5	41.6
10/10/2024	17:38	49.3		53.1	42.1
10/10/2024	17:43	50.7	53.4	54.1	42.5
10/10/2024	17:48	59.5		63.8	44.9
10/10/2024	17:53	50.0		52.9	41.4
10/10/2024	17:58	46.7		50.7	40.4
10/10/2024	18:03	46.1		48.7	41.3
10/10/2024	18:08	48.4		51.1	42.2
10/10/2024	18:13	47.3	47.6	49.9	43.1
10/10/2024	18:18	47.2		48.7	43.6
10/10/2024	18:23	47.9		50.6	42.1
10/10/2024	18:28	48.1		50.7	39.8
10/10/2024	18:33	46.1		49.1	41.4
10/10/2024	18:38	50.9		53.3	42.3
10/10/2024	18:43	50.7	48.3	51.6	41.0
10/10/2024	18:48	44.7		46.4	40.5
10/10/2024	18:53	46.6		49.6	39.3
10/10/2024	18:58	47.0		50.2	40.1
		Mean	44.6		
		Maximum	55.7		
		Minimum	39.1		

Date	Start Time	Leq (5mins)	Leq (30mins)	L10 (5mins)	L90 (5mins)
11/10/2024	7:03	47.3		49.6	42.8
11/10/2024	7:08	43.9		44.9	43.0
11/10/2024	7:13	45.0	45.6	46.0	43.3
11/10/2024	7:18	45.2		45.8	43.4
11/10/2024	7:23	46.6		49.5	43.6
11/10/2024	7:28	45.0		45.4	42.9
11/10/2024	7:33	45.2		46.6	41.4
11/10/2024	7:38	45.4		46.8	41.3
11/10/2024	7:43	44.7	50.4	45.6	41.3
11/10/2024	7:48	45.9		46.2	43.4
11/10/2024	7:53	47.6		50.1	43.2
11/10/2024	7:58	56.7		60.9	43.4
11/10/2024	8:03	51.0		51.4	43.1
11/10/2024	8:08	49.7		51.2	39.8
11/10/2024	8:13	43.0	49.0	44.7	39.1
11/10/2024	8:18	46.6		49.5	39.4
11/10/2024	8:23	50.2		52.0	44.0
11/10/2024	8:28	49.3		51.5	43.9
11/10/2024	8:33	47.2		49.0	43.9
11/10/2024	8:38	48.8		48.9	40.4
11/10/2024	8:43	46.4	45.6	48.9	39.3
11/10/2024	8:48	40.6		41.4	39.4
11/10/2024	8:53	41.4		43.1	39.5
11/10/2024	8:58	43.1		45.1	40.4
11/10/2024	9:03	42.2		45.3	39.6
11/10/2024	9:08	48.0		49.8	40.0
11/10/2024	9:13	42.9	44.8	44.1	40.6
11/10/2024	9:18	44.7		46.3	41.8
11/10/2024	9:23	45.2		46.3	43.6
11/10/2024	9:28	42.4		44.0	41.4
11/10/2024	9:33	41.9		42.7	41.1
11/10/2024	9:38	44.0		44.3	41.2
11/10/2024	9:43	52.8	47.3	54.2	42.2
11/10/2024	9:48	46.3		46.6	41.0
11/10/2024	9:53	44.9		46.6	40.7
11/10/2024	9:58	43.1		44.7	40.1
11/10/2024	10:03	41.5		42.6	40.4
11/10/2024	10:08	42.1		43.8	40.6
11/10/2024	10:13	42.4	44.3	43.4	40.8
11/10/2024	10:18	44.9		46.1	41.0
11/10/2024	10:23	45.7		46.4	45.0
11/10/2024	10:28	46.7		47.3	45.2
11/10/2024	10:33	45.6		46.3	44.9
11/10/2024	10:38	45.6		46.1	45.1
11/10/2024	10:43	47.5	46.1	50.4	44.3
11/10/2024	10:48	45.7		46.8	44.9
11/10/2024	10:53	46.3		46.7	45.1
11/10/2024	10:58	45.8		46.5	45.0
11/10/2024	11:03	45.7		46.4	45.1
11/10/2024	11:08	46.0		46.9	44.8
11/10/2024	11:13	45.8	49.0	46.3	44.8
11/10/2024	11:18	49.7		51.0	44.8
11/10/2024	11:23	53.6		59.3	45.6
11/10/2024	11:28	46.1		47.2	45.0
11/10/2024	11:33	45.7		45.9	44.7
11/10/2024	11:38	45.4		45.9	44.8
11/10/2024	11:43	45.3	47.6	45.9	44.9
11/10/2024	11:48	52.0		55.8	45.0
11/10/2024	11:53	46.3		47.8	45.3
11/10/2024	11:58	45.9		46.4	45.2
11/10/2024	12:03	45.7		46.3	45.1
11/10/2024	12:08	45.6		46.1	43.2
11/10/2024	12:13	42.3	44.3	43.3	41.2
11/10/2024	12:18	44.5		46.5	42.9
11/10/2024	12:23	43.5		43.8	43.1
11/10/2024	12:28	43.3		43.7	43.0
11/10/2024	12:33	44.4		45.4	43.0
11/10/2024	12:38	43.7		43.8	42.9
11/10/2024	12:43	43.2	43.6	43.7	42.7
11/10/2024	12:48	43.2		43.8	42.7
11/10/2024	12:53	43.2		43.9	42.2
11/10/2024	12:58	43.7		44.7	42.6
11/10/2024	13:03	42.7		43.3	42.2
11/10/2024	13:08	42.5		43.1	41.9
11/10/2024	13:13	42.6	43.0	43.3	42.0
11/10/2024	13:18	43.2		45.6	42.0
11/10/2024	13:23	43.0		43.7	42.1
11/10/2024	13:28	43.8		44.8	42.1
11/10/2024	13:33	44.2		45.0	43.0
11/10/2024	13:38	42.3		42.9	41.8
11/10/2024	13:43	43.1	43.0	43.7	41.8
11/10/2024	13:48	42.8		42.9	41.7
11/10/2024	13:53	42.5		43.0	41.8
11/10/2024	13:58	43.1		43.5	42.0
11/10/2024	14:03	42.4		43.0	41.7
11/10/2024	14:08	42.6		43.3	42.0
11/10/2024	14:13	42.7	42.6	43.3	42.2
11/10/2024	14:18	42.5		43.0	42.0
11/10/2024	14:23	42.7		43.2	42.0
11/10/2024	14:28	42.5		43.2	42.0
11/10/2024	14:33	42.5		43.0	42.0
11/10/2024	14:38	42.2		42.8	41.1
11/10/2024	14:43	42.1	44.6	42.8	41.4
11/10/2024	14:48	45.4		47.4	42.5
11/10/2024	14:53	46.8		47.4	46.0
11/10/2024	14:58	46.2		46.7	45.7
11/10/2024	15:03	46.3		46.8	45.9
11/10/2024	15:08	46.4		47.0	45.8
11/10/2024	15:13	46.3	46.4	47.0	45.6
11/10/2024	15:18	46.3		46.9	45.8
11/10/2024	15:23	46.6		47.2	46.0
11/10/2024	15:28	46.7		47.3	45.9
11/10/2024	15:33	46.7		47.3	46.1
11/10/2024	15:38	46.8		47.2	45.9
11/10/2024	15:43	46.8	46.7	47.5	46.2
11/10/2024	15:48	46.8		47.3	46.0
11/10/2024	15:53	46.6		47.3	45.9
11/10/2024	15:58	46.2		46.9	45.6
11/10/2024	16:03	46.3		46.8	45.4
11/10/2024	16:08	45.9		46.6	45.2
11/10/2024	16:13	46.3	46.3	47.1	45.4
11/10/2024	16:18	46.5		47.1	45.8
11/10/2024	16:23	46.3		47.0	45.6
11/10/2024	16:28	46.6		47.4	45.8
11/10/2024	16:33	46.7		47.4	45.9
11/10/2024	16:38	46.4		47.1	45.7
11/10/2024	16:43	46.5	47.9	47.0	45.6
11/10/2024	16:48	51.6		53.9	45.9
11/10/2024	16:53	46.7		47.3	46.0
11/10/2024	16:58	46.2		47.1	45.2
11/10/2024	17:03	45.7		46.6	44.9
11/10/2024	17:08	45.9		46.7	45.1
11/10/2024	17:13	46.5	46.2	47.4	45.5
11/10/2024	17:18	46.3		47.0	45.7
11/10/2024	17:23	46.0		46.8	45.4
11/10/2024	17:28	46.5		47.2	45.7
11/10/2024	17:33	46.6		47.4	45.5
11/10/2024	17:38	45.2		46.6	38.8
11/10/2024	17:43	38.9	42.6	39.4	38.4
11/10/2024	17:48	38.8		39.3	38.2
11/10/2024	17:53	38.8		39.5	38.2
11/10/2024	17:58	38.5		39.1	37.9
11/10/2024	18:03	39.2		39.5	38.3
11/10/2024	18:08	39.6		40.4	38.3
11/10/2024	18:13	38.5	39.0	38.9	38.1
11/10/2024	18:18	38.5		38.9	38.0
11/10/2024	18:23	39.1		39.5	38.3
11/10/2024	18:28	39.1		39.9	38.3
11/10/2024	18:33	39.1		39.4	38.4
11/10/2024	18:38	37.9		38.4	37.4
11/10/2024	18:43	37.9	38.2	38.6	37.2
11/10/2024	18:48	38.2		39.3	36.9
11/10/2024	18:53	36.9		37.5	36.4
11/10/2024	18:58	38.7		40.1	37.3
		Mean	45.2		
		Maximum	50.4		
		Minimum	38.2		

Station: CM26

Date	Start Time	Leq (5mins)	Leq (30mins)	L10 (5mins)	L90 (5mins)
12/10/2024	7:03	43.0		45.6	39.5
12/10/2024	7:08	45.8		49.8	38.8
12/10/2024	7:13	43.9	46.5	45.2	38.9
12/10/2024	7:18	44.2		47.2	38.6
12/10/2024	7:23	49.4		52.3	39.9
12/10/2024	7:28	48.4		50.4	40.1
12/10/2024	7:33	44.4		47.8	40.2
12/10/2024	7:38	44.5		46.1	39.0
12/10/2024	7:43	42.7	49.3	43.6	38.5
12/10/2024	7:48	47.6		51.1	39.1
12/10/2024	7:53	51.5		52.5	39.3
12/10/2024	7:58	53.8		54.9	40.6
12/10/2024	8:03	53.5		55.8	41.6
12/10/2024	8:08	50.8		53.1	40.0
12/10/2024	8:13	51.4	50.8	55.2	41.0
12/10/2024	8:18	51.5		56.7	39.1
12/10/2024	8:23	47.6		50.6	40.0
12/10/2024	8:28	45.6		48.6	40.1
12/10/2024	8:33	51.5		54.1	38.9
12/10/2024	8:38	52.0		55.6	40.1
12/10/2024	8:43	45.5	48.7	47.3	39.5
12/10/2024	8:48	43.8		46.0	38.6
12/10/2024	8:53	47.0		50.1	39.5
12/10/2024	8:58	45.9		49.4	39.2
12/10/2024	9:03	57.4		58.4	38.9
12/10/2024	9:08	60.7		62.3	41.6
12/10/2024	9:13	47.1	56.0	49.6	43.0
12/10/2024	9:18	55.9		56.0	43.6
12/10/2024	9:23	50.6		53.2	40.6
12/10/2024	9:28	50.7		51.2	40.1
12/10/2024	9:33	52.7		55.8	39.6
12/10/2024	9:38	46.5		48.3	38.5
12/10/2024	9:43	49.0	48.6	51.1	38.7
12/10/2024	9:48	46.0		46.9	38.8
12/10/2024	9:53	47.2		49.0	38.4
12/10/2024	9:58	44.8		47.5	39.1
12/10/2024	10:03	42.8		44.1	39.0
12/10/2024	10:08	40.8		42.7	37.4
12/10/2024	10:13	45.6	48.1	49.1	38.5
12/10/2024	10:18	50.8		52.8	38.4
12/10/2024	10:23	47.6		52.7	37.0
12/10/2024	10:28	51.6		55.9	41.4
12/10/2024	10:33	53.1		56.6	40.6
12/10/2024	10:38	51.7		55.5	39.8
12/10/2024	10:43	51.5	50.5	56.0	39.5
12/10/2024	10:48	49.3		53.0	38.6
12/10/2024	10:53	46.7		50.6	40.0
12/10/2024	10:58	46.1		48.5	40.2
12/10/2024	11:03	44.1		47.7	39.3
12/10/2024	11:08	43.2		45.5	39.9
12/10/2024	11:13	53.3	50.2	58.0	41.9
12/10/2024	11:18	51.8		55.2	42.5
12/10/2024	11:23	50.2		55.1	43.0
12/10/2024	11:28	50.2		54.9	43.2
12/10/2024	11:33	46.9		49.5	41.7
12/10/2024	11:38	46.8		49.0	39.7
12/10/2024	11:43	50.0	47.1	54.1	38.8
12/10/2024	11:48	46.2		48.5	39.4
12/10/2024	11:53	44.4		47.2	38.6
12/10/2024	11:58	46.0		47.0	38.8
12/10/2024	12:03	46.6		49.2	39.6
12/10/2024	12:08	47.3		51.0	39.1
12/10/2024	12:13	44.9	46.2	48.1	39.4
12/10/2024	12:18	45.4		49.6	38.9
12/10/2024	12:23	44.8		47.8	38.9
12/10/2024	12:28	47.3		48.4	39.1
12/10/2024	12:33	41.6		43.9	39.1
12/10/2024	12:38	43.0		44.3	38.8
12/10/2024	12:43	42.9	43.8	43.4	39.0
12/10/2024	12:48	43.9		45.1	39.4
12/10/2024	12:53	44.5		46.2	39.4
12/10/2024	12:58	45.9		48.2	39.3
12/10/2024	13:03	46.2		48.4	43.1
12/10/2024	13:08	45.8		47.3	43.1
12/10/2024	13:13	46.5	47.3	46.8	43.1
12/10/2024	13:18	48.8		51.7	43.9
12/10/2024	13:23	48.9		50.1	42.8
12/10/2024	13:28	46.8		48.8	42.6
12/10/2024	13:33	45.9		48.6	43.0
12/10/2024	13:38	46.2		47.0	42.8
12/10/2024	13:43	46.8	49.9	49.3	43.0
12/10/2024	13:48	47.1		47.4	40.2
12/10/2024	13:53	45.4		45.9	39.3
12/10/2024	13:58	55.7		56.8	39.0
12/10/2024	14:03	42.6		43.0	38.2
12/10/2024	14:08	40.7		43.0	38.7
12/10/2024	14:13	42.6	43.3	44.4	38.8
12/10/2024	14:18	46.1		46.9	38.7
12/10/2024	14:23	43.8		45.3	41.9
12/10/2024	14:28	41.9		42.6	39.8
12/10/2024	14:33	48.7		52.8	44.9
12/10/2024	14:38	52.4		57.0	47.7
12/10/2024	14:43	49.7	53.2	55.6	46.7
12/10/2024	14:48	53.7		59.7	52.2
12/10/2024	14:53	52.4		53.1	50.9
12/10/2024	14:58	57.1		58.9	45.1
12/10/2024	15:03	52.7		58.0	43.6
12/10/2024	15:08	53.2		55.4	43.1
12/10/2024	15:13	50.4	50.9	59.9	45.8
12/10/2024	15:18	49.5		50.6	45.0
12/10/2024	15:23	48.6		56.8	44.0
12/10/2024	15:28	48.6		60.0	43.2
12/10/2024	15:33	50.4		53.6	44.0
12/10/2024	15:38	56.2		57.5	44.7
12/10/2024	15:43	48.5	51.1	50.6	43.2
12/10/2024	15:48	48.2		52.9	43.8
12/10/2024	15:53	48.3		50.7	44.8
12/10/2024	15:58	46.4		48.6	44.5
12/10/2024	16:03	48.0		51.1	44.0
12/10/2024	16:08	47.7		48.3	44.5
12/10/2024	16:13	47.8	49.1	58.9	45.3
12/10/2024	16:18	49.2		50.9	46.2
12/10/2024	16:23	49.5		52.3	45.8
12/10/2024	16:28	51.1		52.3	46.0
12/10/2024	16:33	48.1		51.5	45.8
12/10/2024	16:38	48.5		49.7	43.4
12/10/2024	16:43	46.4	48.6	48.9	42.8
12/10/2024	16:48	46.9		56.8	43.6
12/10/2024	16:53	44.9		47.8	43.5
12/10/2024	16:58	52.5		56.2	44.1
12/10/2024	17:03	48.3		56.0	43.4
12/10/2024	17:08	51.2		61.0	45.2
12/10/2024	17:13	52.0	57.3	65.1	45.9
12/10/2024	17:18	55.8		62.0	46.6
12/10/2024	17:23	61.0		62.0	46.6
12/10/2024	17:28	60.9		63.7	45.8
12/10/2024	17:33	55.7		58.5	44.2
12/10/2024	17:38	58.9		66.3	46.3
12/10/2024	17:43	54.0	58.9	66.9	47.9
12/10/2024	17:48	60.1		68.3	46.0
12/10/2024	17:53	62.0		62.9	44.2
12/10/2024	17:58	58.1		64.2	43.9
12/10/2024	18:03	50.9		56.3	43.5
12/10/2024	18:08	57.3		57.6	43.4
12/10/2024	18:13	48.4	52.9	58.8	44.3
12/10/2024	18:18	52.4		59.2	43.3
12/10/2024	18:23	53.2		57.2	44.5
12/10/2024	18:28	48.4		55.2	44.7
12/10/2024	18:33	49.9		56.4	45.9
12/10/2024	18:38	47.3		51.1	46.7
12/10/2024	18:43	47.9	49.4	50.7	46.6
12/10/2024	18:48	50.3		56.0	46.8
12/10/2024	18:53	49.0		51.4	48.1
12/10/2024	18:58	50.9		51.8	47.2
		Mean	49.9		
		Maximum	58.9		
		Minimum	43.3		

Date	Start Time	Leq (5mins)	Leq (30mins)	L10 (5mins)	L90 (5mins)
13/10/2024	7:03	42.4		42.9	42.0
13/10/2024	7:08	42.8		43.2	42.0
13/10/2024	7:13	42.7	42.6	43.2	42.0
13/10/2024	7:18	42.4		43.0	42.0
13/10/2024	7:23	42.7		42.8	41.1
13/10/2024	7:28	42.5		42.9	41.4
13/10/2024	7:33	42.5		47.4	40.5
13/10/2024	7:38	46.0		47.3	42.2
13/10/2024	7:43	45.7	45.7	46.7	42.3
13/10/2024	7:48	46.3		46.8	45.9
13/10/2024	7:53	46.5		47.0	45.8
13/10/2024	7:58	46.2		47.0	45.6
13/10/2024	8:03	46.3		47.0	45.8
13/10/2024	8:08	46.4		47.3	45.9
13/10/2024	8:13	46.3	46.5	47.3	46.0
13/10/2024	8:18	46.4		47.3	46.1
13/10/2024	8:23	46.7		47.1	45.9
13/10/2024	8:28	46.7		47.5	46.1
13/10/2024	8:33	46.7		47.3	46.1
13/10/2024	8:38	46.8		47.2	45.9
13/10/2024	8:43	46.8	46.7	46.9	45.6
13/10/2024	8:48	46.8		46.9	45.4
13/10/2024	8:53	46.5		46.6	45.1
13/10/2024	8:58	46.4		47.1	45.6
13/10/2024	9:03	46.0		47.1	45.6
13/10/2024	9:08	45.8		47.1	45.7
13/10/2024	9:13	46.4	46.3	47.4	45.9
13/10/2024	9:18	46.4		47.3	45.7
13/10/2024	9:23	46.4		47.1	45.6
13/10/2024	9:28	46.8		47.0	45.8
13/10/2024	9:33	46.5		53.9	45.9
13/10/2024	9:38	46.3		47.3	46.1
13/10/2024	9:43	47.0	46.5	48.6	45.0
13/10/2024	9:48	46.6		50.7	44.9
13/10/2024	9:53	46.6		46.7	45.2
13/10/2024	9:58	46.0		47.4	45.6
13/10/2024	10:03	45.8		46.9	45.5
13/10/2024	10:08	45.9		46.8	45.3
13/10/2024	10:13	46.6	45.5	47.2	45.6
13/10/2024	10:18	46.2		47.3	45.4
13/10/2024	10:23	46.0		46.5	38.6
13/10/2024	10:28	39.4		46.5	38.4
13/10/2024	10:33	39.3		46.5	38.2
13/10/2024	10:38	39.6		44.3	38.2
13/10/2024	10:43	38.9	39.0	39.3	37.9
13/10/2024	10:48	38.8		39.3	38.3
13/10/2024	10:53	38.9		40.4	38.3
13/10/2024	10:58	38.5		38.8	38.0
13/10/2024	11:03	39.1		39.6	37.9
13/10/2024	11:08	39.4		39.6	38.4
13/10/2024	11:13	38.5	38.8	39.9	36.5
13/10/2024	11:18	38.8		39.3	37.7
13/10/2024	11:23	38.5		39.0	37.4
13/10/2024	11:28	38.5		39.2	36.9
13/10/2024	11:33	38.9		39.4	37.0
13/10/2024	11:38	37.9		38.2	36.4
13/10/2024	11:43	37.7	38.1	39.8	37.3
13/10/2024	11:48	38.0		38.3	36.7
13/10/2024	11:53	37.3		39.0	37.0
13/10/2024	11:58	38.6		39.5	37.8
13/10/2024	12:03	37.5		39.4	37.2
13/10/2024	12:08	38.4		40.1	37.5
13/10/2024	12:13	38.6	39.6	41.9	38.4
13/10/2024	12:18	38.3		43.5	38.0
13/10/2024	12:23	39.0		39.8	37.7
13/10/2024	12:28	43.1		43.7	37.4
13/10/2024	12:33	39.7		43.4	36.1
13/10/2024	12:38	38.6		39.4	37.0
13/10/2024	12:43	40.4	39.0	42.0	37.6
13/10/2024	12:48	38.7		40.8	37.0
13/10/2024	12:53	37.7		40.0	37.4
13/10/2024	12:58	38.4		39.8	38.0
13/10/2024	13:03	39.7		41.0	37.9
13/10/2024	13:08	39.7		40.4	37.8
13/10/2024	13:13	39.6	39.4	39.8	37.9
13/10/2024	13:18	39.4		39.5	37.6
13/10/2024	13:23	38.8		39.2	37.2
13/10/2024	13:28	38.8		39.0	37.3
13/10/2024	13:33	38.7		41.7	37.5
13/10/2024	13:38	38.3		57.1	37.3
13/10/2024	13:43	38.1	38.7	43.8	37.8
13/10/2024	13:48	39.1		41.1	37.7
13/10/2024	13:53	38.8		56.4	37.0
13/10/2024	13:58	39.0		41.1	37.3
13/10/2024	14:03	38.9		40.7	36.9
13/10/2024	14:08	38.3		38.9	37.1
13/10/2024	14:13	38.2	38.3	38.7	36.6
13/10/2024	14:18	38.0		38.7	36.6
13/10/2024	14:23	38.1		38.7	36.9
13/10/2024	14:28	38.0		39.6	35.0
13/10/2024	14:33	38.1		40.1	38.0
13/10/2024	14:38	39.2		41.3	37.3
13/10/2024	14:43	38.7	38.7	39.2	37.2
13/10/2024	14:48	39.2		40.1	37.5
13/10/2024	14:53	38.5		61.5	37.8
13/10/2024	14:58	38.2		60.8	37.2
13/10/2024	15:03	39.4		41.4	36.3
13/10/2024	15:08	39.4		56.5	36.6
13/10/2024	15:13	39.4	39.2	57.1	36.3
13/10/2024	15:18	39.7		40.2	36.9
13/10/2024	15:23	38.9		66.0	37.7
13/10/2024	15:28	37.9		45.0	37.7
13/10/2024	15:33	40.5		47.7	37.5
13/10/2024	15:38	45.1		59.4	37.9
13/10/2024	15:43	47.1	44.3	53.6	39.2
13/10/2024	15:48	43.1		47.2	39.7
13/10/2024	15:53	40.8		44.8	37.8
13/10/2024	15:58	45.5		46.7	39.4
13/10/2024	16:03	44.2		54.5	42.4
13/10/2024	16:08	43.6		55.2	41.3
13/10/2024	16:13	43.1	50.9	51.4	41.3
13/10/2024	16:18	52.3		58.4	45.7
13/10/2024	16:23	56.0		57.6	43.5
13/10/2024	16:28	50.0		58.0	42.3
13/10/2024	16:33	50.6		53.4	37.9
13/10/2024	16:38	49.7		54.3	37.0
13/10/2024	16:43	48.4	48.6	52.7	38.7
13/10/2024	16:48	48.3		50.9	38.9
13/10/2024	16:53	47.2		51.3	39.3
13/10/2024	16:58	45.6		48.5	38.8
13/10/2024	17:03	45.0		51.1	37.8
13/10/2024	17:08	48.1		51.2	37.9
13/10/2024	17:13	44.4	47.2	50.1	36.4
13/10/2024	17:18	49.9		51.3	37.1
13/10/2024	17:23	47.0		47.3	37.0
13/10/2024	17:28	46.5		49.6	37.1
13/10/2024	17:33	45.2		45.3	36.4
13/10/2024	17:38	45.1		47.3	38.6
13/10/2024	17:43	46.6	46.7	51.7	37.8
13/10/2024	17:48	49.2		50.0	38.4
13/10/2024	17:53	42.3		50.4	36.9
13/10/2024	17:58	48.4		51.3	39.7
13/10/2024	18:03	47.5		49.2	38.8
13/10/2024	18:08	47.9		51.7	40.4
13/10/2024	18:13	47.5	47.9	48.7	39.5
13/10/2024	18:18	46.9		48.4	39.5
13/10/2024	18:23	46.2		48.5	39.1
13/10/2024	18:28	50.3		56.8	37.3
13/10/2024	18:33	44.3		46.0	37.2
13/10/2024	18:38	47.2		49.4	36.4
13/10/2024	18:43	48.3	45.6	51.6	37.1
13/10/2024	18:48	43.2		46.5	37.4
13/10/2024	18:53	43.2		47.8	36.5
13/10/2024	18:58	44.9		54.8	37.7
		Mean	43.3		
		Maximum	50.9		
		Minimum	38.1		

Station: CM26

Date	Start Time	Leq (5mins)	Leq (30mins)	L10 (5mins)	L90 (5mins)
14/10/2024	7:03	43.0		45.4	40.2
14/10/2024	7:08	40.3		42.3	39.8
14/10/2024	7:13	41.3	41.6	41.7	40.8
14/10/2024	7:18	41.1		41.4	40.6
14/10/2024	7:23	41.4		43.9	40.6
14/10/2024	7:28	42.1		43.9	40.7
14/10/2024	7:33	41.4		42.2	41.0
14/10/2024	7:38	41.1		41.7	40.4
14/10/2024	7:43	41.3	40.9	41.4	40.5
14/10/2024	7:48	40.9		41.5	40.7
14/10/2024	7:53	40.7		41.6	40.0
14/10/2024	7:58	39.8		41.8	39.7
14/10/2024	8:03	40.2		40.8	39.2
14/10/2024	8:08	39.4		40.4	38.8
14/10/2024	8:13	39.0	39.6	39.7	38.6
14/10/2024	8:18	40.2		40.5	39.0
14/10/2024	8:23	39.4		42.1	38.9
14/10/2024	8:28	39.1		39.4	38.2
14/10/2024	8:33	39.3		39.4	38.2
14/10/2024	8:38	39.1		39.9	38.9
14/10/2024	8:43	38.9	39.0	40.4	38.5
14/10/2024	8:48	38.8		39.8	38.7
14/10/2024	8:53	38.8		39.9	38.7
14/10/2024	8:58	38.8		39.9	38.5
14/10/2024	9:03	39.4		39.8	38.8
14/10/2024	9:08	39.6		40.1	38.2
14/10/2024	9:13	38.9	39.3	41.0	38.0
14/10/2024	9:18	39.3		43.9	38.2
14/10/2024	9:23	39.2		43.1	38.1
14/10/2024	9:28	39.2		44.8	38.1
14/10/2024	9:33	39.0		44.8	37.9
14/10/2024	9:38	39.8		44.7	38.0
14/10/2024	9:43	40.6	41.1	42.8	39.5
14/10/2024	9:48	40.8		42.9	38.8
14/10/2024	9:53	42.0		43.0	39.7
14/10/2024	9:58	43.0		44.4	42.8
14/10/2024	10:03	43.3		44.3	42.7
14/10/2024	10:08	43.0		44.0	42.7
14/10/2024	10:13	43.9	43.8	46.2	43.2
14/10/2024	10:18	44.3		45.3	43.4
14/10/2024	10:23	44.4		45.3	44.2
14/10/2024	10:28	44.0		45.7	42.6
14/10/2024	10:33	43.3		44.7	42.3
14/10/2024	10:38	42.6		43.3	42.4
14/10/2024	10:43	42.6	43.3	43.4	42.5
14/10/2024	10:48	43.5		45.1	42.6
14/10/2024	10:53	43.5		44.7	42.4
14/10/2024	10:58	43.9		45.4	43.0
14/10/2024	11:03	43.4		44.4	42.6
14/10/2024	11:08	43.5		43.7	42.6
14/10/2024	11:13	42.8	43.3	43.7	42.5
14/10/2024	11:18	42.8		43.7	41.2
14/10/2024	11:23	43.1		44.3	40.2
14/10/2024	11:28	44.2		55.9	43.1
14/10/2024	11:33	43.0		44.1	39.7
14/10/2024	11:38	43.4		44.8	39.7
14/10/2024	11:43	43.0	52.9	44.1	39.3
14/10/2024	11:48	40.1		41.9	39.2
14/10/2024	11:53	59.2		60.5	43.9
14/10/2024	11:58	54.2		57.7	43.6
14/10/2024	12:03	50.7		54.4	43.3
14/10/2024	12:08	52.9		56.4	45.6
14/10/2024	12:13	56.9	55.5	60.1	49.2
14/10/2024	12:18	55.9		58.9	50.3
14/10/2024	12:23	57.3		60.3	51.1
14/10/2024	12:28	56.0		58.7	49.3
14/10/2024	12:33	57.1		59.5	51.5
14/10/2024	12:38	57.8		60.7	52.5
14/10/2024	12:43	58.1	59.2	60.7	52.8
14/10/2024	12:48	59.3		61.5	55.0
14/10/2024	12:53	60.3		62.9	56.0
14/10/2024	12:58	61.1		63.6	56.0
14/10/2024	13:03	61.4		63.7	56.9
14/10/2024	13:08	59.2		62.5	52.5
14/10/2024	13:13	57.4	57.6	61.3	44.7
14/10/2024	13:18	54.3		58.6	44.5
14/10/2024	13:23	52.4		56.0	44.8
14/10/2024	13:28	53.2		57.0	44.8
14/10/2024	13:33	53.8		57.3	45.6
14/10/2024	13:38	55.4		58.3	47.4
14/10/2024	13:43	53.3	55.0	56.8	44.9
14/10/2024	13:48	55.5		58.7	49.2
14/10/2024	13:53	56.2		59.5	48.2
14/10/2024	13:58	55.4		58.9	47.9
14/10/2024	14:03	57.1		60.4	47.1
14/10/2024	14:08	59.2		61.6	53.9
14/10/2024	14:13	58.5	57.9	60.7	54.5
14/10/2024	14:18	58.5		61.0	54.7
14/10/2024	14:23	58.4		60.7	54.9
14/10/2024	14:28	53.2		58.3	43.2
14/10/2024	14:33	48.6		51.2	44.0
14/10/2024	14:38	55.3		58.3	44.5
14/10/2024	14:43	52.1	51.1	54.7	44.5
14/10/2024	14:48	44.9		46.6	43.4
14/10/2024	14:53	49.5		52.5	44.2
14/10/2024	14:58	48.5		50.7	44.5
14/10/2024	15:03	48.3		50.4	46.3
14/10/2024	15:08	50.1		52.3	44.2
14/10/2024	15:13	47.1	49.9	49.8	43.9
14/10/2024	15:18	48.7		51.5	45.6
14/10/2024	15:23	51.9		54.9	46.4
14/10/2024	15:28	51.5		54.0	46.2
14/10/2024	15:33	50.6		54.2	43.8
14/10/2024	15:38	53.6		57.5	46.5
14/10/2024	15:43	49.3	49.8	51.7	45.6
14/10/2024	15:48	47.4		50.9	43.4
14/10/2024	15:53	46.0		48.4	43.2
14/10/2024	15:58	46.3		47.5	43.3
14/10/2024	16:03	46.7		49.2	43.6
14/10/2024	16:08	46.9		50.1	43.2
14/10/2024	16:13	45.5	48.1	46.8	42.8
14/10/2024	16:18	48.0		51.1	43.7
14/10/2024	16:23	46.5		48.5	43.1
14/10/2024	16:28	51.6		55.0	44.9
14/10/2024	16:33	45.8		47.1	43.6
14/10/2024	16:38	45.7		48.5	43.0
14/10/2024	16:43	48.5	47.2	51.1	43.5
14/10/2024	16:48	44.7		45.6	42.7
14/10/2024	16:53	48.1		50.7	44.0
14/10/2024	16:58	48.6		51.1	44.7
14/10/2024	17:03	46.3		48.6	43.9
14/10/2024	17:08	52.0		54.1	44.7
14/10/2024	17:13	49.4	51.5	52.4	44.9
14/10/2024	17:18	54.1		58.2	43.5
14/10/2024	17:23	50.5		54.8	44.0
14/10/2024	17:28	52.8		55.6	45.3
14/10/2024	17:33	54.5		55.0	45.0
14/10/2024	17:38	48.6		52.0	44.7
14/10/2024	17:43	51.0	51.2	53.8	45.1
14/10/2024	17:48	50.2		52.8	44.9
14/10/2024	17:53	51.8		52.6	44.1
14/10/2024	17:58	47.3		48.9	45.1
14/10/2024	18:03	48.6		50.5	45.1
14/10/2024	18:08	49.9		51.8	46.0
14/10/2024	18:13	46.8	51.2	48.6	44.8
14/10/2024	18:18	51.0		54.2	44.5
14/10/2024	18:23	54.7		56.6	47.1
14/10/2024	18:28	51.7		53.4	47.0
14/10/2024	18:33	50.0		53.1	46.4
14/10/2024	18:38	52.5		52.9	46.1
14/10/2024	18:43	53.2	51.4	55.9	46.6
14/10/2024	18:48	50.0		53.7	45.5
14/10/2024	18:53	47.0		48.2	45.8
14/10/2024	18:58	53.0		55.8	46.9
		Mean	47.6		
		Maximum	59.2		
		Minimum	39.0		

Date	Start Time	Leq (5mins)	Leq (30mins)	L10 (5mins)	L90 (5mins)
15/10/2024	7:03	52.1		52.7	51.6
15/10/2024	7:08	52.0		52.6	51.6
15/10/2024	7:13	52.0	51.9	52.5	51.5
15/10/2024	7:18	51.8		52.3	51.3
15/10/2024	7:23	51.8		52.4	51.3
15/10/2024	7:28	51.8		52.3	51.2
15/10/2024	7:33	52.0		52.6	51.4
15/10/2024	7:38	52.0		52.6	51.4
15/10/2024	7:43	52.1	51.6	52.8	51.5
15/10/2024	7:48	52.0		52.7	51.5
15/10/2024	7:53	51.4		52.1	50.6
15/10/2024	7:58	49.8		51.8	45.7
15/10/2024	8:03	46.2		46.8	45.5
15/10/2024	8:08	46.3		46.9	45.5
15/10/2024	8:13	46.1	46.3	46.7	45.6
15/10/2024	8:18	46.8		46.9	45.7
15/10/2024	8:23	46.1		46.7	45.6
15/10/2024	8:28	46.2		46.8	45.7
15/10/2024	8:33	47.2		47.9	46.0
15/10/2024	8:38	46.1		46.6	45.6
15/10/2024	8:43	47.2	46.7	47.4	46.0
15/10/2024	8:48	46.3		47.1	45.4
15/10/2024	8:53	46.2		46.8	45.6
15/10/2024	8:58	46.9		47.0	45.6
15/10/2024	9:03	46.1		46.7	45.5
15/10/2024	9:08	45.9		46.4	45.4
15/10/2024	9:13	46.6	44.4	47.4	45.4
15/10/2024	9:18	41.7		43.4	40.0
15/10/2024	9:23	41.2		41.9	40.2
15/10/2024	9:28	40.8		41.4	40.3
15/10/2024	9:33	41.1		41.6	40.4
15/10/2024	9:38	41.1		41.6	40.3
15/10/2024	9:43	43.0	41.6	43.4	40.4
15/10/2024	9:48	41.2		41.9	40.4
15/10/2024	9:53	41.0		41.9	40.1
15/10/2024	9:58	41.6		42.0	40.8
15/10/2024	10:03	41.7		42.4	39.9
15/10/2024	10:08	39.9		40.5	39.3
15/10/2024	10:13	40.6	41.4	41.1	39.7
15/10/2024	10:18	41.0		41.4	40.1
15/10/2024	10:23	41.1		43.5	39.9
15/10/2024	10:28	43.3		45.0	40.0
15/10/2024	10:33	45.0		48.2	40.6
15/10/2024	10:38	41.9		42.8	40.6
15/10/2024	10:43	42.3	46.8	43.2	40.2
15/10/2024	10:48	43.5		44.7	40.8
15/10/2024	10:53	47.0		49.0	41.0
15/10/2024	10:58	51.8		52.2	41.5
15/10/2024	11:03	50.6		52.2	44.2
15/10/2024	11:08	48.9		51.5	45.1
15/10/2024	11:13	49.3	50.5	51.8	45.3
15/10/2024	11:18	51.3		54.4	45.4
15/10/2024	11:23	51.2		54.8	45.1
15/10/2024	11:28	51.2		55.5	44.6
15/10/2024	11:33	48.6		51.5	43.6
15/10/2024	11:38	51.3		55.0	44.7
15/10/2024	11:43	50.5	50.5	53.6	44.6
15/10/2024	11:48	50.7		52.7	44.2
15/10/2024	11:53	48.9		52.5	42.0
15/10/2024	11:58	52.1		54.6	43.7
15/10/2024	12:03	46.9		49.5	42.0
15/10/2024	12:08	48.0		51.4	40.8
15/10/2024	12:13	49.0	49.5	51.0	41.0
15/10/2024	12:18	50.5		55.2	42.5
15/10/2024	12:23	52.4		56.6	41.9
15/10/2024	12:28	47.8		51.7	41.2
15/10/2024	12:33	48.8		53.1	40.6
15/10/2024	12:38	49.1		52.9	39.6
15/10/2024	12:43	49.9	50.5	54.2	41.3
15/10/2024	12:48	52.3		56.1	42.5
15/10/2024	12:53	52.7		57.4	43.3
15/10/2024	12:58	48.2		49.5	41.6
15/10/2024	13:03	51.7		55.0	42.0
15/10/2024	13:08	51.3		55.5	42.7
15/10/2024	13:13	49.8	52.2	54.7	41.9
15/10/2024	13:18	51.1		54.7	43.5
15/10/2024	13:23	51.8		55.3	45.8
15/10/2024	13:28	55.2		58.6	47.4
15/10/2024	13:33	54.0		56.8	47.3
15/10/2024	13:38	51.1		53.3	46.6
15/10/2024	13:43	56.2	54.0	58.7	47.2
15/10/2024	13:48	52.7		56.8	47.4
15/10/2024	13:53	54.2		57.4	48.1
15/10/2024	13:58	54.0		57.5	48.2
15/10/2024	14:03	55.4		59.1	48.8
15/10/2024	14:08	55.2		58.9	47.2
15/10/2024	14:13	53.6	53.0	56.6	47.3
15/10/2024	14:18	51.8		54.4	46.8
15/10/2024	14:23	49.6		51.6	46.4
15/10/2024	14:28	47.3		49.5	44.8
15/10/2024	14:33	51.4		54.1	44.8
15/10/2024	14:38	51.0		51.6	44.9
15/10/2024	14:43	49.1	50.1	51.2	45.3
15/10/2024	14:48	49.0		51.4	46.4
15/10/2024	14:53	48.9		50.6	45.5
15/10/2024	14:58	50.4		54.6	44.4
15/10/2024	15:03	56.2		60.5	46.1
15/10/2024	15:08	57.9		61.9	45.7
15/10/2024	15:13	50.0	53.6	52.7	45.1
15/10/2024	15:18	49.9		51.3	43.9
15/10/2024	15:23	48.1		50.9	44.8
15/10/2024	15:28	48.6		51.7	44.6
15/10/2024	15:33	50.0		53.2	44.3
15/10/2024	15:38	51.3		55.5	44.9
15/10/2024	15:43	50.3	52.9	52.7	45.1
15/10/2024	15:48	50.2		53.7	43.9
15/10/2024	15:53	58.4		63.4	44.0
15/10/2024	15:58	46.5		48.1	42.9
15/10/2024	16:03	52.3		52.5	45.9
15/10/2024	16:08	51.9		53.0	43.7
15/10/2024	16:13	49.5	50.8	52.9	44.8
15/10/2024	16:18	48.0		49.7	45.2
15/10/2024	16:23	51.5		53.3	47.0
15/10/2024	16:28	50.3		52.3	44.1
15/10/2024	16:33	47.9		51.0	42.7
15/10/2024	16:38	47.4		49.9	43.4
15/10/2024	16:43	52.8	49.8	54.9	43.3
15/10/2024	16:48	50.9		54.6	44.3
15/10/2024	16:53	47.4		50.4	43.3
15/10/2024	16:58	49.7		53.5	43.6
15/10/2024	17:03	47.8		50.5	43.8
15/10/2024	17:08	52.2		55.7	44.8
15/10/2024	17:13	50.0	51.5	52.9	45.2
15/10/2024	17:18	52.7		55.4	47.7
15/10/2024	17:23	53.0		56.8	45.2
15/10/2024	17:28	51.5		54.7	45.3
15/10/2024	17:33	52.1		55.3	45.2
15/10/2024	17:38	51.5		55.4	45.1
15/10/2024	17:43	51.2	50.3	54.7	44.6
15/10/2024	17:48	50.3		54.0	43.8
15/10/2024	17:53	47.0		50.3	42.4
15/10/2024	17:58	47.4		49.4	42.9
15/10/2024	18:03	46.6		47.3	42.6
15/10/2024	18:08	46.5		48.7	43.9
15/10/2024	18:13	44.3	47.6	45.2	41.9
15/10/2024	18:18	50.9		51.8	44.0
15/10/2024	18:23	47.1		48.7	43.3
15/10/2024	18:28	47.0		48.4	43.2
15/10/2024	18:33	45.7		45.8	42.9
15/10/2024	18:38	56.0		59.5	42.9
15/10/2024	18:43	56.3	52.3	59.2	42.7
15/10/2024	18:48	48.0		50.1	43.6
15/10/2024	18:53	45.1		46.2	43.1
15/10/2024	18:58	48.3		51.9	42.9
		Mean	47.4		
		Maximum	51.9		
		Minimum	41.4		

Date	Start Time	Leq (5mins)	Leq (30mins)	L10 (5mins)	L90 (5mins)
16/10/2024	7:03	41.6	42.5	42.4	40.7
16/10/2024	7:08	41.8		42.3	40.1
16/10/2024	7:13	41.6		42.1	40.0
16/10/2024	7:18	41.8		42.3	40.1
16/10/2024	7:23	42.0		43.8	40.0
16/10/2024	7:28	44.9		45.9	44.0
16/10/2024	7:33	45.5	45.0	46.4	44.8
16/10/2024	7:38	45.1		45.8	44.3
16/10/2024	7:43	44.9		45.9	44.2
16/10/2024	7:48	44.8		45.6	44.1
16/10/2024	7:53	44.8		45.5	44.2
16/10/2024	7:58	44.9		45.6	44.3
16/10/2024	8:03	44.2	44.4	45.0	43.0
16/10/2024	8:08	45.3		45.5	43.9
16/10/2024	8:13	44.3		44.9	43.7
16/10/2024	8:18	44.3		44.9	43.6
16/10/2024	8:23	44.0		44.7	43.1
16/10/2024	8:28	44.0		44.5	42.8
16/10/2024	8:33	44.0	44.2	44.6	42.9
16/10/2024	8:38	44.2		44.9	43.3
16/10/2024	8:43	44.6		44.8	43.0
16/10/2024	8:48	44.0		44.8	43.3
16/10/2024	8:53	44.1		44.7	43.3
16/10/2024	8:58	44.3		44.8	42.8
16/10/2024	9:03	43.8	43.9	44.8	42.6
16/10/2024	9:08	43.5		44.0	42.0
16/10/2024	9:13	44.1		44.7	42.7
16/10/2024	9:18	44.6		46.0	42.7
16/10/2024	9:23	43.9		44.2	42.3
16/10/2024	9:28	43.4		44.1	42.1
16/10/2024	9:33	43.6	44.0	44.3	43.0
16/10/2024	9:38	43.8		44.5	42.9
16/10/2024	9:43	43.6		44.3	42.6
16/10/2024	9:48	44.3		45.6	42.9
16/10/2024	9:53	44.2		45.0	42.9
16/10/2024	9:58	44.4		45.3	43.0
16/10/2024	10:03	46.3	44.4	51.9	43.0
16/10/2024	10:08	43.8		44.5	43.0
16/10/2024	10:13	43.6		44.2	42.9
16/10/2024	10:18	44.6		45.6	43.6
16/10/2024	10:23	43.6		44.3	42.7
16/10/2024	10:28	43.8		44.5	43.0
16/10/2024	10:33	45.5	44.8	49.8	43.3
16/10/2024	10:38	46.8		48.6	43.5
16/10/2024	10:43	43.7		44.3	43.2
16/10/2024	10:48	43.8		44.4	43.1
16/10/2024	10:53	43.7		44.3	43.0
16/10/2024	10:58	44.3		45.0	43.5
16/10/2024	11:03	45.2	45.0	45.5	43.1
16/10/2024	11:08	44.9		45.6	44.1
16/10/2024	11:13	45.1		45.8	44.3
16/10/2024	11:18	44.7		45.4	44.0
16/10/2024	11:23	44.9		45.4	44.2
16/10/2024	11:28	45.0		45.7	44.4
16/10/2024	11:33	44.1	44.1	44.8	43.5
16/10/2024	11:38	44.0		44.7	43.3
16/10/2024	11:43	44.4		45.1	43.9
16/10/2024	11:48	45.1		45.7	44.3
16/10/2024	11:53	43.0		43.8	42.0
16/10/2024	11:58	43.5		44.6	42.3
16/10/2024	12:03	40.1	41.5	41.3	38.7
16/10/2024	12:08	41.7		42.4	41.1
16/10/2024	12:13	41.7		42.4	41.1
16/10/2024	12:18	41.9		42.6	41.3
16/10/2024	12:23	41.4		42.1	40.8
16/10/2024	12:28	42.0		42.9	40.6
16/10/2024	12:33	41.4	39.5	42.1	40.9
16/10/2024	12:38	39.5		41.4	38.4
16/10/2024	12:43	39.1		39.4	38.3
16/10/2024	12:48	39.1		39.6	38.7
16/10/2024	12:53	38.8		39.4	38.2
16/10/2024	12:58	38.0		38.6	37.4
16/10/2024	13:03	38.6	42.7	39.4	37.7
16/10/2024	13:08	39.2		39.9	38.7
16/10/2024	13:13	48.6		51.8	38.5
16/10/2024	13:18	39.0		39.8	38.4
16/10/2024	13:23	39.2		40.0	38.4
16/10/2024	13:28	39.3		41.9	37.6
16/10/2024	13:33	42.6	43.4	43.4	41.6
16/10/2024	13:38	43.4		43.8	43.0
16/10/2024	13:43	43.4		43.8	42.9
16/10/2024	13:48	44.1		44.2	42.5
16/10/2024	13:53	43.6		44.0	42.7
16/10/2024	13:58	43.2		43.6	42.7
16/10/2024	14:03	43.1	43.8	43.8	42.4
16/10/2024	14:08	43.2		43.6	42.9
16/10/2024	14:13	43.3		43.8	42.8
16/10/2024	14:18	43.8		44.6	43.0
16/10/2024	14:23	45.0		45.2	43.8
16/10/2024	14:28	44.2		44.7	43.6
16/10/2024	14:33	44.1	44.0	44.6	43.6
16/10/2024	14:38	44.5		47.0	43.4
16/10/2024	14:43	43.7		44.2	43.2
16/10/2024	14:48	44.0		44.4	43.4
16/10/2024	14:53	43.7		44.1	43.2
16/10/2024	14:58	43.7		44.1	43.4
16/10/2024	15:03	42.5	41.6	44.1	40.6
16/10/2024	15:08	40.4		41.2	39.0
16/10/2024	15:13	40.4		41.4	39.4
16/10/2024	15:18	41.9		43.7	39.5
16/10/2024	15:23	41.9		43.4	40.7
16/10/2024	15:28	42.0		42.2	40.0
16/10/2024	15:33	43.0	42.5	43.2	40.2
16/10/2024	15:38	42.7		43.3	42.2
16/10/2024	15:43	42.3		42.9	41.7
16/10/2024	15:48	42.7		43.5	41.4
16/10/2024	15:53	42.6		43.4	41.9
16/10/2024	15:58	41.2		41.6	39.4
16/10/2024	16:03	40.3	41.7	40.8	39.5
16/10/2024	16:08	41.0		50.1	38.9
16/10/2024	16:13	41.0		42.8	37.7
16/10/2024	16:18	41.4		42.1	38.9
16/10/2024	16:23	41.5		43.6	39.2
16/10/2024	16:28	44.0		44.3	39.4
16/10/2024	16:33	48.6	58.8	54.5	38.8
16/10/2024	16:38	64.9		69.2	40.0
16/10/2024	16:43	60.5		66.4	40.9
16/10/2024	16:48	47.4		51.6	40.3
16/10/2024	16:53	49.6		52.6	41.0
16/10/2024	16:58	49.7		52.3	41.8
16/10/2024	17:03	47.0	50.0	50.6	40.5
16/10/2024	17:08	48.4		51.3	42.5
16/10/2024	17:13	51.0		54.4	44.0
16/10/2024	17:18	51.4		54.5	45.0
16/10/2024	17:23	51.4		54.1	46.6
16/10/2024	17:28	49.2		51.1	45.9
16/10/2024	17:33	49.0		51.6	46.0
16/10/2024	17:38	50.5		52.7	45.8
16/10/2024	17:43	50.4		52.0	44.1
16/10/2024	17:48	51.4		54.3	44.9
16/10/2024	17:53	52.6		55.0	47.1
		Mean	44.0		
		Maximum	45.0		
		Minimum	41.5		

Summary of Noise Monitoring Results during 07:00 - 19:00 at CM26	
	Leq (30mins)
Mean	47.6
Maximum	64.7
Minimum	38.1

Note:
1. The Leq (5mins) values within the time slots that do not have six consecutive Leq (5mins) values are not included in calculation of Leq (30mins).
2. Short periods of data gaps in tables are due to suspension of monitoring during replacement of batteries for the sound level meter.

Station: CM26

Date	Start Time	Leq (5mins)	Leq (30mins)	L10 (5mins)	L90 (5mins)
2/10/2024	19:03	49.2	49.2	51.5	42.7
2/10/2024	19:08	46.4		48.1	42.9
2/10/2024	19:13	48.3		49.2	45.4
2/10/2024	19:18	51.3		53.6	45.9
2/10/2024	19:23	49.5		51.8	44.7
2/10/2024	19:28	49.0		50.9	43.4
2/10/2024	19:33	48.1	49.0	49.9	43.2
2/10/2024	19:38	49.1		51.9	42.6
2/10/2024	19:43	47.7		50.9	43.1
2/10/2024	19:48	49.2		52.2	44.0
2/10/2024	19:53	51.1		54.1	44.6
2/10/2024	19:58	47.6		49.7	44.2
2/10/2024	20:03	50.5	53.7	52.4	44.2
2/10/2024	20:08	58.9		61.6	46.5
2/10/2024	20:13	51.3		55.8	46.2
2/10/2024	20:18	52.9		55.2	46.9
2/10/2024	20:23	50.6		53.4	46.8
2/10/2024	20:28	48.8		51.1	46.3
2/10/2024	20:33	47.2	49.8	48.4	46.1
2/10/2024	20:38	50.5		52.2	45.7
2/10/2024	20:43	49.9		51.5	46.3
2/10/2024	20:48	48.4		50.3	45.6
2/10/2024	20:53	50.3		53.2	46.8
2/10/2024	20:58	51.2		54.2	46.0
2/10/2024	21:03	49.8	51.0	51.8	45.1
2/10/2024	21:08	47.3		48.9	45.2
2/10/2024	21:13	55.8		56.4	45.7
2/10/2024	21:18	47.7		53.0	44.0
2/10/2024	21:23	50.0		52.7	45.6
2/10/2024	21:28	48.6		52.2	44.8
2/10/2024	21:33	47.6	49.7	49.6	44.0
2/10/2024	21:38	49.5		51.1	44.4
2/10/2024	21:43	48.4		50.9	44.9
2/10/2024	21:48	51.6		51.8	45.3
2/10/2024	21:53	49.8		52.6	44.4
2/10/2024	21:58	49.9		51.5	46.3
2/10/2024	22:03	48.7	48.1	51.0	45.7
2/10/2024	22:08	48.8		49.5	44.1
2/10/2024	22:13	48.1		50.2	44.9
2/10/2024	22:18	46.5		47.2	44.1
2/10/2024	22:23	48.0		49.5	43.9
2/10/2024	22:28	48.3		50.6	44.3
2/10/2024	22:33	50.3	49.2	54.2	44.4
2/10/2024	22:38	48.6		51.7	44.4
2/10/2024	22:43	48.7		51.7	44.1
2/10/2024	22:48	47.9		50.7	43.7
2/10/2024	22:53	50.1		54.2	43.8
2/10/2024	22:58	48.9		52.4	42.9
		Mean	50.0		
		Maximum	53.7		
		Minimum	48.1		

Date	Start Time	Leq (5mins)	Leq (30mins)	L10 (5mins)	L90 (5mins)
3/10/2024	19:03	45.9	44.6	46.3	42.7
3/10/2024	19:08	42.6		43.4	41.5
3/10/2024	19:13	42.5		43.3	41.7
3/10/2024	19:18	45.0		45.6	41.1
3/10/2024	19:23	47.0		51.0	41.4
3/10/2024	19:28	42.0		42.6	41.2
3/10/2024	19:33	47.8	45.8	51.8	41.4
3/10/2024	19:38	48.1		51.5	42.3
3/10/2024	19:43	43.5		43.9	41.9
3/10/2024	19:48	45.9		46.8	40.8
3/10/2024	19:53	44.0		48.5	40.8
3/10/2024	19:58	41.9		42.5	41.0
3/10/2024	20:03	41.1	40.9	41.6	40.5
3/10/2024	20:08	41.5		42.7	40.3
3/10/2024	20:13	40.3		41.1	39.7
3/10/2024	20:18	40.6		41.3	39.9
3/10/2024	20:23	40.9		41.5	40.0
3/10/2024	20:28	40.6		41.5	39.8
3/10/2024	20:33	41.6	43.6	42.5	40.0
3/10/2024	20:38	40.3		41.0	39.7
3/10/2024	20:43	40.5		41.2	39.8
3/10/2024	20:48	43.5		45.6	40.5
3/10/2024	20:53	45.6		46.5	44.7
3/10/2024	20:58	46.3		46.7	44.9
3/10/2024	21:03	45.6	46.1	46.3	44.9
3/10/2024	21:08	45.7		46.5	45.0
3/10/2024	21:13	46.2		47.1	45.5
3/10/2024	21:18	45.7		46.6	45.0
3/10/2024	21:23	45.7		46.4	45.0
3/10/2024	21:28	47.4		49.2	45.4
3/10/2024	21:33	49.3	49.0	50.1	48.5
3/10/2024	21:38	49.7		50.4	49.1
3/10/2024	21:43	49.6		50.4	48.5
3/10/2024	21:48	48.5		49.1	47.9
3/10/2024	21:53	48.3		48.8	47.8
3/10/2024	21:58	48.4		49.1	47.7
3/10/2024	22:03	48.4	45.8	48.9	47.9
3/10/2024	22:08	48.3		49.0	47.6
3/10/2024	22:13	44.5		48.7	40.8
3/10/2024	22:18	42.6		43.5	40.8
3/10/2024	22:23	41.7		42.7	40.5
3/10/2024	22:28	44.8		47.7	41.4
3/10/2024	22:33	43.8	43.6	46.5	41.5
3/10/2024	22:38	42.0		43.0	41.0
3/10/2024	22:43	43.5		44.2	42.3
3/10/2024	22:48	44.0		44.3	42.8
3/10/2024	22:53	43.8		44.6	43.1
3/10/2024	22:58	44.0		44.4	43.2
		Mean	44.9		
		Maximum	49.0		
		Minimum	40.9		

Date	Start Time	Leq (5mins)	Leq (30mins)	L10 (5mins)	L90 (5mins)
4/10/2024	19:03	42.9	42.7	43.6	41.3
4/10/2024	19:08	41.0		42.6	39.2
4/10/2024	19:13	42.4		43.7	41.0
4/10/2024	19:18	44.4		46.3	39.6
4/10/2024	19:23	40.8		41.9	39.4
4/10/2024	19:28	43.6		44.0	39.5
4/10/2024	19:33	42.9	45.1	43.2	39.4
4/10/2024	19:38	41.8		42.8	39.9
4/10/2024	19:43	45.0		45.3	40.8
4/10/2024	19:48	47.5		48.3	43.4
4/10/2024	19:53	46.1		46.8	43.7
4/10/2024	19:58	44.7		45.2	43.8
4/10/2024	20:03	45.1	44.9	45.5	43.9
4/10/2024	20:08	44.7		45.3	43.9
4/10/2024	20:13	44.7		45.3	43.9
4/10/2024	20:18	44.7		45.4	43.9
4/10/2024	20:23	44.8		45.3	43.9
4/10/2024	20:28	45.5		45.7	44.1
4/10/2024	20:33	44.9	46.6	45.5	44.2
4/10/2024	20:38	45.2		46.0	44.5
4/10/2024	20:43	45.6		46.3	44.7
4/10/2024	20:48	47.5		48.0	46.5
4/10/2024	20:53	47.9		48.7	47.3
4/10/2024	20:58	47.6		48.2	47.0
4/10/2024	21:03	47.8	47.2	48.4	47.2
4/10/2024	21:08	47.5		48.0	46.9
4/10/2024	21:13	47.7		48.4	46.9
4/10/2024	21:18	47.0		47.7	46.3
4/10/2024	21:23	46.9		47.6	46.3
4/10/2024	21:28	45.7		46.6	44.7
4/10/2024	21:33	45.7	47.3	46.4	44.8
4/10/2024	21:38	46.2		47.5	44.7
4/10/2024	21:43	47.5		48.2	46.8
4/10/2024	21:48	47.9		48.6	47.2
4/10/2024	21:53	48.1		48.7	47.4
4/10/2024	21:58	48.0		48.6	47.4
4/10/2024	22:03	47.7	49.5	48.3	47.1
4/10/2024	22:08	48.2		49.4	47.3
4/10/2024	22:13	50.1		50.6	49.6
4/10/2024	22:18	50.0		50.7	49.4
4/10/2024	22:23	49.9		50.6	49.3
4/10/2024	22:28	50.2		50.7	49.3
4/10/2024	22:33	50.2	49.5	50.8	49.6
4/10/2024	22:38	50.1		50.6	49.5
4/10/2024	22:43	49.9		50.7	49.0
4/10/2024	22:48	48.8		49.4	48.2
4/10/2024	22:53	48.9		49.6	48.2
4/10/2024	22:58	49.1		49.7	48.5
		Mean	46.6		
		Maximum	49.5		
		Minimum	42.7		

Station: CM26

Date	Start Time	Leq (5mins)	Leq (30mins)	L10 (5mins)	L90 (5mins)
5/10/2024	19:03	50.9	48.8	57.3	40.7
5/10/2024	19:08	47.8		48.9	46.6
5/10/2024	19:13	48.4		49.2	47.1
5/10/2024	19:18	48.7		48.8	47.0
5/10/2024	19:23	47.9		48.5	46.9
5/10/2024	19:28	48.2		48.8	47.2
5/10/2024	19:33	48.6	49.5	49.2	46.7
5/10/2024	19:38	50.1		52.8	46.9
5/10/2024	19:43	48.0		48.6	47.2
5/10/2024	19:48	48.7		50.2	47.2
5/10/2024	19:53	50.2		50.8	47.3
5/10/2024	19:58	50.6		53.6	47.3
5/10/2024	20:03	48.3	49.7	49.9	47.0
5/10/2024	20:08	48.8		50.0	47.1
5/10/2024	20:13	48.8		50.6	46.9
5/10/2024	20:18	49.0		51.2	47.1
5/10/2024	20:23	51.0		52.0	48.9
5/10/2024	20:28	51.4		52.1	50.7
5/10/2024	20:33	51.4	51.9	52.0	50.6
5/10/2024	20:38	51.5		52.2	50.8
5/10/2024	20:43	51.7		52.4	51.0
5/10/2024	20:48	51.8		52.7	51.0
5/10/2024	20:53	52.8		53.3	50.9
5/10/2024	20:58	52.2		52.6	50.8
5/10/2024	21:03	46.8	46.9	48.5	43.5
5/10/2024	21:08	47.0		47.7	46.3
5/10/2024	21:13	46.7		47.3	46.0
5/10/2024	21:18	47.0		47.5	46.6
5/10/2024	21:23	47.0		47.6	46.6
5/10/2024	21:28	46.9		47.4	46.5
5/10/2024	21:33	46.8	46.6	47.4	46.3
5/10/2024	21:38	47.1		47.3	46.0
5/10/2024	21:43	46.6		47.1	45.9
5/10/2024	21:48	46.4		46.9	45.8
5/10/2024	21:53	45.9		46.7	45.3
5/10/2024	21:58	46.9		48.4	45.2
5/10/2024	22:03	47.3	47.1	47.9	46.7
5/10/2024	22:08	47.3		47.9	46.7
5/10/2024	22:13	47.5		48.1	46.9
5/10/2024	22:18	47.2		47.8	46.7
5/10/2024	22:23	46.8		47.5	46.3
5/10/2024	22:28	46.7		47.3	46.2
5/10/2024	22:33	46.9	47.2	47.4	46.4
5/10/2024	22:38	47.1		47.7	46.6
5/10/2024	22:43	47.1		47.7	46.6
5/10/2024	22:48	47.0		47.5	46.5
5/10/2024	22:53	47.3		47.8	46.7
5/10/2024	22:58	47.7		48.2	47.2

Mean	48.5
Maximum	51.9
Minimum	46.6

Date	Start Time	Leq (5mins)	Leq (30mins)	L10 (5mins)	L90 (5mins)
6/10/2024	19:03	54.3	51.1	54.4	43.8
6/10/2024	19:08	49.6		53.9	44.3
6/10/2024	19:13	48.9		54.8	43.6
6/10/2024	19:18	51.5		56.4	43.7
6/10/2024	19:23	49.6		50.6	43.3
6/10/2024	19:28	50.0		50.6	43.5
6/10/2024	19:33	51.0	52.4	60.1	43.8
6/10/2024	19:38	54.7		59.3	43.5
6/10/2024	19:43	55.6		57.9	42.9
6/10/2024	19:48	48.7		52.2	43.2
6/10/2024	19:53	50.7		52.9	42.5
6/10/2024	19:58	48.0		55.2	43.1
6/10/2024	20:03	50.1	47.1	53.3	44.4
6/10/2024	20:08	46.8		47.6	43.9
6/10/2024	20:13	44.7		46.9	44.0
6/10/2024	20:18	46.3		47.6	43.8
6/10/2024	20:23	45.1		48.7	43.1
6/10/2024	20:28	47.2		51.5	44.0
6/10/2024	20:33	45.9	49.9	46.5	43.0
6/10/2024	20:38	45.7		46.4	43.7
6/10/2024	20:43	45.3		55.8	44.2
6/10/2024	20:48	54.8		56.3	44.0
6/10/2024	20:53	50.3		50.8	44.0
6/10/2024	20:58	48.5		54.7	45.0
6/10/2024	21:03	50.6	51.2	55.2	45.7
6/10/2024	21:08	49.9		51.5	44.4
6/10/2024	21:13	49.5		51.3	44.0
6/10/2024	21:18	49.4		51.5	43.1
6/10/2024	21:23	55.2		56.3	43.4
6/10/2024	21:28	48.2		50.2	43.6
6/10/2024	21:33	47.1	50.1	53.5	43.5
6/10/2024	21:38	52.2		52.4	44.6
6/10/2024	21:43	48.9		49.6	42.8
6/10/2024	21:48	48.7		54.4	44.6
6/10/2024	21:53	49.7		51.8	43.6
6/10/2024	21:58	52.0		54.6	44.3
6/10/2024	22:03	50.2	48.3	52.0	43.1
6/10/2024	22:08	51.1		51.5	43.6
6/10/2024	22:13	48.1		48.3	43.1
6/10/2024	22:18	45.7		49.6	43.8
6/10/2024	22:23	46.0		48.2	43.4
6/10/2024	22:28	44.7		47.1	43.1
6/10/2024	22:33	46.3	48.4	52.0	44.9
6/10/2024	22:38	48.4		49.9	44.1
6/10/2024	22:43	45.9		46.3	43.6
6/10/2024	22:48	44.8		64.0	43.6
6/10/2024	22:53	51.3		58.5	43.1
6/10/2024	22:58	49.8		52.3	43.6

Mean	49.8
Maximum	52.4
Minimum	47.1

Date	Start Time	Leq (5mins)	Leq (30mins)	L10 (5mins)	L90 (5mins)
7/10/2024	19:03	48.0	48.2	48.8	47.4
7/10/2024	19:08	48.2		48.9	41.8
7/10/2024	19:13	47.8		48.9	47.5
7/10/2024	19:18	48.2		48.8	47.3
7/10/2024	19:23	48.2		49.7	48.1
7/10/2024	19:28	48.8		49.4	48.2
7/10/2024	19:33	48.7	47.0	49.8	48.5
7/10/2024	19:38	49.1		49.8	48.5
7/10/2024	19:43	49.1		49.2	42.7
7/10/2024	19:48	43.8		48.4	42.1
7/10/2024	19:53	43.0		44.0	41.8
7/10/2024	19:58	42.5		42.8	41.7
7/10/2024	20:03	42.1	42.6	42.6	41.2
7/10/2024	20:08	42.1		43.0	41.1
7/10/2024	20:13	41.8		44.7	41.2
7/10/2024	20:18	44.0		45.2	41.9
7/10/2024	20:23	42.8		43.9	41.2
7/10/2024	20:28	42.4		43.5	41.1
7/10/2024	20:33	41.7	42.1	42.3	41.1
7/10/2024	20:38	41.7		43.5	41.4
7/10/2024	20:43	42.2		43.0	41.2
7/10/2024	20:48	42.3		42.4	41.0
7/10/2024	20:53	41.6		43.9	41.5
7/10/2024	20:58	42.7		43.2	41.2
7/10/2024	21:03	42.1	41.7	42.9	40.7
7/10/2024	21:08	42.0		43.6	40.9
7/10/2024	21:13	42.3		42.5	40.9
7/10/2024	21:18	41.6		41.8	40.3
7/10/2024	21:23	41.2		41.6	40.2
7/10/2024	21:28	40.9		42.8	40.7
7/10/2024	21:33	41.6	41.0	42.5	40.4
7/10/2024	21:38	41.2		41.8	40.3
7/10/2024	21:43	41.0		42.1	40.6
7/10/2024	21:48	40.8		41.1	40.0
7/10/2024	21:53	40.7		41.8	39.7
7/10/2024	21:58	40.8		41.1	39.6
7/10/2024	22:03	40.2	40.4	42.2	39.2
7/10/2024	22:08	40.7		41.0	39.9
7/10/2024	22:13	40.7		40.9	39.3
7/10/2024	22:18	40.0		41.7	39.7
7/10/2024	22:23	40.8		40.9	39.6
7/10/2024	22:28	40.0		41.1	38.8
7/10/2024	22:33	39.7	40.3	42.1	39.0
7/10/2024	22:38	39.7		40.9	38.7
7/10/2024	22:43	40.8		41.1	39.2
7/10/2024	22:48	40.6		42.3	39.3
7/10/2024	22:53	41.1		41.5	39.5
7/10/2024	22:58	39.7		40.0	38.7

Mean	42.9
Maximum	48.2
Minimum	40.3

Station: CM26

Date	Start Time	Leq (5mins)	Leq (30mins)	L10 (5mins)	L90 (5mins)
8/10/2024	19:03	45.5	46.5	47.0	43.6
8/10/2024	19:08	44.9		46.0	43.2
8/10/2024	19:13	44.7		45.2	43.0
8/10/2024	19:18	46.5		47.5	43.1
8/10/2024	19:23	48.5		51.2	43.5
8/10/2024	19:28	47.5		48.6	43.2
8/10/2024	19:33	48.3	47.0	48.4	43.0
8/10/2024	19:38	45.5		47.9	43.0
8/10/2024	19:43	45.7		47.5	43.3
8/10/2024	19:48	47.6		49.5	42.7
8/10/2024	19:53	48.1		49.8	43.2
8/10/2024	19:58	46.1		48.8	39.9
8/10/2024	20:03	49.9	47.2	51.1	40.1
8/10/2024	20:08	42.8		43.3	39.4
8/10/2024	20:13	48.7		49.3	43.5
8/10/2024	20:18	47.2		49.9	43.5
8/10/2024	20:23	44.9		45.3	43.5
8/10/2024	20:28	46.1		46.7	43.5
8/10/2024	20:33	46.7	45.6	47.4	40.0
8/10/2024	20:38	45.3		45.4	40.1
8/10/2024	20:43	43.2		43.3	39.9
8/10/2024	20:48	49.1		51.3	39.9
8/10/2024	20:53	44.3		47.0	39.8
8/10/2024	20:58	39.6		40.3	39.0
8/10/2024	21:03	39.3	41.5	39.9	38.7
8/10/2024	21:08	42.2		43.5	39.6
8/10/2024	21:13	42.1		43.7	39.9
8/10/2024	21:18	41.1		41.3	39.6
8/10/2024	21:23	40.7		40.8	39.5
8/10/2024	21:28	42.6		43.7	40.2
8/10/2024	21:33	45.6	47.5	46.0	40.5
8/10/2024	21:38	43.5		44.4	41.5
8/10/2024	21:43	42.7		44.1	41.2
8/10/2024	21:48	44.9		45.7	41.4
8/10/2024	21:53	47.3		48.9	44.8
8/10/2024	21:58	52.5		56.4	44.7
8/10/2024	22:03	48.1	47.1	49.7	44.4
8/10/2024	22:08	48.5		50.0	44.3
8/10/2024	22:13	48.8		50.0	44.1
8/10/2024	22:18	45.4		46.9	43.0
8/10/2024	22:23	45.1		46.2	43.3
8/10/2024	22:28	44.9		45.4	43.6
8/10/2024	22:33	44.6	45.1	45.6	43.4
8/10/2024	22:38	47.9		49.1	42.4
8/10/2024	22:43	43.0		44.7	41.6
8/10/2024	22:48	45.7		45.8	42.0
8/10/2024	22:53	44.5		44.6	42.2
8/10/2024	22:58	43.0		43.3	42.4
		Mean	46.0		
		Maximum	47.5		
		Minimum	41.5		

Date	Start Time	Leq (5mins)	Leq (30mins)	L10 (5mins)	L90 (5mins)
9/10/2024	19:03	45.3	48.7	47.4	43.7
9/10/2024	19:08	46.6		49.8	43.1
9/10/2024	19:13	47.3		50.7	44.0
9/10/2024	19:18	45.0		46.2	43.1
9/10/2024	19:23	45.6		46.1	43.7
9/10/2024	19:28	53.8		55.8	44.4
9/10/2024	19:33	52.2	50.5	56.3	44.0
9/10/2024	19:38	48.1		51.0	44.0
9/10/2024	19:43	50.3		54.7	44.8
9/10/2024	19:48	52.0		55.2	45.7
9/10/2024	19:53	49.5		49.7	44.3
9/10/2024	19:58	49.2		51.7	43.9
9/10/2024	20:03	51.4	50.9	52.0	43.1
9/10/2024	20:08	53.6		54.1	43.4
9/10/2024	20:13	46.8		50.1	43.5
9/10/2024	20:18	52.3		53.7	43.8
9/10/2024	20:23	49.6		52.2	44.6
9/10/2024	20:28	47.9		49.2	42.8
9/10/2024	20:33	50.2	50.0	53.9	44.5
9/10/2024	20:38	50.4		51.9	43.7
9/10/2024	20:43	51.3		54.7	44.3
9/10/2024	20:48	51.2		51.9	43.1
9/10/2024	20:53	48.8		51.5	43.6
9/10/2024	20:58	46.7		48.3	43.1
9/10/2024	21:03	48.1	47.1	49.6	43.8
9/10/2024	21:08	45.1		46.0	43.4
9/10/2024	21:13	45.4		47.1	43.1
9/10/2024	21:18	50.0		52.0	44.9
9/10/2024	21:23	46.6		48.4	44.1
9/10/2024	21:28	45.2		45.9	43.6
9/10/2024	21:33	58.4	52.1	64.0	43.5
9/10/2024	21:38	49.1		51.3	43.2
9/10/2024	21:43	50.0		52.0	43.4
9/10/2024	21:48	45.1		47.0	43.0
9/10/2024	21:53	44.6		45.3	43.3
9/10/2024	21:58	45.0		46.2	43.2
9/10/2024	22:03	46.6	48.6	48.5	43.7
9/10/2024	22:08	46.8		49.0	43.9
9/10/2024	22:13	47.3		48.8	45.2
9/10/2024	22:18	50.2		51.7	45.0
9/10/2024	22:23	50.5		53.7	43.6
9/10/2024	22:28	48.5		49.4	43.6
9/10/2024	22:33	46.1	46.4	47.8	42.9
9/10/2024	22:38	46.3		48.5	43.2
9/10/2024	22:43	46.8		48.0	43.5
9/10/2024	22:48	47.3		48.9	43.4
9/10/2024	22:53	44.7		45.5	42.3
9/10/2024	22:58	46.5		46.6	42.4
		Mean	49.3		
		Maximum	52.1		
		Minimum	46.4		

Date	Start Time	Leq (5mins)	Leq (30mins)	L10 (5mins)	L90 (5mins)
10/10/2024	19:03	48.7	48.6	52.2	40.5
10/10/2024	19:08	48.1		51.6	41.4
10/10/2024	19:13	47.9		51.3	41.2
10/10/2024	19:18	48.3		49.8	41.2
10/10/2024	19:23	49.6		53.5	41.7
10/10/2024	19:28	48.9		52.3	42.2
10/10/2024	19:33	48.7	48.9	48.9	42.6
10/10/2024	19:38	48.3		49.6	41.3
10/10/2024	19:43	44.4		46.1	41.0
10/10/2024	19:48	47.8		49.3	41.2
10/10/2024	19:53	53.0		56.0	42.2
10/10/2024	19:58	45.8		48.4	42.2
10/10/2024	20:03	46.2	46.9	47.3	42.6
10/10/2024	20:08	46.1		46.9	42.0
10/10/2024	20:13	45.3		48.1	41.2
10/10/2024	20:18	45.9		46.7	41.5
10/10/2024	20:23	47.6		50.1	43.2
10/10/2024	20:28	49.0		50.9	42.6
10/10/2024	20:33	51.9	50.1	53.7	42.5
10/10/2024	20:38	46.0		47.9	41.9
10/10/2024	20:43	48.9		51.8	42.6
10/10/2024	20:48	45.3		47.2	42.0
10/10/2024	20:53	54.2		56.8	43.7
10/10/2024	20:58	46.4		48.7	42.5
10/10/2024	21:03	46.0	50.9	47.6	42.7
10/10/2024	21:08	52.6		57.1	42.8
10/10/2024	21:13	51.3		54.9	44.7
10/10/2024	21:18	49.5		52.2	44.9
10/10/2024	21:23	52.0		55.6	45.9
10/10/2024	21:28	51.4		53.5	45.7
10/10/2024	21:33	48.7	52.9	50.1	44.4
10/10/2024	21:38	52.4		54.1	44.5
10/10/2024	21:43	49.0		52.1	44.4
10/10/2024	21:48	53.6		56.9	47.9
10/10/2024	21:53	52.0		54.9	46.9
10/10/2024	21:58	56.5		59.4	49.2
10/10/2024	22:03	57.7	54.8	60.4	53.0
10/10/2024	22:08	56.1		60.1	45.7
10/10/2024	22:13	52.8		56.2	44.1
10/10/2024	22:18	47.4		47.9	43.0
10/10/2024	22:23	56.6		59.6	46.4
10/10/2024	22:28	50.8		51.9	45.2
10/10/2024	22:33	48.9	51.8	50.2	44.5
10/10/2024	22:38	56.3		60.0	43.3
10/10/2024	22:43	49.6		51.0	43.3
10/10/2024	22:48	53.2		57.7	45.0
10/10/2024	22:53	48.8		50.8	43.4
10/10/2024	22:58	45.8		47.2	43.4
		Mean	50.6		
		Maximum	54.8		
		Minimum	46.9		

Station: CM26

Date	Start Time	Leq (5mins)	Leq (30mins)	L10 (5mins)	L90 (5mins)
11/10/2024	19:03	37.5	38.6	38.1	36.9
11/10/2024	19:08	38.3		38.9	37.0
11/10/2024	19:13	38.3		39.1	37.6
11/10/2024	19:18	38.5		39.5	37.2
11/10/2024	19:23	39.0		40.1	37.4
11/10/2024	19:28	39.8		41.1	37.9
11/10/2024	19:33	43.5	40.6	44.7	38.1
11/10/2024	19:38	40.3		40.6	38.0
11/10/2024	19:43	40.4		43.0	37.4
11/10/2024	19:48	41.1		43.8	36.3
11/10/2024	19:53	37.3		38.1	36.4
11/10/2024	19:58	38.1		38.6	37.5
11/10/2024	20:03	41.2	39.6	42.0	37.1
11/10/2024	20:08	39.0		40.3	37.2
11/10/2024	20:13	39.5		39.6	37.8
11/10/2024	20:18	39.7		40.0	38.2
11/10/2024	20:23	39.0		40.0	37.8
11/10/2024	20:28	38.6		39.3	37.8
11/10/2024	20:33	38.9	49.0	39.7	38.0
11/10/2024	20:38	38.4		39.3	37.4
11/10/2024	20:43	38.1		38.9	37.3
11/10/2024	20:48	38.8		39.0	37.4
11/10/2024	20:53	56.4		58.0	37.7
11/10/2024	20:58	41.3		44.1	37.5
11/10/2024	21:03	40.2	38.7	40.5	37.8
11/10/2024	21:08	39.3		40.2	37.2
11/10/2024	21:13	38.1		39.0	37.2
11/10/2024	21:18	38.0		38.8	36.8
11/10/2024	21:23	38.0		38.8	37.1
11/10/2024	21:28	38.1		38.9	36.8
11/10/2024	21:33	38.2	38.5	38.9	36.6
11/10/2024	21:38	38.6		41.3	36.8
11/10/2024	21:43	38.4		39.3	37.3
11/10/2024	21:48	39.2		40.1	38.2
11/10/2024	21:53	38.6		39.4	37.6
11/10/2024	21:58	38.1		38.9	37.0
11/10/2024	22:03	39.7	52.2	41.3	37.6
11/10/2024	22:08	54.9		57.4	37.7
11/10/2024	22:13	56.8		61.7	37.5
11/10/2024	22:18	52.8		55.2	36.3
11/10/2024	22:23	39.0		39.7	36.8
11/10/2024	22:28	37.7		38.7	36.2
11/10/2024	22:33	40.5	52.9	41.9	37.0
11/10/2024	22:38	57.7		59.0	37.0
11/10/2024	22:43	57.1		60.8	38.0
11/10/2024	22:48	43.1		47.3	38.3
11/10/2024	22:53	40.7		43.0	37.3
11/10/2024	22:58	45.3		48.4	38.8
		Mean	43.8		
		Maximum	52.9		
		Minimum	38.5		

Date	Start Time	Leq (5mins)	Leq (30mins)	L10 (5mins)	L90 (5mins)
12/10/2024	19:03	50.8	52.4	56.2	47.9
12/10/2024	19:08	49.3		59.2	48.2
12/10/2024	19:13	51.0		60.1	50.9
12/10/2024	19:18	54.3		59.8	47.6
12/10/2024	19:23	53.4		57.3	47.3
12/10/2024	19:28	53.3		56.8	46.7
12/10/2024	19:33	50.4	51.4	54.3	46.1
12/10/2024	19:38	52.5		55.3	46.6
12/10/2024	19:43	51.0		55.6	46.1
12/10/2024	19:48	51.5		55.2	46.4
12/10/2024	19:53	51.7		54.3	46.7
12/10/2024	19:58	51.3		54.0	47.6
12/10/2024	20:03	50.8	50.1	54.1	47.5
12/10/2024	20:08	49.3		50.7	47.1
12/10/2024	20:13	49.4		52.2	47.3
12/10/2024	20:18	49.1		55.9	46.9
12/10/2024	20:23	49.8		51.4	47.5
12/10/2024	20:28	51.5		51.6	47.3
12/10/2024	20:33	52.6	50.8	56.6	48.5
12/10/2024	20:38	49.7		52.9	45.8
12/10/2024	20:43	50.4		51.8	46.2
12/10/2024	20:48	51.0		52.0	46.9
12/10/2024	20:53	50.9		51.4	43.8
12/10/2024	20:58	49.2		49.7	45.5
12/10/2024	21:03	49.1	48.4	51.3	43.5
12/10/2024	21:08	47.4		48.9	42.9
12/10/2024	21:13	47.0		52.2	44.4
12/10/2024	21:18	46.2		51.6	43.3
12/10/2024	21:23	48.7		59.1	43.4
12/10/2024	21:28	50.6		52.0	42.5
12/10/2024	21:33	49.5	48.0	53.1	44.0
12/10/2024	21:38	48.9		51.9	43.7
12/10/2024	21:43	46.9		48.0	44.4
12/10/2024	21:48	47.2		48.0	44.3
12/10/2024	21:53	48.3		48.5	44.5
12/10/2024	21:58	46.3		46.8	44.0
12/10/2024	22:03	45.8	45.7	46.8	42.9
12/10/2024	22:08	46.4		46.5	43.5
12/10/2024	22:13	46.1		46.9	43.3
12/10/2024	22:18	44.6		48.9	42.9
12/10/2024	22:23	45.6		49.8	43.0
12/10/2024	22:28	45.3		47.9	43.2
12/10/2024	22:33	46.4	46.0	47.5	42.3
12/10/2024	22:38	45.7		49.6	42.5
12/10/2024	22:43	45.4		48.2	42.2
12/10/2024	22:48	47.0		53.6	42.1
12/10/2024	22:53	44.8		48.0	42.3
12/10/2024	22:58	46.2		49.0	44.8
		Mean	49.1		
		Maximum	52.4		
		Minimum	45.7		

Date	Start Time	Leq (5mins)	Leq (30mins)	L10 (5mins)	L90 (5mins)
13/10/2024	19:03	44.7	46.7	54.5	36.3
13/10/2024	19:08	43.0		55.2	36.1
13/10/2024	19:13	45.3		46.7	35.8
13/10/2024	19:18	50.9		52.2	36.9
13/10/2024	19:23	46.3		49.0	36.9
13/10/2024	19:28	45.4		47.9	37.3
13/10/2024	19:33	42.0	43.2	47.1	36.4
13/10/2024	19:38	45.5		47.9	36.4
13/10/2024	19:43	42.5		47.3	36.9
13/10/2024	19:48	43.2		45.8	37.1
13/10/2024	19:53	42.2		49.5	36.9
13/10/2024	19:58	42.5		44.1	37.4
13/10/2024	20:03	39.1	40.1	43.2	35.7
13/10/2024	20:08	40.2		45.1	36.0
13/10/2024	20:13	43.3		45.0	36.1
13/10/2024	20:18	38.3		43.9	37.9
13/10/2024	20:23	39.5		47.5	37.7
13/10/2024	20:28	37.8		45.2	36.5
13/10/2024	20:33	42.8	43.5	49.8	36.7
13/10/2024	20:38	40.8		43.7	36.3
13/10/2024	20:43	44.2		44.6	36.8
13/10/2024	20:48	44.0		47.4	36.5
13/10/2024	20:53	44.4		48.2	37.1
13/10/2024	20:58	43.9		44.6	36.6
13/10/2024	21:03	44.4	43.3	44.9	37.6
13/10/2024	21:08	43.7		45.9	36.9
13/10/2024	21:13	41.3		44.5	36.7
13/10/2024	21:18	43.7		52.4	38.6
13/10/2024	21:23	44.5		44.8	37.7
13/10/2024	21:28	40.8		42.6	35.8
13/10/2024	21:33	46.4	46.8	53.5	38.7
13/10/2024	21:38	45.7		48.1	37.7
13/10/2024	21:43	41.2		55.3	38.3
13/10/2024	21:48	47.9		49.2	38.9
13/10/2024	21:53	50.2		52.5	38.2
13/10/2024	21:58	44.5		47.7	39.3
13/10/2024	22:03	54.9	49.1	55.8	37.9
13/10/2024	22:08	48.5		49.2	39.4
13/10/2024	22:13	44.9		47.6	38.7
13/10/2024	22:18	42.8		50.7	38.2
13/10/2024	22:23	41.7		47.5	36.9
13/10/2024	22:28	46.8		51.5	37.1
13/10/2024	22:33	42.8	46.5	44.6	36.8
13/10/2024	22:38	40.0		43.2	37.9
13/10/2024	22:43	52.9		55.8	37.6
13/10/2024	22:48	42.6		55.8	37.8
13/10/2024	22:53	40.8		54.1	37.3
13/10/2024	22:58	40.6		49.6	37.3
		Mean	44.9		
		Maximum	49.1		
		Minimum	40.1		

Station: CM26

Date	Start Time	Leq (5mins)	Leq (30mins)	L10 (5mins)	L90 (5mins)
14/10/2024	19:03	51.8	51.0	53.5	46.4
14/10/2024	19:08	50.9		51.4	45.9
14/10/2024	19:13	48.5		49.9	45.9
14/10/2024	19:18	50.9		53.0	47.9
14/10/2024	19:23	50.1		53.4	47.2
14/10/2024	19:28	52.8		55.8	46.8
14/10/2024	19:33	50.0	51.1	51.7	46.8
14/10/2024	19:38	48.9		50.9	45.7
14/10/2024	19:43	51.9		52.2	44.5
14/10/2024	19:48	53.2		57.5	44.8
14/10/2024	19:53	50.7		51.8	45.1
14/10/2024	19:58	50.7		54.2	44.7
14/10/2024	20:03	49.0	50.2	50.7	43.0
14/10/2024	20:08	53.6		54.5	42.7
14/10/2024	20:13	46.2		48.3	42.4
14/10/2024	20:18	51.6		56.1	42.8
14/10/2024	20:23	49.9		53.6	42.1
14/10/2024	20:28	45.2		46.2	41.1
14/10/2024	20:33	42.5	44.5	43.5	40.9
14/10/2024	20:38	42.0		43.2	40.3
14/10/2024	20:43	41.5		42.9	40.6
14/10/2024	20:48	41.8		43.3	40.4
14/10/2024	20:53	41.4		42.5	40.4
14/10/2024	20:58	49.7		50.1	40.2
14/10/2024	21:03	48.6	45.5	49.3	41.0
14/10/2024	21:08	41.7		43.4	39.9
14/10/2024	21:13	42.7		45.3	39.9
14/10/2024	21:18	42.8		45.1	40.1
14/10/2024	21:23	41.2		42.6	39.9
14/10/2024	21:28	48.6		51.0	40.4
14/10/2024	21:33	41.3	42.0	42.7	39.9
14/10/2024	21:38	42.0		43.4	40.4
14/10/2024	21:43	42.1		43.4	40.4
14/10/2024	21:48	42.6		42.7	40.5
14/10/2024	21:53	42.7		43.0	39.9
14/10/2024	21:58	41.3		42.5	40.3
14/10/2024	22:03	41.0	43.5	41.5	39.9
14/10/2024	22:08	41.9		42.9	40.1
14/10/2024	22:13	46.8		48.2	40.2
14/10/2024	22:18	43.0		44.0	41.1
14/10/2024	22:23	41.7		42.4	41.0
14/10/2024	22:28	43.5		44.0	41.1
14/10/2024	22:33	45.9	49.2	47.5	41.4
14/10/2024	22:38	46.2		48.0	44.7
14/10/2024	22:43	49.1		49.7	48.5
14/10/2024	22:48	49.4		49.8	48.9
14/10/2024	22:53	49.7		50.1	49.1
14/10/2024	22:58	51.9		53.4	49.4

Mean	47.1
Maximum	51.1
Minimum	42.0

Date	Start Time	Leq (5mins)	Leq (30mins)	L10 (5mins)	L90 (5mins)
15/10/2024	19:03	45.8	45.8	45.9	42.2
15/10/2024	19:08	44.0		45.1	42.4
15/10/2024	19:13	45.6		47.4	44.0
15/10/2024	19:18	47.9		51.9	43.2
15/10/2024	19:23	45.1		46.1	43.5
15/10/2024	19:28	45.6		47.1	43.3
15/10/2024	19:33	45.8	48.0	46.6	43.5
15/10/2024	19:38	48.8		51.4	43.7
15/10/2024	19:43	45.5		46.8	43.5
15/10/2024	19:48	51.9		56.4	44.3
15/10/2024	19:53	44.9		46.1	43.6
15/10/2024	19:58	46.5		48.2	43.7
15/10/2024	20:03	50.4	48.3	51.1	43.9
15/10/2024	20:08	46.6		49.8	42.7
15/10/2024	20:13	49.2		52.8	42.2
15/10/2024	20:18	46.6		48.1	42.7
15/10/2024	20:23	47.0		50.2	42.5
15/10/2024	20:28	48.7		50.6	43.2
15/10/2024	20:33	49.4	52.6	50.7	44.0
15/10/2024	20:38	49.7		50.2	43.1
15/10/2024	20:43	56.0		61.1	43.9
15/10/2024	20:48	49.8		51.0	43.8
15/10/2024	20:53	51.4		52.9	43.9
15/10/2024	20:58	54.3		57.8	46.9
15/10/2024	21:03	51.0	51.6	53.3	46.2
15/10/2024	21:08	50.3		54.0	45.2
15/10/2024	21:13	53.0		56.7	46.6
15/10/2024	21:18	53.4		56.6	46.4
15/10/2024	21:23	51.2		54.0	47.0
15/10/2024	21:28	49.7		52.9	45.7
15/10/2024	21:33	53.3	52.3	57.4	44.8
15/10/2024	21:38	53.3		56.2	45.1
15/10/2024	21:43	50.1		53.1	45.5
15/10/2024	21:48	54.3		58.4	46.5
15/10/2024	21:53	49.4		52.6	44.0
15/10/2024	21:58	51.6		54.7	46.1
15/10/2024	22:03	51.7	49.7	53.8	47.1
15/10/2024	22:08	48.9		51.7	44.7
15/10/2024	22:13	50.2		52.6	44.1
15/10/2024	22:18	47.8		49.8	44.1
15/10/2024	22:23	49.1		51.6	45.1
15/10/2024	22:28	49.5		51.5	44.9
15/10/2024	22:33	49.3	49.3	52.0	45.0
15/10/2024	22:38	47.9		50.6	44.3
15/10/2024	22:43	46.9		49.2	43.6
15/10/2024	22:48	49.4		51.2	45.6
15/10/2024	22:53	51.3		54.2	45.5
15/10/2024	22:58	49.6		52.1	45.9

Mean	49.7
Maximum	52.6
Minimum	45.8

Summary of Noise Monitoring Results during 19:00 - 23:00 at CM26	
	Leq (30mins)
Mean	47.5
Maximum	54.8
Minimum	38.5

Station: CM26

Date	Start Time	Leq (5mins)	Leq (30mins)	L10 (5mins)	L90 (5mins)
2/10/2024	23:03	48.7		51.8	43.7
2/10/2024	23:08	49.1		51.9	43.7
2/10/2024	23:13	48.2	49.7	50.3	44.1
2/10/2024	23:18	49.3		51.7	44.3
2/10/2024	23:23	51.4		55.1	44.7
2/10/2024	23:28	50.7		53.0	44.8
2/10/2024	23:33	49.0		51.3	44.5
2/10/2024	23:38	48.8		51.6	45.2
2/10/2024	23:43	50.2	48.6	53.0	45.9
2/10/2024	23:48	46.9		48.3	45.2
2/10/2024	23:53	47.3		49.2	44.6
2/10/2024	23:58	48.8		50.8	44.5
		Mean	49.2		
		Maximum	49.7		
		Minimum	48.6		

Date	Start Time	Leq (5mins)	Leq (30mins)	L10 (5mins)	L90 (5mins)
3/10/2024	0:03	49.4		52.8	44.7
3/10/2024	0:08	51.0		54.4	44.7
3/10/2024	0:13	54.6	51.3	58.9	46.7
3/10/2024	0:18	51.1		54.8	44.6
3/10/2024	0:23	47.3		49.9	43.4
3/10/2024	0:28	51.0		55.6	43.6
3/10/2024	0:33	48.1		50.7	42.7
3/10/2024	0:38	52.9		57.7	42.9
3/10/2024	0:43	51.0	50.7	51.4	43.9
3/10/2024	0:48	47.8		50.7	43.8
3/10/2024	0:53	52.0		54.7	44.4
3/10/2024	0:58	50.2		52.8	44.8
3/10/2024	1:03	49.6		52.0	46.4
3/10/2024	1:08	51.4		54.8	46.8
3/10/2024	1:13	50.2	53.0	53.0	44.3
3/10/2024	1:18	54.4		57.8	45.7
3/10/2024	1:23	54.1		57.4	45.3
3/10/2024	1:28	55.2		58.6	47.7
3/10/2024	1:33	55.7		60.6	44.2
3/10/2024	1:38	55.8		61.7	42.3
3/10/2024	1:43	48.8	52.2	49.9	43.8
3/10/2024	1:48	48.0		49.1	43.5
3/10/2024	1:53	44.1		44.8	42.5
3/10/2024	1:58	48.4		50.3	42.3
3/10/2024	2:03	50.6		54.4	42.7
3/10/2024	2:08	50.4		53.7	43.1
3/10/2024	2:13	52.2	51.0	56.9	43.7
3/10/2024	2:18	48.3		50.0	43.6
3/10/2024	2:23	53.1		53.3	43.4
3/10/2024	2:28	49.8		50.5	43.9
3/10/2024	2:33	46.7		49.2	43.1
3/10/2024	2:38	48.9		53.8	42.9
3/10/2024	2:43	50.8	50.5	52.5	42.7
3/10/2024	2:48	50.5		53.3	43.2
3/10/2024	2:53	54.1		57.7	43.4
3/10/2024	2:58	47.9		51.6	42.2
3/10/2024	3:03	45.7		46.4	42.3
3/10/2024	3:08	56.0		56.2	42.9
3/10/2024	3:13	48.9	50.9	49.6	42.4
3/10/2024	3:18	46.5		48.9	42.7
3/10/2024	3:23	49.3		51.7	43.4
3/10/2024	3:28	49.9		53.1	44.5
3/10/2024	3:33	46.0		47.9	42.2
3/10/2024	3:38	48.1		51.6	42.9
3/10/2024	3:43	49.3	49.2	52.9	43.8
3/10/2024	3:48	50.2		53.9	43.7
3/10/2024	3:53	50.8		55.2	43.5
3/10/2024	3:58	49.2		52.6	44.1
3/10/2024	4:03	55.3		59.9	44.9
3/10/2024	4:08	47.7		49.0	43.7
3/10/2024	4:13	51.5	51.9	52.3	43.8
3/10/2024	4:18	50.9		54.4	43.7
3/10/2024	4:23	50.6		53.3	43.7
3/10/2024	4:28	52.0		54.8	42.7
3/10/2024	4:33	46.0		46.3	42.6
3/10/2024	4:38	45.1		46.4	42.9
3/10/2024	4:43	48.3	47.3	48.6	42.9
3/10/2024	4:48	47.4		49.8	43.5
3/10/2024	4:53	47.5		49.3	44.6
3/10/2024	4:58	48.6		49.9	44.8
3/10/2024	5:03	48.9		51.1	45.2
3/10/2024	5:08	49.3		50.8	44.6
3/10/2024	5:13	50.8	50.0	52.2	44.7
3/10/2024	5:18	49.3		52.0	44.9
3/10/2024	5:23	50.9		53.8	45.6
3/10/2024	5:28	50.6		54.4	45.5
3/10/2024	5:33	49.8		53.1	45.0
3/10/2024	5:38	50.8		53.0	45.5
3/10/2024	5:43	49.0	49.1	51.8	44.6
3/10/2024	5:48	48.3		49.9	44.0
3/10/2024	5:53	47.8		49.6	45.0
3/10/2024	5:58	48.3		49.4	45.4
3/10/2024	6:03	49.3		50.2	45.4
3/10/2024	6:08	48.6		49.7	45.8
3/10/2024	6:13	47.9	49.2	49.3	45.3
3/10/2024	6:18	50.4		53.5	46.8
3/10/2024	6:23	49.9		50.1	47.4
3/10/2024	6:28	48.3		49.5	46.9
3/10/2024	6:33	48.0		48.8	46.9
3/10/2024	6:38	47.8		48.6	46.8
3/10/2024	6:43	49.0	49.0	51.1	47.1
3/10/2024	6:48	48.4		49.4	47.3
3/10/2024	6:53	51.2		51.3	47.4
3/10/2024	6:58	48.4		50.0	46.4

Date	Start Time	Leq (5mins)	Leq (30mins)	L10 (5mins)	L90 (5mins)
4/10/2024	0:03	47.1		47.6	46.5
4/10/2024	0:08	47.2		47.7	46.7
4/10/2024	0:13	48.0	47.3	48.2	47.0
4/10/2024	0:18	47.0		47.6	46.5
4/10/2024	0:23	47.2		47.8	46.6
4/10/2024	0:28	47.0		47.6	46.5
4/10/2024	0:33	47.3		47.9	46.6
4/10/2024	0:38	47.1		47.8	46.4
4/10/2024	0:43	42.2	44.6	42.5	41.7
4/10/2024	0:48	42.2		42.7	41.8
4/10/2024	0:53	42.2		42.8	41.8
4/10/2024	0:58	42.3		42.6	41.6
4/10/2024	1:03	42.6		43.1	41.8
4/10/2024	1:08	42.2		42.5	41.3
4/10/2024	1:13	41.8	42.2	42.3	41.3
4/10/2024	1:18	42.1		42.6	41.6
4/10/2024	1:23	42.2		42.8	41.8
4/10/2024	1:28	42.1		42.7	41.6
4/10/2024	1:33	42.3		42.9	41.8
4/10/2024	1:38	42.7		46.5	41.7
4/10/2024	1:43	49.9	44.6	53.9	41.8
4/10/2024	1:48	40.9		42.4	39.5
4/10/2024	1:53	40.4		41.1	39.7
4/10/2024	1:58	42.2		42.9	41.3
4/10/2024	2:03	42.8		43.3	42.3
4/10/2024	2:08	42.7		43.2	42.2
4/10/2024	2:13	42.7	42.4	43.2	41.8
4/10/2024	2:18	42.1		42.6	41.5
4/10/2024	2:23	42.1		42.7	41.7
4/10/2024	2:28	42.1		42.6	41.6
4/10/2024	2:33	43.4		43.5	41.5
4/10/2024	2:38	42.1		42.7	41.5
4/10/2024	2:43	42.8	43.0	43.2	42.4
4/10/2024	2:48	43.3		43.9	42.7
4/10/2024	2:53	43.1		43.7	42.6
4/10/2024	2:58	42.9		43.5	42.5
4/10/2024	3:03	43.1		43.7	42.6
4/10/2024	3:08	43.4		43.8	42.8
4/10/2024	3:13	43.0	42.9	43.6	42.5
4/10/2024	3:18	42.9		43.4	42.3
4/10/2024	3:23	42.6		43.1	42.1
4/10/2024	3:28	42.6		43.2	42.1
4/10/2024	3:33	42.7		43.3	42.0
4/10/2024	3:38	42.7		43.2	42.2
4/10/2024	3:43	42.5	42.7	43.0	42.1
4/10/2024	3:48	42.5		43.2	41.9
4/10/2024	3:53	42.3		42.9	41.7
4/10/2024	3:58	43.4		44.3	42.6
4/10/2024	4:03	42.6		44.1	41.6
4/10/2024	4:08	41.6		42.1	41.2
4/10/2024	4:13	41.3	51.6	42.6	40.0
4/10/2024	4:18	41.9		42.1	39.9
4/10/2024	4:23	41.0		41.6	40.5
4/10/2024	4:28	59.0		59.8	40.3
4/10/2024	4:33	40.5		41.3	39.9
4/10/2024	4:38	40.5		41.0	39.9
4/10/2024	4:43	39.8	42.1	40.4	38.9
4/10/2024	4:48	41.9		42.5	39.0
4/10/2024	4:53	45.5		46.2	39.5
4/10/2024	4:58	41.4		43.8	38.8
4/10/2024	5:03	39.5		40.1	38.5
4/10/2024	5:08	39.7		40.4	38.7
4/10/2024	5:13	39.8	40.1	40.4	39.1
4/10/2024	5:18	39.9		41.0	38.8
4/10/2024	5:23	40.8		41.8	38.7
4/10/2024	5:28	40.7		49.3	38.0
4/10/2024	5:33	39.9		40.8	37.9
4/10/2024	5:38	41.0		41.1	37.8
4/10/2024	5:43	44.0	46.1	44.6	38.3
4/10/2024	5:48	45.3		51.4	38.0
4/10/2024	5:53	50.7		50.8	38.2
4/10/2024	5:58	46.4		46.8	38.5
4/10/2024	6:03	48.4		49.6	39.6
4/10/2024	6:08	50.9		52.0	42.1
4/10/2024	6:13	51.1	55.8	51.2	44.7
4/10/2024	6:18	55.9		59.2	45.3
4/10/2024	6:23	59.9		63.0	53.9
4/10/2024	6:28	57.8		61.0	50.7
4/10/2024	6:33	50.6		54.1	44.6
4/10/2024	6:38	50.8		54.0	41.1
4/10/2024	6:43	46.6	49.7	48.9	41.9
4/10/2024	6:48	48.6		51.0	42.9
4/10/2024	6:53	47.4		49.4	43.1
4/10/2024	6:58	51.8		53.7	44.8

3/10/2024	23:03	45.7		48.0	42.9
3/10/2024	23:08	47.8		48.4	47.2
3/10/2024	23:13	47.4	47.1	48.0	46.9
3/10/2024	23:18	47.1		47.8	46.5
3/10/2024	23:23	47.2		47.8	46.7
3/10/2024	23:28	47.1		47.6	46.6
3/10/2024	23:33	46.8		47.5	46.3
3/10/2024	23:38	46.8		47.3	46.3
3/10/2024	23:43	46.7	46.8	47.3	46.2
3/10/2024	23:48	46.8		47.3	46.3
3/10/2024	23:53	46.9		47.4	46.4
3/10/2024	23:58	47.0		47.5	46.3
		Mean	50.0		
		Maximum	53.0		
		Minimum	46.8		

4/10/2024	23:03	49.1		49.7	48.4
4/10/2024	23:08	48.8		49.4	48.2
4/10/2024	23:13	48.8	48.8	49.4	48.1
4/10/2024	23:18	48.5		49.1	47.9
4/10/2024	23:23	48.7		49.2	48.2
4/10/2024	23:28	48.6		49.4	47.9
4/10/2024	23:33	48.6		49.3	48.0
4/10/2024	23:38	49.0		49.5	48.0
4/10/2024	23:43	48.7	48.1	49.2	48.0
4/10/2024	23:48	48.7		49.3	48.1
4/10/2024	23:53	47.4		49.3	45.2
4/10/2024	23:58	45.1		45.9	44.5
		Mean	45.7		
		Maximum	55.8		
		Minimum	40.1		

Station: CM26

Date	Start Time	Leq (5mins)	Leq (30mins)	L10 (5mins)	L90 (5mins)
5/10/2024	0:03	45.5	45.4	46.2	44.8
5/10/2024	0:08	45.4		46.0	44.8
5/10/2024	0:13	45.8		46.1	44.7
5/10/2024	0:18	45.5		46.4	44.8
5/10/2024	0:23	45.1		45.7	44.5
5/10/2024	0:28	45.3		45.8	44.8
5/10/2024	0:33	46.3	42.5	46.7	44.8
5/10/2024	0:38	44.3		45.5	39.4
5/10/2024	0:43	39.4		39.9	38.9
5/10/2024	0:48	39.3		39.9	38.8
5/10/2024	0:53	39.8		40.4	38.6
5/10/2024	0:58	40.0		40.5	39.5
5/10/2024	1:03	40.1	40.4	40.7	39.5
5/10/2024	1:08	40.4		40.7	39.7
5/10/2024	1:13	40.3		40.8	39.6
5/10/2024	1:18	39.6		40.4	38.6
5/10/2024	1:23	40.6		41.4	39.7
5/10/2024	1:28	41.2		41.6	40.1
5/10/2024	1:33	40.2	40.5	41.2	39.4
5/10/2024	1:38	40.1		40.5	39.2
5/10/2024	1:43	40.4		40.9	39.5
5/10/2024	1:48	40.2		40.7	39.4
5/10/2024	1:53	40.6		41.5	39.7
5/10/2024	1:58	41.5		43.0	40.1
5/10/2024	2:03	42.7	42.4	43.7	40.6
5/10/2024	2:08	42.4		43.1	41.4
5/10/2024	2:13	42.5		43.2	41.6
5/10/2024	2:18	42.1		43.3	40.1
5/10/2024	2:23	42.2		43.4	39.9
5/10/2024	2:28	42.4		43.3	41.0
5/10/2024	2:33	42.2	42.5	42.8	41.2
5/10/2024	2:38	42.5		43.0	41.5
5/10/2024	2:43	42.2		42.8	41.3
5/10/2024	2:48	42.2		43.0	40.9
5/10/2024	2:53	42.3		43.1	41.0
5/10/2024	2:58	43.5		45.2	41.3
5/10/2024	3:03	43.9	42.4	46.7	41.2
5/10/2024	3:08	42.3		43.1	41.3
5/10/2024	3:13	41.4		43.0	39.2
5/10/2024	3:18	42.3		43.1	41.1
5/10/2024	3:23	42.3		43.1	41.5
5/10/2024	3:28	41.9		43.1	39.8
5/10/2024	3:33	44.7	47.0	47.9	41.3
5/10/2024	3:38	48.6		49.2	48.0
5/10/2024	3:43	48.4		49.2	47.7
5/10/2024	3:48	48.1		48.7	47.6
5/10/2024	3:53	45.3		48.2	40.6
5/10/2024	3:58	45.3		46.0	44.8
5/10/2024	4:03	46.1	47.3	47.6	41.4
5/10/2024	4:08	47.2		47.8	46.7
5/10/2024	4:13	47.1		47.7	46.6
5/10/2024	4:18	47.4		48.4	45.2
5/10/2024	4:23	47.9		48.5	47.0
5/10/2024	4:28	47.8		48.3	47.2
5/10/2024	4:33	46.1	47.3	47.9	42.3
5/10/2024	4:38	47.6		48.2	46.9
5/10/2024	4:43	47.7		48.4	46.9
5/10/2024	4:48	47.7		48.5	47.0
5/10/2024	4:53	47.4		48.0	46.9
5/10/2024	4:58	47.3		48.0	46.6
5/10/2024	5:03	42.8	43.4	43.3	42.1
5/10/2024	5:08	43.4		44.0	42.4
5/10/2024	5:13	43.8		44.3	43.2
5/10/2024	5:18	43.8		44.3	43.2
5/10/2024	5:23	43.3		43.8	42.6
5/10/2024	5:28	42.9		43.6	42.1
5/10/2024	5:33	44.2	43.1	44.7	42.6
5/10/2024	5:38	43.2		43.8	42.5
5/10/2024	5:43	44.1		45.2	41.5
5/10/2024	5:48	43.5		44.2	40.6
5/10/2024	5:53	42.0		43.4	39.8
5/10/2024	5:58	40.9		42.0	39.3
5/10/2024	6:03	46.5	51.2	49.9	40.8
5/10/2024	6:08	46.1		46.3	39.6
5/10/2024	6:13	52.0		55.0	39.1
5/10/2024	6:18	53.8		56.8	44.3
5/10/2024	6:23	50.4		53.9	40.9
5/10/2024	6:28	52.8		54.3	42.8
5/10/2024	6:33	51.5	48.0	53.3	43.6
5/10/2024	6:38	49.1		52.4	43.6
5/10/2024	6:43	45.6		48.3	41.3
5/10/2024	6:48	46.3		49.1	41.7
5/10/2024	6:53	46.9		47.8	40.5
5/10/2024	6:58	44.0		46.9	40.1

5/10/2024	23:03	47.8	47.3	48.4	47.3
5/10/2024	23:08	48.1		49.2	47.3
5/10/2024	23:13	47.7		48.2	46.9
5/10/2024	23:18	47.7		48.2	47.2
5/10/2024	23:23	47.4		47.9	47.0
5/10/2024	23:28	44.4		47.3	42.8
5/10/2024	23:33	46.6	47.5	48.1	43.1
5/10/2024	23:38	47.8		48.4	47.2
5/10/2024	23:43	47.9		48.4	47.4
5/10/2024	23:48	47.9		48.5	47.5
5/10/2024	23:53	47.5		48.1	47.0
5/10/2024	23:58	47.1		47.9	46.5
		Mean	44.9		
		Maximum	51.2		
		Minimum	40.4		

Date	Start Time	Leq (5mins)	Leq (30mins)	L10 (5mins)	L90 (5mins)
6/10/2024	0:03	46.9	47.5	47.4	46.3
6/10/2024	0:08	47.8		48.3	46.8
6/10/2024	0:13	47.2		47.9	46.5
6/10/2024	0:18	47.5		47.7	46.6
6/10/2024	0:23	47.5		48.0	46.9
6/10/2024	0:28	47.8		48.3	47.3
6/10/2024	0:33	47.8	47.8	48.4	47.2
6/10/2024	0:38	47.5		48.1	46.8
6/10/2024	0:43	47.6		48.1	47.0
6/10/2024	0:48	47.7		48.3	47.1
6/10/2024	0:53	48.0		48.6	47.6
6/10/2024	0:58	48.0		48.5	47.5
6/10/2024	1:03	48.0	47.4	48.5	47.6
6/10/2024	1:08	48.1		48.6	47.6
6/10/2024	1:13	48.1		48.7	47.6
6/10/2024	1:18	48.0		48.6	47.5
6/10/2024	1:23	45.4		46.8	44.4
6/10/2024	1:28	46.1		47.0	45.3
6/10/2024	1:33	48.2	48.2	48.8	47.8
6/10/2024	1:38	48.3		48.8	47.8
6/10/2024	1:43	48.2		48.9	47.7
6/10/2024	1:48	48.2		48.8	47.6
6/10/2024	1:53	48.3		48.8	47.8
6/10/2024	1:58	48.1		48.6	47.6
6/10/2024	2:03	48.1	48.2	48.7	47.6
6/10/2024	2:08	48.1		48.7	47.7
6/10/2024	2:13	48.0		48.6	47.5
6/10/2024	2:18	48.3		48.9	47.9
6/10/2024	2:23	48.2		48.7	47.8
6/10/2024	2:28	48.3		48.9	47.7
6/10/2024	2:33	48.1	48.2	48.7	47.6
6/10/2024	2:38	48.2		48.8	47.8
6/10/2024	2:43	48.2		48.7	47.6
6/10/2024	2:48	48.2		48.7	47.6
6/10/2024	2:53	48.4		49.0	47.9
6/10/2024	2:58	48.1		48.7	47.6
6/10/2024	3:03	48.0	47.9	48.5	47.5
6/10/2024	3:08	48.1		48.6	47.6
6/10/2024	3:13	48.0		48.5	47.6
6/10/2024	3:18	47.9		48.4	47.4
6/10/2024	3:23	47.5		48.0	47.1
6/10/2024	3:28	47.6		48.1	47.2
6/10/2024	3:33	47.4	47.5	48.0	46.9
6/10/2024	3:38	47.6		48.0	47.2
6/10/2024	3:43	47.6		48.1	47.1
6/10/2024	3:48	47.5		48.0	47.1
6/10/2024	3:53	47.5		47.9	47.0
6/10/2024	3:58	47.4		47.9	46.9
6/10/2024	4:03	47.1	43.7	47.8	43.3
6/10/2024	4:08	42.7		42.8	41.2
6/10/2024	4:13	42.2		42.8	41.5
6/10/2024	4:18	42.4		43.3	41.4
6/10/2024	4:23	42.7		42.9	41.9
6/10/2024	4:28	42.3		43.0	41.5
6/10/2024	4:33	43.2	42.9	44.8	42.2
6/10/2024	4:38	42.9		43.8	42.2
6/10/2024	4:43	42.6		43.1	41.9
6/10/2024	4:48	43.1		43.2	42.1
6/10/2024	4:53	42.9		43.3	42.3
6/10/2024	4:58	42.5		42.9	40.7
6/10/2024	5:03	41.3	41.3	42.2	40.5
6/10/2024	5:08	41.5		42.5	40.7
6/10/2024	5:13	41.9		42.4	40.9
6/10/2024	5:18	41.3		41.7	40.6
6/10/2024	5:23	41.8		43.3	39.8
6/10/2024	5:28	39.3		39.8	38.7
6/10/2024	5:33	38.8	45.9	39.2	38.3
6/10/2024	5:38	39.0		39.8	38.1
6/10/2024	5:43	40.4		42.1	38.6
6/10/2024	5:48	42.9		44.2	38.8
6/10/2024	5:53	43.5		45.6	38.9
6/10/2024	5:58	52.2		57.0	39.5
6/10/2024	6:03	55.9	53.9	60.1	44.1
6/10/2024	6:08	53.3		57.4	44.5
6/10/2024	6:13	54.0		55.1	45.2
6/10/2024	6:18	56.3		60.0	45.6
6/10/2024	6:23	50.6		54.2	43.2
6/10/2024	6:28	49.0		51.6	40.9
6/10/2024	6:33	48.3	44.9	51.1	40.9
6/10/2024	6:38	47.6		50.0	39.1
6/10/2024	6:43	41.1		41.7	40.8
6/10/2024	6:48	41.1		41.5	40.6
6/10/2024	6:53	42.1		43.9	40.7
6/10/2024	6:58	42.1		42.4	40.9

6/10/2024	23:03	46.6	45.8	48.5	43.0
6/10/2024	23:08	44.2		45.3	43.3
6/10/2024	23:13	44.6		46.2	43.2
6/10/2024	23:18	45.3		48.5	43.7
6/10/2024	23:23	47.1		49.0	44.0
6/10/2024	23:28	46.4		49.0	45.4
6/10/2024	23:33	47.7	48.0	51.2	44.7
6/10/2024	23:38	50.0		53.7	43.6
6/10/2024	23:43	49.4		50.8	43.7
6/10/2024	23:48	47.7		48.3	42.9
6/10/2024	23:53	45.7		48.5	43.2
6/10/2024	23:58	46.0		47.8	43.5
		Mean	46.8		
		Maximum	53.9		
		Minimum	41.3		

Date	Start Time	Leq (5mins)	Leq (30mins)	L10 (5mins)	L90 (5mins)
7/10/2024	0:03	46.9	45.5	49.1	43.3
7/10/2024	0:08	45.3		47.3	42.2
7/10/2024	0:13	44.0		46.4	42.5
7/10/2024	0:18	44.2		46.7	42.3
7/10/2024	0:23	43.3		47.1	42.7
7/10/2024	0:28	47.4		47.7	42.9
7/10/2024	0:33	44.9	45.4	48.5	43.0
7/10/2024	0:38	47.2		48.1	43.3
7/10/2024	0:43	46.6		50.7	43.9
7/10/2024	0:48	44.0		44.5	43.4
7/10/2024	0:53	44.1		45.2	43.1
7/10/2024	0:58	44.2		44.9	43.4
7/10/2024	1:03	44.9	44.6	45.2	43.7
7/10/2024	1:08	44.8		45.7	44.1
7/10/2024	1:13	44.5		45.1	43.9
7/10/2024	1:18	44.5		45.1	43.7
7/10/2024	1:23	44.5		45.4	43.6
7/10/2024	1:28	44.2		44.9	43.7
7/10/2024	1:33	44.5	44.3	45.0	43.9
7/10/2024	1:38	44.1		44.7	43.5
7/10/2024	1:43	43.8		44.4	43.3
7/10/2024	1:48	44.7		45.9	43.8
7/10/2024	1:53	44.4		45.9	43.3
7/10/2024	1:58	44.3		45.3	43.4
7/10/2024	2:03	44.5	41.2	45.6	41.9
7/10/2024	2:08	40.5		41.3	39.8
7/10/2024	2:13	40.3		40.8	39.6
7/10/2024	2:18	39.9		40.4	39.5
7/10/2024	2:23	40.2		40.9	39.5
7/10/2024	2:28	39.7		40.7	38.7
7/10/2024	2:33	40.1	40.2	41.0	39.2
7/10/2024	2:38	40.2		41.2	39.1
7/10/2024	2:43	40.8		41.6	39.8
7/10/2024	2:48	40.4		41.1	39.6
7/10/2024	2:53	39.8		40.4	39.2
7/10/2024	2:58	39.8		40.6	38.9
7/10/2024	3:03	40.2	40.4	41.6	38.5
7/10/2024	3:08	39.0		39.4	38.2
7/10/2024	3:13	39.4		40.1	38.6
7/10/2024	3:18	40.8		42.5	39.3
7/10/2024	3:23	41.0		42.2	39.6
7/10/2024	3:28	41.3		43.2	39.3
7/10/2024	3:33	39.4	41.5	40.1	38.5
7/10/2024	3:38	40.0		41.3	38.9
7/10/2024	3:43	41.8		42.3	41.2
7/10/2024	3:48	42.1		42.7	41.4
7/10/2024	3:53	42.2		42.7	41.6
7/10/2024	3:58	42.8		43.6	41.9
7/10/2024	4:03	42.3	43.3	42.9	41.7
7/10/2024	4:08	42.7		43.5	41.7
7/10/2024	4:13	43.5		45.3	42.6
7/10/2024	4:18	43.7		44.9	42.1
7/10/2024	4:23	44.1		45.7	42.3
7/10/2024	4:28	43.3		43.9	42.7
7/10/2024	4:33	43.0	43.1	43.9	42.3
7/10/2024	4:38	42.6		43.2	42.0
7/10/2024	4:43	42.8		43.3	42.2
7/10/2024	4:48	43.1		43.9	42.4
7/10/2024	4:53	44.2		45.5	43.1
7/10/2024	4:58	43.0		43.6	42.1
7/10/2024	5:03	42.9	43.1	43.5	42.2
7/10/2024	5:08	43.0		43.5	42.2
7/10/2024	5:13	42.6		43.1	42.1
7/10/2024	5:18	42.8		43.3	42.3
7/10/2024	5:23	44.6		45.1	42.5
7/10/2024	5:28	42.6		43.4	41.6
7/10/2024	5:33	42.2	42.6	42.8	41.6
7/10/2024	5:38	43.1		43.4	42.0
7/10/2024	5:43	42.7		43.3	42.2
7/10/2024	5:48	42.7		42.9	41.7
7/10/2024	5:53	42.5		43.2	41.9
7/10/2024	5:58	42.4		42.9	42.0
7/10/2024	6:03	42.3	42.0	42.9	41.7
7/10/2024	6:08	42.6		43.4	41.7
7/10/2024	6:13	42.2		42.7	40.8
7/10/2024	6:18	41.9		42.6	40.9
7/10/2024	6:23	41.4		41.9	40.0
7/10/2024	6:28	41.5		42.1	40.7
7/10/2024	6:33	41.6	42.1	42.1	40.5
7/10/2024	6:38	41.5		42.2	40.7
7/10/2024	6:43	41.5		42.1	40.7
7/10/2024	6:48	41.2		41.9	40.1
7/10/2024	6:53	42.0		44.1	40.3
7/10/2024	6:58	43.9		44.3	40.8

7/10/2024	23:03	40.0	45.0	40.4	38.6
7/10/2024	23:08	39.7		46.1	39.1
7/10/2024	23:13	45.8		47.0	41.6
7/10/2024	23:18	46.1		47.2	45.9
7/10/2024	23:23	46.4		47.2	45.7
7/10/2024	23:28	46.7		47.1	45.5
7/10/2024	23:33	46.2	46.4	47.1	45.9
7/10/2024	23:38	46.5		47.0	45.7
7/10/2024	23:43	46.4		47.4	45.9
7/10/2024	23:48	46.4		47.2	46.0
7/10/2024	23:53	46.6		47.1	45.5
7/10/2024	23:58	46.3		46.9	45.4
		Mean	43.2		
		Maximum	46.4		
		Minimum	40.2		

Station: CM26

Date	Start Time	Leq (5mins)	Leq (30mins)	L10 (5mins)	L90 (5mins)
8/10/2024	0:03	46.4	46.4	47.0	45.6
8/10/2024	0:08	46.1		47.0	45.8
8/10/2024	0:13	46.4		47.2	45.7
8/10/2024	0:18	46.2		47.1	45.7
8/10/2024	0:23	46.4		47.0	45.7
8/10/2024	0:28	46.6		47.5	46.0
8/10/2024	0:33	46.5	43.4	47.1	45.5
8/10/2024	0:38	46.5		46.6	39.1
8/10/2024	0:43	41.1		45.6	38.7
8/10/2024	0:48	40.5		40.8	39.0
8/10/2024	0:53	39.7		41.0	39.2
8/10/2024	0:58	39.8		40.1	38.5
8/10/2024	1:03	40.1	39.2	40.2	38.3
8/10/2024	1:08	38.8		39.5	38.6
8/10/2024	1:13	39.2		39.7	38.6
8/10/2024	1:18	39.1		39.5	38.4
8/10/2024	1:23	39.0		39.3	38.0
8/10/2024	1:28	38.9		39.7	38.2
8/10/2024	1:33	38.7	41.2	39.7	36.7
8/10/2024	1:38	39.3		40.5	38.1
8/10/2024	1:43	39.0		40.0	37.8
8/10/2024	1:48	38.7		40.6	38.4
8/10/2024	1:53	39.7		45.1	39.0
8/10/2024	1:58	45.9		47.1	39.4
8/10/2024	2:03	46.6	46.9	47.7	45.1
8/10/2024	2:08	47.0		47.7	46.5
8/10/2024	2:13	47.0		47.5	46.4
8/10/2024	2:18	47.1		47.3	46.2
8/10/2024	2:23	46.9		47.0	45.9
8/10/2024	2:28	46.6		47.2	46.1
8/10/2024	2:33	46.6	46.5	47.3	46.2
8/10/2024	2:38	46.7		52.9	46.2
8/10/2024	2:43	47.3		49.4	46.1
8/10/2024	2:48	47.4		49.4	46.1
8/10/2024	2:53	47.3		47.8	45.8
8/10/2024	2:58	41.0		46.6	39.6
8/10/2024	3:03	41.3	40.8	44.7	40.3
8/10/2024	3:08	41.3		42.3	40.2
8/10/2024	3:13	40.7		41.1	40.2
8/10/2024	3:18	40.7		40.8	39.9
8/10/2024	3:23	40.6		41.1	39.8
8/10/2024	3:28	40.3		41.0	39.9
8/10/2024	3:33	41.5	42.6	42.8	40.1
8/10/2024	3:38	42.0		43.4	40.5
8/10/2024	3:43	43.1		45.2	42.3
8/10/2024	3:48	43.4		43.5	41.9
8/10/2024	3:53	42.9		43.7	42.0
8/10/2024	3:58	42.4		42.9	42.1
8/10/2024	4:03	42.4	42.2	42.8	41.8
8/10/2024	4:08	42.4		42.6	41.7
8/10/2024	4:13	42.1		42.6	41.7
8/10/2024	4:18	42.4		43.4	41.6
8/10/2024	4:23	42.0		42.9	41.8
8/10/2024	4:28	42.1		42.7	42.0
8/10/2024	4:33	42.4	42.5	43.6	42.0
8/10/2024	4:38	42.4		42.9	42.0
8/10/2024	4:43	42.9		43.8	42.1
8/10/2024	4:48	42.4		43.1	42.1
8/10/2024	4:53	42.7		42.9	41.6
8/10/2024	4:58	42.3		42.6	41.7
8/10/2024	5:03	42.2	42.1	42.8	41.5
8/10/2024	5:08	42.0		42.4	41.2
8/10/2024	5:13	42.3		42.4	41.2
8/10/2024	5:18	42.2		42.9	41.2
8/10/2024	5:23	41.7		42.5	41.4
8/10/2024	5:28	42.0		42.3	41.5
8/10/2024	5:33	42.0	41.3	42.3	41.5
8/10/2024	5:38	41.8		42.4	41.6
8/10/2024	5:43	42.0		42.4	41.7
8/10/2024	5:48	42.1		42.5	38.1
8/10/2024	5:53	39.0		42.1	38.2
8/10/2024	5:58	40.2		40.4	38.3
8/10/2024	6:03	38.8	40.7	41.1	38.4
8/10/2024	6:08	39.3		41.3	38.7
8/10/2024	6:13	41.1		43.1	40.9
8/10/2024	6:18	41.8		43.6	39.0
8/10/2024	6:23	41.6		42.9	40.5
8/10/2024	6:28	40.8		43.1	40.6
8/10/2024	6:33	42.0	54.0	50.9	37.9
8/10/2024	6:38	52.3		55.2	39.7
8/10/2024	6:43	50.2		66.9	39.3
8/10/2024	6:48	52.5		57.8	39.2
8/10/2024	6:53	59.7		60.9	40.2
8/10/2024	6:58	49.7		50.8	39.6

8/10/2024	23:03	42.5	45.8	43.4	41.4
8/10/2024	23:08	42.3		42.8	41.4
8/10/2024	23:13	42.6		43.2	41.9
8/10/2024	23:18	46.1		46.6	42.0
8/10/2024	23:23	50.4		53.5	41.8
8/10/2024	23:28	43.8		46.1	41.4
8/10/2024	23:33	42.8	42.8	43.0	41.7
8/10/2024	23:38	42.9		43.2	41.8
8/10/2024	23:43	42.3		42.8	41.4
8/10/2024	23:48	42.1		42.7	41.5
8/10/2024	23:53	43.4		45.1	42.1
8/10/2024	23:58	43.3		44.0	42.3
		Mean	43.7		
		Maximum	54.0		
		Minimum	39.2		

Date	Start Time	Leq (5mins)	Leq (30mins)	L10 (5mins)	L90 (5mins)
9/10/2024	0:03	44.1	42.5	49.0	42.1
9/10/2024	0:08	42.3		42.8	41.8
9/10/2024	0:13	42.4		42.9	41.7
9/10/2024	0:18	42.2		42.9	41.7
9/10/2024	0:23	42.2		43.2	40.8
9/10/2024	0:28	41.0		41.5	40.3
9/10/2024	0:33	40.4	40.9	41.1	39.9
9/10/2024	0:38	40.5		41.1	40.0
9/10/2024	0:43	40.9		41.1	39.8
9/10/2024	0:48	42.1		42.6	39.8
9/10/2024	0:53	40.4		40.9	39.9
9/10/2024	0:58	40.9		41.5	40.3
9/10/2024	1:03	40.8	41.9	41.3	40.3
9/10/2024	1:08	41.3		42.0	40.6
9/10/2024	1:13	42.3		42.9	41.7
9/10/2024	1:18	42.2		42.7	41.7
9/10/2024	1:23	42.7		46.6	41.3
9/10/2024	1:28	42.0		42.4	41.2
9/10/2024	1:33	41.8	41.8	42.3	41.2
9/10/2024	1:38	42.5		43.5	41.6
9/10/2024	1:43	42.6		43.6	40.9
9/10/2024	1:48	41.6		42.1	40.9
9/10/2024	1:53	41.0		41.3	40.7
9/10/2024	1:58	41.1		41.4	40.7
9/10/2024	2:03	41.3	41.4	41.6	40.6
9/10/2024	2:08	41.1		41.7	40.6
9/10/2024	2:13	41.4		41.5	40.6
9/10/2024	2:18	41.4		42.2	40.8
9/10/2024	2:23	41.7		42.2	41.0
9/10/2024	2:28	41.6		42.3	40.9
9/10/2024	2:33	41.1	41.8	41.7	40.6
9/10/2024	2:38	41.9		42.2	41.2
9/10/2024	2:43	41.8		42.4	41.3
9/10/2024	2:48	42.2		42.5	41.2
9/10/2024	2:53	41.5		42.2	41.0
9/10/2024	2:58	42.4		44.6	40.9
9/10/2024	3:03	41.3	40.3	41.9	40.8
9/10/2024	3:08	40.9		41.4	40.4
9/10/2024	3:13	39.9		40.8	39.3
9/10/2024	3:18	39.5		40.1	38.9
9/10/2024	3:23	40.1		40.9	39.5
9/10/2024	3:28	40.1		40.5	39.6
9/10/2024	3:33	40.0	40.3	40.6	39.5
9/10/2024	3:38	40.3		40.8	39.8
9/10/2024	3:43	40.1		40.6	39.6
9/10/2024	3:48	40.1		40.5	39.6
9/10/2024	3:53	40.6		41.9	39.7
9/10/2024	3:58	40.5		41.6	39.6
9/10/2024	4:03	43.0	40.8	43.1	39.2
9/10/2024	4:08	40.3		40.5	39.4
9/10/2024	4:13	40.0		40.8	39.3
9/10/2024	4:18	40.0		40.5	39.2
9/10/2024	4:23	40.0		40.7	39.2
9/10/2024	4:28	40.9		42.2	39.3
9/10/2024	4:33	42.1	40.8	43.6	39.5
9/10/2024	4:38	42.2		43.7	39.6
9/10/2024	4:43	40.1		40.6	39.2
9/10/2024	4:48	40.3		41.1	39.1
9/10/2024	4:53	39.6		39.8	38.7
9/10/2024	4:58	39.7		40.2	38.9
9/10/2024	5:03	40.1	40.3	42.0	38.6
9/10/2024	5:08	39.3		39.9	38.6
9/10/2024	5:13	39.7		40.1	39.0
9/10/2024	5:18	40.0		41.1	39.1
9/10/2024	5:23	41.4		41.8	40.8
9/10/2024	5:28	41.1		41.5	40.6
9/10/2024	5:33	41.4	41.6	41.5	40.6
9/10/2024	5:38	42.7		44.3	41.0
9/10/2024	5:43	41.3		41.5	40.4
9/10/2024	5:48	41.1		41.4	40.5
9/10/2024	5:53	41.3		41.6	40.8
9/10/2024	5:58	41.4		41.8	39.3
9/10/2024	6:03	39.9	39.8	40.2	39.1
9/10/2024	6:08	39.7		40.1	38.6
9/10/2024	6:13	40.0		40.3	39.0
9/10/2024	6:18	40.5		40.9	38.3
9/10/2024	6:23	38.8		39.3	38.2
9/10/2024	6:28	39.6		40.0	38.9
9/10/2024	6:33	39.9	39.2	40.3	38.8
9/10/2024	6:38	39.4		39.9	38.9
9/10/2024	6:43	39.3		39.9	38.8
9/10/2024	6:48	39.2		39.7	38.8
9/10/2024	6:53	38.6		39.0	38.1
9/10/2024	6:58	38.7		39.3	38.2

9/10/2024	23:03	43.3	46.7	44.2	42.3
9/10/2024	23:08	44.1		45.2	42.6
9/10/2024	23:13	47.7		47.9	42.9
9/10/2024	23:18	46.6		47.9	43.0
9/10/2024	23:23	46.6		47.2	43.3
9/10/2024	23:28	49.1		50.7	44.0
9/10/2024	23:33	46.2	46.5	46.4	42.9
9/10/2024	23:38	44.9		46.5	42.9
9/10/2024	23:43	45.1		46.7	43.5
9/10/2024	23:48	46.8		48.7	43.5
9/10/2024	23:53	48.7		52.0	43.3
9/10/2024	23:58	46.1		47.7	43.8
		Mean	41.7		
		Maximum	46.7		
		Minimum	39.2		

Date	Start Time	Leq (5mins)	Leq (30mins)	L10 (5mins)	L90 (5mins)
10/10/2024	0:03	45.7	48.5	47.1	43.7
10/10/2024	0:08	46.3		47.9	44.3
10/10/2024	0:13	46.6		48.8	44.2
10/10/2024	0:18	47.6		49.8	44.8
10/10/2024	0:23	49.5		51.7	44.5
10/10/2024	0:28	51.8		52.5	44.2
10/10/2024	0:33	50.4	50.5	52.3	44.2
10/10/2024	0:38	53.7		54.5	44.6
10/10/2024	0:43	47.3		49.0	45.5
10/10/2024	0:48	48.0		48.5	45.8
10/10/2024	0:53	50.1		52.1	46.5
10/10/2024	0:58	50.3		52.4	45.2
10/10/2024	1:03	51.1	49.1	54.0	45.8
10/10/2024	1:08	50.5		52.8	45.1
10/10/2024	1:13	47.6		49.1	44.9
10/10/2024	1:18	48.7		49.0	45.1
10/10/2024	1:23	46.3		47.2	45.0
10/10/2024	1:28	48.7		49.0	45.0
10/10/2024	1:33	47.7	49.8	49.4	45.6
10/10/2024	1:38	50.7		53.9	45.7
10/10/2024	1:43	47.0		47.2	44.2
10/10/2024	1:48	48.1		49.6	43.7
10/10/2024	1:53	53.0		53.2	40.7
10/10/2024	1:58	49.2		49.3	40.5
10/10/2024	2:03	47.0	48.9	48.7	40.1
10/10/2024	2:08	42.4		42.8	40.0
10/10/2024	2:13	48.8		48.9	39.7
10/10/2024	2:18	53.5		56.5	42.9
10/10/2024	2:23	49.1		50.0	39.5
10/10/2024	2:28	41.1		42.1	39.1
10/10/2024	2:33	40.4	49.1	41.1	38.9
10/10/2024	2:38	51.2		52.0	40.9
10/10/2024	2:43	52.6		55.1	40.7
10/10/2024	2:48	48.0		53.9	40.5
10/10/2024	2:53	47.8		48.8	41.0
10/10/2024	2:58	45.6		48.0	39.3
10/10/2024	3:03	41.0	41.4	41.9	40.3
10/10/2024	3:08	40.6		41.3	39.7
10/10/2024	3:13	41.9		43.2	39.7
10/10/2024	3:18	41.0		41.9	40.0
10/10/2024	3:23	41.9		43.1	40.3
10/10/2024	3:28	41.6		42.8	40.3
10/10/2024	3:33	42.1	41.8	43.3	40.6
10/10/2024	3:38	41.5		42.5	40.3
10/10/2024	3:43	41.4		42.4	40.4
10/10/2024	3:48	41.4		42.8	40.1
10/10/2024	3:53	41.8		43.1	40.5
10/10/2024	3:58	42.5		42.6	40.4
10/10/2024	4:03	45.6	43.5	45.9	40.5
10/10/2024	4:08	44.2		44.6	39.7
10/10/2024	4:13	43.8		45.2	40.0
10/10/2024	4:18	43.0		43.9	40.6
10/10/2024	4:23	41.7		42.4	40.4
10/10/2024	4:28	41.3		42.3	40.4
10/10/2024	4:33	47.1	48.3	48.8	40.5
10/10/2024	4:38	50.2		51.0	48.6
10/10/2024	4:43	48.3		49.2	47.4
10/10/2024	4:48	47.7		48.4	47.0
10/10/2024	4:53	48.0		48.6	47.3
10/10/2024	4:58	48.1		48.8	47.4
10/10/2024	5:03	47.8	48.4	48.9	41.8
10/10/2024	5:08	48.2		48.9	47.6
10/10/2024	5:13	48.1		48.8	47.4
10/10/2024	5:18	48.7		49.6	47.8
10/10/2024	5:23	48.8		49.4	48.1
10/10/2024	5:28	48.9		49.6	48.3
10/10/2024	5:33	49.2	46.1	49.9	48.6
10/10/2024	5:38	48.8		49.7	48.0
10/10/2024	5:43	45.2		48.6	42.2
10/10/2024	5:48	42.8		43.4	42.0
10/10/2024	5:53	42.1		42.6	41.7
10/10/2024	5:58	42.0		42.6	41.4
10/10/2024	6:03	42.0	42.9	43.1	41.1
10/10/2024	6:08	43.6		44.1	41.2
10/10/2024	6:13	44.3		45.7	41.6
10/10/2024	6:18	43.2		43.6	41.5
10/10/2024	6:23	41.6		42.1	41.1
10/10/2024	6:28	41.8		42.2	41.2
10/10/2024	6:33	41.9	42.1	43.0	41.1
10/10/2024	6:38	42.5		43.5	41.7
10/10/2024	6:43	41.4		42.0	41.0
10/10/2024	6:48	42.4		43.6	41.5
10/10/2024	6:53	42.4		43.6	41.3
10/10/2024	6:58	42.2		43.3	41.2

10/10/2024	23:03	51.2	50.3	51.8	44.7
10/10/2024	23:08	48.3		48.4	44.5
10/10/2024	23:13	47.9		48.2	44.2
10/10/2024	23:18	48.5		48.6	44.6
10/10/2024	23:23	51.8		57.8	44.6
10/10/2024	23:28	51.9		55.3	46.5
10/10/2024	23:33	48.2	49.0	49.6	46.2
10/10/2024	23:38	48.0		49.6	45.8
10/10/2024	23:43	50.4		53.7	46.0
10/10/2024	23:48	47.1		50.0	43.9
10/10/2024	23:53	45.2		46.8	42.9
10/10/2024	23:58	51.8		55.3	42.9
		Mean	46.9		
		Maximum	50.5		
		Minimum	41.4		

Station: CM26

Date	Start Time	Leq (5mins)	Leq (30mins)	L10 (5mins)	L90 (5mins)
11/10/2024	0:03	49.5	52.2	51.4	43.7
11/10/2024	0:09	51.3		55.4	49.4
11/10/2024	0:14	51.9		55.0	49.8
11/10/2024	0:19	53.3		53.4	50.3
11/10/2024	0:24	53.5		53.7	50.0
11/10/2024	0:29	52.5		53.0	50.0
11/10/2024	0:34	52.2	53.2	55.2	48.7
11/10/2024	0:39	54.1		55.5	50.3
11/10/2024	0:44	55.5		58.4	51.5
11/10/2024	0:49	51.9		54.9	49.0
11/10/2024	0:54	52.5		52.9	50.2
11/10/2024	0:59	51.6		54.4	48.9
11/10/2024	1:04	52.6	52.3	55.0	49.7
11/10/2024	1:09	52.2		56.5	49.8
11/10/2024	1:14	52.1		54.4	49.0
11/10/2024	1:19	52.1		55.6	49.4
11/10/2024	1:24	52.7		53.4	49.9
11/10/2024	1:29	51.9		54.2	49.3
11/10/2024	1:34	52.5	52.4	52.9	49.0
11/10/2024	1:39	52.8		55.5	50.7
11/10/2024	1:44	51.8		54.1	49.5
11/10/2024	1:49	53.5		53.7	50.5
11/10/2024	1:54	52.0		54.4	50.8
11/10/2024	1:59	51.4		55.3	49.2
11/10/2024	2:04	52.5	52.8	55.5	49.8
11/10/2024	2:09	53.2		55.6	50.0
11/10/2024	2:14	52.7		54.4	50.1
11/10/2024	2:19	52.9		53.1	49.7
11/10/2024	2:24	53.3		55.4	49.4
11/10/2024	2:29	52.3		54.6	50.5
11/10/2024	2:34	52.5	52.6	55.2	50.3
11/10/2024	2:39	53.0		56.9	50.7
11/10/2024	2:44	51.6		54.8	49.8
11/10/2024	2:49	52.1		53.5	49.1
11/10/2024	2:54	52.9		54.7	49.3
11/10/2024	2:59	53.1		54.1	50.5
11/10/2024	3:04	52.4	52.1	54.6	49.1
11/10/2024	3:09	52.8		54.3	48.8
11/10/2024	3:14	51.1		54.8	49.0
11/10/2024	3:19	51.6		53.6	49.0
11/10/2024	3:24	52.6		53.9	49.2
11/10/2024	3:29	51.9		54.6	49.3
11/10/2024	3:34	51.8	52.0	54.4	49.9
11/10/2024	3:39	51.1		53.7	48.7
11/10/2024	3:44	51.4		52.6	49.7
11/10/2024	3:49	52.7		54.0	48.3
11/10/2024	3:54	52.3		52.7	49.7
11/10/2024	3:59	52.2		54.0	49.4
11/10/2024	4:04	52.3	51.9	54.1	49.1
11/10/2024	4:09	50.7		53.8	49.0
11/10/2024	4:14	52.9		55.0	50.1
11/10/2024	4:19	52.5		52.6	49.2
11/10/2024	4:24	51.0		54.7	49.6
11/10/2024	4:29	51.3		55.0	48.7
11/10/2024	4:34	52.3	52.0	53.3	50.0
11/10/2024	4:39	51.1		53.9	50.3
11/10/2024	4:44	53.0		54.3	50.4
11/10/2024	4:49	50.5		53.1	49.6
11/10/2024	4:54	52.1		52.7	49.3
11/10/2024	4:59	52.6		53.4	49.3
11/10/2024	5:04	51.8	52.0	52.8	49.8
11/10/2024	5:09	52.8		53.4	49.9
11/10/2024	5:14	51.7		53.4	49.8
11/10/2024	5:19	52.9		54.0	49.4
11/10/2024	5:24	51.8		53.5	50.1
11/10/2024	5:29	50.7		54.6	50.3
11/10/2024	5:34	51.3	51.9	53.8	50.3
11/10/2024	5:39	52.5		54.9	50.5
11/10/2024	5:44	51.3		52.7	49.4
11/10/2024	5:49	51.6		55.0	50.3
11/10/2024	5:54	51.5		53.3	50.5
11/10/2024	5:59	52.9		55.1	50.7
11/10/2024	6:04	52.5	52.7	55.8	50.7
11/10/2024	6:09	52.6		55.6	49.5
11/10/2024	6:14	53.1		55.7	50.8
11/10/2024	6:19	52.5		54.0	50.3
11/10/2024	6:24	53.0		53.9	48.9
11/10/2024	6:29	52.7		54.8	49.4
11/10/2024	6:34	53.7	52.3	55.1	49.8
11/10/2024	6:39	53.4		54.6	49.8
11/10/2024	6:44	51.7		53.7	50.6
11/10/2024	6:49	50.8		53.9	49.1
11/10/2024	6:54	51.9		54.2	48.8
11/10/2024	6:59	51.4		54.1	48.9
11/10/2024	23:03	43.9	50.2	46.8	39.4
11/10/2024	23:08	42.6		45.8	38.3
11/10/2024	23:13	42.8		46.2	38.2
11/10/2024	23:18	47.2		50.8	39.8
11/10/2024	23:23	54.7		55.4	43.4
11/10/2024	23:28	53.5		56.4	42.8
11/10/2024	23:33	49.9	51.7	53.8	41.8
11/10/2024	23:38	55.1		58.4	45.1
11/10/2024	23:43	53.6		57.5	44.0
11/10/2024	23:48	52.0		56.4	38.8
11/10/2024	23:53	45.3		48.0	37.1
11/10/2024	23:58	47.3		49.4	37.8
		Mean	52.1		
		Maximum	53.2		
		Minimum	50.2		

Date	Start Time	Leq (5mins)	Leq (30mins)	L10 (5mins)	L90 (5mins)
12/10/2024	0:03	45.0	47.7	47.8	38.7
12/10/2024	0:08	48.2		51.7	38.7
12/10/2024	0:13	43.8		47.0	38.9
12/10/2024	0:18	50.6		52.4	37.9
12/10/2024	0:23	48.5		51.7	38.3
12/10/2024	0:28	46.8		50.8	38.0
12/10/2024	0:33	43.9	45.5	47.8	36.1
12/10/2024	0:38	46.0		50.0	37.6
12/10/2024	0:43	46.1		49.4	37.9
12/10/2024	0:48	43.7		47.4	36.2
12/10/2024	0:53	44.9		50.0	36.9
12/10/2024	0:58	47.2		48.5	38.2
12/10/2024	1:03	48.4	48.5	51.7	37.8
12/10/2024	1:08	48.3		50.6	37.7
12/10/2024	1:13	47.0		50.0	37.2
12/10/2024	1:18	47.2		50.5	39.0
12/10/2024	1:23	46.0		49.9	39.4
12/10/2024	1:28	51.7		56.9	40.0
12/10/2024	1:33	45.8	46.2	49.1	39.4
12/10/2024	1:38	45.6		48.5	40.3
12/10/2024	1:43	47.7		48.2	38.1
12/10/2024	1:48	48.5		51.1	37.3
12/10/2024	1:53	41.2		45.0	37.0
12/10/2024	1:58	45.5		49.9	36.6
12/10/2024	2:03	44.9	48.3	48.3	36.9
12/10/2024	2:08	43.0		45.5	37.2
12/10/2024	2:13	44.7		48.9	36.6
12/10/2024	2:18	52.1		56.6	37.6
12/10/2024	2:23	49.0		52.0	36.1
12/10/2024	2:28	49.2		52.7	36.0
12/10/2024	2:33	41.9	44.4	43.9	35.9
12/10/2024	2:38	47.8		52.1	37.0
12/10/2024	2:43	41.8		44.8	37.0
12/10/2024	2:48	42.8		44.9	37.2
12/10/2024	2:53	45.9		46.8	36.1
12/10/2024	2:58	42.3		45.6	36.9
12/10/2024	3:03	43.3	42.6	47.0	37.2
12/10/2024	3:08	43.8		45.9	37.0
12/10/2024	3:13	46.1		49.3	36.9
12/10/2024	3:18	38.7		40.1	36.5
12/10/2024	3:23	39.2		39.6	35.7
12/10/2024	3:28	38.1		39.6	35.8
12/10/2024	3:33	42.4	43.5	44.0	36.7
12/10/2024	3:38	43.4		45.3	38.4
12/10/2024	3:43	44.3		48.1	37.6
12/10/2024	3:48	40.1		42.6	36.4
12/10/2024	3:53	46.5		49.8	36.6
12/10/2024	3:58	40.8		42.3	36.5
12/10/2024	4:03	44.9	44.3	45.4	36.7
12/10/2024	4:08	46.1		49.5	36.7
12/10/2024	4:13	42.6		44.6	36.8
12/10/2024	4:18	43.3		45.1	37.0
12/10/2024	4:23	44.5		44.6	37.4
12/10/2024	4:28	43.1		43.4	36.9
12/10/2024	4:33	43.5	47.8	46.6	37.0
12/10/2024	4:38	47.5		52.0	38.2
12/10/2024	4:43	42.1		44.5	37.9
12/10/2024	4:48	44.1		49.7	35.8
12/10/2024	4:53	53.2		53.3	38.2
12/10/2024	4:58	44.9		48.0	37.9
12/10/2024	5:03	54.8	50.6	56.4	38.4
12/10/2024	5:08	47.2		49.2	38.9
12/10/2024	5:13	48.8		50.1	38.2
12/10/2024	5:18	46.4		48.0	38.9
12/10/2024	5:23	50.8		55.4	38.0
12/10/2024	5:28	49.4		51.2	39.4
12/10/2024	5:33	43.7	42.4	46.9	38.7
12/10/2024	5:38	40.6		42.6	37.3
12/10/2024	5:43	44.2		52.9	37.3
12/10/2024	5:48	43.1		45.7	36.8
12/10/2024	5:53	40.8		43.0	37.0
12/10/2024	5:58	40.6		42.7	37.4
12/10/2024	6:03	51.7	48.6	55.8	38.4
12/10/2024	6:08	51.1		56.9	37.6
12/10/2024	6:13	49.1		51.9	37.3
12/10/2024	6:18	44.5		47.2	37.3
12/10/2024	6:23	43.4		44.8	37.8
12/10/2024	6:28	43.5		46.1	38.2
12/10/2024	6:33	43.0	44.9	46.7	37.1
12/10/2024	6:38	46.3		50.0	38.6
12/10/2024	6:43	41.9		45.2	37.1
12/10/2024	6:48	44.5		46.1	37.7
12/10/2024	6:53	46.6		47.4	38.9
12/10/2024	6:58	45.4		47.6	39.5
12/10/2024	23:03	45.0	47.6	48.6	43.1
12/10/2024	23:08	48.8		49.2	44.7
12/10/2024	23:13	47.6		49.9	43.8
12/10/2024	23:18	46.1		48.1	43.4
12/10/2024	23:23	48.3		48.7	42.9
12/10/2024	23:28	48.4		50.2	43.5
12/10/2024	23:33	47.8	46.8	49.9	43.7
12/10/2024	23:38	45.5		49.9	43.7
12/10/2024	23:43	47.9		48.5	44.1
12/10/2024	23:48	47.9		49.1	43.1
12/10/2024	23:53	45.1		48.2	42.7
12/10/2024	23:58	45.9		49.8	43.3
		Mean	46.2		
		Maximum	50.6		
		Minimum	42.4		

Date	Start Time	Leq (5mins)	Leq (30mins)	L10 (5mins)	L90 (5mins)
13/10/2024	0:03	45.3	45.0	47.0	43.2
13/10/2024	0:08	44.3		49.4	43.6
13/10/2024	0:13	44.7		48.4	43.0
13/10/2024	0:18	45.5		46.5	43.0
13/10/2024	0:23	45.9		47.0	41.0
13/10/2024	0:28	43.9		45.5	41.2
13/10/2024	0:33	45.2	46.7	46.3	43.4
13/10/2024	0:38	45.5		45.6	43.2
13/10/2024	0:43	45.6		60.9	43.2
13/10/2024	0:48	44.9		57.6	43.2
13/10/2024	0:53	50.1		50.7	42.9
13/10/2024	0:58	46.0		56.9	39.3
13/10/2024	1:03	45.0	47.7	50.8	39.0
13/10/2024	1:08	49.2		52.5	44.0
13/10/2024	1:13	44.4		51.0	41.5
13/10/2024	1:18	49.1		49.3	43.7
13/10/2024	1:23	47.5		49.4	40.7
13/10/2024	1:28	48.8		48.9	39.4
13/10/2024	1:33	41.4	42.8	47.5	39.4
13/10/2024	1:38	43.1		49.8	39.5
13/10/2024	1:43	45.2		46.8	40.5
13/10/2024	1:48	40.9		41.7	39.6
13/10/2024	1:53	41.6		49.6	39.9
13/10/2024	1:58	43.0		43.3	40.5
13/10/2024	2:03	45.3	44.1	46.9	41.4
13/10/2024	2:08	46.3		47.8	43.8
13/10/2024	2:13	43.1		44.4	41.6
13/10/2024	2:18	42.6		45.7	41.2
13/10/2024	2:23	43.5		44.2	41.1
13/10/2024	2:28	42.0		54.2	41.8
13/10/2024	2:33	42.0	43.8	47.7	41.0
13/10/2024	2:38	46.5		48.6	41.4
13/10/2024	2:43	43.6		52.1	40.0
13/10/2024	2:48	42.6		43.1	40.4
13/10/2024	2:53	42.4		44.7	40.6
13/10/2024	2:58	44.0		44.7	40.9
13/10/2024	3:03	41.5	45.1	46.0	40.9
13/10/2024	3:08	45.0		46.4	42.2
13/10/2024	3:13	45.1		47.3	42.4
13/10/2024	3:18	45.4		46.5	45.0
13/10/2024	3:23	45.9		46.1	45.0
13/10/2024	3:28	46.4		50.4	44.4
13/10/2024	3:33	45.7	46.1	46.8	44.9
13/10/2024	3:38	46.2		46.4	45.0
13/10/2024	3:43	46.5		46.9	45.0
13/10/2024	3:48	45.9		46.4	45.1
13/10/2024	3:53	46.8		46.9	44.8
13/10/2024	3:58	45.6		46.3	44.8
13/10/2024	4:03	45.7	45.9	50.5	44.9
13/10/2024	4:08	46.0		59.3	45.4
13/10/2024	4:13	45.9		46.3	45.0
13/10/2024	4:18	45.9		49.8	44.7
13/10/2024	4:23	45.9		53.5	44.8
13/10/2024	4:28	45.9		47.4	44.9
13/10/2024	4:33	45.2	45.3	55.8	45.0
13/10/2024	4:38	45.4		48.6	45.3
13/10/2024	4:43	45.4		46.4	45.2
13/10/2024	4:48	46.2		52.2	45.1
13/10/2024	4:53	45.8		46.2	44.8
13/10/2024	4:58	43.3		45.8	41.2
13/10/2024	5:03	44.2	43.8	45.8	42.9
13/10/2024	5:08	43.9		44.9	43.1
13/10/2024	5:13	43.0		43.6	42.6
13/10/2024	5:18	44.6		45.4	43.0
13/10/2024	5:23	43.5		43.6	42.9
13/10/2024	5:28	43.3		43.7	42.7
13/10/2024	5:33	43.8	43.4	44.3	42.7
13/10/2024	5:38	43.7		43.8	42.2
13/10/2024	5:43	43.2		44.9	42.7
13/10/2024	5:48	43.1		43.3	42.2
13/10/2024	5:53	43.1		43.7	41.9
13/10/2024	5:58	43.2		43.3	42.0
13/10/2024	6:03	42.7	43.3	43.2	42.0
13/10/2024	6:08	42.7		43.7	42.1
13/10/2024	6:13	42.6		44.8	42.1
13/10/2024	6:18	45.0		45.5	43.0
13/10/2024	6:23	42.9		43.3	41.8
13/10/2024	6:28	43.1		44.0	41.7
13/10/2024	6:33	42.8	42.8	43.8	41.8
13/10/2024	6:38	43.0		43.5	41.8
13/10/2024	6:43	43.1		43.4	42.0
13/10/2024	6:48	42.2		43.0	41.7
13/10/2024	6:53	42.6		43.3	42.0
13/10/2024	6:58	43.0		43.3	42.2
13/10/2024	23:03	44.2	44.8	51.7	37.8
13/10/2024	23:08	46.3		52.2	39.0
13/10/2024	23:13	46.9		47.3	37.2
13/10/2024	23:18	42.1		47.3	38.0
13/10/2024	23:23	43.9		47.1	37.1
13/10/2024	23:28	43.3		46.1	37.7
13/10/2024	23:33	42.9	44.6	47.5	39.4
13/10/2024	23:38	46.4		47.5	39.2
13/10/2024	23:43	41.4		45.3	39.5
13/10/2024	23:48	44.7		49.8	39.1
13/10/2024	23:53	45.0		47.5	39.0
13/10/2024	23:58	45.2		46.9	38.6
		Mean	44.7		
		Maximum	47.7		
		Minimum	42.8		

Station: CM26

Date	Start Time	Leq (5mins)	Leq (30mins)	L10 (5mins)	L90 (5mins)
14/10/2024	0:03	43.7	45.5	51.8	39.5
14/10/2024	0:08	45.4		50.7	40.1
14/10/2024	0:13	44.1		48.1	40.3
14/10/2024	0:18	45.5		46.6	39.1
14/10/2024	0:23	43.5		48.7	38.7
14/10/2024	0:28	48.6		51.1	39.0
14/10/2024	0:33	45.5	49.3	52.1	39.4
14/10/2024	0:38	42.5		54.9	40.3
14/10/2024	0:43	45.4		52.6	41.5
14/10/2024	0:48	46.6		56.8	40.0
14/10/2024	0:53	52.2		54.9	41.1
14/10/2024	0:58	53.2		56.4	39.1
14/10/2024	1:03	51.4	49.8	53.8	40.0
14/10/2024	1:08	48.7		50.6	40.2
14/10/2024	1:13	52.0		54.1	38.8
14/10/2024	1:18	50.5		55.6	40.2
14/10/2024	1:23	47.1		47.3	39.5
14/10/2024	1:28	45.5		46.4	38.6
14/10/2024	1:33	50.0	47.4	51.5	39.3
14/10/2024	1:38	49.5		52.0	39.2
14/10/2024	1:43	45.4		55.7	38.9
14/10/2024	1:48	43.9		63.4	41.6
14/10/2024	1:53	47.0		49.6	43.0
14/10/2024	1:58	45.2		56.0	43.6
14/10/2024	2:03	53.2	49.8	61.7	40.7
14/10/2024	2:08	50.7		56.0	40.2
14/10/2024	2:13	49.1		55.8	39.6
14/10/2024	2:18	45.6		55.9	38.5
14/10/2024	2:23	49.3		51.4	38.7
14/10/2024	2:28	46.3		52.1	38.8
14/10/2024	2:33	49.0	45.8	53.2	38.4
14/10/2024	2:38	45.3		47.5	39.0
14/10/2024	2:43	44.1		48.8	38.8
14/10/2024	2:48	42.8		45.1	37.4
14/10/2024	2:53	46.8		49.3	38.5
14/10/2024	2:58	43.8		52.8	38.2
14/10/2024	3:03	42.2	48.2	53.0	37.2
14/10/2024	3:08	41.8		55.9	41.4
14/10/2024	3:13	46.1		56.4	40.2
14/10/2024	3:18	50.7		56.1	40.7
14/10/2024	3:23	49.3		55.6	39.5
14/10/2024	3:28	51.0		51.9	38.6
14/10/2024	3:33	50.8	47.7	52.4	40.0
14/10/2024	3:38	48.5		52.7	40.2
14/10/2024	3:43	46.0		50.9	39.3
14/10/2024	3:48	45.5		47.9	39.8
14/10/2024	3:53	46.8		58.0	42.8
14/10/2024	3:58	46.0		55.2	42.7
14/10/2024	4:03	43.6	48.3	55.4	42.8
14/10/2024	4:08	46.4		54.4	43.2
14/10/2024	4:13	49.2		52.8	41.7
14/10/2024	4:18	48.9		51.9	39.6
14/10/2024	4:23	50.6		54.1	38.7
14/10/2024	4:28	48.0		50.0	39.2
14/10/2024	4:33	46.5	46.8	47.4	38.5
14/10/2024	4:38	46.3		47.2	38.8
14/10/2024	4:43	49.8		50.3	39.6
14/10/2024	4:48	45.1		49.6	38.8
14/10/2024	4:53	46.7		48.1	39.3
14/10/2024	4:58	44.4		49.6	38.9
14/10/2024	5:03	47.0	45.0	49.0	39.1
14/10/2024	5:08	46.1		46.2	39.1
14/10/2024	5:13	43.5		45.0	39.0
14/10/2024	5:18	44.1		45.3	38.8
14/10/2024	5:23	43.2		45.7	39.2
14/10/2024	5:28	44.9		46.7	39.5
14/10/2024	5:33	42.4	44.7	46.2	39.3
14/10/2024	5:38	43.0		46.4	39.5
14/10/2024	5:43	43.2		49.3	42.6
14/10/2024	5:48	43.3		46.1	43.1
14/10/2024	5:53	44.9		47.5	43.1
14/10/2024	5:58	48.2		51.7	43.6
14/10/2024	6:03	46.4	47.1	49.9	42.8
14/10/2024	6:08	45.6		45.7	42.6
14/10/2024	6:13	45.9		47.1	42.9
14/10/2024	6:18	46.9		48.7	42.8
14/10/2024	6:23	49.4		49.9	43.0
14/10/2024	6:28	47.0		47.1	39.9
14/10/2024	6:33	48.6	45.7	54.8	39.5
14/10/2024	6:38	46.2		49.6	38.9
14/10/2024	6:43	43.0		47.0	38.2
14/10/2024	6:48	42.4		46.9	38.6
14/10/2024	6:53	44.6		54.1	38.9
14/10/2024	6:58	46.1		51.6	38.7
14/10/2024	23:03	49.8	51.5	50.3	49.4
14/10/2024	23:08	50.7		50.9	49.6
14/10/2024	23:13	50.7		51.0	49.2
14/10/2024	23:18	54.6		55.3	50.2
14/10/2024	23:23	51.1		51.6	49.9
14/10/2024	23:28	49.7		50.3	49.3
14/10/2024	23:33	49.7	49.8	50.3	49.1
14/10/2024	23:38	49.9		50.4	49.0
14/10/2024	23:43	51.3		51.6	49.2
14/10/2024	23:48	50.4		50.9	48.9
14/10/2024	23:53	49.8		50.1	48.8
14/10/2024	23:58	46.7		49.5	44.0
		Mean	47.7		
		Maximum	51.5		
		Minimum	44.7		

Date	Start Time	Leq (5mins)	Leq (30mins)	L10 (5mins)	L90 (5mins)
15/10/2024	0:03	44.6	45.5	45.0	43.7
15/10/2024	0:08	44.3		45.0	43.8
15/10/2024	0:13	46.0		46.7	44.7
15/10/2024	0:18	46.5		47.3	45.0
15/10/2024	0:23	46.0		46.5	45.3
15/10/2024	0:28	45.3		46.7	43.0
15/10/2024	0:33	43.5	45.4	44.9	42.6
15/10/2024	0:38	45.0		45.8	44.3
15/10/2024	0:43	45.5		46.4	44.6
15/10/2024	0:48	45.9		46.5	45.2
15/10/2024	0:53	45.8		46.4	45.3
15/10/2024	0:58	46.3		46.9	45.7
15/10/2024	1:03	46.1	47.2	46.7	45.4
15/10/2024	1:08	46.5		47.4	45.7
15/10/2024	1:13	47.4		48.1	46.8
15/10/2024	1:18	47.8		48.3	47.0
15/10/2024	1:23	47.7		48.3	46.8
15/10/2024	1:28	47.7		48.5	46.8
15/10/2024	1:33	47.0	44.4	47.9	44.8
15/10/2024	1:38	43.0		43.9	42.2
15/10/2024	1:43	42.9		43.6	42.3
15/10/2024	1:48	42.6		43.5	41.5
15/10/2024	1:53	44.6		45.7	42.7
15/10/2024	1:58	44.6		45.0	43.8
15/10/2024	2:03	46.0	44.6	46.5	44.0
15/10/2024	2:08	44.4		45.1	43.6
15/10/2024	2:13	43.5		44.0	43.1
15/10/2024	2:18	44.2		44.8	43.6
15/10/2024	2:23	44.5		45.0	44.0
15/10/2024	2:28	44.8		45.2	44.2
15/10/2024	2:33	44.8	44.8	45.3	44.3
15/10/2024	2:38	44.7		45.5	44.1
15/10/2024	2:43	45.2		45.5	44.4
15/10/2024	2:48	44.7		45.2	44.4
15/10/2024	2:53	45.0		45.5	44.6
15/10/2024	2:58	44.6		45.3	43.6
15/10/2024	3:03	44.9	44.6	45.3	44.5
15/10/2024	3:08	44.8		45.3	44.3
15/10/2024	3:13	44.3		44.9	43.6
15/10/2024	3:18	44.5		45.2	43.5
15/10/2024	3:23	44.4		44.9	43.8
15/10/2024	3:28	44.9		45.3	44.2
15/10/2024	3:33	45.8	43.7	47.5	44.1
15/10/2024	3:38	43.8		44.6	42.8
15/10/2024	3:43	44.1		44.5	43.3
15/10/2024	3:48	43.5		44.3	42.5
15/10/2024	3:53	43.8		44.2	43.0
15/10/2024	3:58	39.1		39.7	38.6
15/10/2024	4:03	38.9	41.2	39.4	38.5
15/10/2024	4:08	39.5		42.2	38.2
15/10/2024	4:13	40.8		43.3	38.3
15/10/2024	4:18	39.3		40.5	38.4
15/10/2024	4:23	42.6		44.2	38.7
15/10/2024	4:28	43.6		44.2	43.0
15/10/2024	4:33	45.5	47.5	47.7	43.7
15/10/2024	4:38	47.7		48.3	47.2
15/10/2024	4:43	47.4		48.0	46.7
15/10/2024	4:48	47.5		48.1	46.9
15/10/2024	4:53	48.9		50.1	47.5
15/10/2024	4:58	47.6		48.2	46.9
15/10/2024	5:03	47.2	47.2	47.8	46.5
15/10/2024	5:08	47.6		48.1	47.1
15/10/2024	5:13	47.5		48.1	47.1
15/10/2024	5:18	47.1		47.9	46.2
15/10/2024	5:23	47.0		47.6	46.2
15/10/2024	5:28	47.0		48.0	45.8
15/10/2024	5:33	47.1	50.3	48.3	45.9
15/10/2024	5:38	46.7		48.7	45.3
15/10/2024	5:43	46.8		47.4	46.2
15/10/2024	5:48	51.7		52.5	50.3
15/10/2024	5:53	52.2		52.7	51.6
15/10/2024	5:58	52.6		53.2	51.8
15/10/2024	6:03	52.4	52.1	52.9	51.8
15/10/2024	6:08	52.0		52.6	51.5
15/10/2024	6:13	52.0		52.5	51.5
15/10/2024	6:18	52.0		52.6	51.6
15/10/2024	6:23	52.0		52.5	51.5
15/10/2024	6:28	52.0		52.5	51.6
15/10/2024	6:33	51.8	51.9	52.4	51.3
15/10/2024	6:38	51.9		52.3	51.5
15/10/2024	6:43	51.9		52.4	51.4
15/10/2024	6:48	51.9		52.4	51.3
15/10/2024	6:53	52.0		52.5	51.4
15/10/2024	6:58	51.9		52.5	51.4
15/10/2024	23:03	48.5	48.3	50.4	44.9
15/10/2024	23:08	48.0		49.8	44.0
15/10/2024	23:13	47.4		50.0	44.0
15/10/2024	23:18	48.6		52.7	43.8
15/10/2024	23:23	49.3		52.1	44.1
15/10/2024	23:28	47.7		50.3	44.6
15/10/2024	23:33	48.0	47.1	49.5	45.2
15/10/2024	23:38	47.1		48.9	43.7
15/10/2024	23:43	47.1		49.3	43.5
15/10/2024	23:48	47.3		50.0	44.5
15/10/2024	23:53	46.4		47.7	43.7
15/10/2024	23:58	46.6		49.0	43.5
		Mean	46.6		
		Maximum	52.1		
		Minimum	41.2		

Date	Start Time	Leq (5mins)	Leq (30mins)	L10 (5mins)	L90 (5mins)
16/10/2024	0:03	47.3	48.0	49.5	44.0
16/10/2024	0:08	48.3		49.9	44.8
16/10/2024	0:13	46.8		48.8	44.3
16/10/2024	0:18	47.8		50.1	44.9
16/10/2024	0:23	49.1		50.4	45.0
16/10/2024	0:28	48.5		49.9	44.9
16/10/2024	0:33	47.0	50.3	48.6	44.6
16/10/2024	0:38	47.0		48.7	44.8
16/10/2024	0:43	49.4		53.0	44.9
16/10/2024	0:48	51.7		55.9	45.4
16/10/2024	0:53	52.6		55.8	46.3
16/10/2024	0:58	51.0		53.9	46.9
16/10/2024	1:03	50.5	50.2	53.6	46.9
16/10/2024	1:08	49.3		52.4	45.7
16/10/2024	1:13	48.2		49.7	43.8
16/10/2024	1:18	52.0		55.4	45.6
16/10/2024	1:23	50.6		53.7	45.8
16/10/2024	1:28	49.3		51.3	45.6
16/10/2024	1:33	49.3	50.7	51.6	45.7
16/10/2024	1:38	49.6		51.7	45.6
16/10/2024	1:43	50.8		55.0	43.4
16/10/2024	1:48	51.7		56.2	43.5
16/10/2024	1:53	52.4		56.5	42.4
16/10/2024	1:58	49.7		49.9	41.8
16/10/2024	2:03	49.6	47.5	50.1	41.4
16/10/2024	2:08	45.0		46.5	42.7
16/10/2024	2:13	43.8		44.9	41.5
16/10/2024	2:18	46.1		48.7	42.1
16/10/2024	2:23	47.4		50.3	41.1
16/10/2024	2:28	49.9		50.0	42.7
16/10/2024	2:33	50.1	46.6	50.3	44.4
16/10/2024	2:38	46.6		48.1	44.7
16/10/2024	2:43	45.1		45.7	42.6
16/10/2024	2:48	46.5		48.0	42.6
16/10/2024	2:53	44.4		45.9	42.2
16/10/2024	2:58	43.4		45.0	41.9
16/10/2024	3:03	42.7	46.1	44.0	41.6
16/10/2024	3:08	50.9		53.8	42.5
16/10/2024	3:13	47.0		50.1	42.4
16/10/2024	3:18	43.5		45.6	41.2
16/10/2024	3:23	42.5		44.4	40.5
16/10/2024	3:28	41.4		42.4	40.3
16/10/2024	3:33	43.6	44.3	44.9	41.7
16/10/2024	3:38	44.1		44.5	42.2
16/10/2024	3:43	43.5		45.7	41.1
16/10/2024	3:48	45.8		47.3	41.4
16/10/2024	3:53	44.1		44.3	41.8
16/10/2024	3:58	44.2		44.8	42.2
16/10/2024	4:03	43.6	50.1	44.1	42.1
16/10/2024	4:08	51.1		52.9	43.0
16/10/2024	4:13	55.4		59.0	44.0
16/10/2024	4:18	46.2		47.0	42.4
16/10/2024	4:23	44.8		51.4	41.6
16/10/2024	4:28	46.9		50.1	42.3
16/10/2024	4:33	46.4	48.4	47.7	42.8
16/10/2024	4:38	54.5		58.5	40.9
16/10/2024	4:43	44.0		46.3	40.7
16/10/2024	4:48	42.6		44.3	40.5
16/10/2024	4:53	44.0		45.5	41.5
16/10/2024	4:58	42.5		43.3	41.4
16/10/2024	5:03	42.6	49.4	43.9	41.1
16/10/2024	5:08	48.6		49.1	41.0
16/10/2024	5:13	46.0		46.8	41.4
16/10/2024	5:18	45.3		46.3	42.6
16/10/2024	5:23	53.6		55.7	42.1
16/10/2024	5:28	51.2		55.1	40.8
16/10/2024	5:33	45.8	44.7	47.7	40.6
16/10/2024	5:38	46.3		47.1	40.5
16/10/2024	5:43	43.6		43.9	39.8
16/10/2024	5:48	43.4		44.7	41.5
16/10/2024	5:53	44.3		44.5	41.7
16/10/2024	5:58	43.7		44.4	41.9
16/10/2024	6:03	41.1	42.1	42.6	40.1
16/10/2024	6:08	44.4		48.0	40.5
16/10/2024	6:13	41.6		42.6	40.2
16/10/2024	6:18	41.2		41.6	40.2
16/10/2024	6:23	41.3		42.0	40.5
16/10/2024	6:28	41.9		43.3	40.4
16/10/2024	6:33	41.3	41.5	42.4	40.3
16/10/2024	6:38	40.8		41.6	39.7
16/10/2024	6:43	41.1		42.0	40.1
16/10/2024	6:48	41.9		42.9	40.7
16/10/2024	6:53	41.4		42.3	40.5
16/10/2024	6:58	42.4		43.8	40.9
		Mean	47.1		
		Maximum	50.7		
		Minimum	41.5		

Summary of Noise Monitoring Results during 23:00 - 07:00 on the next day at CM26	
	Leq (30mins)
Mean	46.4
Maximum	55.8
Minimum	39.2

Appendix 3-2-23 Baseline Noise Monitoring Data at CM27a

Station: CM27a

Date	Start Time	Leq (5mins)	Leq (30mins)	L10 (5mins)	L90 (5mins)
2/10/2024	12:35	60.4		62.9	53.2
2/10/2024	12:40	59.4		49.9	43.3
2/10/2024	12:45	55.7	59.5	47.0	43.7
2/10/2024	12:50	56.0		51.0	44.4
2/10/2024	12:55	51.6		48.0	44.4
2/10/2024	13:00	63.9		52.9	43.4
2/10/2024	13:05	51.7		49.0	44.2
2/10/2024	13:10	56.9		49.1	45.1
2/10/2024	13:15	59.4	62.4	54.5	46.5
2/10/2024	13:20	69.2		57.9	47.4
2/10/2024	13:25	52.7		56.0	47.1
2/10/2024	13:30	54.8		48.5	44.4
2/10/2024	13:35	65.8		60.0	43.3
2/10/2024	13:40	58.5		52.9	43.2
2/10/2024	13:45	53.1	59.7	44.8	41.6
2/10/2024	13:50	52.7		44.8	42.6
2/10/2024	13:55	56.6		45.4	41.7
2/10/2024	14:00	53.8		48.0	43.5
2/10/2024	14:05	54.2		51.8	42.8
2/10/2024	14:10	53.8		45.8	42.7
2/10/2024	14:15	53.0	54.2	44.6	42.4
2/10/2024	14:20	53.2		49.7	43.3
2/10/2024	14:25	54.2		46.8	42.6
2/10/2024	14:30	56.2		47.3	43.8
2/10/2024	14:35	53.0		45.9	43.4
2/10/2024	14:40	73.1		45.1	42.4
2/10/2024	14:45	53.7	65.7	54.9	43.5
2/10/2024	14:50	55.9		45.1	42.3
2/10/2024	14:55	58.4		50.9	43.2
2/10/2024	15:00	56.4		44.9	42.1
2/10/2024	15:05	56.0		47.6	42.7
2/10/2024	15:10	52.5		46.4	42.1
2/10/2024	15:15	51.9	58.9	44.5	42.5
2/10/2024	15:20	64.2		47.9	43.4
2/10/2024	15:25	60.8		46.0	44.0
2/10/2024	15:30	50.4		53.3	43.0
2/10/2024	15:35	62.8		48.3	42.9
2/10/2024	15:40	60.8		54.3	45.5
2/10/2024	15:45	52.1	58.8	54.2	44.6
2/10/2024	15:50	57.8		51.6	43.6
2/10/2024	15:55	53.1		48.0	43.7
2/10/2024	16:00	56.6		49.7	46.3
2/10/2024	16:05	50.3		48.4	43.6
2/10/2024	16:10	48.2		51.3	45.2
2/10/2024	16:15	52.6	55.3	57.5	47.2
2/10/2024	16:20	50.4		49.2	43.6
2/10/2024	16:25	60.8		54.9	45.1
2/10/2024	16:30	55.9		51.9	44.9
2/10/2024	16:35	51.1		47.4	42.6
2/10/2024	16:40	54.4		49.0	45.1
2/10/2024	16:45	62.1	56.0	47.5	43.0
2/10/2024	16:50	51.1		52.1	43.6
2/10/2024	16:55	50.3		51.8	44.3
2/10/2024	17:00	51.6		48.5	43.6
2/10/2024	17:05	62.0		46.4	42.3
2/10/2024	17:10	50.9		49.3	43.5
2/10/2024	17:15	55.3	55.8	56.6	44.9
2/10/2024	17:20	52.0		47.7	42.7
2/10/2024	17:25	47.7		46.3	42.4
2/10/2024	17:30	45.6		44.2	41.5
2/10/2024	17:35	50.9		50.2	43.6
2/10/2024	17:40	46.6		70.6	47.6
2/10/2024	17:45	51.8	49.9	50.9	45.1
2/10/2024	17:50	47.8		56.6	43.8
2/10/2024	17:55	48.1		50.2	41.9
2/10/2024	18:00	51.3		46.1	41.9
2/10/2024	18:05	57.4		48.3	43.3
2/10/2024	18:10	52.6		53.3	42.2
2/10/2024	18:15	46.7	53.3	50.1	42.7
2/10/2024	18:20	54.9		47.8	42.1
2/10/2024	18:25	52.1		45.0	41.3
2/10/2024	18:30	43.6		50.6	43.0
2/10/2024	18:35	43.8		45.0	39.4
2/10/2024	18:40	44.2		42.9	39.2
2/10/2024	18:45	46.2		49.3	43.3
2/10/2024	18:50	50.8		42.6	39.8
2/10/2024	18:55	45.5		50.5	41.0
		Mean	58.9		
		Maximum	62.4		
		Minimum	54.2		

Date	Start Time	Leq (5mins)	Leq (30mins)	L10 (5mins)	L90 (5mins)
3/10/2024	7:00	46.4		49.7	41.4
3/10/2024	7:05	53.5		54.6	40.7
3/10/2024	7:10	44.0	48.3	45.7	39.7
3/10/2024	7:15	43.9		45.7	40.6
3/10/2024	7:20	46.7		49.7	40.2
3/10/2024	7:25	45.8		48.9	41.3
3/10/2024	7:30	43.7		44.8	38.6
3/10/2024	7:35	44.7		46.7	41.8
3/10/2024	7:40	43.1	46.1	45.0	40.9
3/10/2024	7:45	43.2		45.4	39.1
3/10/2024	7:50	49.7		54.0	39.4
3/10/2024	7:55	47.5		48.9	40.6
3/10/2024	8:00	47.8		51.0	40.7
3/10/2024	8:05	50.7		53.7	42.6
3/10/2024	8:10	42.9	47.6	44.3	40.1
3/10/2024	8:15	45.8		48.4	41.3
3/10/2024	8:20	49.1		53.8	41.4
3/10/2024	8:25	44.6		46.8	40.7
3/10/2024	8:30	42.8		44.7	39.5
3/10/2024	8:35	45.2		47.8	42.0
3/10/2024	8:40	44.3	46.3	46.1	41.2
3/10/2024	8:45	49.0		52.6	44.1
3/10/2024	8:50	47.3		49.9	43.1
3/10/2024	8:55	46.3		48.1	42.0
3/10/2024	9:00	46.6		49.2	40.9
3/10/2024	9:05	44.2		46.4	41.3
3/10/2024	9:10	44.7	44.9	47.8	39.7
3/10/2024	9:15	44.1		46.1	40.0
3/10/2024	9:20	42.6		45.0	38.8
3/10/2024	9:25	45.9		48.2	39.6
3/10/2024	9:30	42.1		43.2	38.4
3/10/2024	9:35	42.7		44.4	38.3
3/10/2024	9:40	43.3	41.5	46.4	37.6
3/10/2024	9:45	41.1		43.4	37.9
3/10/2024	9:50	40.0		41.1	38.0
3/10/2024	9:55	37.4		38.4	36.5
3/10/2024	10:00	39.3		41.0	36.9
3/10/2024	10:05	46.5		50.8	37.9
3/10/2024	10:10	41.9	48.4	42.6	37.6
3/10/2024	10:15	43.8		44.0	38.2
3/10/2024	10:20	41.7		43.8	38.9
3/10/2024	10:25	54.9		59.5	39.2
3/10/2024	10:30	42.1		43.4	38.7
3/10/2024	10:35	50.4		52.3	37.9
3/10/2024	10:40	46.1	46.9	48.9	38.3
3/10/2024	10:45	49.8		53.3	40.1
3/10/2024	10:50	41.6		43.8	39.5
3/10/2024	10:55	42.2		46.6	36.9
3/10/2024	11:00	38.6		39.8	37.3
3/10/2024	11:05	39.1		40.5	37.2
3/10/2024	11:10	40.9	50.5	42.7	37.4
3/10/2024	11:15	57.9		61.8	38.2
3/10/2024	11:20	42.4		45.0	38.7
3/10/2024	11:25	41.3		42.3	39.7
3/10/2024	11:30	42.5		44.7	38.0
3/10/2024	11:35	42.1		43.9	39.7
3/10/2024	11:40	40.1	43.2	41.9	37.9
3/10/2024	11:45	46.3		51.0	38.2
3/10/2024	11:50	42.1		44.1	38.0
3/10/2024	11:55	43.4		47.4	39.0
3/10/2024	12:00	43.4		45.8	39.8
3/10/2024	12:05	50.4		50.7	42.4
3/10/2024	12:10	53.3	63.5	55.5	42.5
3/10/2024	12:15	50.4		53.5	43.4
3/10/2024	12:20	64.5		66.6	43.2
3/10/2024	12:25	70.1		75.0	48.0
3/10/2024	12:30	51.7		56.2	42.6
3/10/2024	12:35	52.5		57.4	42.1
3/10/2024	12:40	52.4	51.7	55.9	43.3
3/10/2024	12:45	50.4		53.1	42.1
3/10/2024	12:50	53.9		57.8	43.4
3/10/2024	12:55	45.2		46.7	43.2
3/10/2024	13:00	48.4		50.4	45.3
3/10/2024	13:05	47.7		50.3	44.3
3/10/2024	13:10	49.0	49.5	52.2	44.9
3/10/2024	13:15	50.9		52.9	45.6
3/10/2024	13:20	49.1		51.6	46.2
3/10/2024	13:25	50.8		51.5	45.6
3/10/2024	13:30	46.2		47.8	44.4
3/10/2024	13:35	53.6		55.8	45.5
3/10/2024	13:40	53.8	52.9	55.4	46.7
3/10/2024	13:45	50.1		52.5	46.1
3/10/2024	13:50	50.4		52.8	47.0
3/10/2024	13:55	56.6		59.8	48.8
3/10/2024	14:00	51.3		53.9	47.5
3/10/2024	14:05	52.1		54.4	47.5
3/10/2024	14:10	51.7	53.0	54.6	47.4
3/10/2024	14:15	51.4		53.6	47.7
3/10/2024	14:20	53.0		55.8	49.5
3/10/2024	14:25	56.1		57.1	48.7
3/10/2024	14:30	59.1		60.3	50.0
3/10/2024	14:35	51.2		54.0	47.5
3/10/2024	14:40	59.9	59.9	63.0	48.9
3/10/2024	14:45	56.7		61.1	49.5
3/10/2024	14:50	65.2		68.0	49.4
3/10/2024	14:55	50.7		53.0	47.4
3/10/2024	15:00	51.9		53.2	49.3
3/10/2024	15:05	55.6		56.2	52.0
3/10/2024	15:10	54.2	55.7	55.8	52.1
3/10/2024	15:15	54.6		57.1	52.0
3/10/2024	15:20	57.8		58.6	57.1
3/10/2024	15:25	57.5		58.7	56.0
3/10/2024	15:30	57.8		59.0	55.2
3/10/2024	15:35	57.8		59.4	54.7
3/10/2024	15:40	55.5	56.5	56.9	54.0
3/10/2024	15:45	55.4		56.4	50.7
3/10/2024	15:50	54.3		55.9	52.1
3/10/2024	15:55	57.2		58.6	52.4
3/10/2024	16:00	59.3		62.9	53.2
3/10/2024	16:05	73.4		74.4	62.4
3/10/2024	16:10	66.9	67.3	71.5	56.5
3/10/2024	16:15	63.0		64.9	56.8
3/10/2024	16:20	60.1		62.4	53.1
3/10/2024	16:25	62.2		63.2	56.8
3/10/2024	16:30	56.9		58.6	54.9
3/10/2024	16:35	60.3		62.0	56.4
3/10/2024	16:40	57.3	64.6	58.7	56.0
3/10/2024	16:45	60.0		61.9	56.8
3/10/2024	16:50	62.4		66.3	53.2
3/10/2024	16:55	71.0		76.6	56.8
3/10/2024	17:00	57.0		58.7	55.6
3/10/2024	17:05	57.3		59.5	54.3
3/10/2024	17:10	62.0	65.2	65.5	55.7
3/10/2024	17:15	60.7		64.9	52.8
3/10/2024	17:20	65.8		69.2	60.9
3/10/2024	17:25	70.9		71.8	69.9
3/10/2024	17:30	70.0		70.9	69.0
3/10/2024	17:35	72.2		72.5	70.3
3/10/2024	17:40	77.3	73.2	77.5	69.6
3/10/2024	17:45	70.7		71.6	69.3
3/10/2024	17:50	71.2		72.6	67.8
3/10/2024	17:55	72.8		74.0	71.2
3/10/2024	18:00	72.4		73.8	70.6
3/10/2024	18:05	72.4		73.7	67.5
3/10/2024	18:10	71.5	72.2	73.2	68.6
3/10/2024	18:15	73.0		74.2	71.7
3/10/2024	18:20	71.7		72.8	70.2
3/10/2024	18:25	71.8		73.1	68.7
3/10/2024	18:30	68.4		72.5	62.6
3/10/2024	18:35	72.8		74.3	70.9
3/10/2024	18:40	70.5	72.3	73.3	66.5
3/10/2024	18:45	72.5		73.8	71.2
3/10/2024	18:50	74.0		75.1	72.0
3/10/2024	18:55	73.2		74.2	71.8
		Mean	55.0		
		Maximum	73.2		
		Minimum	41.5		

Station: CM27a

Date	Start Time	Leq (5mins)	Leq (30mins)	L10 (5mins)	L90 (5mins)
4/10/2024	7:00	42.0		43.4	40.5
4/10/2024	7:05	44.7		44.8	41.0
4/10/2024	7:10	38.6	41.3	39.8	37.1
4/10/2024	7:15	40.1		41.4	38.4
4/10/2024	7:20	40.4		42.6	38.0
4/10/2024	7:25	38.6		39.8	37.1
4/10/2024	7:30	41.2		42.5	38.9
4/10/2024	7:35	40.9		42.4	38.8
4/10/2024	7:40	39.2	40.4	41.0	37.6
4/10/2024	7:45	39.8		42.5	37.0
4/10/2024	7:50	40.0		42.6	37.4
4/10/2024	7:55	41.1		42.7	37.4
4/10/2024	8:00	41.4		44.4	37.5
4/10/2024	8:05	40.8		42.7	37.5
4/10/2024	8:10	50.9	45.5	53.8	40.3
4/10/2024	8:15	45.3		49.3	39.3
4/10/2024	8:20	42.9		45.4	38.5
4/10/2024	8:25	40.6		43.2	37.0
4/10/2024	8:30	42.3		46.2	38.6
4/10/2024	8:35	38.7		40.0	37.1
4/10/2024	8:40	42.5	41.1	45.3	37.1
4/10/2024	8:45	40.7		43.4	37.6
4/10/2024	8:50	41.8		43.2	40.6
4/10/2024	8:55	39.2		40.5	37.9
4/10/2024	9:00	40.9		42.7	38.8
4/10/2024	9:05	39.8		41.4	36.4
4/10/2024	9:10	41.0	39.7	42.9	39.0
4/10/2024	9:15	39.0		40.7	37.2
4/10/2024	9:20	37.7		39.0	36.6
4/10/2024	9:25	38.8		40.7	36.6
4/10/2024	9:30	40.4		42.8	37.8
4/10/2024	9:35	40.3		42.0	38.7
4/10/2024	9:40	39.4	39.8	40.7	37.6
4/10/2024	9:45	39.2		41.8	36.6
4/10/2024	9:50	39.3		41.6	37.1
4/10/2024	9:55	39.8		41.3	37.6
4/10/2024	10:00	38.9		39.9	37.8
4/10/2024	10:05	37.8		39.5	36.7
4/10/2024	10:10	38.1	40.7	40.0	36.5
4/10/2024	10:15	41.5		43.7	38.6
4/10/2024	10:20	42.4		43.5	41.4
4/10/2024	10:25	42.9		44.1	41.7
4/10/2024	10:30	43.1		44.4	41.8
4/10/2024	10:35	42.8		44.2	41.4
4/10/2024	10:40	41.7	42.2	42.2	41.3
4/10/2024	10:45	41.4		42.1	40.8
4/10/2024	10:50	41.0		41.7	40.4
4/10/2024	10:55	42.5		43.5	41.6
4/10/2024	11:00	42.1		43.2	41.4
4/10/2024	11:05	41.2		41.8	40.6
4/10/2024	11:10	41.3	41.6	42.2	40.7
4/10/2024	11:15	42.2		43.2	41.0
4/10/2024	11:20	40.8		41.0	39.8
4/10/2024	11:25	42.1		43.4	40.6
4/10/2024	11:30	42.0		42.9	41.3
4/10/2024	11:35	43.6		44.7	41.5
4/10/2024	11:40	41.4	54.0	42.5	40.7
4/10/2024	11:45	58.6		64.1	40.3
4/10/2024	11:50	56.0		59.3	43.6
4/10/2024	11:55	55.0		58.3	45.4
4/10/2024	12:00	53.2		57.6	45.2
4/10/2024	12:05	53.0		57.0	43.7
4/10/2024	12:10	55.1	65.4	61.3	40.7
4/10/2024	12:15	56.6		58.1	42.4
4/10/2024	12:20	59.9		64.0	41.8
4/10/2024	12:25	72.7		77.0	44.4
4/10/2024	12:30	53.3		55.4	50.2
4/10/2024	12:35	52.7		55.3	48.8
4/10/2024	12:40	52.1	58.0	53.7	48.7
4/10/2024	12:45	61.9		66.8	51.9
4/10/2024	12:50	61.9		66.4	49.9
4/10/2024	12:55	52.0		55.5	48.2
4/10/2024	13:00	50.1		51.4	47.8
4/10/2024	13:05	57.5		60.0	50.8
4/10/2024	13:10	57.7	55.2	60.3	47.8
4/10/2024	13:15	52.4		54.8	49.4
4/10/2024	13:20	54.5		58.2	50.6
4/10/2024	13:25	54.5		57.4	51.2
4/10/2024	13:30	54.0		56.9	50.7
4/10/2024	13:35	60.4		65.4	50.2
4/10/2024	13:40	53.3	57.0	55.3	51.0
4/10/2024	13:45	57.9		58.4	51.0
4/10/2024	13:50	54.5		55.8	51.9
4/10/2024	13:55	57.4		60.0	52.0
4/10/2024	14:00	54.8		56.4	51.7
4/10/2024	14:05	59.8		63.1	51.4
4/10/2024	14:10	59.5	57.3	60.4	49.9
4/10/2024	14:15	56.7		57.0	51.1
4/10/2024	14:20	56.1		57.8	50.5
4/10/2024	14:25	52.2		53.9	50.2
4/10/2024	14:30	58.6		60.4	49.2
4/10/2024	14:35	53.0		55.8	49.1
4/10/2024	14:40	59.9	57.4	64.4	49.8
4/10/2024	14:45	59.6		60.8	51.2
4/10/2024	14:50	53.0		55.8	49.9
4/10/2024	14:55	54.0		54.3	49.6
4/10/2024	15:00	53.0		55.3	50.3
4/10/2024	15:05	55.9		56.4	49.9
4/10/2024	15:10	56.0	55.9	57.8	49.2
4/10/2024	15:15	57.6		60.8	51.1
4/10/2024	15:20	56.0		58.1	49.2
4/10/2024	15:25	55.9		57.1	50.5
4/10/2024	15:30	61.6		63.4	51.3
4/10/2024	15:35	65.8		68.6	49.9
4/10/2024	15:40	63.0	61.3	67.8	49.4
4/10/2024	15:45	52.9		56.1	49.6
4/10/2024	15:50	54.7		57.3	46.7
4/10/2024	15:55	54.9		56.2	46.5
4/10/2024	16:00	47.9		49.3	45.6
4/10/2024	16:05	53.1		53.5	46.2
4/10/2024	16:10	54.5	65.4	57.1	48.5
4/10/2024	16:15	53.0		55.5	47.8
4/10/2024	16:20	56.6		57.0	47.8
4/10/2024	16:25	72.9		76.9	53.6
4/10/2024	16:30	53.2		54.5	47.5
4/10/2024	16:35	53.5		54.5	47.4
4/10/2024	16:40	65.8	59.3	65.9	47.9
4/10/2024	16:45	54.2		58.6	46.8
4/10/2024	16:50	54.2		58.8	47.0
4/10/2024	16:55	54.8		58.6	46.1
4/10/2024	17:00	59.2		63.5	46.8
4/10/2024	17:05	57.8		59.0	48.5
4/10/2024	17:10	51.4	57.7	52.9	48.5
4/10/2024	17:15	62.8		65.9	50.7
4/10/2024	17:20	45.5		46.7	43.4
4/10/2024	17:25	46.7		48.6	44.5
4/10/2024	17:30	46.5		47.3	44.3
4/10/2024	17:35	46.8		47.9	44.3
4/10/2024	17:40	47.5	52.6	50.8	43.8
4/10/2024	17:45	46.7		49.0	43.5
4/10/2024	17:50	50.2		52.5	45.9
4/10/2024	17:55	59.0		61.0	54.5
4/10/2024	18:00	52.6		54.4	46.3
4/10/2024	18:05	55.3		60.3	44.0
4/10/2024	18:10	50.0	50.6	51.3	43.4
4/10/2024	18:15	43.8		45.8	41.4
4/10/2024	18:20	43.3		44.5	41.9
4/10/2024	18:25	43.3		44.1	41.6
4/10/2024	18:30	43.5		44.3	42.0
4/10/2024	18:35	45.1		46.9	42.8
4/10/2024	18:40	49.3	48.0	53.1	42.9
4/10/2024	18:45	44.5		45.0	42.7
4/10/2024	18:50	44.3		44.6	42.1
4/10/2024	18:55	52.7		53.1	42.5
		Mean	51.1		
		Maximum	65.4		
		Minimum	39.7		

Date	Start Time	Leq (5mins)	Leq (30mins)	L10 (5mins)	L90 (5mins)
5/10/2024	7:00	51.5		53.5	48.6
5/10/2024	7:05	56.2		58.7	49.0
5/10/2024	7:10	54.2	55.3	55.4	48.3
5/10/2024	7:15	60.0		64.8	48.7
5/10/2024	7:20	50.7		52.9	48.1
5/10/2024	7:25	50.1		50.7	47.9
5/10/2024	7:30	56.4		57.9	49.0
5/10/2024	7:35	56.5		58.5	49.8
5/10/2024	7:40	54.4	55.4	56.5	48.2
5/10/2024	7:45	57.1		57.6	48.6
5/10/2024	7:50	53.1		55.1	48.5
5/10/2024	7:55	53.2		54.5	51.8
5/10/2024	8:00	56.6		60.1	52.5
5/10/2024	8:05	53.7		55.0	52.0
5/10/2024	8:10	57.4	58.1	58.2	56.1
5/10/2024	8:15	58.2		59.5	57.2
5/10/2024	8:20	57.2		59.0	55.4
5/10/2024	8:25	61.6		63.6	55.0
5/10/2024	8:30	55.4		57.3	53.8
5/10/2024	8:35	58.9		61.7	53.7
5/10/2024	8:40	55.8	67.3	57.6	51.1
5/10/2024	8:45	57.4		58.6	52.5
5/10/2024	8:50	74.3		79.3	60.3
5/10/2024	8:55	64.9		65.7	56.9
5/10/2024	9:00	62.9		64.5	60.1
5/10/2024	9:05	59.8		63.0	55.9
5/10/2024	9:10	57.2	60.0	58.6	55.6
5/10/2024	9:15	61.2		62.6	54.0
5/10/2024	9:20	56.9		58.4	55.5
5/10/2024	9:25	59.2		61.2	56.0
5/10/2024	9:30	60.2		61.8	56.4
5/10/2024	9:35	59.6		61.1	54.9
5/10/2024	9:40	61.1	59.6	61.9	52.3
5/10/2024	9:45	59.7		62.0	56.0
5/10/2024	9:50	57.3		58.7	55.9
5/10/2024	9:55	59.1		59.7	55.9
5/10/2024	10:00	67.5		69.6	57.3
5/10/2024	10:05	65.7		69.5	56.1
5/10/2024	10:10	59.0	68.4	61.6	54.1
5/10/2024	10:15	70.3		72.3	67.6
5/10/2024	10:20	69.6		70.8	67.8
5/10/2024	10:25	70.5		71.2	69.6
5/10/2024	10:30	77.0		77.3	69.0
5/10/2024	10:35	71.0		71.9	70.2
5/10/2024	10:40	71.7	73.2	72.6	70.3
5/10/2024	10:45	71.1		72.7	68.9
5/10/2024	10:50	72.8		73.9	70.8
5/10/2024	10:55	72.0		73.2	69.2
5/10/2024	11:00	72.6		73.8	71.4
5/10/2024	11:05	71.4		73.0	67.7
5/10/2024	11:10	71.3	72.1	72.4	69.5
5/10/2024	11:15	72.5		73.7	70.7
5/10/2024	11:20	72.1		74.1	65.8
5/10/2024	11:25	72.6		73.9	71.2
5/10/2024	11:30	73.3		74.2	72.0
5/10/2024	11:35	69.7		71.6	65.6
5/10/2024	11:40	72.8	72.4	74.0	71.0
5/10/2024	11:45	73.0		74.9	69.8
5/10/2024	11:50	73.5		74.6	72.0
5/10/2024	11:55	70.5		74.1	63.8
5/10/2024	12:00	63.5		65.6	61.8
5/10/2024	12:05	62.2		62.6	61.8
5/10/2024	12:10	62.5	61.9	62.8	61.1
5/10/2024	12:15	60.4		61.4	59.2
5/10/2024	12:20	61.9		64.3	59.4
5/10/2024	12:25	60.1		60.4	59.0
5/10/2024	12:30	60.6		61.5	59.0
5/10/2024	12:35	59.5		60.0	59.1
5/10/2024	12:40	60.6	63.8	61.7	59.1
5/10/2024	12:45	60.2		60.3	59.1
5/10/2024	12:50	60.8		61.6	59.2
5/10/2024	12:55	69.6		72.0	59.3
5/10/2024	13:00	59.3		59.7	58.9
5/10/2024	13:05	68.7		69.2	59.1
5/10/2024	13:10	60.1	63.2	61.4	58.9
5/10/2024	13:15	59.9		60.1	58.9
5/10/2024	13:20	59.7		60.3	59.1
5/10/2024	13:25	61.4		63.8	59.1
5/10/2024	13:30	59.8		60.1	59.1
5/10/2024	13:35	61.2		61.3	58.9
5/10/2024	13:40	60.5	60.5	61.1	59.2
5/10/2024	13:45	63.4		66.5	50.1
5/10/2024	13:50	58.2		59.0	48.8
5/10/2024	13:55	56.9		57.2	49.5
5/10/2024	14:00	49.9		52.7	46.6
5/10/2024	14:05	49.3		52.3	46.1
5/10/2024	14:10	56.2	55.2	57.7	46.3
5/10/2024	14:15	49.4		51.0	45.9
5/10/2024	14:20	58.3		59.7	47.6
5/10/2024	14:25	58.1		62.8	47.2
5/10/2024	14:30	51.3		53.5	47.3
5/10/2024	14:35	51.5		53.6	46.3
5/10/2024	14:40	57.2	56.7	60.5	47.5
5/10/2024	14:45	56.4		59.7	47.6
5/10/2024	14:50	61.0		64.6	49.1
5/10/2024	14:55	55.2		57.0	47.7
5/10/2024	15:00	57.6		60.4	48.9
5/10/2024	15:05	50.7		53.5	47.2
5/10/2024	15:10	50.7	54.4	53.3	47.5
5/10/2024	15:15	48.7		49.6	47.6
5/10/2024	15:20	55.0		60.3	47.8
5/10/2024	15:25	56.7		59.3	46.6
5/10/2024	15:30	53.4		55.4	45.8
5/10/2024	15:35	55.3		58.7	46.7
5/10/2024	15:40	48.8	56.8	50.9	46.4
5/10/2024	15:45	55.7		59.1	45.2
5/10/2024	15:50	55.7		60.1	48.9
5/10/2024	15:55	61.8		66.2	49.7
5/10/2024	16:00	59.9		63.9	47.6
5/10/2024	16:05	57.4		59.9	45.6
5/10/2024	16:10	56.5	58.7	59.8	47.4
5/10/2024	16:15	61.4		63.6	45.4
5/10/2024	16:20	54.7		57.8	46.7
5/10/2024	16:25	59.1		59.8	46.2
5/10/2024	16:30	61.9		64.2	46.9
5/10/2024	16:35	61.2		66.3	50.8
5/10/2024	16:40	56.2	58.3	59.2	50.2
5/10/2024	16:45	58.1		60.0	50.4
5/10/2024	16:50	50.2		52.6	43.3
5/10/2024	16:55	45.0		46.4	42.5
5/10/2024	17:00	44.9		45.3	42.2
5/10/2024	17:05	49.1		54.4	41.8
5/10/2024	17:10	54.9	49.4	60.0	43.1
5/10/2024	17:15	46.6		49.7	42.7
5/10/2024	17:20	45.1		45.3	41.2
5/10/2024	17:25	42.5		43.7	41.6
5/10/2024	17:30	42.9		43.4	41.1
5/10/2024	17:35	45.7		53.4	41.5
5/10/2024	17:40	44.2	56.8	45.8	42.3
5/10/2024	17:45	62.2		65.0	42.1
5/10/2024	17:50	58.8		61.9	43.0
5/10/2024	17:55	55.4		60.8	42.9
5/10/2024	18:00	42.8		43.7	41.8
5/10/2024	18:05	47.5		50.6	42.0
5/10/2024	18:10	45.7	44.6	46.0	42.2
5/10/2024	18:15	42.6		43.9	41.2
5/10/2024	18:20	43.1		43.9	41.5
5/10/2024	18:25	43.2		45.6	40.1
5/10/2024	18:30	41.3		42.6	40.1
5/10/2024	18:35	41.1		43.1	38.9
5/10/2024	18:40	54.7	49.5	54.9	40.7
5/10/2024	18:45	49.1		49.5	39.9
5/10/2024	18:50	41.5		42.1	39.1
5/10/2024	18:55	50.9		55.3	39.8
		Mean	59.7		
		Maximum	73.2		
		Minimum	44.6		

Station: CM27a

Date	Start Time	Leq (5mins)	Leq (30mins)	L10 (5mins)	L90 (5mins)
6/10/2024	7:00	53.0		56.0	47.2
6/10/2024	7:05	64.2		67.2	56.4
6/10/2024	7:10	75.1	68.0	78.5	55.9
6/10/2024	7:15	47.8		48.8	45.3
6/10/2024	7:20	64.2		68.2	47.1
6/10/2024	7:25	50.8		53.2	45.4
6/10/2024	7:30	56.6		63.1	45.2
6/10/2024	7:35	59.9		64.0	45.3
6/10/2024	7:40	52.5	62.7	52.9	44.9
6/10/2024	7:45	61.3		62.4	45.9
6/10/2024	7:50	65.8		69.3	52.9
6/10/2024	7:55	66.5		69.6	58.4
6/10/2024	8:00	63.0		66.9	45.4
6/10/2024	8:05	47.1		49.2	44.0
6/10/2024	8:10	60.9	58.5	66.3	46.6
6/10/2024	8:15	54.2		57.4	50.2
6/10/2024	8:20	55.7		58.1	52.7
6/10/2024	8:25	55.2		57.7	52.4
6/10/2024	8:30	60.0		61.6	53.3
6/10/2024	8:35	57.5		60.1	53.6
6/10/2024	8:40	56.5	57.9	58.9	53.0
6/10/2024	8:45	57.9		60.5	53.6
6/10/2024	8:50	58.1		61.5	53.2
6/10/2024	8:55	56.6		59.8	53.1
6/10/2024	9:00	60.0		63.8	54.3
6/10/2024	9:05	58.1		61.0	54.2
6/10/2024	9:10	57.9	59.1	60.9	53.2
6/10/2024	9:15	59.8		62.0	55.1
6/10/2024	9:20	59.9		62.3	55.8
6/10/2024	9:25	58.3		61.1	54.3
6/10/2024	9:30	56.4		58.7	53.4
6/10/2024	9:35	65.9		69.1	56.1
6/10/2024	9:40	59.5	61.2	61.8	55.9
6/10/2024	9:45	57.8		60.0	54.9
6/10/2024	9:50	57.3		59.8	54.3
6/10/2024	9:55	61.7		66.0	54.4
6/10/2024	10:00	58.1		59.7	54.3
6/10/2024	10:05	57.0		58.9	53.8
6/10/2024	10:10	56.4	57.2	59.0	53.9
6/10/2024	10:15	57.8		60.1	53.4
6/10/2024	10:20	56.5		58.1	49.3
6/10/2024	10:25	57.0		58.4	54.2
6/10/2024	10:30	57.2		59.8	50.2
6/10/2024	10:35	56.9		58.8	53.6
6/10/2024	10:40	55.6	56.1	57.6	52.6
6/10/2024	10:45	56.6		58.4	53.5
6/10/2024	10:50	54.2		56.1	51.3
6/10/2024	10:55	55.6		58.6	52.5
6/10/2024	11:00	51.5		56.1	46.2
6/10/2024	11:05	61.0		63.7	45.1
6/10/2024	11:10	45.8	55.9	46.6	44.9
6/10/2024	11:15	48.1		50.7	46.1
6/10/2024	11:20	47.9		49.5	46.0
6/10/2024	11:25	58.9		60.6	46.5
6/10/2024	11:30	47.8		49.1	44.8
6/10/2024	11:35	51.6		56.1	45.2
6/10/2024	11:40	62.1	65.2	65.6	47.0
6/10/2024	11:45	48.9		50.4	45.4
6/10/2024	11:50	53.3		56.9	46.3
6/10/2024	11:55	72.5		73.6	47.8
6/10/2024	12:00	54.8		58.4	45.9
6/10/2024	12:05	51.0		52.5	45.0
6/10/2024	12:10	58.9	56.9	60.5	45.8
6/10/2024	12:15	60.8		65.5	44.0
6/10/2024	12:20	55.1		66.6	45.1
6/10/2024	12:25	52.5		55.5	46.1
6/10/2024	12:30	63.8		67.6	46.2
6/10/2024	12:35	48.7		50.8	44.4
6/10/2024	12:40	64.0		67.0	47.7
6/10/2024	12:45	52.6		56.0	44.1
6/10/2024	12:50	58.1		60.8	49.2
6/10/2024	12:55	55.9		59.8	44.0
6/10/2024	13:00	54.9		56.6	46.7
6/10/2024	13:05	56.8		61.2	46.4
6/10/2024	13:10	61.6	56.3	61.8	46.8
6/10/2024	13:15	49.8		52.3	45.7
6/10/2024	13:20	49.1		51.9	45.4
6/10/2024	13:25	52.3		57.5	44.3
6/10/2024	13:30	57.8		62.7	45.9
6/10/2024	13:35	60.5		64.6	48.1
6/10/2024	13:40	60.6	59.5	64.0	45.9
6/10/2024	13:45	62.8		66.3	53.8
6/10/2024	13:50	52.6		57.6	45.5
6/10/2024	13:55	56.1		60.6	45.5
6/10/2024	14:00	59.0		63.4	45.4
6/10/2024	14:05	60.1		62.5	46.3
6/10/2024	14:10	66.0	60.6	69.3	58.5
6/10/2024	14:15	48.7		52.2	44.3
6/10/2024	14:20	56.6		58.5	50.9
6/10/2024	14:25	57.0		60.0	52.6
6/10/2024	14:30	57.1		60.1	53.4
6/10/2024	14:35	57.4		60.4	53.5
6/10/2024	14:40	59.0	58.6	62.5	53.8
6/10/2024	14:45	59.5		63.1	54.3
6/10/2024	14:50	60.0		63.0	55.1
6/10/2024	14:55	57.8		60.8	53.5
6/10/2024	15:00	63.4		67.1	54.9
6/10/2024	15:05	59.4		60.3	54.7
6/10/2024	15:10	64.7	61.1	68.8	54.6
6/10/2024	15:15	56.6		58.4	53.8
6/10/2024	15:20	56.9		59.7	53.0
6/10/2024	15:25	58.5		61.4	53.9
6/10/2024	15:30	57.0		59.1	53.9
6/10/2024	15:35	57.5		59.8	54.0
6/10/2024	15:40	54.8	59.8	58.1	48.3
6/10/2024	15:45	65.9		67.5	45.6
6/10/2024	15:50	51.0		54.3	45.9
6/10/2024	15:55	55.6		56.6	46.4
6/10/2024	16:00	61.8		64.6	45.5
6/10/2024	16:05	48.0		49.7	45.4
6/10/2024	16:10	67.3	61.5	69.6	46.8
6/10/2024	16:15	54.7		56.9	45.1
6/10/2024	16:20	58.1		60.3	44.2
6/10/2024	16:25	58.1		59.0	46.5
6/10/2024	16:30	54.8		55.2	44.6
6/10/2024	16:35	57.5		58.9	44.3
6/10/2024	16:40	57.6	55.7	62.1	44.3
6/10/2024	16:45	57.3		61.9	44.9
6/10/2024	16:50	53.5		56.6	44.4
6/10/2024	16:55	46.5		50.0	43.4
6/10/2024	17:00	46.9		47.7	43.3
6/10/2024	17:05	50.8		55.5	43.9
6/10/2024	17:10	45.2	60.4	45.8	44.0
6/10/2024	17:15	66.1		68.7	59.3
6/10/2024	17:20	60.7		66.4	48.0
6/10/2024	17:25	60.8		64.5	44.0
6/10/2024	17:30	44.4		45.8	41.9
6/10/2024	17:35	59.6		62.8	46.3
6/10/2024	17:40	56.2	55.3	57.5	43.4
6/10/2024	17:45	45.3		46.6	42.3
6/10/2024	17:50	52.9		55.9	44.2
6/10/2024	17:55	56.4		61.1	44.2
6/10/2024	18:00	50.9		51.3	43.7
6/10/2024	18:05	47.4		53.3	42.7
6/10/2024	18:10	44.2	48.8	44.6	42.2
6/10/2024	18:15	51.3		51.4	42.7
6/10/2024	18:20	49.8		50.7	42.2
6/10/2024	18:25	43.6		44.7	42.3
6/10/2024	18:30	43.0		44.9	40.6
6/10/2024	18:35	43.7		45.4	41.2
6/10/2024	18:40	45.0	44.2	46.7	41.9
6/10/2024	18:45	45.2		48.4	41.4
6/10/2024	18:50	43.4		45.8	41.4
6/10/2024	18:55	44.3		45.4	42.5
		Mean	58.3		
		Maximum	68.0		
		Minimum	44.2		

Date	Start Time	Leq (5mins)	Leq (30mins)	L10 (5mins)	L90 (5mins)
7/10/2024	7:00	50.8		53.2	45.6
7/10/2024	7:05	49.1		51.7	45.4
7/10/2024	7:10	51.3	54.0	55.2	43.4
7/10/2024	7:15	56.2		57.8	46.1
7/10/2024	7:20	50.4		53.8	45.3
7/10/2024	7:25	58.1		58.2	54.5
7/10/2024	7:30	60.3		61.4	59.0
7/10/2024	7:35	55.2		57.0	50.8
7/10/2024	7:40	62.6	62.6	64.7	54.5
7/10/2024	7:45	68.1		68.5	48.4
7/10/2024	7:50	57.3		59.9	53.6
7/10/2024	7:55	58.1		60.0	53.0
7/10/2024	8:00	63.9		64.1	55.8
7/10/2024	8:05	56.5		58.6	53.9
7/10/2024	8:10	63.5	60.6	65.0	60.1
7/10/2024	8:15	59.2		59.5	52.7
7/10/2024	8:20	56.9		58.5	51.7
7/10/2024	8:25	56.6		59.1	52.4
7/10/2024	8:30	56.7		58.8	53.4
7/10/2024	8:35	58.7		61.4	55.5
7/10/2024	8:40	60.7	59.0	63.0	56.5
7/10/2024	8:45	58.2		60.4	55.7
7/10/2024	8:50	57.2		59.2	54.4
7/10/2024	8:55	60.6		63.4	55.5
7/10/2024	9:00	59.0		59.9	53.8
7/10/2024	9:05	57.2		57.3	53.1
7/10/2024	9:10	52.3	59.3	54.3	50.2
7/10/2024	9:15	63.5		66.7	52.8
7/10/2024	9:20	55.1		56.5	52.0
7/10/2024	9:25	60.1		63.0	54.0
7/10/2024	9:30	71.2		74.2	52.4
7/10/2024	9:35	62.5		62.6	58.5
7/10/2024	9:40	67.6	66.0	69.8	59.1
7/10/2024	9:45	60.0		61.5	57.9
7/10/2024	9:50	60.5		61.4	58.9
7/10/2024	9:55	59.9		61.1	57.6
7/10/2024	10:00	54.2		55.3	45.2
7/10/2024	10:05	46.9		47.8	45.5
7/10/2024	10:10	55.0	53.3	55.7	46.4
7/10/2024	10:15	54.8		57.6	46.1
7/10/2024	10:20	53.2		53.3	46.5
7/10/2024	10:25	51.2		51.9	45.4
7/10/2024	10:30	60.6		67.0	45.3
7/10/2024	10:35	49.3		51.3	44.9
7/10/2024	10:40	52.5	59.1	53.2	46.9
7/10/2024	10:45	63.2		67.0	50.0
7/10/2024	10:50	60.0		62.6	47.8
7/10/2024	10:55	55.8		60.3	46.1
7/10/2024	11:00	59.7		64.4	45.0
7/10/2024	11:05	50.3		54.4	44.8
7/10/2024	11:10	55.5	55.9	58.9	44.1
7/10/2024	11:15	51.5		54.4	45.0
7/10/2024	11:20	58.5		60.8	47.7
7/10/2024	11:25	49.7		51.1	46.3
7/10/2024	11:30	48.2		48.8	45.4
7/10/2024	11:35	49.0		51.9	43.7
7/10/2024	11:40	48.0	49.7	51.9	44.0
7/10/2024	11:45	48.3		52.1	43.9
7/10/2024	11:50	52.0		55.3	44.2
7/10/2024	11:55	51.0		54.0	45.4
7/10/2024	12:00	49.1		52.5	44.8
7/10/2024	12:05	57.3		59.5	43.6
7/10/2024	12:10	52.5	58.0	55.2	46.5
7/10/2024	12:15	56.2		56.6	46.4
7/10/2024	12:20	60.0		60.7	46.1
7/10/2024	12:25	61.9		63.5	51.4
7/10/2024	12:30	50.5		53.1	45.3
7/10/2024	12:35	54.5		56.0	44.9
7/10/2024	12:40	51.9	54.8	53.0	44.4
7/10/2024	12:45	49.6		52.8	45.2
7/10/2024	12:50	59.7		62.2	45.4
7/10/2024	12:55	54.1		57.7	44.5
7/10/2024	13:00	55.9		57.3	45.5
7/10/2024	13:05	49.6		50.2	43.9
7/10/2024	13:10	56.4	53.8	58.7	46.8
7/10/2024	13:15	54.0		54.1	45.4
7/10/2024	13:20	52.9		53.3	44.2
7/10/2024	13:25	49.4		52.7	45.2
7/10/2024	13:30	61.0		66.3	46.7
7/10/2024	13:35	57.0		57.2	44.1
7/10/2024	13:40	60.5	58.7	65.7	44.1
7/10/2024	13:45	48.7		50.5	45.3
7/10/2024	13:50	60.2		62.4	48.5
7/10/2024	13:55	56.1		58.5	45.6
7/10/2024	14:00	58.0		62.6	46.5
7/10/2024	14:05	63.0		69.2	53.8
7/10/2024	14:10	58.0	59.0	59.5	53.4
7/10/2024	14:15	56.2		58.8	53.0
7/10/2024	14:20	57.9		61.3	53.7
7/10/2024	14:25	56.8		59.8	53.6
7/10/2024	14:30	56.4		58.5	52.3
7/10/2024	14:35	55.0		57.4	52.2
7/10/2024	14:40	57.0	56.5	59.3	52.8
7/10/2024	14:45	56.2		58.3	52.6
7/10/2024	14:50	55.7		58.5	52.3
7/10/2024	14:55	57.9		60.5	52.6
7/10/2024	15:00	58.5		60.2	52.1
7/10/2024	15:05	58.1		60.4	45.5
7/10/2024	15:10	50.5	55.0	52.1	44.1
7/10/2024	15:15	48.8		50.2	44.6
7/10/2024	15:20	54.2		56.9	46.8
7/10/2024	15:25	50.4		53.5	45.5
7/10/2024	15:30	64.5		65.8	61.6
7/10/2024	15:35	67.7		70.7	61.6
7/10/2024	15:40	64.4	64.4	66.4	61.0
7/10/2024	15:45	65.5		68.0	61.3
7/10/2024	15:50	51.8		54.8	47.8
7/10/2024	15:55	61.6		64.6	53.4
7/10/2024	16:00	56.8		59.0	53.3
7/10/2024	16:05	56.3		57.8	54.5
7/10/2024	16:10	56.8	58.5	58.6	54.4
7/10/2024	16:15	57.6		58.1	54.0
7/10/2024	16:20	60.3		61.5	55.3
7/10/2024	16:25	61.0		63.1	53.8
7/10/2024	16:30	46.0		47.5	43.1
7/10/2024	16:35	62.3		65.8	44.2
7/10/2024	16:40	57.5	57.4	57.7	45.4
7/10/2024	16:45	47.3		50.3	43.3
7/10/2024	16:50	59.5		62.8	43.7
7/10/2024	16:55	47.1		48.7	43.7
7/10/2024	17:00	60.5		63.7	43.6
7/10/2024	17:05	43.8		45.4	42.3
7/10/2024	17:10	60.1	60.4	61.4	43.5
7/10/2024	17:15	46.9		47.4	42.4
7/10/2024	17:20	61.7		62.2	43.7
7/10/2024	17:25	64.7		66.2	43.0
7/10/2024	17:30	53.4		53.5	42.4
7/10/2024	17:35	43.7		45.3	41.9
7/10/2024	17:40	45.6	47.7	46.8	42.6
7/10/2024	17:45	43.1		44.3	41.6
7/10/2024	17:50	42.4		44.1	41.0
7/10/2024	17:55	45.3		47.8	41.5
7/10/2024	18:00	42.3		43.4	40.5
7/10/2024	18:05	44.4		46.7	41.5
7/10/2024	18:10	43.2	44.3	44.6	41.2
7/10/2024	18:15	45.8		47.9	42.0
7/10/2024	18:20	45.6		46.9	41.8
7/10/2024	18:25	43.7		45.1	42.3
7/10/2024	18:30	44.1		45.8	42.0
7/10/2024	18:35	43.0		44.3	41.3
7/10/2024	18:40	47.6	47.5	53.2	41.8
7/10/2024	18:45	46.7		47.8	42.2
7/10/2024	18:50	51.9		52.1	43.0
7/10/2024	18:55	44.9		47.4	41.8
		Mean	56.5		
		Maximum	66.0		
		Minimum	44.3		

Station: CM27a

Date	Start Time	Leq (5mins)	Leq (30mins)	L10 (5mins)	L90 (5mins)
8/10/2024	7:00	47.6		50.2	44.1
8/10/2024	7:05	49.3		51.7	45.0
8/10/2024	7:10	58.2	55.3	62.3	46.7
8/10/2024	7:15	57.8		60.1	45.7
8/10/2024	7:20	55.3		58.4	44.8
8/10/2024	7:25	54.8		57.0	46.4
8/10/2024	7:30	59.0		63.2	46.1
8/10/2024	7:35	53.9		58.0	45.6
8/10/2024	7:40	53.0	55.5	54.1	45.1
8/10/2024	7:45	55.2		58.3	46.9
8/10/2024	7:50	51.0		54.1	46.4
8/10/2024	7:55	56.2		57.3	45.6
8/10/2024	8:00	48.9		51.7	45.8
8/10/2024	8:05	49.6		51.7	46.8
8/10/2024	8:10	49.1	53.3	50.7	46.2
8/10/2024	8:15	57.3		61.8	46.4
8/10/2024	8:20	54.6		59.2	47.1
8/10/2024	8:25	53.4		56.3	47.3
8/10/2024	8:30	53.2		53.9	46.0
8/10/2024	8:35	49.2		51.9	45.7
8/10/2024	8:40	50.9	56.4	54.2	47.3
8/10/2024	8:45	52.6		55.5	47.8
8/10/2024	8:50	59.9		61.9	56.4
8/10/2024	8:55	60.3		62.0	55.3
8/10/2024	9:00	50.3		51.7	47.0
8/10/2024	9:05	53.1		54.3	47.2
8/10/2024	9:10	51.9	52.7	55.5	46.8
8/10/2024	9:15	56.3		61.1	47.4
8/10/2024	9:20	49.3		51.3	46.7
8/10/2024	9:25	51.4		51.8	45.3
8/10/2024	9:30	49.3		51.3	47.0
8/10/2024	9:35	66.0		68.9	47.7
8/10/2024	9:40	51.9	62.4	54.2	47.2
8/10/2024	9:45	58.8		61.7	52.7
8/10/2024	9:50	67.3		70.6	56.0
8/10/2024	9:55	50.9		53.8	46.0
8/10/2024	10:00	48.7		50.9	45.6
8/10/2024	10:05	49.8		52.7	45.7
8/10/2024	10:10	51.3	55.2	51.4	45.7
8/10/2024	10:15	59.5		61.4	46.3
8/10/2024	10:20	55.1		56.7	46.3
8/10/2024	10:25	56.7		57.8	51.2
8/10/2024	10:30	62.4		64.1	55.2
8/10/2024	10:35	68.7		70.5	51.4
8/10/2024	10:40	52.2	62.1	53.9	50.3
8/10/2024	10:45	52.0		53.9	49.9
8/10/2024	10:50	52.6		53.4	47.7
8/10/2024	10:55	50.4		53.6	44.5
8/10/2024	11:00	59.8		63.8	46.3
8/10/2024	11:05	56.9		58.6	44.5
8/10/2024	11:10	49.4	57.0	52.7	45.8
8/10/2024	11:15	50.5		53.9	47.2
8/10/2024	11:20	59.4		61.9	55.3
8/10/2024	11:25	57.2		59.1	51.2
8/10/2024	11:30	62.1		66.6	52.7
8/10/2024	11:35	49.7		51.8	47.2
8/10/2024	11:40	60.4		64.7	46.9
8/10/2024	11:48	56.2		57.8	54.2
8/10/2024	11:53	57.5		58.3	53.8
8/10/2024	11:58	60.4	59.7	60.6	55.1
8/10/2024	12:03	61.5		61.6	59.9
8/10/2024	12:08	60.4		60.9	59.3
8/10/2024	12:13	60.1		60.7	59.7
8/10/2024	12:18	68.7		73.2	59.5
8/10/2024	12:23	62.9		65.7	59.3
8/10/2024	12:28	59.9	63.7	60.5	59.2
8/10/2024	12:33	60.3		61.3	59.6
8/10/2024	12:38	62.4		63.8	59.9
8/10/2024	12:43	60.0		60.4	59.6
8/10/2024	12:48	51.4		53.0	49.2
8/10/2024	12:53	50.3		53.4	46.9
8/10/2024	12:58	61.0	54.8	64.3	49.6
8/10/2024	13:03	51.5		55.4	45.5
8/10/2024	13:08	48.1		50.2	45.6
8/10/2024	13:13	50.7		51.6	45.1
8/10/2024	13:18	52.3		55.2	45.0
8/10/2024	13:23	45.3		47.2	42.8
8/10/2024	13:28	46.4	59.2	48.4	44.5
8/10/2024	13:33	64.5		67.9	45.6
8/10/2024	13:38	62.6		64.9	46.6
8/10/2024	13:43	47.9		50.6	45.4
8/10/2024	13:48	47.4		49.5	44.8
8/10/2024	13:53	58.5		62.4	43.6
8/10/2024	13:58	50.5	54.8	51.4	45.5
8/10/2024	14:03	46.2		47.1	44.9
8/10/2024	14:08	58.4		62.6	47.5
8/10/2024	14:13	52.8		56.8	46.1
8/10/2024	14:18	69.1		72.9	47.4
8/10/2024	14:23	50.5		51.0	45.2
8/10/2024	14:28	57.0	65.1	58.9	46.5
8/10/2024	14:33	68.9		74.1	48.4
8/10/2024	14:38	59.4		64.5	46.3
8/10/2024	14:43	62.6		67.0	44.9
8/10/2024	14:48	50.7		53.6	45.2
8/10/2024	14:53	61.4		67.0	48.0
8/10/2024	14:58	47.3	56.9	49.0	45.7
8/10/2024	15:03	48.9		50.2	46.9
8/10/2024	15:08	60.6		63.5	46.5
8/10/2024	15:13	52.7		56.2	46.8
8/10/2024	15:18	51.5		56.2	45.5
8/10/2024	15:23	48.4		49.3	46.2
8/10/2024	15:28	52.5	53.7	55.4	46.2
8/10/2024	15:33	50.5		50.6	44.9
8/10/2024	15:38	55.3		58.6	46.4
8/10/2024	15:43	57.6		59.2	46.0
8/10/2024	15:48	64.2		68.7	46.3
8/10/2024	15:53	51.4		52.3	50.2
8/10/2024	15:58	61.5	59.6	63.3	50.4
8/10/2024	16:03	49.2		51.1	46.7
8/10/2024	16:08	56.3		57.0	46.1
8/10/2024	16:13	59.0		62.0	45.6
8/10/2024	16:18	48.8		50.5	44.1
8/10/2024	16:23	48.2		48.9	44.2
8/10/2024	16:28	45.9	53.0	47.5	43.6
8/10/2024	16:33	51.6		53.1	45.2
8/10/2024	16:38	58.8		61.6	44.9
8/10/2024	16:43	50.7		53.3	44.1
8/10/2024	16:48	53.3		55.6	45.2
8/10/2024	16:53	56.3		60.1	44.0
8/10/2024	16:58	46.4	54.2	48.4	43.7
8/10/2024	17:03	44.4		45.9	42.7
8/10/2024	17:08	58.8		58.9	43.7
8/10/2024	17:13	50.1		51.0	45.3
8/10/2024	17:18	46.2		47.9	41.8
8/10/2024	17:23	62.4		64.3	45.6
8/10/2024	17:28	49.0	57.8	51.8	43.8
8/10/2024	17:33	47.8		49.9	44.0
8/10/2024	17:38	60.2		62.9	44.8
8/10/2024	17:43	58.0		64.5	43.6
8/10/2024	17:48	55.6		58.6	44.5
8/10/2024	17:53	47.3		50.8	42.8
8/10/2024	17:58	44.3	52.9	46.0	42.1
8/10/2024	18:03	43.5		45.3	40.9
8/10/2024	18:08	48.3		50.8	42.6
8/10/2024	18:13	58.0		63.2	43.0
8/10/2024	18:18	44.1		45.6	42.6
8/10/2024	18:23	44.0		45.5	42.5
8/10/2024	18:28	51.8	48.3	53.9	42.6
8/10/2024	18:33	51.5		51.6	43.9
8/10/2024	18:38	44.6		46.2	42.1
8/10/2024	18:43	44.7		45.9	42.5
8/10/2024	18:48	46.6		49.7	43.6
8/10/2024	18:53	46.2		47.4	42.9
8/10/2024	18:58	44.7		46.7	42.1
		Mean	56.7		
		Maximum	65.1		
		Minimum	48.3		

Date	Start Time	Leq (5mins)	Leq (30mins)	L10 (5mins)	L90 (5mins)
9/10/2024	7:03	55.4		59.3	47.6
9/10/2024	7:08	53.3		58.1	47.5
9/10/2024	7:13	49.8	57.7	52.1	47.1
9/10/2024	7:18	50.6		54.1	46.2
9/10/2024	7:23	60.3		63.3	53.6
9/10/2024	7:28	62.3		63.9	59.2
9/10/2024	7:33	61.2		62.7	58.9
9/10/2024	7:38	60.6		62.2	56.9
9/10/2024	7:43	52.3	59.8	55.8	47.6
9/10/2024	7:48	53.4		56.9	46.9
9/10/2024	7:53	64.6		69.9	47.4
9/10/2024	7:58	46.9		48.0	45.3
9/10/2024	8:03	63.1		65.6	48.0
9/10/2024	8:08	54.1		54.7	47.6
9/10/2024	8:13	59.6	59.6	63.2	47.8
9/10/2024	8:18	53.6		55.7	47.2
9/10/2024	8:23	56.8		60.5	47.2
9/10/2024	8:28	61.9		66.9	47.6
9/10/2024	8:33	55.4		60.4	47.9
9/10/2024	8:38	54.4		57.2	47.9
9/10/2024	8:43	56.8	58.2	57.2	55.5
9/10/2024	8:48	63.6		66.7	55.7
9/10/2024	8:53	55.9		56.2	47.3
9/10/2024	8:58	53.0		54.7	51.2
9/10/2024	9:03	61.9		66.8	45.2
9/10/2024	9:08	58.8		64.8	46.4
9/10/2024	9:13	58.7	65.6	61.0	47.1
9/10/2024	9:18	63.2		65.5	47.0
9/10/2024	9:23	58.2		59.3	47.5
9/10/2024	9:28	72.1		73.2	47.3
9/10/2024	9:33	53.2		54.5	47.8
9/10/2024	9:38	53.0		55.5	46.3
9/10/2024	9:43	53.2	57.4	57.7	46.6
9/10/2024	9:48	58.5		60.1	48.9
9/10/2024	9:53	61.3		65.5	54.2
9/10/2024	9:58	58.1		60.7	54.4
9/10/2024	10:03	56.0		58.5	53.1
9/10/2024	10:08	63.2		66.2	54.6
9/10/2024	10:13	60.3	62.5	61.2	56.2
9/10/2024	10:18	65.7		68.9	55.8
9/10/2024	10:23	62.7		62.8	56.1
9/10/2024	10:28	62.0		62.3	57.0
9/10/2024	10:33	58.8		60.7	56.3
9/10/2024	10:38	59.8		61.9	55.3
9/10/2024	10:43	60.5	65.7	61.9	57.2
9/10/2024	10:48	72.8		73.2	58.2
9/10/2024	10:53	54.6		56.7	51.9
9/10/2024	10:58	55.4		57.2	47.7
9/10/2024	11:03	59.1		61.1	56.6
9/10/2024	11:08	57.8		59.6	56.1
9/10/2024	11:13	58.4	58.5	60.5	56.6
9/10/2024	11:18	57.4		58.2	55.9
9/10/2024	11:23	59.3		61.1	56.8
9/10/2024	11:28	58.4		59.7	57.3
9/10/2024	11:33	58.4		59.6	56.9
9/10/2024	11:38	59.5		61.0	57.6
9/10/2024	11:43	59.4	58.6	61.0	57.3
9/10/2024	11:48	58.0		59.7	56.3
9/10/2024	11:53	58.0		60.1	56.1
9/10/2024	11:58	58.1		59.2	56.6
9/10/2024	12:03	58.6		59.9	57.1
9/10/2024	12:08	58.2		59.7	56.5
9/10/2024	12:13	57.2	57.6	58.1	56.2
9/10/2024	12:18	57.3		58.2	55.9
9/10/2024	12:23	56.8		58.8	54.8
9/10/2024	12:28	57.5		59.8	55.3
9/10/2024	12:33	57.1		57.9	56.1
9/10/2024	12:38	57.4		59.4	55.8
9/10/2024	12:43	56.7	57.9	57.3	55.7
9/10/2024	12:48	58.0		59.5	56.5
9/10/2024	12:53	58.9		60.5	56.6
9/10/2024	12:58	58.9		60.8	57.1
9/10/2024	13:03	55.6		60.1	45.7
9/10/2024	13:08	56.8		60.1	47.1
9/10/2024	13:13	52.5	55.5	56.0	48.1
9/10/2024	13:18	55.0		57.3	44.8
9/10/2024	13:23	56.8		61.3	46.4
9/10/2024	13:28	55.3		58.5	45.5
9/10/2024	13:33	58.7		63.8	45.6
9/10/2024	13:38	58.3		60.1	46.7
9/10/2024	13:43	66.2	66.2	71.5	47.8
9/10/2024	13:48	72.1		74.0	46.7
9/10/2024	13:53	61.9		62.8	45.8
9/10/2024	13:58	62.8		67.5	45.6
9/10/2024	14:03	51.6		51.7	44.9
9/10/2024	14:08	64.0		67.7	45.7
9/10/2024	14:13	60.1	59.8	63.1	44.9
9/10/2024	14:18	58.9		62.6	44.5
9/10/2024	14:23	57.3		59.6	52.0
9/10/2024	14:28	58.4		59.4	52.9
9/10/2024	14:33	56.5		59.0	52.9
9/10/2024	14:38	59.6		62.1	53.5
9/10/2024	14:43	58.7	59.4	61.3	53.1
9/10/2024	14:48	59.4		62.5	54.1
9/10/2024	14:53	59.4		61.9	55.5
9/10/2024	14:58	61.3		66.9	53.5
9/10/2024	15:03	58.9		61.2	54.6
9/10/2024	15:08	57.8		59.9	54.9
9/10/2024	15:13	60.9	58.3	62.7	54.3
9/10/2024	15:18	57.0		59.9	53.9
9/10/2024	15:23	56.8		59.3	49.7
9/10/2024	15:28	56.4		59.2	48.0
9/10/2024	15:33	55.7		57.8	52.7
9/10/2024	15:38	54.8		57.3	51.4
9/10/2024	15:43	57.5	53.9	57.9	46.5
9/10/2024	15:48	48.8		51.8	45.0
9/10/2024	15:53	47.8		49.3	45.8
9/10/2024	15:58	49.3		51.8	44.9
9/10/2024	16:03	59.8		63.6	46.1
9/10/2024	16:08	57.2		59.8	46.5
9/10/2024	16:13	54.4	59.4	58.3	46.0
9/10/2024	16:18	56.3		57.4	45.5
9/10/2024	16:23	62.2		64.3	45.1
9/10/2024	16:28	61.5		62.6	46.3
9/10/2024	16:33	61.5		65.2	45.0
9/10/2024	16:38	57.1		60.1	44.6
9/10/2024	16:43	58.0	57.0	62.5	43.8
9/10/2024	16:48	50.9		54.0	44.0
9/10/2024	16:53	47.6		49.8	44.8
9/10/2024	16:58	54.0		55.2	42.8
9/10/2024	17:03	55.9		59.5	43.6
9/10/2024	17:08	51.8		57.4	43.7
9/10/2024	17:13	60.1	65.3	63.0	45.0
9/10/2024	17:18	72.2		77.1	59.8
9/10/2024	17:23	62.4		62.5	42.8
9/10/2024	17:28	54.9		58.5	43.7
9/10/2024	17:33	44.8		46.2	43.1
9/10/2024	17:38	44.8		45.7	43.5
9/10/2024	17:43	46.3	49.5	49.1	43.1
9/10/2024	17:48	46.8		49.9	43.1
9/10/2024	17:53	53.6		55.3	43.7
9/10/2024	17:58	51.9		56.9	45.4
9/10/2024	18:03	44.0		45.3	42.8
9/10/2024	18:08	46.3		48.2	42.5
9/10/2024	18:13	50.7	52.2	52.4	42.6
9/10/2024	18:18	57.1		58.9	42.8
9/10/2024	18:23	45.7		45.8	41.7
9/10/2024	18:28	54.1		58.7	43.4
9/10/2024	18:33	46.8		49.7	40.8
9/10/2024	18:38	43.3		44.6	41.0
9/10/2024	18:43	42.8	51.7	44.7	40.3
9/10/2024	18:48	54.0		54.9	40.7
9/10/2024	18:53	56.9		57.3	42.6
9/10/2024	18:58	47.7		51.7	41.7
		Mean	58.6		
		Maximum	66.2		
		Minimum	49.5		

Station: CM27a

Date	Start Time	Leq (5mins)	Leq (30mins)	L10 (5mins)	L90 (5mins)
10/10/2024	7:03	49.4		52.0	45.8
10/10/2024	7:08	53.3		54.8	43.8
10/10/2024	7:13	65.3	60.4	66.9	45.5
10/10/2024	7:18	60.3		63.7	47.1
10/10/2024	7:23	55.2		57.7	47.1
10/10/2024	7:28	61.8		65.1	55.6
10/10/2024	7:33	61.2		62.0	59.2
10/10/2024	7:38	57.6		57.9	54.4
10/10/2024	7:43	68.4	64.0	71.8	55.0
10/10/2024	7:48	65.8		67.2	53.3
10/10/2024	7:53	57.7		60.1	54.6
10/10/2024	7:58	63.1		64.0	55.9
10/10/2024	8:03	62.5		62.8	54.0
10/10/2024	8:08	58.4		61.4	53.3
10/10/2024	8:13	56.1	63.5	58.6	52.5
10/10/2024	8:18	57.1		58.9	52.5
10/10/2024	8:23	69.8		73.2	53.6
10/10/2024	8:28	55.6		58.1	52.4
10/10/2024	8:33	60.5		61.8	56.2
10/10/2024	8:38	58.5		60.6	55.7
10/10/2024	8:43	60.2	59.4	63.4	56.2
10/10/2024	8:48	59.4		61.6	56.1
10/10/2024	8:53	57.6		59.6	54.1
10/10/2024	8:58	59.8		61.9	55.0
10/10/2024	9:03	58.1		59.0	54.2
10/10/2024	9:08	52.9		54.9	50.4
10/10/2024	9:13	58.2	64.4	59.9	50.1
10/10/2024	9:18	59.1		62.4	51.7
10/10/2024	9:23	69.2		75.0	52.5
10/10/2024	9:28	67.6		70.2	52.9
10/10/2024	9:33	63.1		68.3	52.1
10/10/2024	9:38	70.2		71.5	59.7
10/10/2024	9:43	64.7	65.5	66.3	59.7
10/10/2024	9:48	60.6		62.1	58.6
10/10/2024	9:53	60.4		61.6	58.7
10/10/2024	9:58	65.8		70.1	47.4
10/10/2024	10:03	64.2		65.7	45.5
10/10/2024	10:08	51.8		54.0	47.1
10/10/2024	10:13	58.5	59.2	63.5	46.2
10/10/2024	10:18	58.2		60.8	46.7
10/10/2024	10:23	58.8		62.0	47.0
10/10/2024	10:28	46.8		48.9	44.8
10/10/2024	10:33	53.4		55.0	44.6
10/10/2024	10:38	60.4		60.5	46.0
10/10/2024	10:43	50.2	58.3	51.6	46.9
10/10/2024	10:48	62.0		65.5	47.6
10/10/2024	10:53	55.9		60.3	46.4
10/10/2024	10:58	58.1		62.0	46.1
10/10/2024	11:03	49.7		51.7	45.0
10/10/2024	11:08	58.2		59.7	44.6
10/10/2024	11:13	54.9	55.1	58.7	44.4
10/10/2024	11:18	57.2		57.6	47.7
10/10/2024	11:23	53.7		58.7	46.0
10/10/2024	11:28	49.9		52.0	45.9
10/10/2024	11:33	48.0		51.0	45.1
10/10/2024	11:38	47.3		51.1	43.2
10/10/2024	11:43	53.6	50.6	54.7	45.8
10/10/2024	11:48	48.6		52.1	43.6
10/10/2024	11:53	49.7		53.0	44.8
10/10/2024	11:58	52.6		56.2	45.3
10/10/2024	12:03	50.4		54.1	44.8
10/10/2024	12:08	51.2		53.1	45.3
10/10/2024	12:13	54.2	57.1	56.3	46.8
10/10/2024	12:18	62.1		65.0	46.1
10/10/2024	12:23	58.5		62.6	46.6
10/10/2024	12:28	54.0		56.2	47.2
10/10/2024	12:33	47.8		50.7	44.3
10/10/2024	12:38	48.1		50.3	44.9
10/10/2024	12:43	50.7	55.8	53.2	45.2
10/10/2024	12:48	49.5		52.3	44.0
10/10/2024	12:53	57.0		60.7	44.9
10/10/2024	12:58	61.6		62.3	44.0
10/10/2024	13:03	51.2		55.5	44.1
10/10/2024	13:08	57.8		58.4	45.4
10/10/2024	13:13	60.1	56.0	62.6	45.3
10/10/2024	13:18	51.9		54.7	45.3
10/10/2024	13:23	53.0		55.9	45.1
10/10/2024	13:28	54.7		55.3	44.3
10/10/2024	13:33	68.9		71.0	48.0
10/10/2024	13:38	48.5		51.0	44.2
10/10/2024	13:43	56.7	61.9	61.3	46.1
10/10/2024	13:48	49.9		52.4	45.0
10/10/2024	13:53	54.6		54.7	44.8
10/10/2024	13:58	57.3		63.3	45.3
10/10/2024	14:03	67.9		69.2	53.9
10/10/2024	14:08	55.6		58.2	52.7
10/10/2024	14:13	56.8	61.5	59.4	52.7
10/10/2024	14:18	56.8		59.1	53.8
10/10/2024	14:23	56.3		58.5	52.8
10/10/2024	14:28	57.5		60.7	52.6
10/10/2024	14:33	55.3		58.1	50.7
10/10/2024	14:38	56.2		58.8	53.2
10/10/2024	14:43	56.2	57.5	58.6	52.6
10/10/2024	14:48	55.4		57.5	52.1
10/10/2024	14:53	57.8		59.7	53.5
10/10/2024	14:58	61.0		63.6	52.8
10/10/2024	15:03	56.1		58.2	45.5
10/10/2024	15:08	62.5		65.4	46.0
10/10/2024	15:13	48.8	58.3	53.2	43.3
10/10/2024	15:18	49.1		52.0	44.8
10/10/2024	15:23	60.8		62.5	47.6
10/10/2024	15:28	56.9		61.2	46.0
10/10/2024	15:33	64.8		65.9	62.8
10/10/2024	15:38	67.5		68.8	62.7
10/10/2024	15:43	66.7	64.6	67.6	61.1
10/10/2024	15:48	63.3		67.0	54.0
10/10/2024	15:53	59.9		63.9	54.1
10/10/2024	15:58	59.0		59.2	53.2
10/10/2024	16:03	58.1		61.4	49.6
10/10/2024	16:08	66.6		69.8	56.1
10/10/2024	16:13	55.8	61.5	58.2	50.4
10/10/2024	16:18	57.2		58.9	54.9
10/10/2024	16:23	56.6		58.6	54.4
10/10/2024	16:28	62.6		63.4	46.2
10/10/2024	16:33	46.3		47.4	44.5
10/10/2024	16:38	59.5		64.2	45.0
10/10/2024	16:43	48.9	55.7	50.5	44.0
10/10/2024	16:48	46.7		48.4	43.6
10/10/2024	16:53	47.1		49.3	43.8
10/10/2024	16:58	60.5		63.2	43.6
10/10/2024	17:03	44.9		45.5	42.4
10/10/2024	17:08	55.7		56.9	43.5
10/10/2024	17:13	46.1	49.6	47.8	42.6
10/10/2024	17:18	44.9		46.1	43.6
10/10/2024	17:23	45.7		46.9	44.3
10/10/2024	17:28	46.2		48.8	41.9
10/10/2024	17:33	44.8		46.3	42.7
10/10/2024	17:38	43.9		45.6	41.6
10/10/2024	17:43	43.4	51.8	44.6	42.0
10/10/2024	17:48	52.5		54.7	42.1
10/10/2024	17:53	43.9		45.0	41.3
10/10/2024	17:58	58.0		58.3	42.3
10/10/2024	18:03	56.0		56.8	43.3
10/10/2024	18:08	59.0		61.3	41.7
10/10/2024	18:13	44.1	53.4	44.6	40.9
10/10/2024	18:18	44.3		45.6	42.2
10/10/2024	18:23	45.1		45.8	41.6
10/10/2024	18:28	44.9		46.9	42.7
10/10/2024	18:33	47.7		53.8	41.6
10/10/2024	18:38	47.7		49.7	42.1
10/10/2024	18:43	45.5	49.2	46.4	42.2
10/10/2024	18:48	44.3		46.3	42.0
10/10/2024	18:53	44.6		46.4	42.9
10/10/2024	18:58	54.7		56.3	40.7
		Mean	58.1		
		Maximum	65.5		
		Minimum	49.2		

Date	Start Time	Leq (5mins)	Leq (30mins)	L10 (5mins)	L90 (5mins)
11/10/2024	7:03	51.2		52.3	44.8
11/10/2024	7:08	59.0		62.3	46.7
11/10/2024	7:13	47.9	54.4	49.9	45.6
11/10/2024	7:18	54.8		57.6	45.2
11/10/2024	7:23	50.8		54.8	45.4
11/10/2024	7:28	53.5		56.2	45.8
11/10/2024	7:33	54.5		57.0	45.4
11/10/2024	7:38	50.5		53.6	44.8
11/10/2024	7:43	50.1	53.5	53.2	45.2
11/10/2024	7:48	57.5		61.8	46.4
11/10/2024	7:53	50.1		52.9	46.6
11/10/2024	7:58	52.8		55.0	46.7
11/10/2024	8:03	49.0		50.6	46.4
11/10/2024	8:08	48.9		50.3	46.3
11/10/2024	8:13	51.5	52.7	53.4	47.3
11/10/2024	8:18	57.2		61.3	46.6
11/10/2024	8:23	51.8		54.7	46.4
11/10/2024	8:28	51.2		53.5	47.0
11/10/2024	8:33	57.0		61.6	47.0
11/10/2024	8:38	53.1		55.1	46.5
11/10/2024	8:43	51.4	58.6	54.2	47.0
11/10/2024	8:48	54.5		57.5	47.3
11/10/2024	8:53	63.1		64.6	59.4
11/10/2024	8:58	60.6		64.5	47.7
11/10/2024	9:03	60.6		62.7	47.2
11/10/2024	9:08	53.0		57.9	46.8
11/10/2024	9:13	53.1	57.3	54.7	47.3
11/10/2024	9:18	50.4		52.7	46.9
11/10/2024	9:23	55.6		55.8	47.0
11/10/2024	9:28	60.9		63.0	45.9
11/10/2024	9:33	59.3		63.1	47.0
11/10/2024	9:38	57.2		61.6	47.3
11/10/2024	9:43	72.8	66.4	72.9	48.3
11/10/2024	9:48	56.9		59.6	53.2
11/10/2024	9:53	67.1		71.6	51.8
11/10/2024	9:58	48.0		49.7	46.0
11/10/2024	10:03	53.5		56.2	45.9
11/10/2024	10:08	55.2		59.0	45.3
11/10/2024	10:13	63.2	58.6	65.4	46.1
11/10/2024	10:18	47.9		49.0	46.6
11/10/2024	10:23	59.2		61.4	47.8
11/10/2024	10:28	59.1		60.4	56.1
11/10/2024	10:33	63.2		67.9	52.9
11/10/2024	10:38	52.4		53.6	50.8
11/10/2024	10:43	52.7	57.4	54.9	50.4
11/10/2024	10:48	53.4		56.2	48.8
11/10/2024	10:53	57.2		61.0	48.4
11/10/2024	10:58	50.2		51.2	45.3
11/10/2024	11:03	49.2		49.8	45.0
11/10/2024	11:08	50.6		55.2	44.5
11/10/2024	11:13	50.9	56.1	54.9	45.2
11/10/2024	11:18	57.4		60.6	48.7
11/10/2024	11:23	59.8		62.4	55.1
11/10/2024	11:28	58.1		59.1	53.9
11/10/2024	11:33	58.2		60.1	47.6
11/10/2024	11:38	52.2		54.7	47.7
11/10/2024	11:43	50.6	57.8	54.5	46.1
11/10/2024	11:48	58.7		60.3	55.1
11/10/2024	11:53	56.5		57.1	53.5
11/10/2024	11:58	61.8		62.7	59.6
11/10/2024	12:03	62.3		63.8	59.0
11/10/2024	12:08	63.9		66.2	59.7
11/10/2024	12:13	60.2	62.1	60.8	59.4
11/10/2024	12:18	62.4		64.1	59.6
11/10/2024	12:23	59.7		60.2	59.3
11/10/2024	12:28	62.6		65.2	59.4
11/10/2024	12:33	61.9		62.3	60.3
11/10/2024	12:38	60.2		61.1	59.5
11/10/2024	12:43	61.9	59.8	64.3	52.0
11/10/2024	12:48	49.5		50.7	47.0
11/10/2024	12:53	53.8		55.6	47.1
11/10/2024	12:58	61.2		66.0	46.4
11/10/2024	13:03	49.7		51.9	45.5
11/10/2024	13:08	62.5		67.2	46.0
11/10/2024	13:13	46.5	56.4	47.7	44.9
11/10/2024	13:18	55.8		60.8	45.2
11/10/2024	13:23	53.0		53.9	44.0
11/10/2024	13:28	49.7		52.8	45.3
11/10/2024	13:33	78.6		82.6	61.8
11/10/2024	13:38	48.1		50.7	45.1
11/10/2024	13:43	50.2	71.1	53.3	46.2
11/10/2024	13:48	63.6		67.5	45.0
11/10/2024	13:53	61.8		61.9	45.4
11/10/2024	13:58	46.4		47.7	45.0
11/10/2024	14:03	58.4		63.1	45.5
11/10/2024	14:08	61.8		65.8	47.7
11/10/2024	14:13	56.8	58.3	59.8	46.8
11/10/2024	14:18	60.0		63.5	46.7
11/10/2024	14:23	53.7		53.8	46.1
11/10/2024	14:28	52.5		53.7	45.8
11/10/2024	14:33	54.3		57.2	45.9
11/10/2024	14:38	57.8		59.5	47.0
11/10/2024	14:43	54.7	57.8	60.5	45.7
11/10/2024	14:48	49.2		51.2	46.4
11/10/2024	14:53	63.6		64.2	47.2
11/10/2024	14:58	47.2		48.1	44.7
11/10/2024	15:03	56.5		60.2	48.2
11/10/2024	15:08	49.6		50.7	45.7
11/10/2024	15:13	48.7	51.8	49.9	45.9
11/10/2024	15:18	48.3		49.8	46.2
11/10/2024	15:23	51.5		55.7	46.3
11/10/2024	15:28	49.0		51.8	45.3
11/10/2024	15:33	50.8		53.6	45.4
11/10/2024	15:38	50.7		53.1	45.9
11/10/2024	15:43	47.8	62.9	48.5	46.0
11/10/2024	15:48	70.5		71.6	50.4
11/10/2024	15:53	52.0		52.7	50.4
11/10/2024	15:58	49.0		50.5	45.0
11/10/2024	16:03	59.4		64.0	46.9
11/10/2024	16:08	48.9		49.4	45.8
11/10/2024	16:13	58.8	55.4	60.5	45.1
11/10/2024	16:18	45.6		46.7	43.4
11/10/2024	16:23	48.5		52.1	44.2
11/10/2024	16:28	54.5		58.8	44.8
11/10/2024	16:33	46.6		47.1	44.1
11/10/2024	16:38	54.6		61.2	44.5
11/10/2024	16:43	47.3	49.3	48.4	44.7
11/10/2024	16:48	45.9		47.3	43.8
11/10/2024	16:53	47.2		49.7	44.1
11/10/2024	16:58	45.3		46.9	42.6
11/10/2024	17:03	46.1		47.2	43.6
11/10/2024	17:08	51.4		54.3	43.1
11/10/2024	17:13	58.0	55.0	61.8	43.7
11/10/2024	17:18	56.6		58.3	44.5
11/10/2024	17:23	56.3		58.4	44.7
11/10/2024	17:28	53.1		57.1	44.2
11/10/2024	17:33	56.0		56.6	52.8
11/10/2024	17:38	45.1		46.3	43.4
11/10/2024	17:43	53.4	52.7	55.8	44.0
11/10/2024	17:48	44.6		46.0	43.0
11/10/2024	17:53	50.6		53.4	43.0
11/10/2024	17:58	55.0		58.1	42.6
11/10/2024	18:03	60.6		63.2	42.6
11/10/2024	18:08	47.7		52.6	42.1
11/10/2024	18:13	43.9	53.5	45.4	42.3
11/10/2024	18:18	44.2		45.2	42.8
11/10/2024	18:23	47.2		47.4	43.9
11/10/2024	18:28	44.8		46.6	42.9
11/10/2024	18:33	45.9		48.1	43.8
11/10/2024	18:38	46.2		49.3	42.8
11/10/2024	18:43	52.0	49.1	55.9	43.6
11/10/2024	18:48	47.1		47.7	43.4
11/10/2024	18:53	47.1		49.6	43.4
11/10/2024	18:58	51.8		54.3	42.3
		Mean	57.0		
		Maximum	71.1		
		Minimum	49.1		

Station: CM27a

Date	Start Time	Leq (5mins)	Leq (30mins)	L10 (5mins)	L90 (5mins)
12/10/2024	7:03	55.1		59.4	46.5
12/10/2024	7:08	56.8		57.4	48.4
12/10/2024	7:13	53.3	58.5	54.9	46.5
12/10/2024	7:18	55.7		58.5	46.9
12/10/2024	7:23	61.0		62.2	59.2
12/10/2024	7:28	62.0		63.1	59.2
12/10/2024	7:33	62.3		63.9	58.8
12/10/2024	7:38	63.2		68.5	50.0
12/10/2024	7:43	53.0	58.9	55.5	48.7
12/10/2024	7:48	56.3		57.3	46.3
12/10/2024	7:53	47.8		49.1	46.0
12/10/2024	7:58	52.0		52.7	45.8
12/10/2024	8:03	71.8		73.7	58.7
12/10/2024	8:08	54.3		55.1	47.7
12/10/2024	8:13	59.1	64.7	61.0	47.2
12/10/2024	8:18	59.4		60.2	48.5
12/10/2024	8:23	58.1		58.6	47.7
12/10/2024	8:28	52.3		53.5	48.6
12/10/2024	8:33	58.7		60.7	47.7
12/10/2024	8:38	61.3		65.9	51.0
12/10/2024	8:43	66.5	61.3	67.9	55.4
12/10/2024	8:48	53.1		56.5	47.4
12/10/2024	8:53	60.0		62.0	51.5
12/10/2024	8:58	55.7		57.3	47.7
12/10/2024	9:03	58.3		60.4	46.4
12/10/2024	9:08	63.3		66.8	47.3
12/10/2024	9:13	59.2	60.7	60.2	46.9
12/10/2024	9:18	55.6		66.8	47.2
12/10/2024	9:23	62.9		67.7	48.3
12/10/2024	9:28	60.4		63.4	46.9
12/10/2024	9:33	63.9		66.6	51.0
12/10/2024	9:38	52.2		53.7	47.0
12/10/2024	9:43	58.2	60.8	61.3	46.0
12/10/2024	9:48	62.3		65.7	54.2
12/10/2024	9:53	62.1		65.7	55.7
12/10/2024	9:58	58.0		59.4	53.3
12/10/2024	10:03	61.0		61.6	53.5
12/10/2024	10:08	58.7		60.7	56.7
12/10/2024	10:13	68.3	63.0	70.3	57.6
12/10/2024	10:18	58.7		60.2	55.9
12/10/2024	10:23	61.6		61.7	56.9
12/10/2024	10:28	60.5		62.8	56.6
12/10/2024	10:33	61.0		62.3	56.7
12/10/2024	10:38	61.9		64.9	57.0
12/10/2024	10:43	60.8	59.9	61.5	56.0
12/10/2024	10:48	57.8		60.1	54.7
12/10/2024	10:53	60.1		64.3	52.5
12/10/2024	10:58	52.4		53.2	46.2
12/10/2024	11:03	61.9		64.4	53.7
12/10/2024	11:08	52.2		53.9	49.9
12/10/2024	11:13	59.0	56.9	62.3	51.1
12/10/2024	11:18	52.0		54.1	49.2
12/10/2024	11:23	50.3		52.2	47.8
12/10/2024	11:28	51.8		53.4	48.3
12/10/2024	11:33	54.1		56.9	50.1
12/10/2024	11:38	59.8		61.9	51.7
12/10/2024	11:43	51.5	60.7	54.1	48.8
12/10/2024	11:48	61.9		63.2	50.0
12/10/2024	11:53	65.9		71.3	52.2
12/10/2024	11:58	52.7		56.0	48.9
12/10/2024	12:03	52.9		54.7	48.4
12/10/2024	12:08	50.0		51.4	47.9
12/10/2024	12:13	51.9	56.5	54.1	49.2
12/10/2024	12:18	57.0		59.9	51.4
12/10/2024	12:23	58.1		63.1	49.6
12/10/2024	12:28	60.3		62.1	49.7
12/10/2024	12:33	49.7		51.2	47.8
12/10/2024	12:38	53.5		56.0	50.5
12/10/2024	12:43	53.1	53.3	54.8	50.6
12/10/2024	12:48	52.6		54.1	50.8
12/10/2024	12:53	53.2		55.0	51.8
12/10/2024	12:58	55.7		57.9	52.2
12/10/2024	13:03	53.0		54.5	51.6
12/10/2024	13:08	52.3		53.6	50.4
12/10/2024	13:13	56.3	53.5	58.4	53.8
12/10/2024	13:18	52.0		54.2	50.1
12/10/2024	13:23	52.2		53.3	50.8
12/10/2024	13:28	53.2		54.7	50.7
12/10/2024	13:33	52.4		53.6	50.9
12/10/2024	13:38	60.2		61.9	52.1
12/10/2024	13:43	59.5	57.0	61.0	50.8
12/10/2024	13:48	55.4		56.0	52.0
12/10/2024	13:53	53.8		55.6	51.9
12/10/2024	13:58	54.5		56.4	51.9
12/10/2024	14:03	54.6		57.1	51.2
12/10/2024	14:08	54.2		56.3	51.5
12/10/2024	14:13	54.4	57.6	56.3	51.0
12/10/2024	14:18	55.3		56.6	51.4
12/10/2024	14:23	53.6		54.4	50.7
12/10/2024	14:28	63.1		65.2	50.1
12/10/2024	14:33	52.5		54.3	49.6
12/10/2024	14:38	53.8		56.0	51.3
12/10/2024	14:43	52.1	55.4	53.6	50.3
12/10/2024	14:48	54.1		56.6	50.3
12/10/2024	14:53	60.3		61.5	51.3
12/10/2024	14:58	52.6		54.5	50.5
12/10/2024	15:03	53.2		55.6	49.8
12/10/2024	15:08	52.3		54.6	49.4
12/10/2024	15:13	72.1	65.0	74.0	49.8
12/10/2024	15:18	53.8		56.5	49.4
12/10/2024	15:23	51.6		53.4	49.0
12/10/2024	15:28	62.5		68.1	50.9
12/10/2024	15:33	57.5		60.7	50.4
12/10/2024	15:38	54.2		56.9	50.7
12/10/2024	15:43	60.1	56.3	63.2	50.1
12/10/2024	15:48	52.3		55.2	49.7
12/10/2024	15:53	52.5		53.5	50.7
12/10/2024	15:58	55.7		57.8	49.5
12/10/2024	16:03	58.0		58.9	50.8
12/10/2024	16:08	53.9		56.3	51.3
12/10/2024	16:13	52.0	55.1	53.3	49.8
12/10/2024	16:18	57.8		57.9	50.6
12/10/2024	16:23	52.0		52.8	50.2
12/10/2024	16:28	52.2		54.5	49.2
12/10/2024	16:33	65.7		66.3	58.3
12/10/2024	16:38	56.6		57.6	50.7
12/10/2024	16:43	61.7	60.3	66.5	52.4
12/10/2024	16:48	57.6		61.8	50.3
12/10/2024	16:53	49.6		50.7	48.4
12/10/2024	16:58	52.3		54.0	50.8
12/10/2024	17:03	57.6		61.8	49.8
12/10/2024	17:08	63.5		66.9	50.9
12/10/2024	17:13	58.5	62.3	61.9	49.8
12/10/2024	17:18	64.0		67.0	49.9
12/10/2024	17:23	52.2		53.8	49.5
12/10/2024	17:28	65.9		69.1	49.7
12/10/2024	17:33	60.3		63.0	50.2
12/10/2024	17:38	52.6		55.5	49.9
12/10/2024	17:43	55.2	55.0	57.5	48.5
12/10/2024	17:48	48.6		51.0	46.5
12/10/2024	17:53	51.9		55.1	47.4
12/10/2024	17:58	48.1		49.6	46.1
12/10/2024	18:03	51.4		55.5	46.7
12/10/2024	18:08	48.8		50.3	46.6
12/10/2024	18:13	49.1	51.9	51.9	45.8
12/10/2024	18:18	55.7		59.3	45.9
12/10/2024	18:23	50.8		52.4	46.9
12/10/2024	18:28	51.5		54.0	48.5
12/10/2024	18:33	50.7		52.6	48.4
12/10/2024	18:38	53.4		55.7	47.4
12/10/2024	18:43	63.4	65.4	67.6	47.7
12/10/2024	18:48	58.8		60.7	47.4
12/10/2024	18:53	52.9		55.6	48.2
12/10/2024	18:58	72.4		77.7	54.8
		Mean	58.7		
		Maximum	65.4		
		Minimum	51.9		

Date	Start Time	Leq (5mins)	Leq (30mins)	L10 (5mins)	L90 (5mins)
13/10/2024	7:03	57.6		62.2	44.1
13/10/2024	7:08	46.2		47.3	43.3
13/10/2024	7:13	44.3	51.2	45.1	41.4
13/10/2024	7:18	45.4		47.4	42.8
13/10/2024	7:23	44.4		45.7	42.3
13/10/2024	7:28	49.3		52.6	43.8
13/10/2024	7:33	45.3		46.5	43.2
13/10/2024	7:38	46.9		49.3	43.2
13/10/2024	7:43	49.8	46.6	53.1	41.4
13/10/2024	7:48	42.7		44.9	40.7
13/10/2024	7:53	46.5		48.5	42.9
13/10/2024	7:58	44.7		46.4	41.4
13/10/2024	8:03	46.3		48.4	42.0
13/10/2024	8:08	44.2		47.4	41.1
13/10/2024	8:13	42.9	46.7	44.4	41.2
13/10/2024	8:18	45.0		46.0	42.8
13/10/2024	8:23	46.6		48.9	42.8
13/10/2024	8:28	50.7		53.9	44.4
13/10/2024	8:33	42.4		44.0	39.2
13/10/2024	8:38	46.4		48.8	41.4
13/10/2024	8:43	41.8	45.4	43.5	39.5
13/10/2024	8:48	44.8		45.0	40.6
13/10/2024	8:53	46.2		48.2	42.7
13/10/2024	8:58	47.9		48.5	46.1
13/10/2024	9:03	41.0		42.3	39.5
13/10/2024	9:08	41.8		42.6	39.8
13/10/2024	9:13	47.4	43.5	50.2	43.3
13/10/2024	9:18	43.1		44.6	40.3
13/10/2024	9:23	42.5		43.7	39.9
13/10/2024	9:28	41.1		42.4	39.8
13/10/2024	9:33	43.5		44.4	40.4
13/10/2024	9:38	44.3		46.0	41.9
13/10/2024	9:43	42.0	44.1	43.2	39.5
13/10/2024	9:48	42.2		43.7	40.0
13/10/2024	9:53	47.6		51.8	41.9
13/10/2024	9:58	42.1		43.0	39.5
13/10/2024	10:03	42.9		45.1	40.5
13/10/2024	10:08	43.2		44.3	41.4
13/10/2024	10:13	41.7	43.6	43.3	39.6
13/10/2024	10:18	43.3		44.6	41.2
13/10/2024	10:23	44.8		46.0	41.7
13/10/2024	10:28	44.8		47.3	39.1
13/10/2024	10:33	47.8		52.4	40.1
13/10/2024	10:38	45.6		47.5	41.7
13/10/2024	10:43	46.2	45.6	48.8	42.8
13/10/2024	10:48	44.2		46.0	39.5
13/10/2024	10:53	45.0		46.6	38.6
13/10/2024	10:58	43.1		44.2	40.3
13/10/2024	11:03	45.6		47.6	41.8
13/10/2024	11:08	47.3		50.8	42.2
13/10/2024	11:13	43.6	45.2	45.8	41.1
13/10/2024	11:18	47.0		50.7	42.9
13/10/2024	11:23	43.0		43.1	39.1
13/10/2024	11:28	42.2		43.9	39.6
13/10/2024	11:33	45.7		49.0	38.9
13/10/2024	11:38	44.3		46.8	41.4
13/10/2024	11:43	49.5	47.9	51.1	41.4
13/10/2024	11:48	48.7		51.5	39.9
13/10/2024	11:53	49.5		52.8	42.0
13/10/2024	11:58	47.1		49.5	44.7
13/10/2024	12:03	45.5		48.0	42.3
13/10/2024	12:08	49.9		52.6	45.0
13/10/2024	12:13	43.5	47.6	44.5	41.2
13/10/2024	12:18	43.6		44.8	39.1
13/10/2024	12:23	45.9		48.6	41.4
13/10/2024	12:28	51.0		53.9	41.9
13/10/2024	12:33	49.9		53.9	43.2
13/10/2024	12:38	45.2		47.7	41.1
13/10/2024	12:43	42.6	46.6	44.4	40.1
13/10/2024	12:48	46.3		51.0	40.4
13/10/2024	12:53	41.4		42.7	39.4
13/10/2024	12:58	48.3		50.7	42.6
13/10/2024	13:03	43.8		45.7	41.9
13/10/2024	13:08	44.8		46.3	42.8
13/10/2024	13:13	45.6	48.1	46.7	41.3
13/10/2024	13:18	45.9		47.7	42.9
13/10/2024	13:23	48.5		53.0	43.8
13/10/2024	13:28	52.7		56.8	46.4
13/10/2024	13:33	48.3		51.2	44.2
13/10/2024	13:38	46.8		48.8	43.5
13/10/2024	13:43	47.0	47.5	48.5	43.7
13/10/2024	13:48	48.4		52.0	44.0
13/10/2024	13:53	47.8		49.5	43.1
13/10/2024	13:58	45.9		47.8	42.2
13/10/2024	14:03	43.9		46.4	41.7
13/10/2024	14:08	41.3		43.8	38.8
13/10/2024	14:13	44.1	43.5	46.9	39.3
13/10/2024	14:18	42.9		44.9	41.1
13/10/2024	14:23	44.4		46.4	39.7
13/10/2024	14:28	43.6		45.3	40.7
13/10/2024	14:33	42.3		45.0	38.3
13/10/2024	14:38	41.3		42.9	39.4
13/10/2024	14:43	46.3	44.8	48.9	39.8
13/10/2024	14:48	48.4		52.7	41.2
13/10/2024	14:53	42.9		43.5	38.0
13/10/2024	14:58	42.7		44.5	40.3
13/10/2024	15:03	42.7		43.0	38.3
13/10/2024	15:08	49.7		51.4	39.9
13/10/2024	15:13	45.3	45.3	50.2	38.6
13/10/2024	15:18	44.1		47.4	39.5
13/10/2024	15:23	42.0		44.2	38.4
13/10/2024	15:28	42.3		44.5	39.1
13/10/2024	15:33	40.8		41.6	39.0
13/10/2024	15:38	38.1		38.8	36.8
13/10/2024	15:43	37.6	39.5	38.5	36.9
13/10/2024	15:48	38.5		39.2	36.4
13/10/2024	15:53	40.0		42.1	37.0
13/10/2024	15:58	41.0		42.9	39.4
13/10/2024	16:03	48.9		54.1	39.0
13/10/2024	16:08	40.6		42.4	38.5
13/10/2024	16:13	39.8	43.5	41.6	37.2
13/10/2024	16:18	40.2		41.5	37.9
13/10/2024	16:23	41.7		43.4	38.1
13/10/2024	16:28	39.8		41.3	38.3
13/10/2024	16:33	42.9		44.5	40.4
13/10/2024	16:38	44.0		47.9	38.6
13/10/2024	16:43	56.4	49.5	60.9	38.8
13/10/2024	16:48	42.3		50.7	37.7
13/10/2024	16:53	43.6		45.1	40.1
13/10/2024	16:58	41.1		44.1	39.0
13/10/2024	17:03	54.4		54.9	37.6
13/10/2024	17:08	39.6		40.9	37.7
13/10/2024	17:13	41.3	49.2	42.8	38.1
13/10/2024	17:18	42.1		44.7	39.2
13/10/2024	17:23	52.1		57.6	39.3
13/10/2024	17:28	44.4		48.3	40.1
13/10/2024	17:33	41.3		42.8	39.7
13/10/2024	17:38	52.2		57.2	37.5
13/10/2024	17:43	39.2	45.6	44.6	36.7
13/10/2024	17:48	40.8		41.5	37.1
13/10/2024	17:53	38.5		39.2	37.2
13/10/2024	17:58	41.3		42.4	36.9
13/10/2024	18:03	38.5		40.1	37.1
13/10/2024	18:08	38.1		39.2	37.2
13/10/2024	18:13	38.7	53.4	40.0	37.2
13/10/2024	18:18	42.0		44.3	38.6
13/10/2024	18:23	60.9		65.0	39.6
13/10/2024	18:28	47.0		49.6	38.7
13/10/2024	18:33	43.4		45.6	40.3
13/10/2024	18:38	40.8		41.9	39.5
13/10/2024	18:43	41.5	42.5	42.3	40.0
13/10/2024	18:48	42.3		45.2	38.4
13/10/2024	18:53	41.6		41.9	38.0
13/10/2024	18:58	44.3		46.8	39.9
		Mean	46.1		
		Maximum	53.4		
		Minimum	39.5		

Station: CM27a

Date	Start Time	Leq (5mins)	Leq (30mins)	L10 (5mins)	L90 (5mins)
14/10/2024	7:03	71.0		71.7	70.2
14/10/2024	7:08	72.5		72.7	70.8
14/10/2024	7:13	79.7	74.3	81.3	70.8
14/10/2024	7:18	70.8		71.4	70.0
14/10/2024	7:23	71.0		71.6	70.1
14/10/2024	7:28	71.6		72.5	69.9
14/10/2024	7:33	70.3		72.2	66.7
14/10/2024	7:38	72.0		73.0	70.5
14/10/2024	7:43	72.0	71.9	73.1	70.3
14/10/2024	7:48	71.9		73.0	70.6
14/10/2024	7:53	72.6		73.8	70.1
14/10/2024	7:58	72.5		73.3	71.0
14/10/2024	8:03	72.1		73.3	69.2
14/10/2024	8:08	72.8		74.0	71.2
14/10/2024	8:13	71.8	72.2	72.9	69.3
14/10/2024	8:18	71.0		72.8	67.3
14/10/2024	8:23	73.4		74.3	72.4
14/10/2024	8:28	71.7		72.6	70.7
14/10/2024	8:33	72.2		73.1	71.1
14/10/2024	8:38	72.3		73.6	70.7
14/10/2024	8:43	71.3	71.6	73.0	67.6
14/10/2024	8:48	73.4		74.2	72.8
14/10/2024	8:53	63.2		64.0	62.5
14/10/2024	8:58	72.0		72.9	70.9
14/10/2024	9:03	72.4		73.8	71.0
14/10/2024	9:08	73.3		74.1	72.2
14/10/2024	9:13	71.9	72.2	73.7	70.2
14/10/2024	9:18	69.0		71.1	65.3
14/10/2024	9:23	72.1		73.6	70.9
14/10/2024	9:28	73.4		74.4	72.1
14/10/2024	9:33	73.3		74.5	71.5
14/10/2024	9:38	73.5		75.5	71.3
14/10/2024	9:43	72.8	73.3	73.9	71.4
14/10/2024	9:48	73.0		73.8	72.2
14/10/2024	9:53	74.4		76.0	71.4
14/10/2024	9:58	72.8		74.5	69.2
14/10/2024	10:03	63.1		63.7	62.4
14/10/2024	10:08	62.1		62.5	61.8
14/10/2024	10:13	67.7	63.7	69.4	65.8
14/10/2024	10:18	62.2		62.6	61.8
14/10/2024	10:23	62.0		62.5	61.6
14/10/2024	10:28	61.5		62.0	61.0
14/10/2024	10:33	61.6		62.3	61.0
14/10/2024	10:38	62.7		66.5	59.2
14/10/2024	10:43	62.2	61.9	62.5	59.2
14/10/2024	10:48	61.1		62.7	59.5
14/10/2024	10:53	62.6		64.2	60.0
14/10/2024	10:58	60.7		61.8	58.9
14/10/2024	11:03	59.5		60.0	59.1
14/10/2024	11:08	59.3		59.7	58.9
14/10/2024	11:13	59.4	59.4	59.7	59.1
14/10/2024	11:18	59.4		59.8	59.1
14/10/2024	11:23	59.5		60.0	59.1
14/10/2024	11:28	59.4		59.8	59.0
14/10/2024	11:33	62.6		66.1	60.0
14/10/2024	11:38	59.5		59.9	59.1
14/10/2024	11:43	59.8	60.7	60.3	59.2
14/10/2024	11:48	59.7		60.1	59.1
14/10/2024	11:53	61.9		65.1	59.4
14/10/2024	11:58	59.8		60.5	59.2
14/10/2024	12:03	65.2		70.1	58.9
14/10/2024	12:08	59.4		59.8	59.0
14/10/2024	12:13	59.3	67.7	59.7	58.9
14/10/2024	12:18	66.1		66.2	59.1
14/10/2024	12:23	74.1		78.5	59.7
14/10/2024	12:28	59.4		59.7	58.9
14/10/2024	12:33	59.7		60.4	59.0
14/10/2024	12:38	59.3		59.7	58.9
14/10/2024	12:43	59.5	59.8	59.9	59.1
14/10/2024	12:48	59.3		59.8	58.9
14/10/2024	12:53	61.0		62.5	59.4
14/10/2024	12:58	60.0		60.5	59.2
14/10/2024	13:03	61.1		62.5	59.3
14/10/2024	13:08	59.5		59.9	59.1
14/10/2024	13:13	59.6	60.1	60.2	59.1
14/10/2024	13:18	59.4		59.9	58.9
14/10/2024	13:23	61.0		63.3	59.0
14/10/2024	13:28	59.5		60.0	59.1
14/10/2024	13:33	63.1		65.7	59.3
14/10/2024	13:38	66.3		70.0	57.7
14/10/2024	13:43	52.3	61.6	52.9	50.3
14/10/2024	13:48	60.9		67.4	49.1
14/10/2024	13:53	50.2		51.8	48.9
14/10/2024	13:58	59.4		62.5	50.5
14/10/2024	14:03	49.4		51.4	47.2
14/10/2024	14:08	55.0		55.9	46.6
14/10/2024	14:13	57.8	53.2	62.9	48.1
14/10/2024	14:18	47.9		49.2	46.1
14/10/2024	14:23	49.7		50.9	46.8
14/10/2024	14:28	49.8		53.3	46.3
14/10/2024	14:33	52.3		56.0	46.8
14/10/2024	14:38	50.6		52.1	46.7
14/10/2024	14:43	54.0	56.4	59.1	46.2
14/10/2024	14:48	60.4		62.3	48.1
14/10/2024	14:53	49.4		50.9	47.3
14/10/2024	14:58	59.6		63.9	46.8
14/10/2024	15:03	50.5		52.1	48.3
14/10/2024	15:08	49.7		51.3	47.2
14/10/2024	15:13	48.7	53.2	50.9	45.9
14/10/2024	15:18	48.8		50.5	46.1
14/10/2024	15:23	57.3		62.8	48.4
14/10/2024	15:28	55.4		60.2	47.5
14/10/2024	15:33	51.9		53.5	47.9
14/10/2024	15:38	54.7		59.0	47.0
14/10/2024	15:43	51.8	58.2	53.8	49.9
14/10/2024	15:48	63.6		68.6	49.7
14/10/2024	15:53	58.1		58.2	47.0
14/10/2024	15:58	56.0		57.3	48.0
14/10/2024	16:03	51.1		52.9	48.5
14/10/2024	16:08	55.2		56.2	48.8
14/10/2024	16:13	59.8	55.3	62.9	48.1
14/10/2024	16:18	51.1		53.6	47.9
14/10/2024	16:23	55.7		59.4	50.2
14/10/2024	16:28	50.9		53.0	48.1
14/10/2024	16:33	64.9		69.1	51.0
14/10/2024	16:38	48.6		48.9	47.5
14/10/2024	16:43	50.4	58.9	52.4	48.3
14/10/2024	16:48	57.4		61.0	47.9
14/10/2024	16:53	51.7		53.9	47.9
14/10/2024	16:58	58.5		63.6	46.3
14/10/2024	17:03	51.7		55.2	45.3
14/10/2024	17:08	52.6		55.6	46.1
14/10/2024	17:13	55.0	54.7	56.6	46.7
14/10/2024	17:18	54.3		55.3	47.6
14/10/2024	17:23	59.0		61.0	49.0
14/10/2024	17:28	48.4		50.1	46.7
14/10/2024	17:33	51.5		51.6	46.5
14/10/2024	17:38	48.6		51.4	45.2
14/10/2024	17:43	56.5	58.4	60.4	46.7
14/10/2024	17:48	56.3		60.7	48.9
14/10/2024	17:53	53.5		55.2	48.8
14/10/2024	17:58	64.5		67.8	57.1
14/10/2024	18:03	55.5		58.4	47.9
14/10/2024	18:08	59.6		63.9	47.0
14/10/2024	18:13	54.4	57.7	58.4	46.0
14/10/2024	18:18	57.9		59.5	45.9
14/10/2024	18:23	58.6		62.6	47.1
14/10/2024	18:28	58.2		63.5	48.2
14/10/2024	18:33	51.5		54.4	45.8
14/10/2024	18:38	51.1		54.1	45.4
14/10/2024	18:43	58.3	55.7	61.3	48.7
14/10/2024	18:48	56.0		59.6	47.9
14/10/2024	18:53	59.1		64.5	48.8
14/10/2024	18:58	48.7		49.4	46.1
		Mean	65.0		
		Maximum	74.3		
		Minimum	53.2		

Date	Start Time	Leq (5mins)	Leq (30mins)	L10 (5mins)	L90 (5mins)
15/10/2024	7:03	42.8		44.3	40.2
15/10/2024	7:08	41.1		42.2	39.7
15/10/2024	7:13	39.3	41.7	40.3	38.3
15/10/2024	7:18	43.1		45.8	37.6
15/10/2024	7:23	39.7		40.7	38.5
15/10/2024	7:28	42.6		44.2	39.8
15/10/2024	7:33	39.2		40.3	38.0
15/10/2024	7:38	40.3		42.8	37.8
15/10/2024	7:43	46.0	42.7	50.6	38.7
15/10/2024	7:48	43.9		47.7	37.9
15/10/2024	7:53	42.8		46.9	39.4
15/10/2024	7:58	39.9		41.4	38.0
15/10/2024	8:03	41.4		43.6	39.3
15/10/2024	8:08	43.4		47.2	38.6
15/10/2024	8:13	44.9	46.5	49.4	39.5
15/10/2024	8:18	44.8		47.8	41.1
15/10/2024	8:23	47.1		51.3	40.2
15/10/2024	8:28	50.9		51.0	42.9
15/10/2024	8:33	56.0		60.1	41.9
15/10/2024	8:38	46.0		48.9	41.9
15/10/2024	8:43	57.7	61.5	62.5	44.9
15/10/2024	8:48	50.4		53.9	42.7
15/10/2024	8:53	50.8		53.9	43.7
15/10/2024	8:58	68.6		69.4	45.4
15/10/2024	9:03	61.6		62.0	61.2
15/10/2024	9:08	55.4		60.0	47.0
15/10/2024	9:13	58.6	56.9	64.8	43.2
15/10/2024	9:18	52.5		56.6	42.6
15/10/2024	9:23	48.7		60.5	41.8
15/10/2024	9:28	52.1		53.4	42.1
15/10/2024	9:33	60.9		61.9	44.4
15/10/2024	9:38	52.9		55.9	44.8
15/10/2024	9:43	53.4	55.8	56.3	43.3
15/10/2024	9:48	50.5		53.3	42.9
15/10/2024	9:53	56.7		62.1	43.0
15/10/2024	9:58	48.2		49.4	43.1
15/10/2024	10:03	44.0		45.6	41.8
15/10/2024	10:08	45.2		46.7	43.2
15/10/2024	10:13	48.8	47.6	50.4	43.7
15/10/2024	10:18	48.6		49.7	45.3
15/10/2024	10:23	48.2		50.4	44.9
15/10/2024	10:28	48.5		52.1	44.4
15/10/2024	10:33	49.8		52.7	45.4
15/10/2024	10:38	48.4		51.7	44.2
15/10/2024	10:43	50.0	50.2	53.3	45.3
15/10/2024	10:48	52.6		55.5	47.1
15/10/2024	10:53	50.3		52.9	46.2
15/10/2024	10:58	48.6		50.7	46.0
15/10/2024	11:03	58.1		61.3	53.2
15/10/2024	11:08	54.1		56.6	51.1
15/10/2024	11:13	59.7	57.1	61.9	50.0
15/10/2024	11:18	53.3		55.6	48.5
15/10/2024	11:23	59.2		60.0	49.0
15/10/2024	11:28	52.5		53.8	49.4
15/10/2024	11:33	56.4		57.3	48.6
15/10/2024	11:38	63.3		67.4	54.2
15/10/2024	11:43	51.7	59.6	53.5	49.1
15/10/2024	11:48	61.8		66.5	49.7
15/10/2024	11:53	60.4		61.6	49.7
15/10/2024	11:58	51.0		53.6	48.0
15/10/2024	12:03	50.2		51.4	48.1
15/10/2024	12:08	50.2		52.1	47.7
15/10/2024	12:13	59.2	56.8	62.9	49.7
15/10/2024	12:18	57.9		61.0	50.5
15/10/2024	12:23	60.4		63.3	56.5
15/10/2024	12:28	50.5		51.4	47.6
15/10/2024	12:33	74.0		76.4	52.9
15/10/2024	12:38	51.0		53.2	49.1
15/10/2024	12:43	52.3	66.4	53.9	50.7
15/10/2024	12:48	55.9		60.1	50.4
15/10/2024	12:53	56.0		57.4	51.7
15/10/2024	12:58	52.9		54.5	51.1
15/10/2024	13:03	69.6		72.8	53.1
15/10/2024	13:08	55.2		57.9	51.4
15/10/2024	13:13	59.9	63.3	66.0	51.2
15/10/2024	13:18	63.1		66.7	50.6
15/10/2024	13:23	53.8		55.5	51.9
15/10/2024	13:28	53.3		55.6	51.1
15/10/2024	13:33	53.0		55.3	50.9
15/10/2024	13:38	52.7		54.1	50.9
15/10/2024	13:43	51.7	54.7	53.4	49.9
15/10/2024	13:48	53.3		54.1	51.7
15/10/2024	13:53	53.8		55.0	52.2
15/10/2024	13:58	59.0		62.0	52.2
15/10/2024	14:03	53.7		55.7	51.0
15/10/2024	14:08	55.3		56.7	52.3
15/10/2024	14:13	53.1	56.6	55.7	50.6
15/10/2024	14:18	62.0		66.0	51.8
15/10/2024	14:23	52.3		54.8	49.5
15/10/2024	14:28	52.7		55.0	49.9
15/10/2024	14:33	53.8		55.7	50.9
15/10/2024	14:38	58.8		59.7	51.0
15/10/2024	14:43	55.6	55.8	59.7	50.9
15/10/2024	14:48	57.5		58.7	51.3
15/10/2024	14:53	53.1		55.2	49.2
15/10/2024	14:58	51.7		52.9	50.1
15/10/2024	15:03	52.8		54.9	49.6
15/10/2024	15:08	61.1		65.7	49.2
15/10/2024	15:13	71.2	64.1	78.3	49.5
15/10/2024	15:18	52.1		54.5	49.0
15/10/2024	15:23	55.1		56.4	49.5
15/10/2024	15:28	52.3		53.2	49.6
15/10/2024	15:33	53.4		55.5	50.7
15/10/2024	15:38	62.0		63.9	53.1
15/10/2024	15:43	55.6	57.4	56.7	49.8
15/10/2024	15:48	53.5		56.2	50.3
15/10/2024	15:53	58.9		60.0	51.2
15/10/2024	15:58	51.2		53.2	49.8
15/10/2024	16:03	52.2		53.9	50.6
15/10/2024	16:08	51.9		53.4	50.1
15/10/2024	16:13	52.9	53.8	55.1	49.9
15/10/2024	16:18	52.0		54.4	49.5
15/10/2024	16:23	51.8		52.6	49.9
15/10/2024	16:28	57.9		63.9	49.4
15/10/2024	16:33	62.0		65.1	50.5
15/10/2024	16:38	58.4		61.3	52.5
15/10/2024	16:43	59.7	58.4	65.4	50.1
15/10/2024	16:48	53.4		56.7	48.4
15/10/2024	16:53	51.0		52.1	48.6
15/10/2024	16:58	57.8		61.1	50.2
15/10/2024	17:03	65.1		69.3	50.7
15/10/2024	17:08	58.1		60.6	54.3
15/10/2024	17:13	62.3	62.6	67.1	50.2
15/10/2024	17:18	67.0		70.8	50.0
15/10/2024	17:23	52.0		53.9	48.9
15/10/2024	17:28	52.8		53.9	49.2
15/10/2024	17:33	51.3		52.7	50.1
15/10/2024	17:38	53.3		56.1	49.4
15/10/2024	17:43	49.0	56.2	51.4	46.5
15/10/2024	17:48	57.2		61.7	48.3
15/10/2024	17:53	58.8		63.4	48.3
15/10/2024	17:58	58.9		60.8	47.8
15/10/2024	18:03	48.6		50.1	46.9
15/10/2024	18:08	46.7		48.0	45.3
15/10/2024	18:13	47.1	51.5	48.2	45.5
15/10/2024	18:18	48.4		50.0	46.4
15/10/2024	18:23	52.4		56.6	47.7
15/10/2024	18:28	56.3		61.2	48.8
15/10/2024	18:33	50.1		52.7	47.3
15/10/2024	18:38	52.6		55.2	48.0
15/10/2024	18:43	53.4	65.9	53.9	47.1
15/10/2024	18:48	52.0		54.0	48.6
15/10/2024	18:53	57.6		58.9	48.8
15/10/2024	18:58	73.4		76.7	53.4
		Mean	52.4		
		Maximum	61.5		
		Minimum	41.7		

Station: CM27a

Date	Start Time	Leq (5mins)	Leq (30mins)	L10 (5mins)	L90 (5mins)
16/10/2024	7:03	48.1	47.4	50.8	43.7
16/10/2024	7:08	45.9		47.6	44.1
16/10/2024	7:13	47.6		50.9	43.1
16/10/2024	7:18	48.9		52.8	43.5
16/10/2024	7:23	44.8		46.7	41.3
16/10/2024	7:28	48.1		51.7	43.0
16/10/2024	7:33	49.1	47.3	49.3	44.0
16/10/2024	7:38	43.3		45.1	41.5
16/10/2024	7:43	48.9		53.4	42.8
16/10/2024	7:48	43.8		45.3	41.7
16/10/2024	7:53	47.4		50.9	42.6
16/10/2024	7:58	47.8		50.4	42.4
16/10/2024	8:03	45.3	46.5	47.5	42.6
16/10/2024	8:08	47.8		50.4	42.6
16/10/2024	8:13	43.4		45.4	41.7
16/10/2024	8:18	44.6		46.1	42.0
16/10/2024	8:23	49.0		52.1	44.4
16/10/2024	8:28	46.5		49.1	42.0
16/10/2024	8:33	44.1	49.2	45.2	42.0
16/10/2024	8:38	44.8		46.8	41.9
16/10/2024	8:43	40.5		41.5	39.0
16/10/2024	8:48	44.1		45.4	42.4
16/10/2024	8:53	48.6		49.4	47.4
16/10/2024	8:58	55.2		59.0	43.0
16/10/2024	9:03	43.0	43.9	43.1	40.5
16/10/2024	9:08	42.9		44.3	41.3
16/10/2024	9:13	46.6		51.1	40.3
16/10/2024	9:18	43.6		45.8	40.8
16/10/2024	9:23	42.9		45.7	40.3
16/10/2024	9:28	42.9		44.0	41.1
16/10/2024	9:33	47.6	44.5	50.2	43.6
16/10/2024	9:38	46.1		49.8	41.1
16/10/2024	9:43	39.5		40.5	38.6
16/10/2024	9:48	42.9		44.4	40.3
16/10/2024	9:53	44.7		44.9	41.2
16/10/2024	9:58	40.9		42.8	38.8
16/10/2024	10:03	56.3	49.9	58.7	42.3
16/10/2024	10:08	44.0		45.4	40.9
16/10/2024	10:13	45.6		47.6	40.0
16/10/2024	10:18	48.2		50.4	43.6
16/10/2024	10:23	42.7		44.1	40.0
16/10/2024	10:28	41.8		42.0	38.9
16/10/2024	10:33	45.1	44.3	47.9	40.3
16/10/2024	10:38	43.6		45.6	40.7
16/10/2024	10:43	45.5		48.6	40.1
16/10/2024	10:48	45.4		45.8	40.9
16/10/2024	10:53	41.8		44.1	38.5
16/10/2024	10:58	43.0		44.3	41.0
16/10/2024	11:03	43.6	44.8	45.6	41.7
16/10/2024	11:08	46.9		49.3	43.3
16/10/2024	11:13	42.5		44.1	40.6
16/10/2024	11:18	47.6		50.2	43.1
16/10/2024	11:23	43.4		46.0	39.1
16/10/2024	11:28	41.0		42.5	38.6
16/10/2024	11:33	51.7	47.7	56.4	42.5
16/10/2024	11:38	45.6		48.0	41.8
16/10/2024	11:43	43.6		44.2	40.4
16/10/2024	11:48	49.1		51.2	44.5
16/10/2024	11:53	44.8		44.9	40.3
16/10/2024	11:58	45.8		47.9	43.2
16/10/2024	12:03	53.0	48.0	56.0	45.6
16/10/2024	12:08	46.9		50.2	41.5
16/10/2024	12:13	42.2		44.0	39.5
16/10/2024	12:18	47.0		50.2	41.2
16/10/2024	12:23	45.6		46.9	41.3
16/10/2024	12:28	44.4		46.1	39.4
16/10/2024	12:33	48.2		52.7	41.1
		Mean	46.7		
		Maximum	49.9		
		Minimum	43.9		

Summary of Noise Monitoring Results during 07:00 - 19:00 at CM27a	
	Leq (30mins)
Mean	55.7
Maximum	74.3
Minimum	39.5

Note:
1. The Leq (5mins) values within the time slots that do not have six consecutive Leq (5mins) values are not included in calculation of Leq (30mins).
2. Short periods of data gaps in tables are due to suspension of monitoring during replacement of batteries for the sound level meter.

Station: CM27a

Date	Start Time	Leq (5mins)	Leq (30mins)	L10 (5mins)	L90 (5mins)
2/10/2024	19:00	43.4	45.5	44.6	42.4
2/10/2024	19:05	47.0		49.7	43.3
2/10/2024	19:10	45.9		46.8	42.6
2/10/2024	19:15	47.0		47.3	43.8
2/10/2024	19:20	44.6		45.9	43.4
2/10/2024	19:25	43.9		45.1	42.4
2/10/2024	19:30	52.6	47.7	54.9	43.5
2/10/2024	19:35	44.0		45.1	42.3
2/10/2024	19:40	47.3		50.9	43.2
2/10/2024	19:45	43.8		44.9	42.1
2/10/2024	19:50	45.0		47.6	42.7
2/10/2024	19:55	45.6		46.4	42.1
2/10/2024	20:00	43.6	48.4	44.5	42.5
2/10/2024	20:05	46.7		47.9	43.4
2/10/2024	20:10	45.0		46.0	44.0
2/10/2024	20:15	48.6		53.3	43.0
2/10/2024	20:20	45.6		48.3	42.9
2/10/2024	20:25	53.1		54.3	45.5
2/10/2024	20:30	51.9	48.7	54.2	44.6
2/10/2024	20:35	48.3		51.6	43.6
2/10/2024	20:40	46.4		48.0	43.7
2/10/2024	20:45	47.9		49.7	46.3
2/10/2024	20:50	46.0		48.4	43.6
2/10/2024	20:55	48.7		51.3	45.2
2/10/2024	21:00	54.1	50.1	57.5	47.2
2/10/2024	21:05	46.8		49.2	43.6
2/10/2024	21:10	51.4		54.9	45.1
2/10/2024	21:15	49.1		51.9	44.9
2/10/2024	21:20	45.2		47.4	42.6
2/10/2024	21:25	47.3		49.0	45.1
2/10/2024	21:30	45.8	47.1	47.5	43.0
2/10/2024	21:35	48.6		52.1	43.6
2/10/2024	21:40	48.8		51.8	44.3
2/10/2024	21:45	46.3		48.5	43.6
2/10/2024	21:50	45.0		46.4	42.3
2/10/2024	21:55	46.8		49.3	43.5
2/10/2024	22:00	52.2	62.4	56.6	44.9
2/10/2024	22:05	45.6		47.7	42.7
2/10/2024	22:10	44.5		46.3	42.4
2/10/2024	22:15	42.9		44.2	41.5
2/10/2024	22:20	47.5		50.2	43.6
2/10/2024	22:25	70.1		70.6	47.6
2/10/2024	22:30	48.8	50.1	50.9	45.1
2/10/2024	22:35	55.0		56.6	43.8
2/10/2024	22:40	46.3		50.2	41.9
2/10/2024	22:45	44.6		46.1	41.9
2/10/2024	22:50	47.7		48.3	43.3
2/10/2024	22:55	49.4		53.3	42.2

Mean	50.0
Maximum	62.4
Minimum	45.5

Date	Start Time	Leq (5mins)	Leq (30mins)	L10 (5mins)	L90 (5mins)
3/10/2024	19:00	43.7	47.4	46.1	40.0
3/10/2024	19:05	43.9		45.3	39.8
3/10/2024	19:10	42.3		42.8	40.1
3/10/2024	19:15	41.8		43.1	40.2
3/10/2024	19:20	53.6		54.7	39.9
3/10/2024	19:25	42.3		44.0	40.4
3/10/2024	19:30	41.0	51.0	42.4	39.5
3/10/2024	19:35	46.6		47.2	44.8
3/10/2024	19:40	47.2		50.3	43.4
3/10/2024	19:45	57.0		58.0	44.0
3/10/2024	19:50	48.4		52.6	43.5
3/10/2024	19:55	48.5		52.7	43.6
3/10/2024	20:00	45.9	64.3	47.7	44.2
3/10/2024	20:05	54.2		58.6	43.9
3/10/2024	20:10	44.6		45.3	44.0
3/10/2024	20:15	59.6		63.8	44.8
3/10/2024	20:20	71.4		71.6	59.5
3/10/2024	20:25	60.6		61.7	59.7
3/10/2024	20:30	61.7	59.4	67.0	50.6
3/10/2024	20:35	64.8		65.3	42.7
3/10/2024	20:40	55.1		59.4	43.4
3/10/2024	20:45	55.6		60.8	44.5
3/10/2024	20:50	43.4		44.0	41.8
3/10/2024	20:55	45.6		48.2	43.2
3/10/2024	21:00	62.5	56.3	66.8	47.0
3/10/2024	21:05	45.1		45.8	44.1
3/10/2024	21:10	58.0		61.9	43.7
3/10/2024	21:15	47.7		50.5	43.5
3/10/2024	21:20	45.8		46.4	43.6
3/10/2024	21:25	46.9		49.0	43.4
3/10/2024	21:30	58.5	52.7	60.3	44.5
3/10/2024	21:35	45.2		47.6	43.4
3/10/2024	21:40	48.2		50.0	43.9
3/10/2024	21:45	54.0		58.5	48.0
3/10/2024	21:50	45.6		46.7	44.0
3/10/2024	21:55	44.4		45.8	42.8
3/10/2024	22:00	44.1	53.9	45.5	42.6
3/10/2024	22:05	48.7		50.2	42.5
3/10/2024	22:10	44.4		44.5	42.0
3/10/2024	22:15	55.1		56.1	43.4
3/10/2024	22:20	44.6		45.9	43.3
3/10/2024	22:25	60.0		64.0	43.3
3/10/2024	22:30	46.7	46.2	47.2	42.2
3/10/2024	22:35	47.1		47.2	42.5
3/10/2024	22:40	43.4		44.2	42.3
3/10/2024	22:45	47.3		51.0	43.0
3/10/2024	22:50	43.9		45.9	41.7
3/10/2024	22:55	47.2		49.7	40.3

Mean	53.9
Maximum	64.3
Minimum	46.2

Station: CM27a

Date	Start Time	Leq (5mins)	Leq (30mins)	L10 (5mins)	L90 (5mins)
4/10/2024	19:00	47.0		49.6	42.8
4/10/2024	19:05	44.4		45.2	43.1
4/10/2024	19:10	51.2	47.1	53.7	43.6
4/10/2024	19:15	45.9		48.5	42.6
4/10/2024	19:20	45.4		48.4	42.3
4/10/2024	19:25	43.7		44.9	42.6
4/10/2024	19:30	43.6		44.7	42.7
4/10/2024	19:35	45.4		48.8	42.6
4/10/2024	19:40	44.6	44.8	46.5	42.2
4/10/2024	19:45	43.7		44.9	42.0
4/10/2024	19:50	45.7		48.5	42.8
4/10/2024	19:55	45.2		45.4	42.7
4/10/2024	20:00	43.9		45.4	41.9
4/10/2024	20:05	52.5		56.9	43.5
4/10/2024	20:10	43.6	52.8	45.0	41.4
4/10/2024	20:15	58.2		62.4	42.9
4/10/2024	20:20	50.5		53.4	45.0
4/10/2024	20:25	51.9		55.8	43.4
4/10/2024	20:30	47.9		50.4	44.8
4/10/2024	20:35	46.9		48.8	43.3
4/10/2024	20:40	47.5	54.3	50.2	44.0
4/10/2024	20:45	49.1		51.4	45.0
4/10/2024	20:50	54.6		58.7	46.2
4/10/2024	20:55	60.3		63.9	48.0
4/10/2024	21:00	47.2		48.8	43.3
4/10/2024	21:05	45.5		47.3	43.2
4/10/2024	21:10	46.7	47.6	48.9	43.7
4/10/2024	21:15	45.8		48.0	43.0
4/10/2024	21:20	49.1		51.4	45.0
4/10/2024	21:25	49.5		52.3	45.9
4/10/2024	21:30	48.1		49.3	44.0
4/10/2024	21:35	47.4		48.9	44.5
4/10/2024	21:40	54.2	50.9	56.0	42.8
4/10/2024	21:45	45.8		47.3	43.4
4/10/2024	21:50	54.1		60.0	44.0
4/10/2024	21:55	48.1		50.1	44.1
4/10/2024	22:00	46.3		48.0	43.2
4/10/2024	22:05	43.1		44.7	41.3
4/10/2024	22:10	45.6	49.8	47.5	42.7
4/10/2024	22:15	49.8		53.4	45.7
4/10/2024	22:20	50.5		53.2	45.0
4/10/2024	22:25	54.2		56.9	45.3
4/10/2024	22:30	46.1		47.5	43.5
4/10/2024	22:35	47.5		50.5	42.8
4/10/2024	22:40	48.7	46.6	52.2	43.1
4/10/2024	22:45	45.5		47.8	41.9
4/10/2024	22:50	43.3		45.3	40.9
4/10/2024	22:55	46.5		49.6	42.1

Mean	49.2
Maximum	54.3
Minimum	44.8

Date	Start Time	Leq (5mins)	Leq (30mins)	L10 (5mins)	L90 (5mins)
5/10/2024	19:00	41.0		42.0	39.6
5/10/2024	19:05	40.8		42.6	39.2
5/10/2024	19:10	42.2	41.6	43.8	40.3
5/10/2024	19:15	40.5		41.7	39.2
5/10/2024	19:20	42.3		43.8	40.9
5/10/2024	19:25	42.3		43.5	41.1
5/10/2024	19:30	44.9		47.2	38.9
5/10/2024	19:35	42.3		44.9	38.6
5/10/2024	19:40	51.4	47.0	52.0	41.5
5/10/2024	19:45	42.4		45.5	39.2
5/10/2024	19:50	49.4		53.2	42.0
5/10/2024	19:55	40.8		41.9	39.6
5/10/2024	20:00	50.7		56.1	40.4
5/10/2024	20:05	41.0		42.3	39.8
5/10/2024	20:10	51.7	48.2	53.9	39.9
5/10/2024	20:15	45.8		49.3	39.7
5/10/2024	20:20	46.4		49.1	38.6
5/10/2024	20:25	46.1		47.2	37.8
5/10/2024	20:30	43.6		46.8	38.0
5/10/2024	20:35	48.2		51.1	38.3
5/10/2024	20:40	52.2	48.2	54.4	40.4
5/10/2024	20:45	41.1		43.6	38.4
5/10/2024	20:50	42.8		45.2	37.6
5/10/2024	20:55	50.3		55.9	37.3
5/10/2024	21:00	42.1		44.9	38.1
5/10/2024	21:05	46.9		50.0	40.7
5/10/2024	21:10	58.0	52.0	60.7	43.3
5/10/2024	21:15	46.2		48.2	40.8
5/10/2024	21:20	45.7		49.2	36.6
5/10/2024	21:25	52.2		55.7	40.9
5/10/2024	21:30	45.3		48.0	38.6
5/10/2024	21:35	48.9		52.1	37.5
5/10/2024	21:40	44.3	50.1	47.5	38.2
5/10/2024	21:45	45.5		48.6	39.3
5/10/2024	21:50	43.9		47.0	37.2
5/10/2024	21:55	56.2		60.3	37.5
5/10/2024	22:00	44.2		47.3	39.7
5/10/2024	22:05	44.6		47.4	37.3
5/10/2024	22:10	45.1	48.1	46.3	39.1
5/10/2024	22:15	53.9		57.5	38.5
5/10/2024	22:20	45.7		51.7	39.4
5/10/2024	22:25	42.3		42.9	38.7
5/10/2024	22:30	45.0		48.6	39.4
5/10/2024	22:35	52.9		58.5	43.5
5/10/2024	22:40	58.9	53.1	63.6	43.7
5/10/2024	22:45	43.0		44.1	42.0
5/10/2024	22:50	44.0		44.9	42.6
5/10/2024	22:55	52.7		56.4	42.3

Mean	48.5
Maximum	53.1
Minimum	41.6

Station: CM27a

Date	Start Time	Leq (5mins)	Leq (30mins)	L10 (5mins)	L90 (5mins)
6/10/2024	19:00	43.3		44.4	41.7
6/10/2024	19:05	46.3		48.9	40.6
6/10/2024	19:10	43.3	44.8	44.7	39.8
6/10/2024	19:15	44.2		45.5	42.4
6/10/2024	19:20	45.6		47.7	42.1
6/10/2024	19:25	45.2		45.8	42.0
6/10/2024	19:30	43.8		44.9	41.9
6/10/2024	19:35	54.2		56.6	40.9
6/10/2024	19:40	49.1	48.8	52.5	41.5
6/10/2024	19:45	43.8		45.4	42.4
6/10/2024	19:50	44.5		46.5	41.8
6/10/2024	19:55	45.8		47.6	44.3
6/10/2024	20:00	45.5		45.7	43.3
6/10/2024	20:05	44.3		45.5	42.9
6/10/2024	20:10	49.5	46.7	52.3	42.5
6/10/2024	20:15	43.7		45.4	40.9
6/10/2024	20:20	46.6		47.1	43.2
6/10/2024	20:25	47.7		49.9	43.7
6/10/2024	20:30	48.4		48.6	42.3
6/10/2024	20:35	46.0		48.0	42.9
6/10/2024	20:40	44.3	57.3	45.6	42.2
6/10/2024	20:45	64.8		66.8	42.8
6/10/2024	20:50	45.4		46.8	43.7
6/10/2024	20:55	43.8		45.8	40.5
6/10/2024	21:00	48.9		52.5	42.4
6/10/2024	21:05	42.6		44.7	40.5
6/10/2024	21:10	42.7	44.4	45.5	39.5
6/10/2024	21:15	43.2		45.0	40.1
6/10/2024	21:20	41.7		43.3	40.0
6/10/2024	21:25	41.5		43.1	38.8
6/10/2024	21:30	42.1		43.8	38.7
6/10/2024	21:35	40.8		41.9	38.4
6/10/2024	21:40	39.9	41.6	41.2	38.7
6/10/2024	21:45	42.4		43.8	40.8
6/10/2024	21:50	41.8		43.6	39.4
6/10/2024	21:55	42.2		44.1	39.1
6/10/2024	22:00	42.0		43.9	39.6
6/10/2024	22:05	49.1		55.9	40.7
6/10/2024	22:10	53.2	53.0	59.2	43.3
6/10/2024	22:15	57.0		67.3	39.4
6/10/2024	22:20	42.9		44.7	40.0
6/10/2024	22:25	55.7		57.1	40.1
6/10/2024	22:30	42.7		46.0	39.0
6/10/2024	22:35	42.7		44.2	39.9
6/10/2024	22:40	39.0	41.0	40.5	37.2
6/10/2024	22:45	39.9		42.5	37.6
6/10/2024	22:50	40.5		42.2	38.1
6/10/2024	22:55	39.8		41.8	37.7
		Mean	47.2		
		Maximum	57.3		
		Minimum	41.0		

Date	Start Time	Leq (5mins)	Leq (30mins)	L10 (5mins)	L90 (5mins)
7/10/2024	19:00	65.5		71.4	43.5
7/10/2024	19:05	43.6		45.1	41.9
7/10/2024	19:10	42.7	58.3	44.1	41.0
7/10/2024	19:15	44.2		45.5	42.1
7/10/2024	19:20	56.6		62.2	42.2
7/10/2024	19:25	42.0		43.6	40.1
7/10/2024	19:30	43.1		44.3	41.8
7/10/2024	19:35	42.8		44.5	40.6
7/10/2024	19:40	47.9	47.2	53.0	41.4
7/10/2024	19:45	51.8		52.0	42.6
7/10/2024	19:50	45.4		46.4	42.8
7/10/2024	19:55	44.6		47.2	41.6
7/10/2024	20:00	44.4		46.1	42.0
7/10/2024	20:05	50.1		51.3	41.9
7/10/2024	20:10	44.0	46.4	45.4	42.5
7/10/2024	20:15	45.0		47.4	41.9
7/10/2024	20:20	46.5		46.8	42.2
7/10/2024	20:25	44.9		46.5	43.2
7/10/2024	20:30	48.4		50.3	42.6
7/10/2024	20:35	44.8		46.2	43.4
7/10/2024	20:40	43.2	45.3	44.6	41.9
7/10/2024	20:45	42.9		44.8	40.5
7/10/2024	20:50	45.2		46.5	42.7
7/10/2024	20:55	45.1		48.3	41.8
7/10/2024	21:00	52.6		54.4	43.7
7/10/2024	21:05	46.1		48.2	41.0
7/10/2024	21:10	55.8	50.7	60.0	42.3
7/10/2024	21:15	41.9		43.0	39.8
7/10/2024	21:20	43.4		45.8	38.4
7/10/2024	21:25	48.5		49.4	40.7
7/10/2024	21:30	41.6		43.6	38.9
7/10/2024	21:35	42.6		44.1	40.2
7/10/2024	21:40	44.1	44.4	46.2	41.0
7/10/2024	21:45	42.7		44.1	40.8
7/10/2024	21:50	42.9		43.9	38.9
7/10/2024	21:55	48.3		48.7	40.8
7/10/2024	22:00	44.5		47.1	39.4
7/10/2024	22:05	41.7		44.6	38.6
7/10/2024	22:10	43.1	51.9	43.9	40.4
7/10/2024	22:15	42.1		43.5	40.8
7/10/2024	22:20	49.9		56.1	42.8
7/10/2024	22:25	58.8		61.9	40.1
7/10/2024	22:30	41.1		42.9	39.1
7/10/2024	22:35	42.0		44.2	37.9
7/10/2024	22:40	41.5	40.7	44.5	38.0
7/10/2024	22:45	40.4		42.9	36.7
7/10/2024	22:50	39.4		41.6	36.3
7/10/2024	22:55	38.7		40.9	36.4
		Mean	48.1		
		Maximum	58.3		
		Minimum	40.7		

Station: CM27a

Date	Start Time	Leq (5mins)	Leq (30mins)	L10 (5mins)	L90 (5mins)
8/10/2024	19:03	45.0	48.3	47.1	42.6
8/10/2024	19:08	45.1		46.8	42.4
8/10/2024	19:13	54.1		57.0	42.4
8/10/2024	19:18	44.0		45.0	42.6
8/10/2024	19:23	44.9		46.8	42.9
8/10/2024	19:28	43.9		45.6	42.0
8/10/2024	19:33	45.2	44.4	46.8	42.5
8/10/2024	19:38	44.2		45.5	41.7
8/10/2024	19:43	43.4		44.6	41.9
8/10/2024	19:48	44.2		45.9	42.2
8/10/2024	19:53	44.4		46.1	41.8
8/10/2024	19:58	44.6		45.4	42.7
8/10/2024	20:03	43.5	47.0	44.6	42.0
8/10/2024	20:08	47.0		47.7	43.6
8/10/2024	20:13	50.7		52.8	42.7
8/10/2024	20:18	43.2		44.7	41.5
8/10/2024	20:23	45.9		47.6	42.6
8/10/2024	20:28	46.9		48.8	42.0
8/10/2024	20:33	44.4	44.8	45.8	42.3
8/10/2024	20:38	43.4		44.7	41.1
8/10/2024	20:43	43.0		44.5	40.8
8/10/2024	20:48	45.6		45.7	41.2
8/10/2024	20:53	44.1		45.8	41.3
8/10/2024	20:58	46.9		50.0	40.0
8/10/2024	21:03	44.5	47.1	47.8	41.5
8/10/2024	21:08	48.9		49.8	42.0
8/10/2024	21:13	46.9		50.2	41.7
8/10/2024	21:18	42.8		44.3	40.9
8/10/2024	21:23	48.8		53.4	42.1
8/10/2024	21:28	47.6		51.5	42.4
8/10/2024	21:33	42.4	42.9	43.4	41.1
8/10/2024	21:38	43.7		44.7	42.3
8/10/2024	21:43	42.8		44.1	40.7
8/10/2024	21:48	41.5		42.9	40.3
8/10/2024	21:53	43.1		45.1	41.1
8/10/2024	21:58	43.3		44.6	41.6
8/10/2024	22:03	42.0	53.9	43.4	40.1
8/10/2024	22:08	42.5		44.3	40.2
8/10/2024	22:13	49.8		50.9	39.6
8/10/2024	22:18	43.4		46.0	40.5
8/10/2024	22:23	60.9		72.1	42.3
8/10/2024	22:28	49.9		51.5	43.0
8/10/2024	22:33	42.9	42.7	44.3	41.5
8/10/2024	22:38	43.6		44.9	41.6
8/10/2024	22:43	43.0		44.5	41.5
8/10/2024	22:48	42.6		44.5	41.0
8/10/2024	22:53	41.8		43.4	40.0
8/10/2024	22:58	41.8		43.5	40.2

Mean	46.4
Maximum	53.9
Minimum	42.7

Date	Start Time	Leq (5mins)	Leq (30mins)	L10 (5mins)	L90 (5mins)
9/10/2024	19:03	43.8	43.8	45.3	41.9
9/10/2024	19:08	45.2		46.1	42.3
9/10/2024	19:13	44.1		45.5	40.4
9/10/2024	19:18	43.0		44.2	41.4
9/10/2024	19:23	43.7		44.5	41.7
9/10/2024	19:28	42.8		44.9	40.0
9/10/2024	19:33	42.6	48.0	44.1	41.0
9/10/2024	19:38	44.8		46.5	41.5
9/10/2024	19:43	49.4		54.4	43.4
9/10/2024	19:48	50.2		50.8	41.7
9/10/2024	19:53	50.3		54.6	43.5
9/10/2024	19:58	45.5		48.1	43.2
9/10/2024	20:03	57.5	51.4	60.3	44.6
9/10/2024	20:08	48.9		51.1	44.2
9/10/2024	20:13	43.5		44.9	41.9
9/10/2024	20:18	44.3		45.9	42.5
9/10/2024	20:23	50.1		51.7	43.5
9/10/2024	20:28	46.5		48.3	42.9
9/10/2024	20:33	47.3	49.9	48.5	44.2
9/10/2024	20:38	44.1		45.8	41.8
9/10/2024	20:43	43.3		44.9	41.3
9/10/2024	20:48	56.0		61.0	43.2
9/10/2024	20:53	47.1		50.0	43.8
9/10/2024	20:58	44.7		47.3	41.5
9/10/2024	21:03	46.9	45.8	48.3	41.6
9/10/2024	21:08	43.2		44.6	41.7
9/10/2024	21:13	44.0		46.0	40.4
9/10/2024	21:18	41.7		43.1	40.0
9/10/2024	21:23	50.2		52.9	40.3
9/10/2024	21:28	41.1		42.8	38.9
9/10/2024	21:33	39.8	52.0	41.2	38.2
9/10/2024	21:38	49.2		50.0	38.4
9/10/2024	21:43	42.9		46.0	39.2
9/10/2024	21:48	42.5		43.9	40.6
9/10/2024	21:53	59.1		62.8	41.2
9/10/2024	21:58	42.2		43.8	39.8
9/10/2024	22:03	41.4	54.3	43.1	39.8
9/10/2024	22:08	42.8		44.3	39.8
9/10/2024	22:13	49.8		50.1	39.7
9/10/2024	22:18	61.3		67.4	41.5
9/10/2024	22:23	51.0		56.7	40.5
9/10/2024	22:28	42.3		43.8	40.7
9/10/2024	22:33	50.3	44.5	54.3	40.3
9/10/2024	22:38	43.2		43.9	39.2
9/10/2024	22:43	40.5		42.1	38.8
9/10/2024	22:48	39.1		40.8	37.2
9/10/2024	22:53	40.3		42.3	37.8
9/10/2024	22:58	40.7		43.6	37.3

Mean	48.7
Maximum	54.3
Minimum	43.8

Station: CM27a

Date	Start Time	Leq (5mins)	Leq (30mins)	L10 (5mins)	L90 (5mins)
10/10/2024	19:03	43.7		45.4	42.1
10/10/2024	19:08	57.8		61.0	41.6
10/10/2024	19:13	59.4	54.2	63.6	44.0
10/10/2024	19:18	43.8		46.1	41.3
10/10/2024	19:23	43.1		44.6	41.2
10/10/2024	19:28	44.2		46.5	41.2
10/10/2024	19:33	52.4		54.5	39.9
10/10/2024	19:38	52.8		56.3	43.1
10/10/2024	19:43	44.0	48.9	45.1	41.7
10/10/2024	19:48	45.1		46.3	40.7
10/10/2024	19:53	44.2		45.4	42.7
10/10/2024	19:58	43.2		44.4	41.7
10/10/2024	20:03	49.8		50.9	43.0
10/10/2024	20:08	45.9		47.3	43.8
10/10/2024	20:13	44.5	47.4	46.2	43.1
10/10/2024	20:18	45.7		46.3	42.1
10/10/2024	20:23	45.8		47.8	42.9
10/10/2024	20:28	49.8		51.2	42.3
10/10/2024	20:33	46.0		48.1	42.9
10/10/2024	20:38	44.7		46.1	43.0
10/10/2024	20:43	44.9	44.7	46.7	42.7
10/10/2024	20:48	43.8		45.4	42.1
10/10/2024	20:53	45.3		47.1	41.0
10/10/2024	20:58	43.1		44.6	41.4
10/10/2024	21:03	46.3		48.1	41.6
10/10/2024	21:08	48.9		52.1	40.9
10/10/2024	21:13	41.9	48.1	44.0	39.7
10/10/2024	21:18	48.9		53.2	40.6
10/10/2024	21:23	49.3		50.4	38.5
10/10/2024	21:28	49.7		55.4	39.8
10/10/2024	21:33	43.1		45.0	40.9
10/10/2024	21:38	42.7		44.0	40.3
10/10/2024	21:43	62.2	54.7	63.3	42.2
10/10/2024	21:48	43.6		44.5	41.1
10/10/2024	21:53	43.7		45.7	40.2
10/10/2024	21:58	43.5		45.2	39.3
10/10/2024	22:03	42.2		43.7	40.3
10/10/2024	22:08	41.6		44.2	38.3
10/10/2024	22:13	41.4	61.7	43.2	39.0
10/10/2024	22:18	69.3		72.2	41.3
10/10/2024	22:23	53.7		57.9	40.2
10/10/2024	22:28	40.7		42.2	39.1
10/10/2024	22:33	38.8		40.7	36.3
10/10/2024	22:38	40.6		42.4	38.3
10/10/2024	22:43	40.5	39.7	42.5	38.5
10/10/2024	22:48	40.4		42.6	37.5
10/10/2024	22:53	39.1		41.5	36.6
10/10/2024	22:58	38.2		40.3	35.3

Mean	49.9
Maximum	61.7
Minimum	39.7

Date	Start Time	Leq (5mins)	Leq (30mins)	L10 (5mins)	L90 (5mins)
11/10/2024	19:03	44.9		46.8	42.9
11/10/2024	19:08	47.3		49.7	44.3
11/10/2024	19:13	49.9	46.3	51.9	41.9
11/10/2024	19:18	42.9		43.9	41.8
11/10/2024	19:23	43.6		44.6	42.4
11/10/2024	19:28	44.8		44.9	42.1
11/10/2024	19:33	54.2		54.7	41.8
11/10/2024	19:38	48.1		48.9	42.7
11/10/2024	19:43	43.6	49.3	45.2	42.0
11/10/2024	19:48	50.5		53.3	42.6
11/10/2024	19:53	43.5		44.9	41.9
11/10/2024	19:58	44.3		46.4	42.5
11/10/2024	20:03	46.8		49.1	42.7
11/10/2024	20:08	45.4		46.0	43.5
11/10/2024	20:13	50.9	49.2	51.9	42.4
11/10/2024	20:18	43.8		45.7	41.6
11/10/2024	20:23	53.8		56.3	44.2
11/10/2024	20:28	44.5		45.9	42.2
11/10/2024	20:33	44.0		45.2	42.1
11/10/2024	20:38	43.0		44.5	41.7
11/10/2024	20:43	44.5	44.6	45.3	41.0
11/10/2024	20:48	43.8		43.9	41.0
11/10/2024	20:53	47.2		48.3	41.2
11/10/2024	20:58	43.9		46.9	40.9
11/10/2024	21:03	53.0		58.1	41.5
11/10/2024	21:08	45.8		48.4	41.7
11/10/2024	21:13	43.0	49.1	43.9	41.4
11/10/2024	21:18	47.8		51.0	42.1
11/10/2024	21:23	48.5		52.9	43.2
11/10/2024	21:28	50.2		51.3	41.6
11/10/2024	21:33	43.6		45.3	41.2
11/10/2024	21:38	52.8		55.2	41.8
11/10/2024	21:43	43.6	46.9	45.6	41.8
11/10/2024	21:48	44.1		45.4	41.7
11/10/2024	21:53	42.6		44.1	40.6
11/10/2024	21:58	41.8		43.0	40.4
11/10/2024	22:03	42.1		44.0	40.3
11/10/2024	22:08	43.2		44.9	40.6
11/10/2024	22:13	43.9	56.5	45.6	40.7
11/10/2024	22:18	41.6		42.6	40.4
11/10/2024	22:23	63.5		65.5	41.5
11/10/2024	22:28	55.6		57.4	41.9
11/10/2024	22:33	45.2		45.6	41.2
11/10/2024	22:38	43.0		44.2	41.5
11/10/2024	22:43	42.9	45.3	43.8	41.9
11/10/2024	22:48	42.0		43.6	40.2
11/10/2024	22:53	49.8		54.5	40.2
11/10/2024	22:58	43.1		44.5	41.4

Mean	48.4
Maximum	56.5
Minimum	44.6

Station: CM27a

Date	Start Time	Leq (5mins)	Leq (30mins)	L10 (5mins)	L90 (5mins)
12/10/2024	19:03	52.4	53.3	55.0	46.7
12/10/2024	19:08	48.8		50.3	47.2
12/10/2024	19:13	56.4		60.2	49.5
12/10/2024	19:18	50.8		52.4	47.8
12/10/2024	19:23	55.3		59.7	47.8
12/10/2024	19:28	51.8		53.5	47.3
12/10/2024	19:33	51.0	51.5	53.2	46.9
12/10/2024	19:38	52.8		54.2	48.3
12/10/2024	19:43	50.4		52.0	46.3
12/10/2024	19:48	52.9		57.3	47.3
12/10/2024	19:53	51.4		54.6	45.7
12/10/2024	19:58	49.8		50.8	45.9
12/10/2024	20:03	64.7	58.9	67.1	49.9
12/10/2024	20:08	60.5		63.9	49.9
12/10/2024	20:13	51.9		52.0	45.6
12/10/2024	20:18	52.8		54.3	49.0
12/10/2024	20:23	50.3		52.0	48.2
12/10/2024	20:28	50.3		52.1	48.5
12/10/2024	20:33	51.5	50.5	51.9	50.6
12/10/2024	20:38	54.2		57.7	50.6
12/10/2024	20:43	52.0		54.3	43.0
12/10/2024	20:48	45.7		47.9	43.3
12/10/2024	20:53	44.8		46.0	43.3
12/10/2024	20:58	46.5		48.3	44.4
12/10/2024	21:03	47.2	46.9	47.6	44.1
12/10/2024	21:08	45.5		46.5	44.2
12/10/2024	21:13	47.1		48.0	45.9
12/10/2024	21:18	47.3		48.2	44.5
12/10/2024	21:23	46.8		49.1	43.9
12/10/2024	21:28	47.4		50.4	44.7
12/10/2024	21:33	45.8	50.8	47.4	44.1
12/10/2024	21:38	46.3		48.9	43.4
12/10/2024	21:43	47.5		47.8	45.4
12/10/2024	21:48	49.2		51.3	45.6
12/10/2024	21:53	53.1		56.9	47.9
12/10/2024	21:58	54.8		55.4	54.4
12/10/2024	22:03	59.7	54.9	61.2	46.8
12/10/2024	22:08	48.1		50.1	46.1
12/10/2024	22:13	48.7		49.6	46.9
12/10/2024	22:18	58.1		62.1	44.5
12/10/2024	22:23	45.9		47.0	44.5
12/10/2024	22:28	50.6		51.3	45.5
12/10/2024	22:33	54.7	48.6	59.3	42.1
12/10/2024	22:38	44.7		46.3	42.4
12/10/2024	22:43	46.4		47.5	43.5
12/10/2024	22:48	43.7		45.0	42.2
12/10/2024	22:53	42.4		43.3	41.5
12/10/2024	22:58	43.7		43.9	41.3

Mean	51.9
Maximum	58.9
Minimum	46.9

Date	Start Time	Leq (5mins)	Leq (30mins)	L10 (5mins)	L90 (5mins)
13/10/2024	19:03	41.5	42.9	43.1	39.6
13/10/2024	19:08	40.9		42.4	39.0
13/10/2024	19:13	39.9		41.4	38.4
13/10/2024	19:18	40.0		41.7	38.6
13/10/2024	19:23	47.9		51.7	41.4
13/10/2024	19:28	39.4		41.1	37.5
13/10/2024	19:33	43.5	48.7	46.0	38.1
13/10/2024	19:38	43.0		44.8	40.4
13/10/2024	19:43	43.4		47.3	39.3
13/10/2024	19:48	43.8		47.3	38.5
13/10/2024	19:53	41.3		42.8	39.2
13/10/2024	19:58	55.3		61.1	39.6
13/10/2024	20:03	49.8	51.6	50.2	42.3
13/10/2024	20:08	46.2		49.5	41.2
13/10/2024	20:13	55.9		60.0	43.7
13/10/2024	20:18	44.9		47.2	42.0
13/10/2024	20:23	50.3		53.3	44.0
13/10/2024	20:28	53.2		56.1	46.8
13/10/2024	20:33	55.3	65.5	60.7	42.5
13/10/2024	20:38	55.9		62.1	41.7
13/10/2024	20:43	73.0		78.2	61.1
13/10/2024	20:48	53.0		58.1	42.9
13/10/2024	20:53	50.7		55.6	42.6
13/10/2024	20:58	50.3		51.8	42.5
13/10/2024	21:03	58.2	53.3	59.4	41.9
13/10/2024	21:08	51.1		54.5	43.4
13/10/2024	21:13	51.8		55.6	42.9
13/10/2024	21:18	52.2		55.2	43.9
13/10/2024	21:23	49.4		50.4	41.7
13/10/2024	21:28	49.0		51.8	44.7
13/10/2024	21:33	60.5	53.8	62.8	43.9
13/10/2024	21:38	48.2		51.1	42.8
13/10/2024	21:43	45.2		46.7	43.2
13/10/2024	21:48	44.9		46.4	42.5
13/10/2024	21:53	48.2		50.6	45.5
13/10/2024	21:58	50.8		52.6	44.9
13/10/2024	22:03	46.7	50.1	48.9	44.2
13/10/2024	22:08	50.5		53.4	45.8
13/10/2024	22:13	49.5		53.2	46.0
13/10/2024	22:18	51.5		54.4	45.7
13/10/2024	22:23	48.1		49.3	45.3
13/10/2024	22:28	51.9		55.5	47.4
13/10/2024	22:33	49.5	49.1	52.3	46.8
13/10/2024	22:38	48.9		51.7	45.5
13/10/2024	22:43	51.9		52.0	45.1
13/10/2024	22:48	48.9		50.7	45.6
13/10/2024	22:53	45.5		46.9	44.2
13/10/2024	22:58	47.3		49.0	44.9

Mean	51.9
Maximum	65.5
Minimum	42.9

Station: CM27a

Date	Start Time	Leq (5mins)	Leq (30mins)	L10 (5mins)	L90 (5mins)
14/10/2024	19:03	48.5	59.5	49.8	46.2
14/10/2024	19:08	64.1		67.1	47.7
14/10/2024	19:13	49.9		51.6	46.7
14/10/2024	19:18	61.5		65.0	50.3
14/10/2024	19:23	57.0		57.3	50.7
14/10/2024	19:28	58.5		62.1	50.7
14/10/2024	19:33	51.2	55.3	51.9	50.3
14/10/2024	19:38	50.9		51.4	50.5
14/10/2024	19:43	62.2		65.9	44.3
14/10/2024	19:48	48.3		50.0	44.1
14/10/2024	19:53	43.0		43.9	41.9
14/10/2024	19:58	45.9		48.5	42.6
14/10/2024	20:03	44.5	45.1	45.7	42.6
14/10/2024	20:08	46.1		46.2	43.0
14/10/2024	20:13	43.7		44.7	42.3
14/10/2024	20:18	45.5		46.1	41.7
14/10/2024	20:23	43.8		45.3	41.1
14/10/2024	20:28	46.4		48.6	42.9
14/10/2024	20:33	55.1	49.3	58.9	43.6
14/10/2024	20:38	47.9		51.7	42.6
14/10/2024	20:43	44.1		44.8	42.5
14/10/2024	20:48	46.7		50.3	41.8
14/10/2024	20:53	44.7		45.6	43.5
14/10/2024	20:58	42.6		43.7	41.7
14/10/2024	21:03	44.0	49.4	46.6	41.5
14/10/2024	21:08	42.6		43.8	41.5
14/10/2024	21:13	43.3		43.9	41.2
14/10/2024	21:18	46.2		56.2	41.5
14/10/2024	21:23	55.9		56.0	42.9
14/10/2024	21:28	43.6		45.1	42.0
14/10/2024	21:33	44.4	61.4	45.6	43.3
14/10/2024	21:38	68.0		69.4	42.2
14/10/2024	21:43	48.9		53.4	42.0
14/10/2024	21:48	60.7		62.7	54.3
14/10/2024	21:53	49.4		51.8	41.5
14/10/2024	21:58	58.2		62.6	44.0
14/10/2024	22:03	47.0	45.9	51.2	42.5
14/10/2024	22:08	42.7		43.6	41.8
14/10/2024	22:13	47.2		47.7	42.4
14/10/2024	22:18	48.2		50.5	42.0
14/10/2024	22:23	44.3		45.6	42.6
14/10/2024	22:28	43.2		43.9	42.2
14/10/2024	22:33	45.9	44.3	48.5	41.9
14/10/2024	22:38	43.2		44.2	42.4
14/10/2024	22:43	42.5		43.5	41.2
14/10/2024	22:48	43.2		43.4	41.4
14/10/2024	22:53	46.2		47.4	42.2
14/10/2024	22:58	43.5		47.7	41.0

Mean	51.3
Maximum	61.4
Minimum	44.3

Date	Start Time	Leq (5mins)	Leq (30mins)	L10 (5mins)	L90 (5mins)
15/10/2024	19:03	49.0	62.7	50.8	47.0
15/10/2024	19:08	55.4		60.5	49.0
15/10/2024	19:13	50.9		53.0	47.2
15/10/2024	19:18	55.2		57.0	47.0
15/10/2024	19:23	64.7		69.4	51.1
15/10/2024	19:28	68.7		68.8	55.9
15/10/2024	19:33	51.3	54.2	54.3	47.3
15/10/2024	19:38	55.3		60.6	46.2
15/10/2024	19:43	50.2		52.9	47.2
15/10/2024	19:48	55.1		58.9	46.7
15/10/2024	19:53	51.7		53.9	45.2
15/10/2024	19:58	57.1		60.4	46.2
15/10/2024	20:03	52.7	56.6	55.7	48.9
15/10/2024	20:08	57.4		62.7	46.6
15/10/2024	20:13	49.5		51.0	47.2
15/10/2024	20:18	60.1		63.7	48.4
15/10/2024	20:23	58.7		60.7	48.8
15/10/2024	20:28	52.4		53.6	48.4
15/10/2024	20:33	52.6	58.1	54.2	50.7
15/10/2024	20:38	65.5		68.5	54.3
15/10/2024	20:43	45.9		47.1	43.9
15/10/2024	20:48	45.3		46.2	43.5
15/10/2024	20:53	46.3		47.5	45.0
15/10/2024	20:58	46.8		48.9	44.6
15/10/2024	21:03	52.9	50.3	55.6	44.5
15/10/2024	21:08	47.4		48.7	44.4
15/10/2024	21:13	46.0		47.9	43.8
15/10/2024	21:18	46.2		47.9	44.3
15/10/2024	21:23	54.1		57.6	43.2
15/10/2024	21:28	47.6		50.6	43.4
15/10/2024	21:33	49.2	54.1	53.3	45.0
15/10/2024	21:38	47.0		48.9	43.7
15/10/2024	21:43	48.7		50.5	44.8
15/10/2024	21:48	51.0		53.7	47.0
15/10/2024	21:53	48.4		49.5	46.3
15/10/2024	21:58	60.6		63.5	54.8
15/10/2024	22:03	52.5	52.0	53.5	48.5
15/10/2024	22:08	54.7		58.3	48.8
15/10/2024	22:13	54.7		57.5	48.0
15/10/2024	22:18	45.7		47.9	43.7
15/10/2024	22:23	47.3		49.3	44.4
15/10/2024	22:28	49.3		50.5	43.0
15/10/2024	22:33	55.1	50.6	60.5	44.5
15/10/2024	22:38	42.7		44.3	41.0
15/10/2024	22:43	54.5		57.4	43.1
15/10/2024	22:48	42.8		43.9	41.7
15/10/2024	22:53	44.5		46.0	41.7
15/10/2024	22:58	43.0		44.1	42.1

Mean	54.8
Maximum	62.7
Minimum	50.3

Summary of Noise Monitoring Results during 19:00 - 23:00 at CM27a	
	Leq (30mins)
Mean	50.3
Maximum	65.5
Minimum	39.7

Station: CM27a

Date	Start Time	Leq (5mins)	Leq (30mins)	L10 (5mins)	L90 (5mins)
2/10/2024	23:00	47.0	45.4	50.1	42.7
2/10/2024	23:05	45.8		47.8	42.1
2/10/2024	23:10	43.2		45.0	41.3
2/10/2024	23:15	48.0		50.6	43.0
2/10/2024	23:20	43.3		45.0	39.4
2/10/2024	23:25	41.2		42.9	39.2
2/10/2024	23:30	47.5	45.1	49.3	43.3
2/10/2024	23:35	42.1		42.6	39.8
2/10/2024	23:40	47.0		50.5	41.0
2/10/2024	23:45	42.7		45.1	40.1
2/10/2024	23:50	46.0		48.1	40.7
2/10/2024	23:55	40.9		42.3	38.8
		Mean	45.2		
		Maximum	45.4		
		Minimum	45.1		

Date	Start Time	Leq (5mins)	Leq (30mins)	L10 (5mins)	L90 (5mins)
3/10/2024	0:00	46.4	48.3	49.7	41.4
3/10/2024	0:05	53.5		54.6	40.7
3/10/2024	0:10	44.0		45.7	39.7
3/10/2024	0:15	43.9		45.7	40.6
3/10/2024	0:20	46.7		49.7	40.2
3/10/2024	0:25	45.8		48.9	41.3
3/10/2024	0:30	43.7	46.1	44.8	38.6
3/10/2024	0:35	44.7		46.7	41.8
3/10/2024	0:40	43.1		45.0	40.9
3/10/2024	0:45	43.2		45.4	39.1
3/10/2024	0:50	49.7		54.0	39.4
3/10/2024	0:55	47.5		48.9	40.6
3/10/2024	1:00	47.8	47.6	51.0	40.7
3/10/2024	1:05	50.7		53.7	42.6
3/10/2024	1:10	42.9		44.3	40.1
3/10/2024	1:15	45.8		48.4	41.3
3/10/2024	1:20	49.1		53.8	41.4
3/10/2024	1:25	44.6		46.8	40.7
3/10/2024	1:30	42.8	46.3	44.7	39.5
3/10/2024	1:35	45.2		47.8	42.0
3/10/2024	1:40	44.3		46.1	41.2
3/10/2024	1:45	49.0		52.6	44.1
3/10/2024	1:50	47.3		49.9	43.1
3/10/2024	1:55	46.3		48.1	42.0
3/10/2024	2:00	46.6	44.9	49.2	40.9
3/10/2024	2:05	44.2		46.4	41.3
3/10/2024	2:10	44.7		47.8	39.7
3/10/2024	2:15	44.1		46.1	40.0
3/10/2024	2:20	42.6		45.0	38.8
3/10/2024	2:25	45.9		48.2	39.6
3/10/2024	2:30	42.1	41.5	43.2	38.4
3/10/2024	2:35	42.7		44.4	38.3
3/10/2024	2:40	43.3		46.4	37.6
3/10/2024	2:45	41.1		43.4	37.9
3/10/2024	2:50	40.0		41.1	38.0
3/10/2024	2:55	37.4		38.4	36.5
3/10/2024	3:00	39.3	48.4	41.0	36.9
3/10/2024	3:05	46.5		50.8	37.9
3/10/2024	3:10	41.9		42.6	37.6
3/10/2024	3:15	43.8		44.0	38.2
3/10/2024	3:20	41.7		43.8	38.9
3/10/2024	3:25	54.9		59.5	39.2
3/10/2024	3:30	42.1	46.9	43.4	38.7
3/10/2024	3:35	50.4		52.3	37.9
3/10/2024	3:40	46.1		48.9	38.3
3/10/2024	3:45	49.8		53.3	40.1
3/10/2024	3:50	41.6		43.8	39.5
3/10/2024	3:55	42.2		46.6	36.9
3/10/2024	4:00	38.6	50.5	39.8	37.3
3/10/2024	4:05	39.1		40.5	37.2
3/10/2024	4:10	40.9		42.7	37.4
3/10/2024	4:15	57.9		61.8	38.2
3/10/2024	4:20	42.4		45.0	38.7
3/10/2024	4:25	41.3		42.3	39.7
3/10/2024	4:30	42.5	43.2	44.7	38.0
3/10/2024	4:35	42.1		43.9	39.7
3/10/2024	4:40	40.1		41.9	37.9
3/10/2024	4:45	46.3		51.0	38.2
3/10/2024	4:50	42.1		44.1	38.0
3/10/2024	4:55	43.4		47.4	39.0
3/10/2024	5:00	43.4	63.5	45.8	39.8
3/10/2024	5:05	50.4		50.7	42.4
3/10/2024	5:10	53.3		55.5	42.5
3/10/2024	5:15	50.4		53.5	43.4
3/10/2024	5:20	64.5		66.6	43.2
3/10/2024	5:25	70.1		75.0	48.0
3/10/2024	5:30	51.7	51.7	56.2	42.6
3/10/2024	5:35	52.5		57.4	42.1
3/10/2024	5:40	52.4		55.9	43.3
3/10/2024	5:45	50.4		53.1	42.1
3/10/2024	5:50	53.9		57.8	43.4
3/10/2024	5:55	45.2		46.7	43.2
3/10/2024	6:00	48.4	49.5	50.4	45.3
3/10/2024	6:05	47.7		50.3	44.3
3/10/2024	6:10	49.0		52.2	44.9
3/10/2024	6:15	50.9		52.9	45.6
3/10/2024	6:20	49.1		51.6	46.2
3/10/2024	6:25	50.8		51.5	45.6
3/10/2024	6:30	46.2	52.9	47.8	44.4
3/10/2024	6:35	53.6		55.8	45.5
3/10/2024	6:40	53.8		55.4	46.7
3/10/2024	6:45	50.1		52.5	46.1
3/10/2024	6:50	50.4		52.8	47.0
3/10/2024	6:55	56.6		59.8	48.8
3/10/2024	23:00	44.6	50.8	45.8	42.5
3/10/2024	23:05	43.8		44.7	42.7
3/10/2024	23:10	44.1		45.8	41.9
3/10/2024	23:15	41.8		43.1	39.5
3/10/2024	23:20	43.3		45.4	41.3
3/10/2024	23:25	57.8		62.2	41.1
3/10/2024	23:30	43.7	52.9	46.0	41.4
3/10/2024	23:35	60.2		65.5	42.8
3/10/2024	23:40	44.5		45.6	43.0
3/10/2024	23:45	46.0		46.2	42.4
3/10/2024	23:50	42.5		43.5	41.3
3/10/2024	23:55	44.3		45.9	42.4
		Mean	49.1		
		Maximum	63.5		
		Minimum	41.5		

Date	Start Time	Leq (5mins)	Leq (30mins)	L10 (5mins)	L90 (5mins)
4/10/2024	0:00	51.4	46.8	51.9	41.5
4/10/2024	0:05	45.7		47.6	42.2
4/10/2024	0:10	44.7		48.5	41.0
4/10/2024	0:15	45.3		47.6	40.7
4/10/2024	0:20	44.3		45.6	42.3
4/10/2024	0:25	43.2		44.2	41.8
4/10/2024	0:30	46.6	44.5	50.6	41.7
4/10/2024	0:35	42.8		43.9	41.6
4/10/2024	0:40	46.5		47.2	42.6
4/10/2024	0:45	41.6		42.7	39.6
4/10/2024	0:50	43.6		44.7	41.5
4/10/2024	0:55	43.2		44.3	41.9
4/10/2024	1:00	41.7	47.0	42.8	40.6
4/10/2024	1:05	46.2		49.6	42.6
4/10/2024	1:10	48.8		50.2	41.7
4/10/2024	1:15	47.2		50.3	43.2
4/10/2024	1:20	43.7		45.2	42.5
4/10/2024	1:25	49.6		50.3	41.6
4/10/2024	1:30	45.6	53.3	48.8	42.2
4/10/2024	1:35	44.8		46.4	43.2
4/10/2024	1:40	45.3		46.3	43.8
4/10/2024	1:45	46.7		49.9	43.3
4/10/2024	1:50	44.7		45.7	43.6
4/10/2024	1:55	60.4		62.5	47.1
4/10/2024	2:00	44.1	44.7	45.2	42.9
4/10/2024	2:05	46.1		47.0	44.2
4/10/2024	2:10	45.5		47.3	42.4
4/10/2024	2:15	43.9		45.2	42.5
4/10/2024	2:20	44.4		45.5	43.0
4/10/2024	2:25	43.6		44.9	42.4
4/10/2024	2:30	48.4	48.7	48.7	42.6
4/10/2024	2:35	50.5		52.9	43.2
4/10/2024	2:40	47.0		49.6	43.5
4/10/2024	2:45	46.8		48.1	44.5
4/10/2024	2:50	50.2		50.8	42.3
4/10/2024	2:55	48.1		49.2	44.0
4/10/2024	3:00	45.5	53.6	46.9	43.1
4/10/2024	3:05	43.9		45.1	41.7
4/10/2024	3:10	44.6		45.7	43.0
4/10/2024	3:15	43.4		44.8	42.0
4/10/2024	3:20	57.6		63.7	40.9
4/10/2024	3:25	58.3		62.0	42.7
4/10/2024	3:30	45.1	46.9	46.3	43.0
4/10/2024	3:35	48.0		51.2	44.0
4/10/2024	3:40	45.0		46.4	41.6
4/10/2024	3:45	43.4		45.0	41.3
4/10/2024	3:50	50.6		54.2	43.1
4/10/2024	3:55	45.0		47.2	41.3
4/10/2024	4:00	43.4	43.2	45.3	41.0
4/10/2024	4:05	43.3		44.4	42.2
4/10/2024	4:10	42.7		44.4	40.6
4/10/2024	4:15	44.0		45.9	40.6
4/10/2024	4:20	43.7		45.4	40.4
4/10/2024	4:25	42.0		43.6	40.0
4/10/2024	4:30	42.0	46.4	43.4	40.6
4/10/2024	4:35	52.9		55.2	41.6
4/10/2024	4:40	41.9		43.3	40.7
4/10/2024	4:45	41.4		42.9	39.8
4/10/2024	4:50	40.5		42.5	38.2
4/10/2024	4:55	40.3		41.5	39.0
4/10/2024	5:00	40.8	41.6	41.7	39.0
4/10/2024	5:05	39.5		40.7	37.9
4/10/2024	5:10	40.0		41.2	38.4
4/10/2024	5:15	42.6		44.9	39.3
4/10/2024	5:20	42.9		44.2	41.2
4/10/2024	5:25	42.7		44.3	40.4
4/10/2024	5:30	41.0	54.4	42.0	39.8
4/10/2024	5:35	62.0		65.8	41.0
4/10/2024	5:40	41.0		43.4	38.5
4/10/2024	5:45	42.9		44.4	41.4
4/10/2024	5:50	41.7		42.9	40.0
4/10/2024	5:55	42.1		44.0	40.4
4/10/2024	6:00	58.8	63.1	59.2	42.2
4/10/2024	6:05	41.8		43.6	39.2
4/10/2024	6:10	55.7		59.8	42.6
4/10/2024	6:15	52.4		55.7	39.3
4/10/2024	6:20	40.8		41.8	38.9
4/10/2024	6:25	70.4		71.2	48.7
4/10/2024	6:30	42.7	51.6	44.5	39.6
4/10/2024	6:35	42.6		44.2	39.6
4/10/2024	6:40	58.6		58.7	56.0
4/10/2024	6:45	41.9		43.1	40.7
4/10/2024	6:50	42.3		45.0	38.9
4/10/2024	6:55	48.8		53.5	38.9
4/10/2024	23:00	46.3	47.4	48.5	41.5
4/10/2024	23:05	44.8		46.1	42.4
4/10/2024	23:10	49.1		52.9	42.4
4/10/2024	23:15	45.6		48.4	41.8
4/10/2024	23:20	44.6		45.3	41.4
4/10/2024	23:25	50.3		53.0	44.1
4/10/2024	23:30	42.4	43.1	44.0	40.1
4/10/2024	23:35	43.4		45.0	40.5
4/10/2024	23:40	42.1		43.7	40.0
4/10/2024	23:45	45.3		47.8	41.3
4/10/2024	23:50	42.5		44.1	40.0
4/10/2024	23:55	41.5		42.9	39.1
		Mean	48.5		
		Maximum	63.1		
		Minimum	41.6		

Station: CM27a

Date	Start Time	Leq (5mins)	Leq (30mins)	L10 (5mins)	L90 (5mins)
5/10/2024	0:00	43.6	44.5	45.0	41.2
5/10/2024	0:05	46.4		49.1	41.5
5/10/2024	0:10	43.6		45.4	39.0
5/10/2024	0:15	44.7		46.6	40.9
5/10/2024	0:20	44.8		46.1	39.6
5/10/2024	0:25	43.1		44.3	40.6
5/10/2024	0:30	47.1	46.6	49.7	42.4
5/10/2024	0:35	47.3		50.5	42.9
5/10/2024	0:40	41.6		43.2	38.9
5/10/2024	0:45	45.0		47.9	41.5
5/10/2024	0:50	48.9		51.6	42.0
5/10/2024	0:55	46.5		48.8	43.4
5/10/2024	1:00	48.6	47.8	51.8	41.8
5/10/2024	1:05	45.6		48.9	39.9
5/10/2024	1:10	48.9		49.8	40.3
5/10/2024	1:15	44.0		46.0	39.9
5/10/2024	1:20	49.5		53.8	40.8
5/10/2024	1:25	47.7		51.0	42.5
5/10/2024	1:30	44.5	48.5	45.9	42.7
5/10/2024	1:35	46.0		47.8	43.1
5/10/2024	1:40	52.3		56.5	46.3
5/10/2024	1:45	46.0		48.6	42.7
5/10/2024	1:50	50.7		54.6	43.8
5/10/2024	1:55	44.4		46.6	40.0
5/10/2024	2:00	41.7	44.3	43.9	38.8
5/10/2024	2:05	45.5		48.6	41.1
5/10/2024	2:10	43.4		45.5	40.5
5/10/2024	2:15	42.2		43.4	39.7
5/10/2024	2:20	47.6		52.1	39.4
5/10/2024	2:25	41.9		43.8	39.5
5/10/2024	2:30	49.2	44.1	52.8	39.7
5/10/2024	2:35	43.0		45.9	39.5
5/10/2024	2:40	42.2		45.0	37.7
5/10/2024	2:45	37.7		38.8	36.6
5/10/2024	2:50	39.0		40.2	36.6
5/10/2024	2:55	42.9		44.8	39.8
5/10/2024	3:00	41.4	47.5	42.3	38.9
5/10/2024	3:05	40.2		42.4	37.8
5/10/2024	3:10	41.2		44.0	38.5
5/10/2024	3:15	49.4		54.5	38.6
5/10/2024	3:20	52.7		54.1	37.8
5/10/2024	3:25	44.4		47.2	39.2
5/10/2024	3:30	40.5	44.6	41.8	38.2
5/10/2024	3:35	45.5		46.9	39.1
5/10/2024	3:40	42.7		43.9	38.8
5/10/2024	3:45	49.4		50.1	36.9
5/10/2024	3:50	39.8		40.6	37.1
5/10/2024	3:55	39.9		40.0	37.1
5/10/2024	4:00	39.5	42.2	42.1	37.4
5/10/2024	4:05	41.3		42.8	38.8
5/10/2024	4:10	45.0		45.7	38.7
5/10/2024	4:15	41.9		43.2	39.7
5/10/2024	4:20	41.1		43.8	38.3
5/10/2024	4:25	42.6		45.8	38.8
5/10/2024	4:30	40.1	46.9	41.6	38.2
5/10/2024	4:35	44.0		48.5	38.6
5/10/2024	4:40	42.0		42.1	37.8
5/10/2024	4:45	42.3		44.7	39.5
5/10/2024	4:50	44.4		48.8	38.9
5/10/2024	4:55	52.9		56.8	40.0
5/10/2024	5:00	53.4	55.6	56.9	41.3
5/10/2024	5:05	54.9		55.8	42.6
5/10/2024	5:10	52.2		56.0	45.0
5/10/2024	5:15	59.6		62.1	42.5
5/10/2024	5:20	56.6		62.1	42.9
5/10/2024	5:25	49.9		57.9	42.3
5/10/2024	5:30	56.4	52.6	59.2	43.6
5/10/2024	5:35	52.8		56.2	43.5
5/10/2024	5:40	54.4		59.4	44.1
5/10/2024	5:45	46.6		47.9	42.1
5/10/2024	5:50	47.2		49.1	42.6
5/10/2024	5:55	49.7		52.2	44.9
5/10/2024	6:00	50.2	49.9	53.3	45.4
5/10/2024	6:05	50.8		53.6	45.5
5/10/2024	6:10	51.2		53.9	46.8
5/10/2024	6:15	49.6		51.7	45.5
5/10/2024	6:20	48.2		50.0	45.1
5/10/2024	6:25	48.3		51.0	44.9
5/10/2024	6:30	62.3	56.9	66.0	47.1
5/10/2024	6:35	49.2		52.1	46.3
5/10/2024	6:40	52.7		53.9	47.0
5/10/2024	6:45	55.0		58.4	48.0
5/10/2024	6:50	56.4		60.4	48.3
5/10/2024	6:55	53.9		55.5	48.1
5/10/2024	23:00	41.1	44.6	41.8	40.3
5/10/2024	23:05	49.4		53.2	41.3
5/10/2024	23:10	43.1		45.7	40.6
5/10/2024	23:15	41.9		43.5	40.4
5/10/2024	23:20	43.4		45.9	41.4
5/10/2024	23:25	41.4		42.7	39.6
5/10/2024	23:30	40.7	50.6	41.4	38.9
5/10/2024	23:35	54.0		55.0	40.4
5/10/2024	23:40	41.5		42.3	40.7
5/10/2024	23:45	55.6		61.8	42.5
5/10/2024	23:50	44.7		46.1	41.2
5/10/2024	23:55	42.7		43.7	41.0
		Mean	47.9		
		Maximum	56.9		
		Minimum	42.2		

Date	Start Time	Leq (5mins)	Leq (30mins)	L10 (5mins)	L90 (5mins)
6/10/2024	0:00	43.2	41.8	43.8	40.8
6/10/2024	0:05	40.7		42.1	39.0
6/10/2024	0:10	43.2		45.3	41.2
6/10/2024	0:15	40.4		41.3	39.6
6/10/2024	0:20	41.1		41.9	39.7
6/10/2024	0:25	41.1		41.3	38.9
6/10/2024	0:30	42.0	43.8	43.3	40.4
6/10/2024	0:35	41.5		43.5	39.4
6/10/2024	0:40	41.9		43.3	40.4
6/10/2024	0:45	42.8		43.8	41.3
6/10/2024	0:50	43.4		44.3	41.3
6/10/2024	0:55	47.7		51.0	40.0
6/10/2024	1:00	55.9	52.8	58.6	51.5
6/10/2024	1:05	53.4		59.5	39.4
6/10/2024	1:10	57.0		60.0	44.2
6/10/2024	1:15	41.8		43.0	40.8
6/10/2024	1:20	40.7		41.7	39.6
6/10/2024	1:25	40.9		41.8	39.7
6/10/2024	1:30	45.8	43.5	48.7	40.0
6/10/2024	1:35	44.6		48.5	40.0
6/10/2024	1:40	41.0		42.0	40.0
6/10/2024	1:45	45.2		45.7	40.1
6/10/2024	1:50	40.7		41.6	39.7
6/10/2024	1:55	39.9		40.9	39.1
6/10/2024	2:00	42.0	41.5	44.1	40.3
6/10/2024	2:05	41.0		42.0	39.7
6/10/2024	2:10	44.9		48.2	39.0
6/10/2024	2:15	39.0		40.4	38.0
6/10/2024	2:20	40.2		41.1	39.5
6/10/2024	2:25	39.0		39.7	38.1
6/10/2024	2:30	44.5	50.0	47.8	39.0
6/10/2024	2:35	37.7		38.5	36.7
6/10/2024	2:40	43.3		48.8	37.7
6/10/2024	2:45	45.9		51.0	39.0
6/10/2024	2:50	56.5		57.7	38.8
6/10/2024	2:55	47.6		48.8	37.4
6/10/2024	3:00	40.9	45.2	41.9	38.7
6/10/2024	3:05	38.0		39.4	36.9
6/10/2024	3:10	41.9		44.4	37.8
6/10/2024	3:15	51.7		57.9	39.0
6/10/2024	3:20	39.0		40.6	37.3
6/10/2024	3:25	38.4		39.3	37.5
6/10/2024	3:30	38.9	39.3	39.5	38.1
6/10/2024	3:35	38.8		40.5	37.2
6/10/2024	3:40	40.2		41.4	38.9
6/10/2024	3:45	39.7		41.4	38.1
6/10/2024	3:50	39.1		40.4	37.9
6/10/2024	3:55	38.8		40.0	37.3
6/10/2024	4:00	40.5	45.3	43.5	38.3
6/10/2024	4:05	39.5		40.2	38.7
6/10/2024	4:10	48.3		49.6	43.6
6/10/2024	4:15	47.1		49.0	44.3
6/10/2024	4:20	45.3		46.7	42.5
6/10/2024	4:25	44.9		46.3	43.3
6/10/2024	4:30	47.1	48.7	50.0	42.9
6/10/2024	4:35	46.8		48.9	43.9
6/10/2024	4:40	49.3		51.8	45.4
6/10/2024	4:45	49.8		51.2	44.5
6/10/2024	4:50	48.6		50.9	45.0
6/10/2024	4:55	49.9		52.7	45.6
6/10/2024	5:00	48.8	51.3	50.8	45.6
6/10/2024	5:05	50.1		53.2	45.9
6/10/2024	5:10	49.5		52.2	46.3
6/10/2024	5:15	50.0		51.7	46.4
6/10/2024	5:20	50.9		53.4	46.5
6/10/2024	5:25	55.0		56.8	46.9
6/10/2024	5:30	48.3	54.9	50.9	45.6
6/10/2024	5:35	57.5		59.2	47.6
6/10/2024	5:40	52.9		57.8	45.6
6/10/2024	5:45	57.7		62.0	45.9
6/10/2024	5:50	54.3		56.3	46.5
6/10/2024	5:55	52.1		55.1	45.6
6/10/2024	6:00	52.5	52.0	55.7	48.4
6/10/2024	6:05	51.2		54.3	46.2
6/10/2024	6:10	45.8		47.1	44.5
6/10/2024	6:15	49.7		52.0	44.7
6/10/2024	6:20	53.9		57.8	46.0
6/10/2024	6:25	54.2		59.7	44.3
6/10/2024	6:30	51.9	59.2	56.4	44.9
6/10/2024	6:35	58.6		63.5	46.0
6/10/2024	6:40	54.4		55.2	45.6
6/10/2024	6:45	58.7		62.6	48.5
6/10/2024	6:50	60.4		62.0	46.8
6/10/2024	6:55	63.1		68.7	45.9
6/10/2024	23:00	41.6	44.3	44.3	37.7
6/10/2024	23:05	41.6		44.3	38.3
6/10/2024	23:10	48.7		49.6	39.4
6/10/2024	23:15	45.3		46.7	39.5
6/10/2024	23:20	40.9		44.4	36.4
6/10/2024	23:25	40.9		43.0	37.0
6/10/2024	23:30	40.4	40.6	42.6	36.2
6/10/2024	23:35	43.8		44.6	38.8
6/10/2024	23:40	40.6		42.9	37.3
6/10/2024	23:45	37.9		39.8	36.0
6/10/2024	23:50	39.6		41.8	36.9
6/10/2024	23:55	38.7		40.4	37.1
		Mean	47.1		
		Maximum	59.2		
		Minimum	39.3		

Date	Start Time	Leq (5mins)	Leq (30mins)	L10 (5mins)	L90 (5mins)
7/10/2024	0:00	39.8	50.2	41.9	37.4
7/10/2024	0:05	40.8		43.1	37.9
7/10/2024	0:10	39.1		40.7	36.7
7/10/2024	0:15	57.5		59.2	41.6
7/10/2024	0:20	43.0		44.3	42.0
7/10/2024	0:25	42.5		42.9	41.1
7/10/2024	0:30	41.4	41.8	42.3	40.6
7/10/2024	0:35	42.1		43.0	41.5
7/10/2024	0:40	41.1		41.8	40.5
7/10/2024	0:45	41.9		43.3	40.0
7/10/2024	0:50	42.8		44.3	41.5
7/10/2024	0:55	41.2		42.1	40.6
7/10/2024	1:00	44.0	42.1	45.0	40.8
7/10/2024	1:05	42.5		43.5	40.7
7/10/2024	1:10	40.7		41.8	39.3
7/10/2024	1:15	41.5		42.9	40.1
7/10/2024	1:20	41.5		42.5	40.7
7/10/2024	1:25	41.9		43.5	40.6
7/10/2024	1:30	40.6	42.5	41.3	39.9
7/10/2024	1:35	41.1		42.0	40.3
7/10/2024	1:40	40.9		41.5	40.3
7/10/2024	1:45	41.9		43.4	39.4
7/10/2024	1:50	41.8		43.4	40.2
7/10/2024	1:55	46.0		55.1	41.3
7/10/2024	2:00	40.8	48.4	41.5	40.1
7/10/2024	2:05	48.8		51.6	40.8
7/10/2024	2:10	41.5		42.7	40.3
7/10/2024	2:15	41.1		42.0	40.3
7/10/2024	2:20	54.5		59.3	40.7
7/10/2024	2:25	43.4		43.5	39.9
7/10/2024	2:30	43.2	43.6	44.5	42.0
7/10/2024	2:35	49.4		52.7	43.1
7/10/2024	2:40	41.2		42.7	39.8
7/10/2024	2:45	36.5		37.9	35.1
7/10/2024	2:50	36.7		38.2	35.2
7/10/2024	2:55	38.1		40.0	35.7
7/10/2024	3:00	38.3	38.9	40.7	36.1
7/10/2024	3:05	39.6		41.4	36.2
7/10/2024	3:10	38.4		40.0	36.9
7/10/2024	3:15	39.7		42.8	35.8
7/10/2024	3:20	37.4		39.2	35.3
7/10/2024	3:25	39.3		41.6	35.9
7/10/2024	3:30	42.7	44.2	45.9	36.9
7/10/2024	3:35	49.3		51.9	37.0
7/10/2024	3:40	38.6		41.0	35.8
7/10/2024	3:45	39.6		41.4	36.4
7/10/2024	3:50	44.6		46.4	36.7
7/10/2024	3:55	39.4		42.2	36.6
7/10/2024	4:00	38.9	53.1	40.7	36.1
7/10/2024	4:05	38.4		40.5	36.7
7/10/2024	4:10	40.2		42.4	37.8
7/10/2024	4:15	55.6		57.5	36.7
7/10/2024	4:20	40.7		42.6	37.5
7/10/2024	4:25	59.2		64.1	37.9
7/10/2024	4:30	39.7	47.0	41.8	36.6
7/10/2024	4:35	37.5		39.2	35.9
7/10/2024	4:40	48.9		50.1	40.0
7/10/2024	4:45	50.6		53.0	37.8
7/10/2024	4:50	40.1		42.4	37.0
7/10/2024	4:55	49.2		52.0	38.0
7/10/2024	5:00	49.5	61.0	53.5	40.1
7/10/2024	5:05	41.1		43.6	38.3
7/10/2024	5:10	45.7		49.8	39.5
7/10/2024	5:15	67.9		71.7	43.3
7/10/2024	5:20	52.7		56.7	42.1
7/10/2024	5:25	60.6		65.3	45.0
7/10/2024	5:30	63.9	56.9	68.3	44.3
7/10/2024	5:35	47.5		49.6	44.1
7/10/2024	5:40	52.0		55.3	45.0
7/10/2024	5:45	49.6		52.4	45.2
7/10/2024	5:50	50.5		53.5	44.6
7/10/2024	5:55	49.5		52.6	44.3
7/10/2024	6:00	47.6	55.1	51.2	42.5
7/10/2024	6:05	59.1		60.3	45.3
7/10/2024	6:10	50.3		54.1	43.9
7/10/2024	6:15	48.1		50.8	45.0
7/10/2024	6:20	58.7		61.1	45.9
7/10/2024	6:25	52.3		56.9	43.4
7/10/2024	6:30	47.2	51.9	49.9	43.2
7/10/2024	6:35	54.4		58.4	43.3
7/10/2024	6:40	54.1		56.1	42.6
7/10/2024	6:45	48.7		50.9	42.9
7/10/2024	6:50	52.7		53.2	44.0
7/10/2024	6:55	49.7		52.6	45.1
7/10/2024	23:00	38.3	44.0	40.7	35.4
7/10/2024	23:05	38.2		40.2	35.7
7/10/2024	23:10	39.0		41.0	36.0
7/10/2024	23:15	37.9		40.2	35.9
7/10/2024	23:20	43.7		45.5	37.5
7/10/2024	23:25	50.0		55.1	37.2
7/10/2024	23:30	40.8	41.5	42.5	38.0
7/10/2024	23:35	42.4		44.0	39.2
7/10/2024	23:40	42.1		44.1	38.2
7/10/2024	23:45	41.6		43.3	38.7
7/10/2024	23:50	41.0		42.8	38.1
7/10/2024	23:55	41.0		42.5	38.6
		Mean	47.7		
		Maximum	61.0		
		Minimum	38.9		

Station: CM27a

Date	Start Time	Leq (5mins)	Leq (30mins)	L10 (5mins)	L90 (5mins)
8/10/2024	0:00	41.2	40.8	41.9	37.6
8/10/2024	0:05	39.7		41.3	38.4
8/10/2024	0:10	41.0		43.3	38.7
8/10/2024	0:15	40.1		41.5	38.4
8/10/2024	0:20	41.5		43.4	39.4
8/10/2024	0:25	40.9		43.0	38.7
8/10/2024	0:30	41.9	40.8	44.4	39.0
8/10/2024	0:35	39.8		41.6	38.4
8/10/2024	0:40	40.9		42.9	38.9
8/10/2024	0:45	40.6		43.7	37.9
8/10/2024	0:50	39.7		41.3	37.9
8/10/2024	0:55	41.6		43.8	38.9
8/10/2024	1:00	40.0	39.9	42.3	38.4
8/10/2024	1:05	38.9		39.9	37.8
8/10/2024	1:10	40.1		42.2	38.0
8/10/2024	1:15	40.6		42.3	38.5
8/10/2024	1:20	39.6		41.2	38.4
8/10/2024	1:25	40.3		42.4	37.8
8/10/2024	1:30	39.6	39.1	41.3	37.6
8/10/2024	1:35	39.8		41.8	37.9
8/10/2024	1:40	39.5		41.0	37.4
8/10/2024	1:45	38.9		39.6	37.4
8/10/2024	1:50	38.5		39.6	37.6
8/10/2024	1:55	37.8		38.2	36.9
8/10/2024	2:00	40.0	43.5	40.7	37.5
8/10/2024	2:05	39.4		41.1	37.6
8/10/2024	2:10	38.6		40.4	37.1
8/10/2024	2:15	41.3		42.5	37.2
8/10/2024	2:20	41.8		43.1	39.9
8/10/2024	2:25	49.0		50.7	37.9
8/10/2024	2:30	36.8	46.4	37.3	36.3
8/10/2024	2:35	35.2		36.6	34.1
8/10/2024	2:40	36.0		37.4	34.4
8/10/2024	2:45	37.6		39.4	34.1
8/10/2024	2:50	53.8		57.6	35.6
8/10/2024	2:55	36.3		38.4	34.0
8/10/2024	3:00	35.6	36.7	37.5	34.0
8/10/2024	3:05	37.1		39.5	35.0
8/10/2024	3:10	37.0		38.6	34.8
8/10/2024	3:15	36.8		38.7	35.2
8/10/2024	3:20	35.8		37.3	34.6
8/10/2024	3:25	37.4		38.8	35.7
8/10/2024	3:30	37.3	39.3	38.9	35.8
8/10/2024	3:35	38.9		40.6	36.8
8/10/2024	3:40	38.4		40.6	36.1
8/10/2024	3:45	38.0		39.4	36.4
8/10/2024	3:50	42.4		42.5	36.5
8/10/2024	3:55	38.3		40.0	36.9
8/10/2024	4:00	38.4	62.4	39.8	36.1
8/10/2024	4:05	58.0		63.5	36.4
8/10/2024	4:10	69.8		75.6	38.6
8/10/2024	4:15	40.9		42.4	37.0
8/10/2024	4:20	54.9		61.4	36.5
8/10/2024	4:25	39.2		41.5	37.0
8/10/2024	4:30	50.3	44.3	55.9	38.0
8/10/2024	4:35	40.7		44.2	37.9
8/10/2024	4:40	38.3		39.2	37.3
8/10/2024	4:45	41.1		43.7	37.7
8/10/2024	4:50	41.3		42.5	38.1
8/10/2024	4:55	39.7		41.2	37.8
8/10/2024	5:00	40.4	50.6	42.4	37.8
8/10/2024	5:05	52.2		53.7	39.7
8/10/2024	5:10	52.2		57.4	39.6
8/10/2024	5:15	53.9		57.7	39.9
8/10/2024	5:20	42.9		44.8	40.6
8/10/2024	5:25	49.1		53.1	42.4
8/10/2024	5:30	54.8	58.5	60.1	40.5
8/10/2024	5:35	45.3		47.4	40.9
8/10/2024	5:40	49.5		53.1	41.4
8/10/2024	5:45	61.9		66.2	46.3
8/10/2024	5:50	62.0		67.0	47.3
8/10/2024	5:55	58.2		62.4	43.4
8/10/2024	6:00	55.1	58.9	59.5	43.7
8/10/2024	6:05	62.0		65.2	44.2
8/10/2024	6:10	59.3		64.8	46.1
8/10/2024	6:15	55.8		59.3	46.2
8/10/2024	6:20	59.2		63.8	44.3
8/10/2024	6:25	58.5		63.6	45.2
8/10/2024	6:30	57.8	55.4	63.4	43.1
8/10/2024	6:35	56.6		62.5	44.6
8/10/2024	6:40	56.6		61.6	44.5
8/10/2024	6:45	53.2		57.3	45.7
8/10/2024	6:50	53.6		55.5	44.4
8/10/2024	6:55	51.6		54.9	46.2
8/10/2024	23:03	42.8	43.2	44.3	41.4
8/10/2024	23:08	43.2		44.7	41.2
8/10/2024	23:13	42.8		44.1	41.3
8/10/2024	23:18	42.2		43.1	41.1
8/10/2024	23:23	44.5		46.1	42.1
8/10/2024	23:28	43.5		45.8	40.6
8/10/2024	23:33	43.2	41.9	45.4	39.9
8/10/2024	23:38	41.9		43.3	39.7
8/10/2024	23:43	41.5		43.2	40.2
8/10/2024	23:48	42.2		44.0	39.5
8/10/2024	23:53	41.3		42.7	39.5
8/10/2024	23:58	41.2		42.4	39.9
		Mean	46.4		
		Maximum	62.4		
		Minimum	36.7		

Date	Start Time	Leq (5mins)	Leq (30mins)	L10 (5mins)	L90 (5mins)
9/10/2024	0:03	41.9	41.1	45.2	39.0
9/10/2024	0:08	42.0		44.7	39.1
9/10/2024	0:13	39.1		40.4	37.5
9/10/2024	0:18	40.0		41.1	38.8
9/10/2024	0:23	41.5		43.2	39.7
9/10/2024	0:28	41.1		43.0	39.3
9/10/2024	0:33	40.8	60.8	42.4	38.2
9/10/2024	0:38	68.5		71.4	39.8
9/10/2024	0:43	44.1		46.5	41.8
9/10/2024	0:48	43.3		44.3	42.3
9/10/2024	0:53	42.8		43.6	42.0
9/10/2024	0:58	43.3		44.1	42.2
9/10/2024	1:03	43.2	47.5	44.2	42.1
9/10/2024	1:08	43.7		44.8	42.2
9/10/2024	1:13	42.6		43.2	41.9
9/10/2024	1:18	53.8		56.9	42.6
9/10/2024	1:23	43.2		44.1	42.2
9/10/2024	1:28	42.4		43.1	41.4
9/10/2024	1:33	42.1	42.4	42.9	41.3
9/10/2024	1:38	41.8		42.9	40.8
9/10/2024	1:43	41.6		42.4	40.8
9/10/2024	1:48	42.8		44.0	40.7
9/10/2024	1:53	43.5		45.0	41.2
9/10/2024	1:58	42.0		42.8	41.3
9/10/2024	2:03	41.6	42.0	42.4	40.9
9/10/2024	2:08	42.7		44.1	41.3
9/10/2024	2:13	41.5		42.7	40.7
9/10/2024	2:18	41.7		42.2	40.7
9/10/2024	2:23	42.0		42.8	41.1
9/10/2024	2:28	42.1		43.3	40.8
9/10/2024	2:33	42.1	42.8	43.3	41.0
9/10/2024	2:38	43.2		44.1	42.1
9/10/2024	2:43	47.3		53.1	42.6
9/10/2024	2:48	38.3		40.0	36.5
9/10/2024	2:53	37.6		39.0	36.5
9/10/2024	2:58	40.5		41.6	36.2
9/10/2024	3:03	37.2	44.7	38.6	35.3
9/10/2024	3:08	38.8		40.4	36.1
9/10/2024	3:13	41.3		42.2	34.8
9/10/2024	3:18	36.4		37.1	35.8
9/10/2024	3:23	46.2		46.4	36.6
9/10/2024	3:28	50.2		55.7	38.5
9/10/2024	3:33	38.5	46.8	40.0	37.1
9/10/2024	3:38	42.5		49.9	38.4
9/10/2024	3:43	39.2		40.7	37.9
9/10/2024	3:48	41.1		41.2	38.6
9/10/2024	3:53	40.4		41.7	38.9
9/10/2024	3:58	53.6		57.4	40.4
9/10/2024	4:03	40.4	63.5	41.6	38.5
9/10/2024	4:08	42.2		46.2	38.4
9/10/2024	4:13	71.1		73.0	61.4
9/10/2024	4:18	57.2		61.1	37.9
9/10/2024	4:23	43.7		45.3	38.3
9/10/2024	4:28	39.9		42.3	37.8
9/10/2024	4:33	38.7	42.8	40.0	37.7
9/10/2024	4:38	40.2		48.0	38.3
9/10/2024	4:43	40.6		42.4	38.6
9/10/2024	4:48	46.7		47.5	39.6
9/10/2024	4:53	41.0		42.4	39.7
9/10/2024	4:58	44.3		47.3	41.0
9/10/2024	5:03	44.0	54.3	46.4	40.2
9/10/2024	5:08	52.6		54.5	39.9
9/10/2024	5:13	51.5		52.2	41.4
9/10/2024	5:18	49.0		52.7	41.9
9/10/2024	5:23	52.5		57.2	40.5
9/10/2024	5:28	60.1		63.2	43.9
9/10/2024	5:33	60.1	56.7	64.1	44.2
9/10/2024	5:38	53.3		56.9	42.0
9/10/2024	5:43	52.6		56.7	43.2
9/10/2024	5:48	53.7		58.8	44.6
9/10/2024	5:53	56.5		61.0	45.2
9/10/2024	5:58	58.6		63.0	45.4
9/10/2024	6:03	59.1	54.9	62.3	50.6
9/10/2024	6:08	56.0		59.1	46.0
9/10/2024	6:13	49.4		51.3	44.4
9/10/2024	6:18	53.5		54.3	45.0
9/10/2024	6:23	50.5		54.6	45.2
9/10/2024	6:28	53.1		54.2	44.8
9/10/2024	6:33	59.4	59.1	59.8	46.5
9/10/2024	6:38	62.5		66.4	49.5
9/10/2024	6:43	57.1		60.5	48.8
9/10/2024	6:48	57.5		62.2	47.0
9/10/2024	6:53	58.7		63.1	46.8
9/10/2024	6:58	55.6		60.6	45.9
9/10/2024	23:03	40.4	41.6	42.5	36.6
9/10/2024	23:08	41.4		43.3	37.3
9/10/2024	23:13	44.9		48.8	39.3
9/10/2024	23:18	41.0		43.9	37.1
9/10/2024	23:23	39.1		40.6	37.2
9/10/2024	23:28	40.0		42.3	37.0
9/10/2024	23:33	38.6	39.5	40.5	36.0
9/10/2024	23:38	40.1		41.5	36.8
9/10/2024	23:43	39.8		41.9	37.1
9/10/2024	23:48	39.2		41.4	37.0
9/10/2024	23:53	39.8		41.5	38.0
9/10/2024	23:58	39.4		42.2	36.6
		Mean	48.8		
		Maximum	63.5		
		Minimum	39.5		

Date	Start Time	Leq (5mins)	Leq (30mins)	L10 (5mins)	L90 (5mins)
10/10/2024	0:03	40.2	41.4	42.1	37.6
10/10/2024	0:08	38.9		40.4	36.9
10/10/2024	0:13	41.7		43.1	39.6
10/10/2024	0:18	42.6		43.8	41.4
10/10/2024	0:23	42.4		43.8	41.1
10/10/2024	0:28	41.4		42.2	40.8
10/10/2024	0:33	42.4	48.8	43.5	41.4
10/10/2024	0:38	41.3		42.1	40.6
10/10/2024	0:43	41.8		42.9	40.4
10/10/2024	0:48	41.6		42.9	40.4
10/10/2024	0:53	42.7		43.2	41.0
10/10/2024	0:58	55.8		57.9	40.5
10/10/2024	1:03	41.1	41.5	41.6	40.5
10/10/2024	1:08	40.8		41.7	40.1
10/10/2024	1:13	41.9		42.9	40.9
10/10/2024	1:18	42.2		44.1	40.4
10/10/2024	1:23	41.6		42.9	40.6
10/10/2024	1:28	41.2		42.0	40.3
10/10/2024	1:33	41.2	41.8	42.3	40.4
10/10/2024	1:38	41.9		43.2	40.7
10/10/2024	1:43	42.0		43.5	40.4
10/10/2024	1:48	41.7		42.8	40.3
10/10/2024	1:53	41.6		43.4	39.9
10/10/2024	1:58	42.4		43.7	40.5
10/10/2024	2:03	41.5	46.7	42.6	40.7
10/10/2024	2:08	42.2		43.3	41.1
10/10/2024	2:13	52.7		56.4	41.4
10/10/2024	2:18	41.6		42.7	40.4
10/10/2024	2:23	43.3		44.1	40.1
10/10/2024	2:28	44.9		45.6	41.3
10/10/2024	2:33	44.8	42.5	45.0	42.6
10/10/2024	2:38	41.9		43.6	40.5
10/10/2024	2:43	41.8		43.1	40.1
10/10/2024	2:48	36.3		36.7	35.1
10/10/2024	2:53	45.4		49.0	35.8
10/10/2024	2:58	37.7		40.1	35.8
10/10/2024	3:03	38.8	41.5	41.5	36.5
10/10/2024	3:08	46.8		48.1	36.8
10/10/2024	3:13	39.5		41.3	35.7
10/10/2024	3:18	38.4		40.9	35.3
10/10/2024	3:23	37.2		39.3	35.3
10/10/2024	3:28	39.6		42.5	36.3
10/10/2024	3:33	39.0	38.2	40.6	35.5
10/10/2024	3:38	37.9		40.0	35.8
10/10/2024	3:43	38.5		41.7	35.3
10/10/2024	3:48	37.7		39.5	35.8
10/10/2024	3:53	38.6		40.9	36.0
10/10/2024	3:58	37.6		39.6	35.7
10/10/2024	4:03	40.6	54.0	41.5	36.9
10/10/2024	4:08	42.5		46.1	37.3
10/10/2024	4:13	61.6		67.2	42.4
10/10/2024	4:18	40.9		42.7	38.7
10/10/2024	4:23	37.7		39.3	36.3
10/10/2024	4:28	39.9		41.4	38.1
10/10/2024	4:33	39.0	46.8	40.4	37.4
10/10/2024	4:38	40.0		41.8	38.4
10/10/2024	4:43	44.5		51.0	37.9
10/10/2024	4:48	53.0		57.2	38.3
10/10/2024	4:53	42.4		43.0	39.6
10/10/2024	4:58	44.0		45.5	41.4
10/10/2024	5:03	45.8	64.5	50.4	38.6
10/10/2024	5:08	52.4		55.4	39.9
10/10/2024	5:13	65.8		66.1	42.3
10/10/2024	5:18	69.9		75.0	45.0
10/10/2024	5:23	53.8		57.8	41.7
10/10/2024	5:28	64.3		69.6	43.2
10/10/2024	5:33	52.2	51.2	55.1	45.1
10/10/2024	5:38	46.7		48.5	43.3
10/10/2024	5:43	49.6		53.3	44.2
10/10/2024	5:48	51.5		54.1	46.0
10/10/2024	5:53	53.3		54.4	44.0
10/10/2024	5:58	51.2		55.2	44.9
10/10/2024	6:03	47.3	51.1	50.1	43.4
10/10/2024	6:08	51.9		55.0	44.9
10/10/2024	6:13	50.6		52.6	45.1
10/10/2024	6:18	50.9		51.9	43.7
10/10/2024	6:23	48.8		52.9	42.4
10/10/2024	6:28	54.1		55.4	43.9
10/10/2024	6:33	50.7	51.9	52.8	43.2
10/10/2024	6:38	47.8		51.6	42.6
10/10/2024	6:43	55.3		55.9	42.5
10/10/2024	6:48	48.4		50.2	43.6
10/10/2024	6:53	53.4		55.8	46.2
10/10/2024	6:58	51.0		53.6	45.1
10/10/2024	23:03	39.5	39.9	42.5	35.4
10/10/2024	23:08	37.5		39.0	35.9
10/10/2024	23:13	41.6		42.8	37.1
10/10/2024	23:18	38.1		40.5	35.2
10/10/2024	23:23	37.9		39.9	35.6
10/10/2024	23:28	42.4		44.7	38.8
10/10/2024	23:33	41.2	42.1	43.0	38.6
10/10/2024	23:38	42.8		44.9	38.9
10/10/2024	23:43	41.1		42.7	38.1
10/10/2024	23:48	40.8		42.5	38.0
10/10/2024	23:53	43.6		45.8	39.1
10/10/2024	23:58	42.4		44.4	38.0
		Mean	46.5		
		Maximum	64.5		
		Minimum	38.2		

Station: CM27a

Date	Start Time	Leq (5mins)	Leq (30mins)	L10 (5mins)	L90 (5mins)
11/10/2024	0:03	40.6		43.3	38.1
11/10/2024	0:09	51.3		55.4	49.4
11/10/2024	0:14	51.9	51.8	55.0	49.8
11/10/2024	0:19	53.3		53.4	50.3
11/10/2024	0:24	53.5		53.7	50.0
11/10/2024	0:29	52.5		53.0	50.0
11/10/2024	0:34	52.2		55.2	48.7
11/10/2024	0:39	54.1		55.5	50.3
11/10/2024	0:44	55.5	53.2	58.4	51.5
11/10/2024	0:49	51.9		54.9	49.0
11/10/2024	0:54	52.5		52.9	50.2
11/10/2024	0:59	51.6		54.4	48.9
11/10/2024	1:04	52.6		55.0	49.7
11/10/2024	1:09	52.2		56.5	49.8
11/10/2024	1:14	52.1	52.3	54.4	49.0
11/10/2024	1:19	52.1		55.6	49.4
11/10/2024	1:24	52.7		53.4	49.9
11/10/2024	1:29	51.9		54.2	49.3
11/10/2024	1:34	52.5		52.9	49.0
11/10/2024	1:39	52.8		55.5	50.7
11/10/2024	1:44	51.8	52.4	54.1	49.5
11/10/2024	1:49	53.5		53.7	50.5
11/10/2024	1:54	52.0		54.4	50.8
11/10/2024	1:59	51.4		55.3	49.2
11/10/2024	2:04	52.5		55.5	49.8
11/10/2024	2:09	53.2		55.6	50.0
11/10/2024	2:14	52.7	52.8	54.4	50.1
11/10/2024	2:19	52.9		53.1	49.7
11/10/2024	2:24	53.3		55.4	49.4
11/10/2024	2:29	52.3		54.6	50.5
11/10/2024	2:34	52.5		55.2	50.3
11/10/2024	2:39	53.0		56.9	50.7
11/10/2024	2:44	51.6	52.6	54.8	49.8
11/10/2024	2:49	52.1		53.5	49.1
11/10/2024	2:54	52.9		54.7	49.3
11/10/2024	2:59	53.1		54.1	50.5
11/10/2024	3:04	52.4		54.6	49.1
11/10/2024	3:09	52.8		54.3	48.8
11/10/2024	3:14	51.1	52.1	54.8	49.0
11/10/2024	3:19	51.6		53.6	49.0
11/10/2024	3:24	52.6		53.9	49.2
11/10/2024	3:29	51.9		54.6	49.3
11/10/2024	3:34	51.8		54.4	49.9
11/10/2024	3:39	51.1		53.7	48.7
11/10/2024	3:44	51.4	52.0	52.6	49.7
11/10/2024	3:49	52.7		54.0	48.3
11/10/2024	3:54	52.3		52.7	49.7
11/10/2024	3:59	52.2		54.0	49.4
11/10/2024	4:04	52.3		54.1	49.1
11/10/2024	4:09	50.7		53.8	49.0
11/10/2024	4:14	52.9	51.9	55.0	50.1
11/10/2024	4:19	52.5		52.6	49.2
11/10/2024	4:24	51.0		54.7	49.6
11/10/2024	4:29	51.3		55.0	48.7
11/10/2024	4:34	52.3		53.3	50.0
11/10/2024	4:39	51.1		53.9	50.3
11/10/2024	4:44	53.0	52.0	54.3	50.4
11/10/2024	4:49	50.5		53.1	49.6
11/10/2024	4:54	52.1		52.7	49.3
11/10/2024	4:59	52.6		53.4	49.3
11/10/2024	5:04	51.8		52.8	49.8
11/10/2024	5:09	52.8		53.4	49.9
11/10/2024	5:14	51.7	52.0	53.4	49.8
11/10/2024	5:19	52.9		54.0	49.4
11/10/2024	5:24	51.8		53.5	50.1
11/10/2024	5:29	50.7		54.6	50.3
11/10/2024	5:34	51.3		53.8	50.3
11/10/2024	5:39	52.5		54.9	50.5
11/10/2024	5:44	51.3	51.9	52.7	49.4
11/10/2024	5:49	51.6		55.0	50.3
11/10/2024	5:54	51.5		53.3	50.5
11/10/2024	5:59	52.9		55.1	50.7
11/10/2024	6:04	52.5		55.8	50.7
11/10/2024	6:09	52.6		55.6	49.5
11/10/2024	6:14	53.1	52.7	55.7	50.8
11/10/2024	6:19	52.5		54.0	50.3
11/10/2024	6:24	53.0		53.9	48.9
11/10/2024	6:29	52.7		54.8	49.4
11/10/2024	6:34	53.7		55.1	49.8
11/10/2024	6:39	53.4		54.6	49.8
11/10/2024	6:44	51.7	52.3	53.7	50.6
11/10/2024	6:49	50.8		53.9	49.1
11/10/2024	6:54	51.9		54.2	48.8
11/10/2024	6:59	51.4		54.1	48.9

11/10/2024	23:03	42.4		43.6	40.8
11/10/2024	23:08	42.3		43.2	41.1
11/10/2024	23:13	42.7	43.2	44.0	41.2
11/10/2024	23:18	43.0		44.1	41.1
11/10/2024	23:23	43.1		45.4	40.3
11/10/2024	23:28	45.1		46.3	41.9
11/10/2024	23:33	41.0		42.1	39.4
11/10/2024	23:38	40.9		42.1	39.5
11/10/2024	23:43	41.8	42.8	43.6	39.8
11/10/2024	23:48	41.2		42.7	39.8
11/10/2024	23:53	40.8		42.5	39.0
11/10/2024	23:58	47.0		48.2	40.1
		Mean	51.1		
		Maximum	53.2		
		Minimum	42.8		

Date	Start Time	Leq (5mins)	Leq (30mins)	L10 (5mins)	L90 (5mins)
12/10/2024	0:03	41.1		43.2	39.2
12/10/2024	0:08	43.1		45.9	39.5
12/10/2024	0:13	40.7	41.3	42.1	39.3
12/10/2024	0:18	40.2		41.7	38.7
12/10/2024	0:23	41.6		43.3	39.2
12/10/2024	0:28	40.1		41.4	38.9
12/10/2024	0:33	51.7		52.6	38.8
12/10/2024	0:38	71.8		76.0	51.5
12/10/2024	0:43	42.4	64.1	43.0	41.7
12/10/2024	0:48	43.4		44.4	42.0
12/10/2024	0:53	43.2		44.5	41.8
12/10/2024	0:58	42.1		42.8	41.5
12/10/2024	1:03	43.2		44.0	42.4
12/10/2024	1:08	43.0		43.6	42.3
12/10/2024	1:13	43.3	43.0	44.5	42.1
12/10/2024	1:18	42.9		43.7	42.0
12/10/2024	1:23	42.9		44.1	41.5
12/10/2024	1:28	42.7		43.9	41.6
12/10/2024	1:33	42.1		43.2	41.1
12/10/2024	1:38	41.6		42.3	40.8
12/10/2024	1:43	41.5	42.3	42.2	40.6
12/10/2024	1:48	44.1		46.8	41.8
12/10/2024	1:53	42.0		42.7	40.5
12/10/2024	1:58	41.6		42.4	40.9
12/10/2024	2:03	41.7		42.7	40.7
12/10/2024	2:08	41.8		42.9	40.8
12/10/2024	2:13	42.0	41.9	43.4	40.8
12/10/2024	2:18	42.4		42.7	41.1
12/10/2024	2:23	42.3		43.3	41.3
12/10/2024	2:28	41.3		42.2	40.4
12/10/2024	2:33	44.4		44.5	41.4
12/10/2024	2:38	44.7		45.1	42.8
12/10/2024	2:43	38.9	41.4	41.2	36.7
12/10/2024	2:48	38.3		39.5	37.0
12/10/2024	2:53	36.6		37.7	35.8
12/10/2024	2:58	37.8		39.0	36.5
12/10/2024	3:03	38.0		39.8	35.9
12/10/2024	3:08	38.1		40.3	34.8
12/10/2024	3:13	36.9	44.3	37.9	35.5
12/10/2024	3:18	38.9		41.1	36.4
12/10/2024	3:23	51.1		53.4	37.1
12/10/2024	3:28	38.9		40.5	37.2
12/10/2024	3:33	39.6		40.7	37.9
12/10/2024	3:38	49.1		52.1	39.2
12/10/2024	3:43	40.5	43.7	41.9	38.9
12/10/2024	3:48	41.5		42.0	38.6
12/10/2024	3:53	41.1		41.9	38.8
12/10/2024	3:58	40.9		42.2	39.6
12/10/2024	4:03	42.0		44.1	38.9
12/10/2024	4:08	62.4		63.8	40.1
12/10/2024	4:13	62.1	57.5	66.7	40.2
12/10/2024	4:18	38.9		40.3	37.5
12/10/2024	4:23	40.2		41.7	38.2
12/10/2024	4:28	41.4		43.0	39.1
12/10/2024	4:33	40.2		42.0	37.7
12/10/2024	4:38	40.2		40.6	37.6
12/10/2024	4:43	47.3	46.0	48.0	39.0
12/10/2024	4:48	50.7		50.8	40.1
12/10/2024	4:53	44.4		45.7	39.9
12/10/2024	4:58	42.6		44.4	40.4
12/10/2024	5:03	41.8		44.1	38.9
12/10/2024	5:08	42.9		43.3	39.8
12/10/2024	5:13	53.6	57.7	53.7	41.0
12/10/2024	5:18	44.5		47.8	40.6
12/10/2024	5:23	63.5		66.1	43.4
12/10/2024	5:28	59.9		63.8	43.1
12/10/2024	5:33	50.1		53.9	42.8
12/10/2024	5:38	62.3		65.2	42.9
12/10/2024	5:43	53.3	57.7	57.3	45.1
12/10/2024	5:48	51.0		55.8	43.3
12/10/2024	5:53	55.7		59.8	44.8
12/10/2024	5:58	60.0		63.5	46.1
12/10/2024	6:03	59.1		63.1	46.0
12/10/2024	6:08	52.9		56.8	44.6
12/10/2024	6:13	46.3	55.3	47.9	44.3
12/10/2024	6:18	46.6		48.7	44.6
12/10/2024	6:23	56.6		60.4	45.7
12/10/2024	6:28	57.0		60.9	46.8
12/10/2024	6:33	60.5		65.7	48.5
12/10/2024	6:38	58.3		61.1	51.1
12/10/2024	6:43	56.4	59.4	59.9	48.0
12/10/2024	6:48	60.4		61.8	47.1
12/10/2024	6:53	55.5		59.3	47.0
12/10/2024	6:58	61.8		63.3	50.6

12/10/2024	23:03	43.6		44.5	42.2
12/10/2024	23:08	43.2		44.3	42.1
12/10/2024	23:13	44.4	49.4	45.4	43.2
12/10/2024	23:18	43.9		45.1	42.7
12/10/2024	23:23	46.2		49.3	43.3
12/10/2024	23:28	55.8		57.7	42.7
12/10/2024	23:33	44.6		45.6	43.1
12/10/2024	23:38	43.8		44.8	43.0
12/10/2024	23:43	46.6	49.2	49.9	42.7
12/10/2024	23:48	43.0		44.1	42.0
12/10/2024	23:53	43.2		44.3	42.3
12/10/2024	23:58	55.6		57.7	42.6
		Mean	49.6		
		Maximum	64.1		
		Minimum	41.3		

Date	Start Time	Leq (5mins)	Leq (30mins)	L10 (5mins)	L90 (5mins)
13/10/2024	0:03	46.1		48.7	42.9
13/10/2024	0:08	45.5		46.9	43.6
13/10/2024	0:13	47.3	45.8	49.4	42.6
13/10/2024	0:18	44.0		45.1	42.9
13/10/2024	0:23	46.3		47.5	43.8
13/10/2024	0:28	44.9		45.8	44.0
13/10/2024	0:33	43.9		44.5	43.0
13/10/2024	0:38	44.1		45.5	42.4
13/10/2024	0:43	44.3	48.7	45.3	42.8
13/10/2024	0:48	45.7		49.3	41.9
13/10/2024	0:53	54.8		59.2	43.7
13/10/2024	0:58	43.8		45.4	42.0
13/10/2024	1:03	43.9		45.0	42.3
13/10/2024	1:08	43.3		44.0	42.6
13/10/2024	1:13	49.0	45.7	52.4	43.7
13/10/2024	1:18	46.1		49.3	42.3
13/10/2024	1:23	43.3		44.7	41.9
13/10/2024	1:28	45.7		48.4	43.1
13/10/2024	1:33	45.3		49.0	42.7
13/10/2024	1:38	44.5		45.2	43.7
13/10/2024	1:43	47.0	45.4	47.4	42.9
13/10/2024	1:48	45.0		47.9	42.7
13/10/2024	1:53	43.5		44.6	42.3
13/10/2024	1:58	46.2		46.5	42.9
13/10/2024	2:03	47.2		49.0	43.2
13/10/2024	2:08	44.7		46.6	42.8
13/10/2024	2:13	44.8	46.8	45.4	44.0
13/10/2024	2:18	45.9		46.1	43.4
13/10/2024	2:23	50.6		55.3	42.7
13/10/2024	2:28	43.8		44.7	43.1
13/10/2024	2:33	45.5		48.4	42.5
13/10/2024	2:38	43.8		44.8	42.7
13/10/2024	2:43	51.7	51.1	53.8	48.6
13/10/2024	2:48	50.3		53.3	45.1
13/10/2024	2:53	52.4		58.0	45.2
13/10/2024	2:58	54.5		59.1	44.0
13/10/2024	3:03	46.7		48.6	43.4
13/10/2024	3:08	48.5		52.0	45.5
13/10/2024	3:13	47.6	47.5	50.2	45.6
13/10/2024	3:18	47.3		49.4	43.3
13/10/2024	3:23	48.3		50.3	46.7
13/10/2024	3:28	46.5		49.0	43.8
13/10/2024	3:33	46.0		48.4	43.5
13/10/2024	3:38	50.1		53.5	44.5
13/10/2024	3:43	49.1	52.2	52.0	46.0
13/10/2024	3:48	47.9		49.8	45.8
13/10/2024	3:53	49.6		52.1	46.9
13/10/2024	3:58	58.0		60.9	47.4
13/10/2024	4:03	46.8		49.1	44.0
13/10/2024	4:08	45.8		47.3	43.5
13/10/2024	4:13	53.0	48.6	56.4	46.0
13/10/2024	4:18	46.4		47.7	44.1
13/10/2024	4:23	47.8		49.7	44.4
13/10/2024	4:28	46.4		47.9	44.6
13/10/2024	4:33	44.4		46.0	42.5
13/10/2024	4:38	46.7		48.8	44.0
13/10/2024	4:43	47.5	47.2	49.0	45.1
13/10/2024	4:48	47.9		50.0	44.6
13/10/2024	4:53	46.5		47.7	45.0
13/10/2024	4:58	48.8		50.8	45.0
13/10/2024	5:03	50.2		53.5	45.7
13/10/2024	5:08	49.6		52.9	43.7
13/10/2024	5:13	47.7	48.0	49.8	44.2
13/10/2024	5:18	47.3		48.8	44.3
13/10/2024	5:23	46.6		48.9	43.5
13/10/2024	5:28	44.3		45.3	43.0
13/10/2024	5:33	44.2		45.4	42.1
13/10/2024	5:38	45.8		47.9	42.6
13/10/2024	5:43	46.3	49.4	48.6	43.5
13/10/2024	5:48	53.0		59.0	43.5
13/10/2024	5:53	52.1		56.5	45.6
13/10/2024	5:58	47.5		50.5	43.6
13/10/2024	6:03	45.5		48.3	42.5
13/10/2024	6:08	45.6		47.6	43.2
13/10/2024	6:13	45.4	44.8	46.9	43.2
13/10/2024	6:18	43.6		45.4	41.7
13/10/2024	6:23	42.6		43.6	41.4
13/10/2024	6:28	45.1		46.4	42.3
13/10/2024	6:33	45.2		46.0	43.6
13/10/2024	6:38	49.9		52.5	46.0
13/10/2024	6:43	70.1	62.5	71.0	45.6
13/10/2024	6:48	51.8		54.1	45.0
13/10/2024	6:53	47.9		50.2	44.6
13/10/2024	6:58	48.9		50.7	45.3

13/10/2024	23:03	48.1		51.0	45.1
13/10/2024	23:08	61.3		66.8	46.6
13/10/2024	23:13	50.0	55.0	52.7	46.8
13/10/2024	23:18	49.6		52.6	46.6
13/10/2024	23:23	48.5		51.4	45.8
13/10/2024	23:28	53.4		54.1	47.6
13/10/2024	23:33	50.2		51.7	46.9
13/10/2024	23:38	53.5		54.5	47.8
13/10/2024	23:43	56.8	55.2	60.0	48.6
13/10/2024	23:48	58.5		62.3	50.1
13/10/2024	23:53	51.7		54.2	47.4
13/10/2024	23:58	55.2		57.3	48.3
		Mean	49.6		
		Maximum	62.5		
		Minimum	44.8		

Station: CM27a

Date	Start Time	Leq (5mins)	Leq (30mins)	L10 (5mins)	L90 (5mins)
14/10/2024	0:03	52.6		54.1	47.1
14/10/2024	0:08	50.9		52.2	48.8
14/10/2024	0:13	50.2	52.4	52.8	46.7
14/10/2024	0:18	55.2		57.5	49.2
14/10/2024	0:23	52.3		55.2	47.9
14/10/2024	0:28	51.1		53.3	47.9
14/10/2024	0:33	53.5		56.5	49.4
14/10/2024	0:38	58.5		62.9	48.5
14/10/2024	0:43	51.7	56.6	53.4	49.5
14/10/2024	0:48	50.9		54.4	47.7
14/10/2024	0:53	61.5		63.1	49.6
14/10/2024	0:58	50.6		50.8	47.9
14/10/2024	1:03	52.0		55.5	47.4
14/10/2024	1:08	52.1		54.5	49.1
14/10/2024	1:13	57.4	55.2	61.6	47.1
14/10/2024	1:18	53.4		56.4	49.7
14/10/2024	1:23	58.7		61.4	50.4
14/10/2024	1:28	51.4		53.6	48.0
14/10/2024	1:33	61.5		66.3	49.2
14/10/2024	1:38	58.4		59.9	49.1
14/10/2024	1:43	50.9	56.5	52.9	47.3
14/10/2024	1:48	50.7		52.8	47.9
14/10/2024	1:53	51.0		52.8	49.3
14/10/2024	1:58	53.4		54.9	51.8
14/10/2024	2:03	53.8		55.4	52.4
14/10/2024	2:08	56.8		62.4	53.1
14/10/2024	2:13	53.8	55.2	55.0	52.3
14/10/2024	2:18	54.1		55.3	52.6
14/10/2024	2:23	53.3		54.9	51.8
14/10/2024	2:28	57.6		58.2	55.3
14/10/2024	2:33	57.8		58.7	57.0
14/10/2024	2:38	58.0		59.5	57.1
14/10/2024	2:43	58.2	57.7	60.7	56.4
14/10/2024	2:48	56.4		57.7	55.2
14/10/2024	2:53	58.8		59.3	55.4
14/10/2024	2:58	56.7		58.0	54.6
14/10/2024	3:03	58.5		62.5	54.5
14/10/2024	3:08	55.6		57.3	53.9
14/10/2024	3:13	55.6	57.1	57.0	53.7
14/10/2024	3:18	60.5		64.2	54.0
14/10/2024	3:23	54.5		56.5	52.5
14/10/2024	3:28	53.9		54.9	50.5
14/10/2024	3:33	54.4		56.5	51.8
14/10/2024	3:38	59.7		60.6	52.4
14/10/2024	3:43	54.7	67.0	56.7	52.1
14/10/2024	3:48	74.1		79.0	58.4
14/10/2024	3:53	61.6		65.6	52.9
14/10/2024	3:58	60.9		64.0	54.7
14/10/2024	4:03	72.1		74.1	67.6
14/10/2024	4:08	63.9		65.1	61.8
14/10/2024	4:13	69.6	67.2	73.1	57.8
14/10/2024	4:18	60.1		62.3	55.9
14/10/2024	4:23	62.9		64.6	58.0
14/10/2024	4:28	56.6		57.8	55.4
14/10/2024	4:33	62.1		67.3	55.3
14/10/2024	4:38	60.8		62.8	54.8
14/10/2024	4:43	62.6	60.1	63.3	56.6
14/10/2024	4:48	57.4		58.8	56.0
14/10/2024	4:53	55.7		56.6	54.6
14/10/2024	4:58	57.8		59.5	56.1
14/10/2024	5:03	59.6		62.1	56.5
14/10/2024	5:08	61.3		64.8	56.4
14/10/2024	5:13	57.2	60.4	58.8	55.9
14/10/2024	5:18	57.3		59.2	56.0
14/10/2024	5:23	60.1		61.9	56.3
14/10/2024	5:28	63.6		67.5	54.7
14/10/2024	5:33	60.4		64.9	52.3
14/10/2024	5:38	61.0		64.2	56.8
14/10/2024	5:43	68.5	62.7	71.5	56.8
14/10/2024	5:48	56.7		57.6	55.6
14/10/2024	5:53	56.6		57.9	55.5
14/10/2024	5:58	59.6		59.7	55.7
14/10/2024	6:03	56.2		58.2	54.2
14/10/2024	6:08	60.2		61.5	57.2
14/10/2024	6:13	60.4	61.2	62.7	55.8
14/10/2024	6:18	64.6		67.6	56.4
14/10/2024	6:23	63.1		67.2	53.8
14/10/2024	6:28	56.3		58.2	53.8
14/10/2024	6:33	63.1		64.0	60.1
14/10/2024	6:38	69.8		71.3	68.2
14/10/2024	6:43	71.0	69.6	71.8	70.2
14/10/2024	6:48	69.6		70.7	68.6
14/10/2024	6:53	69.8		70.8	68.8
14/10/2024	6:58	70.6		71.4	69.8

14/10/2024	23:03	40.7		41.9	40.0
14/10/2024	23:08	41.7		43.0	39.9
14/10/2024	23:13	41.4	50.0	42.5	40.2
14/10/2024	23:18	42.2		44.5	39.7
14/10/2024	23:23	41.1		42.3	39.8
14/10/2024	23:28	57.2		58.0	40.4
14/10/2024	23:33	41.1		42.0	40.1
14/10/2024	23:38	48.5		48.7	40.6
14/10/2024	23:43	59.2	52.1	61.3	43.1
14/10/2024	23:48	42.6		42.7	40.0
14/10/2024	23:53	43.5		45.2	40.5
14/10/2024	23:58	40.4		41.1	39.5
		Mean	58.8		
		Maximum	69.6		
		Minimum	50.0		

Date	Start Time	Leq (5mins)	Leq (30mins)	L10 (5mins)	L90 (5mins)
15/10/2024	0:03	47.4		51.6	40.9
15/10/2024	0:08	41.5		43.1	39.8
15/10/2024	0:13	43.4	43.5	46.7	40.1
15/10/2024	0:18	40.8		42.5	39.2
15/10/2024	0:23	41.2		42.4	39.8
15/10/2024	0:28	42.6		44.1	40.8
15/10/2024	0:33	56.5		58.9	39.9
15/10/2024	0:38	40.2		41.2	39.1
15/10/2024	0:43	42.1	49.4	43.4	40.6
15/10/2024	0:48	43.1		44.4	41.0
15/10/2024	0:53	41.1		42.5	39.5
15/10/2024	0:58	41.8		42.8	40.8
15/10/2024	1:03	42.3		43.7	39.5
15/10/2024	1:08	45.9		48.1	42.7
15/10/2024	1:13	51.4	47.1	56.1	41.0
15/10/2024	1:18	43.8		45.4	42.3
15/10/2024	1:23	47.1		51.4	42.4
15/10/2024	1:28	46.2		48.8	42.4
15/10/2024	1:33	44.3		45.6	42.7
15/10/2024	1:38	42.5		43.8	41.2
15/10/2024	1:43	46.0	47.9	48.0	43.4
15/10/2024	1:48	49.5		52.5	45.2
15/10/2024	1:53	51.8		54.5	46.1
15/10/2024	1:58	46.1		47.5	42.8
15/10/2024	2:03	45.1		47.6	42.5
15/10/2024	2:08	45.4		47.3	41.7
15/10/2024	2:13	52.3	47.2	55.6	43.8
15/10/2024	2:18	44.9		46.5	40.5
15/10/2024	2:23	42.2		44.5	39.6
15/10/2024	2:28	44.5		46.4	41.0
15/10/2024	2:33	42.1		43.9	39.2
15/10/2024	2:38	45.2		48.1	41.3
15/10/2024	2:43	47.1	44.4	49.8	41.2
15/10/2024	2:48	43.8		45.8	40.3
15/10/2024	2:53	43.1		45.4	40.4
15/10/2024	2:58	42.9		44.6	39.7
15/10/2024	3:03	43.0		44.6	40.8
15/10/2024	3:08	45.5		47.8	39.4
15/10/2024	3:13	46.6	43.8	51.3	38.9
15/10/2024	3:18	41.0		42.7	39.2
15/10/2024	3:23	40.9		42.4	39.3
15/10/2024	3:28	42.3		45.6	38.9
15/10/2024	3:33	48.6		53.6	39.7
15/10/2024	3:38	39.6		41.9	37.3
15/10/2024	3:43	41.4	43.3	42.1	39.5
15/10/2024	3:48	40.0		40.8	37.6
15/10/2024	3:53	42.1		45.4	37.4
15/10/2024	3:58	39.0		39.5	37.9
15/10/2024	4:03	37.4		38.4	36.6
15/10/2024	4:08	37.1		37.9	36.3
15/10/2024	4:13	38.9	40.3	40.6	37.3
15/10/2024	4:18	38.6		39.7	36.8
15/10/2024	4:23	44.2		48.1	40.0
15/10/2024	4:28	40.9		41.0	37.7
15/10/2024	4:33	41.2		42.1	39.5
15/10/2024	4:38	43.3		44.2	38.8
15/10/2024	4:43	40.2	42.1	42.6	37.7
15/10/2024	4:48	44.2		45.9	38.7
15/10/2024	4:53	42.3		44.6	38.8
15/10/2024	4:58	39.9		41.6	38.6
15/10/2024	5:03	50.6		55.3	38.6
15/10/2024	5:08	52.5		55.5	39.5
15/10/2024	5:13	54.0	50.2	56.2	38.5
15/10/2024	5:18	39.8		40.9	38.4
15/10/2024	5:23	46.2		49.8	40.0
15/10/2024	5:28	45.3		49.2	38.3
15/10/2024	5:33	41.3		42.2	39.6
15/10/2024	5:38	51.5		51.7	38.4
15/10/2024	5:43	46.2	46.2	49.1	38.8
15/10/2024	5:48	44.5		44.7	41.1
15/10/2024	5:53	39.9		41.1	38.7
15/10/2024	5:58	41.9		44.2	39.1
15/10/2024	6:03	38.7		40.6	36.8
15/10/2024	6:08	44.6		47.9	38.7
15/10/2024	6:13	38.4	40.4	40.1	37.0
15/10/2024	6:18	38.7		39.8	37.5
15/10/2024	6:23	38.2		38.9	37.3
15/10/2024	6:28	39.7		41.0	38.4
15/10/2024	6:33	40.5		43.1	38.0
15/10/2024	6:38	42.4		43.7	38.4
15/10/2024	6:43	40.3	41.5	41.6	38.9
15/10/2024	6:48	42.5		42.9	38.1
15/10/2024	6:53	41.4		43.2	39.0
15/10/2024	6:58	41.1		41.5	38.6

15/10/2024	23:03	43.9		45.1	42.8
15/10/2024	23:08	43.9		44.2	41.9
15/10/2024	23:13	43.9	44.8	44.8	41.5
15/10/2024	23:18	46.0		47.7	44.4
15/10/2024	23:23	46.1		47.7	44.0
15/10/2024	23:28	44.5		45.6	43.1
15/10/2024	23:33	54.4		59.0	42.7
15/10/2024	23:38	45.1		46.9	42.5
15/10/2024	23:43	43.9	48.6	45.0	42.5
15/10/2024	23:48	45.3		45.4	42.3
15/10/2024	23:53	43.6		44.6	42.5
15/10/2024	23:58	46.3		50.0	42.5
		Mean	45.0		
		Maximum	50.2		
		Minimum	40.3		

Date	Start Time	Leq (5mins)	Leq (30mins)	L10 (5mins)	L90 (5mins)
16/10/2024	0:03	47.7		51.0	43.6
16/10/2024	0:08	48.2		52.5	42.2
16/10/2024	0:13	43.8	50.4	45.0	42.6
16/10/2024	0:18	44.6		45.5	43.2
16/10/2024	0:23	46.5		47.4	44.0
16/10/2024	0:28	56.4		60.2	43.1
16/10/2024	0:33	45.3		46.1	44.0
16/10/2024	0:38	47.2		50.2	42.8
16/10/2024	0:43	43.5	45.7	44.4	42.1
16/10/2024	0:48	45.1		47.1	42.7
16/10/2024	0:53	47.9		52.8	43.1
16/10/2024	0:58	43.5		44.2	42.9
16/10/2024	1:03	44.0		45.5	42.4
16/10/2024	1:08	43.9		44.9	43.0
16/10/2024	1:13	44.5	44.1	46.0	42.8
16/10/2024	1:18	44.6		46.2	42.7
16/10/2024	1:23	44.3		46.1	42.9
16/10/2024	1:28	43.2		44.1	41.9
16/10/2024	1:33	44.6		46.5	42.7
16/10/2024	1:38	42.7		43.5	41.7
16/10/2024	1:43	43.7	44.3	45.2	41.9
16/10/2024	1:48	46.3		48.8	43.2
16/10/2024	1:53	43.7		44.5	42.9
16/10/2024	1:58	43.8		44.9	42.6
16/10/2024	2:03	46.1		47.5	43.6
16/10/2024	2:08	42.9		44.0	41.8
16/10/2024	2:13	45.2	48.8	46.1	44.1
16/10/2024	2:18	55.0		59.1	44.4
16/10/2024	2:23	44.5		45.6	43.2
16/10/2024	2:28	43.5		45.5	41.2
16/10/2024	2:33	45.7		47.1	43.7
16/10/2024	2:38	61.2		64.9	44.1
16/10/2024	2:43	51.1	54.7	55.9	45.2
16/10/2024	2:48	50.7		53.2	44.8
16/10/2024	2:53	51.3		51.4	44.3
16/10/2024	2:58	44.4		45.4	43.4
16/10/2024	3:03	49.4		52.3	44.0
16/10/2024	3:08	47.2		49.3	44.5
16/10/2024	3:13	44.8	47.5	46.2	43.0
16/10/2024	3:18	46.5		48.8	44.1
16/10/2024	3:23	47.6		49.3	46.3
16/10/2024	3:28	48.4		51.3	44.3
16/10/2024	3:33	46.0		48.3	43.7
16/10/2024	3:38	47.9		49.3	45.7
16/10/2024	3:43	48.1	56.4	50.1	44.6
16/10/2024	3:48	57.1		59.8	46.8
16/10/2024	3:53	56.2		60.5	48.3
16/10/2024	3:58	61.9		65.0	54.3
16/10/2024	4:03	46.7		49.2	43.3
16/10/2024	4:08	48.3		49.8	43.1
16/10/2024	4:13	48.8	47.9	51.7	44.8
16/10/2024	4:18	44.4		46.1	42.9
16/10/2024	4:23	50.2		52.8	47.3
16/10/2024	4:28	47.0		49.4	43.0
16/10/2024	4:33	46.0		48.1	43.2
16/10/2024	4:38	44.6		46.7	42.7
16/10/2024	4:43	47.1	47.8	48.8	45.1
16/10/2024	4:48	50.1		52.4	46.6
16/10/2024	4:53	44.9		46.8	42.8
16/10/2024	4:58	50.2		53.0	46.0
16/10/2024	5:03	46.1		48.7	43.2
16/10/2024	5:08	45.6		46.7	44.2
16/10/2024	5:13	49.7	52.3	53.4	44.7
16/10/2024	5:18	47.5		48.9	44.8
16/10/2024	5:23	46.0		48.1	43.7
16/10/2024	5:28	58.8		64.9	42.8
16/10/2024	5:33	45.7		47.6	42.4
16/10/2024	5:38	45.8		46.8	44.6
16/10/2024	5:43	47.3	50.6	50.0	43.0
16/10/2024	5:48	55.0		60.4	45.5
16/10/2024	5:53	52.3		55.7	44.7
16/10/2024	5:58	48.6		49.2	45.4
16/10/2024	6:03	45.7		47.2	44.0
16/10/2024	6:08	46.8		49.9	43.3
16/10/2024	6:13	43.4	45.0	44.7	42.2
16/10/2024	6:18	42.6		44.0	40.9
16/10/2024	6:23	43.2		44.8	41.8
16/10/2024	6:28	46.2		47.8	43.4
16/10/2024	6:33	49.0		52.9	43.7
16/10/2024	6:38	49.7		53.6	45.5
16/10/2024	6:43	69.8	62.4	70.1	57.3
16/10/2024	6:48	48.7		51.4	45.0
16/10/2024	6:53	49.6		51.4	47.6
16/10/2024	6:58	56.6		59.1	45.2
		Mean	49.9		
		Maximum	62.4		
		Minimum	44.1		

Summary of Noise Monitoring Results during 23:00 - 07:00 on the next day at CM27a	
	Leq (30mins)
Mean	48.8
Maximum	69.6
Minimum	36.7

Appendix 3-2-24 Baseline Noise Monitoring Data at CM28

Station: CM28

Date	Start Time	Leq (5mins)	Leq (30mins)	L10 (5mins)	L90 (5mins)
14/09/2024	10:52	68.7		71.4	49.9
14/09/2024	10:57	59.4		61.9	49.8
14/09/2024	11:02	54.6	61.8	57.6	50.4
14/09/2024	11:07	53.1		56.4	49.4
14/09/2024	11:12	52.1		54.1	49.1
14/09/2024	11:17	53.6		55.0	51.0
14/09/2024	11:22	51.3		52.7	49.7
14/09/2024	11:27	57.5		61.7	49.9
14/09/2024	11:32	55.0	54.2	59.0	49.5
14/09/2024	11:37	52.0		53.5	48.5
14/09/2024	11:42	52.6		54.1	49.6
14/09/2024	11:47	53.2		55.4	50.1
14/09/2024	11:52	51.4		52.8	48.9
14/09/2024	11:57	51.1		52.9	48.5
14/09/2024	12:02	52.9	52.1	54.7	50.2
14/09/2024	12:07	52.6		54.5	49.6
14/09/2024	12:12	52.3		55.0	49.0
14/09/2024	12:17	52.0		53.9	49.1
14/09/2024	12:22	53.1		55.9	49.7
14/09/2024	12:27	51.5		53.3	48.6
14/09/2024	12:32	52.3	53.1	54.0	48.5
14/09/2024	12:37	53.7		55.3	51.0
14/09/2024	12:42	54.1		56.7	50.2
14/09/2024	12:47	53.5		55.6	51.3
14/09/2024	12:52	54.3		56.6	51.2
14/09/2024	12:57	54.5		57.8	50.7
14/09/2024	13:02	52.4	53.6	53.5	49.8
14/09/2024	13:07	54.2		56.4	51.9
14/09/2024	13:12	54.2		56.4	50.4
14/09/2024	13:17	51.0		51.9	47.9
14/09/2024	13:22	50.7		52.4	47.1
14/09/2024	13:27	51.4		54.4	48.1
14/09/2024	13:32	52.6	52.3	55.0	50.2
14/09/2024	13:37	53.2		55.0	51.1
14/09/2024	13:42	53.1		54.4	50.2
14/09/2024	13:47	52.4		53.6	50.2
14/09/2024	13:52	52.8		54.1	50.5
14/09/2024	13:57	52.4		53.3	49.7
14/09/2024	14:02	51.5	54.2	52.3	49.1
14/09/2024	14:07	53.6		56.4	50.7
14/09/2024	14:12	55.6		58.8	51.0
14/09/2024	14:17	56.9		60.8	50.2
14/09/2024	14:22	58.7		61.1	51.3
14/09/2024	14:27	58.8		60.8	55.7
14/09/2024	14:32	55.8	56.2	57.5	53.0
14/09/2024	14:37	54.2		55.8	51.4
14/09/2024	14:42	52.7		55.1	49.2
14/09/2024	14:47	51.7		53.3	48.7
14/09/2024	14:52	52.6		53.3	50.9
14/09/2024	14:57	53.2		55.0	50.5
14/09/2024	15:02	53.5	53.1	55.1	50.8
14/09/2024	15:07	53.9		57.2	50.2
14/09/2024	15:12	52.5		54.1	49.4
14/09/2024	15:17	52.4		53.9	49.2
14/09/2024	15:22	51.3		52.6	48.9
14/09/2024	15:27	52.2		53.7	49.7
14/09/2024	15:32	52.4	52.0	53.8	49.4
14/09/2024	15:37	52.1		53.6	48.0
14/09/2024	15:42	51.8		53.4	48.7
14/09/2024	15:47	52.0		52.7	49.6
14/09/2024	15:52	52.3		53.0	51.0
14/09/2024	15:57	51.9		53.7	50.0
14/09/2024	16:02	51.8	52.3	55.1	48.0
14/09/2024	16:07	53.1		55.6	49.9
14/09/2024	16:12	52.6		53.9	49.6
14/09/2024	16:17	51.7		53.2	48.7
14/09/2024	16:22	50.9		52.4	48.2
14/09/2024	16:27	51.6		52.6	49.4
14/09/2024	16:32	53.1	52.1	55.8	49.9
14/09/2024	16:37	52.7		54.0	49.4
14/09/2024	16:42	52.4		53.9	49.0
14/09/2024	16:47	51.6		53.3	48.3
14/09/2024	16:52	51.8		53.4	49.4
14/09/2024	16:57	53.0		54.3	49.7
14/09/2024	17:02	53.2	52.9	55.3	49.9
14/09/2024	17:07	51.8		53.7	49.4
14/09/2024	17:12	51.8		52.9	48.4
14/09/2024	17:17	54.7		57.1	48.7
14/09/2024	17:22	51.6		52.9	48.5
14/09/2024	17:27	51.5		52.8	48.5
14/09/2024	17:32	51.8	51.6	53.2	47.6
14/09/2024	17:37	51.6		53.2	48.3
14/09/2024	17:42	51.1		52.7	47.8
14/09/2024	17:47	52.0		53.6	48.9
14/09/2024	17:52	52.5		54.7	49.1
14/09/2024	17:57	51.3		52.2	48.1
14/09/2024	18:02	51.1	51.5	52.3	48.3
14/09/2024	18:07	51.3		52.8	48.0
14/09/2024	18:12	51.4		54.3	46.5
14/09/2024	18:17	51.2		52.9	47.7
14/09/2024	18:22	51.0		52.5	48.1
14/09/2024	18:27	52.1		54.5	47.1
14/09/2024	18:32	52.8	51.6	55.7	48.7
14/09/2024	18:37	50.8		52.4	47.2
14/09/2024	18:42	51.6		55.5	47.1
14/09/2024	18:47	51.0		53.2	47.1
14/09/2024	18:52	50.2		50.6	45.9
14/09/2024	18:57	51.2		53.3	48.0
		Mean	53.4		
		Maximum	61.8		
		Minimum	51.5		

Date	Start Time	Leq (5mins)	Leq (30mins)	L10 (5mins)	L90 (5mins)
15/09/2024	7:02	46.5		47.9	40.8
15/09/2024	7:07	47.2		49.0	42.9
15/09/2024	7:12	49.4	48.2	51.9	43.5
15/09/2024	7:17	49.3		50.5	44.4
15/09/2024	7:22	47.0		49.7	43.4
15/09/2024	7:27	48.9		50.4	43.8
15/09/2024	7:32	49.4		50.7	43.6
15/09/2024	7:37	49.0		51.8	44.4
15/09/2024	7:42	48.4	48.7	50.1	45.3
15/09/2024	7:47	49.7		50.5	44.7
15/09/2024	7:52	47.5		48.7	43.7
15/09/2024	7:57	47.8		48.7	43.3
15/09/2024	8:02	49.0		50.6	43.9
15/09/2024	8:07	48.9		50.0	44.6
15/09/2024	8:12	47.4	48.4	48.7	43.8
15/09/2024	8:17	47.4		48.5	43.4
15/09/2024	8:22	49.1		50.6	45.0
15/09/2024	8:27	48.5		50.4	43.9
15/09/2024	8:32	49.1		50.1	44.0
15/09/2024	8:37	49.3		50.3	44.2
15/09/2024	8:42	48.8	48.7	49.9	44.9
15/09/2024	8:47	48.0		49.6	44.6
15/09/2024	8:52	48.0		48.9	44.2
15/09/2024	8:57	49.1		50.9	45.0
15/09/2024	9:02	48.6		50.0	45.7
15/09/2024	9:07	48.2		49.6	45.5
15/09/2024	9:12	50.8	49.8	53.0	46.0
15/09/2024	9:17	52.0		55.7	45.3
15/09/2024	9:22	48.2		48.9	46.0
15/09/2024	9:27	49.3		50.7	45.9
15/09/2024	9:32	49.9		50.7	47.2
15/09/2024	9:37	50.1		50.8	48.1
15/09/2024	9:42	50.9	51.0	52.7	46.9
15/09/2024	9:47	49.9		51.0	47.1
15/09/2024	9:52	48.0		49.3	45.8
15/09/2024	9:57	54.4		59.3	47.7
15/09/2024	10:02	50.4		52.2	46.2
15/09/2024	10:07	50.4		52.5	46.8
15/09/2024	10:12	49.0	50.2	49.9	46.3
15/09/2024	10:17	50.7		52.0	47.5
15/09/2024	10:22	50.1		51.7	47.8
15/09/2024	10:27	50.6		52.2	47.7
15/09/2024	10:32	50.4		51.5	47.1
15/09/2024	10:37	51.3		54.4	47.5
15/09/2024	10:42	52.0	50.5	56.7	45.7
15/09/2024	10:47	50.7		52.8	47.1
15/09/2024	10:52	48.1		50.1	45.5
15/09/2024	10:57	49.8		51.7	46.4
15/09/2024	11:02	50.7		51.8	47.6
15/09/2024	11:07	50.9		53.3	47.0
15/09/2024	11:12	51.8	50.7	52.3	48.4
15/09/2024	11:17	51.0		51.7	48.6
15/09/2024	11:22	49.4		51.1	46.9
15/09/2024	11:27	49.8		51.8	45.7
15/09/2024	11:32	52.0		55.6	45.5
15/09/2024	11:37	49.0		51.2	45.0
15/09/2024	11:42	49.3	49.2	50.3	45.1
15/09/2024	11:47	47.7		48.8	43.5
15/09/2024	11:52	47.4		48.7	43.2
15/09/2024	11:57	48.3		50.7	43.2
15/09/2024	12:02	49.9		53.2	43.9
15/09/2024	12:07	47.7		48.3	43.4
15/09/2024	12:12	48.6	49.0	51.1	43.4
15/09/2024	12:17	48.8		49.5	44.7
15/09/2024	12:22	50.4		54.3	44.9
15/09/2024	12:27	47.9		50.1	42.9
15/09/2024	12:32	48.8		49.7	43.7
15/09/2024	12:37	48.6		48.8	43.9
15/09/2024	12:42	47.9	49.0	49.6	42.1
15/09/2024	12:47	48.5		50.0	43.6
15/09/2024	12:52	51.3		56.4	43.8
15/09/2024	12:57	48.0		49.1	43.3
15/09/2024	13:02	48.3		50.1	43.5
15/09/2024	13:07	49.3		51.9	44.4
15/09/2024	13:12	49.2	49.6	52.0	43.7
15/09/2024	13:17	50.5		52.6	46.4
15/09/2024	13:22	50.3		51.5	47.7
15/09/2024	13:27	49.6		51.1	46.7
15/09/2024	13:32	50.3		51.7	46.2
15/09/2024	13:37	50.8		53.0	46.8
15/09/2024	13:42	50.9	50.8	52.4	48.0
15/09/2024	13:47	51.2		52.7	48.5
15/09/2024	13:52	51.0		52.1	49.2
15/09/2024	13:57	50.8		52.6	48.1
15/09/2024	14:02	52.4		54.4	49.2
15/09/2024	14:07	52.2		54.2	48.9
15/09/2024	14:12	52.1	51.7	53.4	49.8
15/09/2024	14:17	51.5		52.9	48.8
15/09/2024	14:22	50.2		52.0	47.7
15/09/2024	14:27	51.5		53.0	49.2
15/09/2024	14:32	51.5		52.7	48.4
15/09/2024	14:37	51.4		52.9	48.6
15/09/2024	14:42	51.7	51.4	53.3	49.0
15/09/2024	14:47	52.2		53.9	49.7
15/09/2024	14:52	50.2		51.9	48.1
15/09/2024	14:57	51.4		54.1	46.6
15/09/2024	15:02	50.1		52.0	45.8
15/09/2024	15:07	50.4		52.7	45.9
15/09/2024	15:12	50.8	50.4	52.2	47.1
15/09/2024	15:17	50.2		51.7	46.6
15/09/2024	15:22	49.7		52.0	47.3
15/09/2024	15:27	51.1		53.0	47.2
15/09/2024	15:32	51.1		53.0	48.3
15/09/2024	15:37	51.5		53.7	47.6
15/09/2024	15:42	51.8	51.3	54.1	49.0
15/09/2024	15:47	51.5		53.0	47.6
15/09/2024	15:52	50.8		52.5	47.7
15/09/2024	15:57	51.2		53.0	47.7
15/09/2024	16:02	51.5		52.7	48.5
15/09/2024	16:07	51.0		52.3	48.1
15/09/2024	16:12	50.8	51.0	52.8	47.8
15/09/2024	16:17	50.9		53.0	48.2
15/09/2024	16:22	50.5		51.8	47.6
15/09/2024	16:27	51.2		52.4	48.8
15/09/2024	16:32	50.5		52.5	47.1
15/09/2024	16:37	50.1		51.8	47.1
15/09/2024	16:42	50.2	50.7	51.2	46.8
15/09/2024	16:47	51.2		52.9	47.8
15/09/2024	16:52	51.2		53.0	47.5
15/09/2024	16:57	51.1		52.9	48.2
15/09/2024	17:02	51.5		52.9	48.2
15/09/2024	17:07	52.0		53.2	49.5
15/09/2024	17:12	51.0	51.0	52.0	48.2
15/09/2024	17:17	51.9		54.3	48.2
15/09/2024	17:22	48.6		50.4	46.0
15/09/2024	17:27	49.9		51.3	45.6
15/09/2024	17:32	50.4		52.6	46.3
15/09/2024	17:37	50.1		51.2	47.2
15/09/2024	17:42	51.1	50.1	53.5	46.7
15/09/2024	17:47	49.1		50.2	46.1
15/09/2024	17:52	49.6		50.3	46.8
15/09/2024	17:57	50.0		51.8	45.9
15/09/2024	18:02	50.5		51.9	46.6
15/09/2024	18:07	50.1		52.0	46.6
15/09/2024	18:12	50.6	50.4	51.6	46.9
15/09/2024	18:17	51.4		52.3	46.6
15/09/2024	18:22	49.8		51.5	47.1
15/09/2024	18:27	50.0		51.2	46.7
15/09/2024	18:32	50.6		51.6	47.0
15/09/2024	18:37	51.7		52.5	48.4
15/09/2024	18:42	52.2	50.6	55.1	45.9
15/09/2024	18:47	49.9		51.3	46.4
15/09/2024	18:52	48.2		49.8	46.2
15/09/2024	18:57	49.5		50.4	45.9
		Mean	50.1		
		Maximum	51.7		
		Minimum	48.2		

Station: CM28

Date	Start Time	Leq (5mins)	Leq (30mins)	L10 (5mins)	L90 (5mins)
16/09/2024	7:02	55.3		59.2	46.1
16/09/2024	7:07	54.1		58.4	47.0
16/09/2024	7:12	51.6	58.9	55.5	46.1
16/09/2024	7:17	56.0		59.3	47.0
16/09/2024	7:22	64.5		68.4	49.0
16/09/2024	7:27	58.6		61.9	47.6
16/09/2024	7:32	52.1		56.6	46.2
16/09/2024	7:37	55.0		59.0	48.6
16/09/2024	7:42	50.7	54.8	53.0	46.7
16/09/2024	7:47	59.7		64.1	47.4
16/09/2024	7:52	50.9		54.5	46.2
16/09/2024	7:57	51.9		56.4	46.9
16/09/2024	8:02	50.0		51.6	46.4
16/09/2024	8:07	52.8		57.5	47.4
16/09/2024	8:12	50.4	51.6	52.4	46.5
16/09/2024	8:17	52.6		57.4	46.7
16/09/2024	8:22	51.8		56.1	47.2
16/09/2024	8:27	51.2		55.1	46.7
16/09/2024	8:32	51.5		55.4	46.8
16/09/2024	8:37	51.1		52.6	47.7
16/09/2024	8:42	51.5	51.9	54.5	47.8
16/09/2024	8:47	51.8		55.5	47.8
16/09/2024	8:52	52.5		55.8	47.2
16/09/2024	8:57	53.0		56.7	47.5
16/09/2024	9:02	51.3		53.3	47.4
16/09/2024	9:07	51.6		56.2	46.6
16/09/2024	9:12	51.1	51.3	54.1	47.8
16/09/2024	9:17	50.6		52.9	47.2
16/09/2024	9:22	52.1		55.9	48.0
16/09/2024	9:27	50.7		51.8	47.5
16/09/2024	9:32	52.4		56.5	48.1
16/09/2024	9:37	53.1		57.1	48.4
16/09/2024	9:42	51.2	52.4	53.0	47.9
16/09/2024	9:47	53.4		57.9	49.0
16/09/2024	9:52	52.1		54.5	48.7
16/09/2024	9:57	51.8		55.6	47.9
16/09/2024	10:02	51.9		56.4	47.5
16/09/2024	10:07	51.1		54.0	47.5
16/09/2024	10:12	51.1	51.5	54.4	47.3
16/09/2024	10:17	51.9		56.4	47.7
16/09/2024	10:22	51.2		53.8	47.5
16/09/2024	10:27	51.6		54.5	47.6
16/09/2024	10:32	53.1		56.9	47.7
16/09/2024	10:37	50.9		51.6	48.2
16/09/2024	10:42	50.9	51.3	53.2	47.6
16/09/2024	10:47	50.8		51.5	47.5
16/09/2024	10:52	50.8		52.7	47.8
16/09/2024	10:57	50.6		52.0	47.3
16/09/2024	11:02	50.6		51.4	47.4
16/09/2024	11:07	52.7		55.5	47.9
16/09/2024	11:12	48.1	50.9	48.9	46.5
16/09/2024	11:17	50.9		52.0	46.9
16/09/2024	11:22	51.1		53.8	47.8
16/09/2024	11:27	50.6		50.8	47.2
16/09/2024	11:32	56.3		56.5	47.1
16/09/2024	11:37	65.6		71.2	48.9
16/09/2024	11:42	76.0	70.1	78.6	68.9
16/09/2024	11:47	72.5		74.9	47.7
16/09/2024	11:52	51.7		54.0	48.5
16/09/2024	11:57	52.4		54.4	48.0
16/09/2024	12:02	51.3		53.0	48.4
16/09/2024	12:07	51.4		52.5	47.7
16/09/2024	12:12	49.7	50.0	50.5	45.9
16/09/2024	12:17	49.7		51.0	45.7
16/09/2024	12:22	47.5		49.0	45.7
16/09/2024	12:27	49.4		50.6	45.6
16/09/2024	12:32	49.6		51.0	46.2
16/09/2024	12:37	49.8		50.2	47.2
16/09/2024	12:42	49.5	49.7	50.5	47.2
16/09/2024	12:47	50.2		51.3	46.4
16/09/2024	12:52	50.7		51.8	46.8
16/09/2024	12:57	48.0		49.2	46.8
16/09/2024	13:02	49.9		50.4	46.6
16/09/2024	13:07	51.4		52.4	48.7
16/09/2024	13:12	50.4	51.0	51.0	48.6
16/09/2024	13:17	50.8		51.4	49.0
16/09/2024	13:22	51.6		52.6	49.3
16/09/2024	13:27	51.6		51.7	49.2
16/09/2024	13:32	50.1		51.0	49.0
16/09/2024	13:37	51.6		52.8	49.4
16/09/2024	13:42	51.4	50.9	52.4	49.4
16/09/2024	13:47	51.2		52.1	48.3
16/09/2024	13:52	49.9		50.1	47.2
16/09/2024	13:57	51.1		51.9	47.2
16/09/2024	14:02	49.2		49.9	46.9
16/09/2024	14:07	49.0		49.4	46.2
16/09/2024	14:12	50.8	50.3	51.6	46.5
16/09/2024	14:17	49.5		49.9	47.4
16/09/2024	14:22	51.5		54.6	47.4
16/09/2024	14:27	50.9		51.8	47.4
16/09/2024	14:32	50.2		51.4	47.0
16/09/2024	14:37	51.7		55.3	47.1
16/09/2024	14:42	49.5	49.9	50.4	47.2
16/09/2024	14:47	50.4		51.6	46.4
16/09/2024	14:52	49.4		51.2	46.3
16/09/2024	14:57	46.8		49.5	46.3
16/09/2024	15:02	51.6		52.7	50.1
16/09/2024	15:07	51.5		53.2	49.3
16/09/2024	15:12	51.7	51.3	53.3	49.7
16/09/2024	15:17	50.8		52.1	49.1
16/09/2024	15:22	50.4		51.8	48.7
16/09/2024	15:27	51.6		52.2	47.9
16/09/2024	15:32	51.7		52.4	46.3
16/09/2024	15:37	49.1		51.0	47.0
16/09/2024	15:42	55.7	54.1	56.8	54.6
16/09/2024	15:47	54.9		56.0	53.2
16/09/2024	15:52	55.0		56.2	53.3
16/09/2024	15:57	54.8		56.1	53.4
16/09/2024	16:02	55.3		56.5	53.8
16/09/2024	16:07	55.6		56.8	54.2
16/09/2024	16:12	55.8	55.5	57.1	54.4
16/09/2024	16:17	56.3		57.7	54.4
16/09/2024	16:22	55.2		56.3	53.5
16/09/2024	16:27	54.4		56.0	52.6
16/09/2024	16:32	55.3		56.3	52.6
16/09/2024	16:37	54.6		55.6	53.2
16/09/2024	16:42	55.3	57.4	56.8	53.5
16/09/2024	16:47	57.9		60.1	55.0
16/09/2024	16:52	59.1		60.6	57.4
16/09/2024	16:57	59.4		61.3	57.0
16/09/2024	17:02	59.9		61.5	57.9
16/09/2024	17:07	61.3		63.1	57.9
16/09/2024	17:12	64.2	61.6	65.7	58.1
16/09/2024	17:17	62.4		63.5	58.2
16/09/2024	17:22	59.2		60.4	57.5
16/09/2024	17:27	60.5		61.8	58.6
16/09/2024	17:32	62.0		62.3	59.4
16/09/2024	17:37	63.4		64.3	60.0
16/09/2024	17:42	63.9	63.2	64.4	60.2
16/09/2024	17:47	62.9		64.4	59.6
16/09/2024	17:52	62.8		64.6	60.5
16/09/2024	17:57	63.7		64.4	60.9
16/09/2024	18:02	65.1		65.4	60.9
16/09/2024	18:07	63.1		63.5	58.6
16/09/2024	18:12	61.6	64.0	63.4	59.2
16/09/2024	18:17	64.1		65.6	60.6
16/09/2024	18:22	65.0		65.7	60.5
16/09/2024	18:27	64.3		65.8	61.9
16/09/2024	18:32	65.0		67.8	60.3
16/09/2024	18:37	63.7		64.9	61.6
16/09/2024	18:42	64.0	64.0	65.6	61.9
16/09/2024	18:47	63.9		65.6	61.8
16/09/2024	18:52	63.5		65.2	61.0
16/09/2024	18:57	64.0		64.8	60.3
		Mean	54.9		
		Maximum	70.1		
		Minimum	49.7		

Date	Start Time	Leq (5mins)	Leq (30mins)	L10 (5mins)	L90 (5mins)
17/09/2024	7:02	48.2		49.8	45.8
17/09/2024	7:07	44.8		46.9	42.3
17/09/2024	7:12	45.5	45.5	46.5	44.3
17/09/2024	7:17	43.2		44.6	41.7
17/09/2024	7:22	44.5		45.9	42.2
17/09/2024	7:27	45.1		47.4	41.7
17/09/2024	7:32	44.6		46.3	41.7
17/09/2024	7:37	45.1		46.3	43.8
17/09/2024	7:42	45.5	45.2	47.1	43.4
17/09/2024	7:47	46.2		48.8	43.0
17/09/2024	7:52	45.5		47.1	41.6
17/09/2024	7:57	44.1		46.2	41.5
17/09/2024	8:02	44.7		46.1	42.4
17/09/2024	8:07	44.6		46.3	42.7
17/09/2024	8:12	42.9	45.4	44.2	40.8
17/09/2024	8:17	46.3		48.2	43.7
17/09/2024	8:22	47.1		50.6	42.8
17/09/2024	8:27	45.4		47.2	40.6
17/09/2024	8:32	44.2		45.7	42.6
17/09/2024	8:37	45.1		47.5	41.3
17/09/2024	8:42	45.1	44.4	47.1	41.8
17/09/2024	8:47	44.7		46.4	43.1
17/09/2024	8:52	43.0		44.9	40.3
17/09/2024	8:57	43.8		46.0	41.9
17/09/2024	9:02	43.2		45.3	40.3
17/09/2024	9:07	45.1		47.1	41.0
17/09/2024	9:12	43.4	43.9	44.5	42.1
17/09/2024	9:17	43.5		45.0	41.3
17/09/2024	9:22	43.7		45.0	41.9
17/09/2024	9:27	44.4		45.9	41.3
17/09/2024	9:32	44.1		45.9	42.6
17/09/2024	9:37	45.2		47.4	42.1
17/09/2024	9:42	43.6	44.6	45.1	41.8
17/09/2024	9:47	43.4		45.5	41.0
17/09/2024	9:52	45.3		46.4	43.5
17/09/2024	9:57	45.5		47.5	41.3
17/09/2024	10:02	47.0		48.2	42.1
17/09/2024	10:07	44.9		46.0	43.2
17/09/2024	10:12	47.2	46.2	48.5	42.4
17/09/2024	10:17	45.9		46.5	43.0
17/09/2024	10:22	46.3		47.9	44.0
17/09/2024	10:27	45.7		51.4	42.3
17/09/2024	10:32	52.3		54.8	44.8
17/09/2024	10:37	46.3		48.0	43.5
17/09/2024	10:42	45.8	53.2	46.9	44.3
17/09/2024	10:47	52.0		54.3	43.6
17/09/2024	10:52	58.7		69.0	47.3
17/09/2024	10:57	49.9		52.0	45.3
17/09/2024	11:02	47.8		50.5	44.4
17/09/2024	11:07	54.0		56.6	45.4
17/09/2024	11:12	48.9	50.8	50.4	45.4
17/09/2024	11:17	48.1		49.6	45.5
17/09/2024	11:22	53.3		54.0	46.5
17/09/2024	11:27	47.9		49.2	46.4
17/09/2024	11:32	48.6		49.8	46.9
17/09/2024	11:37	53.6		56.3	48.5
17/09/2024	11:42	50.5	52.2	52.1	48.9
17/09/2024	11:47	54.5		56.6	49.7
17/09/2024	11:52	51.2		53.0	49.0
17/09/2024	11:57	52.3		53.1	50.5
17/09/2024	12:02	54.1		56.3	50.9
17/09/2024	12:07	55.4		56.9	53.6
17/09/2024	12:12	56.3	58.6	57.6	54.6
17/09/2024	12:17	57.0		58.6	55.2
17/09/2024	12:22	60.1		63.3	53.6
17/09/2024	12:27	62.5		65.5	56.8
17/09/2024	12:32	58.4		60.0	55.9
17/09/2024	12:37	58.7		60.4	56.7
17/09/2024	12:42	58.7	59.1	59.9	57.2
17/09/2024	12:47	58.7		60.4	56.6
17/09/2024	12:52	59.4		59.9	56.4
17/09/2024	12:57	60.5		61.2	56.6
17/09/2024	13:02	60.9		64.8	57.1
17/09/2024	13:07	60.4		61.7	57.5
17/09/2024	13:12	60.0	60.5	62.0	57.6
17/09/2024	13:17	60.6		62.4	57.6
17/09/2024	13:22	59.7		61.5	57.5
17/09/2024	13:27	61.0		62.3	58.9
17/09/2024	13:32	62.0		63.7	60.2
17/09/2024	13:37	62.2		63.4	60.4
17/09/2024	13:42	62.2	63.7	63.8	60.0
17/09/2024	13:47	62.4		64.3	60.0
17/09/2024	13:52	67.4		68.8	58.8
17/09/2024	13:57	62.6		63.2	58.9
17/09/2024	14:02	60.9		62.1	58.7
17/09/2024	14:07	62.8		65.5	57.4
17/09/2024	14:12	62.9	59.6	64.7	57.5
17/09/2024	14:17	49.6		51.9	45.2
17/09/2024	14:22	49.6		50.6	46.3
17/09/2024	14:27	53.6		55.3	45.9
17/09/2024	14:32	49.1		50.3	45.9
17/09/2024	14:37	50.5		52.6	46.1
17/09/2024	14:42	49.6	51.1	50.3	45.3
17/09/2024	14:47	46.9		48.0	45.7
17/09/2024	14:52	51.9		55.8	46.7
17/09/2024	14:57	54.5		57.4	46.3
17/09/2024	15:02	54.7		58.6	48.7
17/09/2024	15:07	65.1		66.3	59.5
17/09/2024	15:12	66.6	65.6	67.0	66.0
17/09/2024	15:17	66.6		67.0	66.2
17/09/2024	15:22	66.7		67.3	66.1
17/09/2024	15:27	66.5		67.0	65.9
17/09/2024	15:32	66.5		67.0	65.9
17/09/2024	15:37	66.5		67.0	65.8
17/09/2024	15:42	66.6	65.4	66.9	66.2
17/09/2024	15:47	66.5		66.9	66.1
17/09/2024	15:52	64.5		66.3	46.3
17/09/2024	15:57	53.1		57.5	46.2
17/09/2024	16:02	63.3		65.8	48.3
17/09/2024	16:07	59.7		66.0	47.6
17/09/2024	16:12	53.0	58.0	57.3	47.1
17/09/2024	16:17	51.8		54.4	46.3
17/09/2024	16:22	53.8		58.3	47.3
17/09/2024	16:27	52.2		54.4	46.4
17/09/2024	16:32	50.8		53.8	46.2
17/09/2024	16:37	50.6		54.3	45.4
17/09/2024	16:42	49.3	50.3	51.6	45.1
17/09/2024	16:47	50.3		53.8	44.9
17/09/2024	16:52	50.8		54.6	44.8
17/09/2024	16:57	49.7		51.5	45.3
17/09/2024	17:02	51.2		54.4	46.0
17/09/2024	17:07	51.2		55.0	45.5
17/09/2024	17:12	49.4	50.9	50.8	45.1
17/09/2024	17:17	51.5		56.1	44.7
17/09/2024	17:22	50.9		54.6	44.8
17/09/2024	17:27	50.6		53.0	45.7
17/09/2024	17:32	50.2		53.4	45.4
17/09/2024	17:37	50.6		53.8	44.6
17/09/2024	17:42	49.1	51.0	50.6	44.5
17/09/2024	17:47	51.5		54.4	45.4
17/09/2024	17:52	50.6		53.6	46.4
17/09/2024	17:57	52.9		57.8	46.7
17/09/2024	18:02	49.9		51.8	46.1
17/09/2024	18:07	52.2		56.4	47.2
17/09/2024	18:12	50.2	51.6	53.3	46.0
17/09/2024	18:17	54.5		58.7	47.9
17/09/2024	18:22	49.8		51.8	45.7
17/09/2024	18:27	51.0		53.9	45.4
17/09/2024	18:32	54.0		57.9	45.1
17/09/2024	18:37	51.3		54.2	45.1
17/09/2024	18:42	49.1	51.3	50.9	45.1
17/09/2024	18:47	50.1		53.4	44.2
17/09/2024	18:52	50.7		55.9	45.0
17/09/2024	18:57	50.9		53.7	45.5
		Mean	52.8		
		Maximum	65.6		
		Minimum	43.9		

Station: CM28

Date	Start Time	Leq (5mins)	Leq (30mins)	L10 (5mins)	L90 (5mins)
18/09/2024	7:02	49.7	48.0	51.8	44.6
18/09/2024	7:07	48.2		48.7	44.6
18/09/2024	7:12	47.3		48.3	43.9
18/09/2024	7:17	49.4		50.9	44.5
18/09/2024	7:22	46.9		48.2	43.4
18/09/2024	7:27	45.0		46.5	43.7
18/09/2024	7:32	48.2	48.4	49.4	43.4
18/09/2024	7:37	49.6		51.2	45.6
18/09/2024	7:42	47.7		48.6	44.8
18/09/2024	7:47	47.8		48.4	44.4
18/09/2024	7:52	48.8		50.2	44.3
18/09/2024	7:57	47.8		49.2	44.4
18/09/2024	8:02	48.0	48.9	48.4	45.2
18/09/2024	8:07	49.7		51.1	45.3
18/09/2024	8:12	49.2		51.5	44.7
18/09/2024	8:17	49.2		49.4	44.6
18/09/2024	8:22	48.1		48.8	45.1
18/09/2024	8:27	49.1		50.6	44.9
18/09/2024	8:32	48.3	49.1	50.8	45.2
18/09/2024	8:37	48.8		50.2	45.9
18/09/2024	8:42	50.1		51.8	46.1
18/09/2024	8:47	50.0		51.6	45.8
18/09/2024	8:52	47.9		49.4	45.9
18/09/2024	8:57	49.1		50.8	45.7
18/09/2024	9:02	49.8	49.7	50.6	45.9
18/09/2024	9:07	48.3		49.9	45.7
18/09/2024	9:12	50.3		51.5	45.9
18/09/2024	9:17	49.2		50.8	45.9
18/09/2024	9:22	50.9		52.4	47.5
18/09/2024	9:27	48.9		49.3	46.0
18/09/2024	9:32	49.1	50.3	50.6	46.2
18/09/2024	9:37	50.8		52.7	47.3
18/09/2024	9:42	49.7		51.4	46.7
18/09/2024	9:47	50.5		52.6	46.1
18/09/2024	9:52	49.5		50.1	46.6
18/09/2024	9:57	51.8		54.8	46.7
18/09/2024	10:02	49.5	49.7	51.0	46.5
18/09/2024	10:07	50.1		50.9	46.6
18/09/2024	10:12	49.5		50.3	46.1
18/09/2024	10:17	48.4		50.0	45.2
18/09/2024	10:22	50.5		53.8	46.4
18/09/2024	10:27	49.7		50.0	47.0
18/09/2024	10:32	63.8	56.9	64.6	46.3
18/09/2024	10:37	51.5		54.6	46.9
18/09/2024	10:42	49.4		49.9	45.9
18/09/2024	10:47	51.4		54.0	46.6
18/09/2024	10:52	49.7		51.0	45.9
18/09/2024	10:57	50.1		51.2	46.6
18/09/2024	11:02	62.6	55.9	64.3	47.1
18/09/2024	11:07	50.8		52.0	47.4
18/09/2024	11:12	49.8		51.2	47.1
18/09/2024	11:17	50.2		51.5	46.6
18/09/2024	11:22	49.4		50.6	45.5
18/09/2024	11:27	50.6		52.9	46.2
18/09/2024	11:32	47.5	51.6	48.3	46.1
18/09/2024	11:37	52.6		57.0	46.6
18/09/2024	11:42	50.9		53.2	45.7
18/09/2024	11:47	55.0		59.6	45.8
18/09/2024	11:52	50.7		52.7	46.9
18/09/2024	11:57	48.9		49.8	44.3
18/09/2024	12:02	46.8	49.1	48.1	44.9
18/09/2024	12:07	49.2		50.1	44.4
18/09/2024	12:12	48.8		48.9	44.5
18/09/2024	12:17	49.7		51.7	45.4
18/09/2024	12:22	49.9		52.1	44.8
18/09/2024	12:27	49.5		51.9	44.1
18/09/2024	12:32	45.8	48.4	47.1	44.3
18/09/2024	12:37	50.0		51.5	44.2
18/09/2024	12:42	48.8		50.3	44.2
18/09/2024	12:47	48.1		49.8	44.5
18/09/2024	12:52	48.8		50.4	44.8
18/09/2024	12:57	47.9		48.5	44.2
18/09/2024	13:02	46.3	49.4	47.3	44.0
18/09/2024	13:07	49.6		50.7	44.4
18/09/2024	13:12	50.2		53.8	44.6
18/09/2024	13:17	48.0		48.2	44.1
18/09/2024	13:22	50.4		53.6	45.4
18/09/2024	13:27	50.4		54.0	45.6
18/09/2024	13:32	47.1	49.2	49.1	45.4
18/09/2024	13:37	49.7		50.4	45.0
18/09/2024	13:42	49.5		50.8	44.4
18/09/2024	13:47	49.3		50.7	45.7
18/09/2024	13:52	49.9		50.4	45.9
18/09/2024	13:57	49.1		51.3	45.6
18/09/2024	14:02	49.0	51.1	49.5	45.7
18/09/2024	14:07	49.7		51.4	45.2
18/09/2024	14:12	50.6		51.6	48.2
18/09/2024	14:17	51.3		51.9	48.9
18/09/2024	14:22	53.6		57.7	49.1
18/09/2024	14:27	51.1		52.8	48.6
18/09/2024	14:32	49.9	51.3	51.1	48.5
18/09/2024	14:37	51.0		52.4	47.1
18/09/2024	14:42	50.4		50.7	46.7
18/09/2024	14:47	50.6		52.2	47.1
18/09/2024	14:52	53.6		54.1	47.1
18/09/2024	14:57	51.2		53.2	46.7
18/09/2024	15:02	49.6	51.4	50.4	46.7
18/09/2024	15:07	53.7		57.3	48.6
18/09/2024	15:12	51.4		52.0	46.9
18/09/2024	15:17	51.1		52.3	48.2
18/09/2024	15:22	51.0		51.2	47.8
18/09/2024	15:27	50.6		50.7	47.3
18/09/2024	15:32	49.7	51.4	50.8	47.3
18/09/2024	15:37	54.1		57.4	48.7
18/09/2024	15:42	50.7		52.1	47.5
18/09/2024	15:47	51.2		51.9	47.4
18/09/2024	15:52	50.9		52.3	47.9
18/09/2024	15:57	50.3		52.3	46.4
18/09/2024	16:02	47.4	49.6	48.6	46.0
18/09/2024	16:07	50.0		51.6	46.6
18/09/2024	16:12	50.6		51.5	45.9
18/09/2024	16:17	49.9		52.0	45.9
18/09/2024	16:22	49.0		50.3	45.3
18/09/2024	16:27	50.2		51.2	45.2
18/09/2024	16:32	46.7	49.9	48.3	45.0
18/09/2024	16:37	50.1		52.2	45.9
18/09/2024	16:42	50.9		52.1	46.2
18/09/2024	16:47	51.0		53.4	45.9
18/09/2024	16:52	50.0		50.5	45.5
18/09/2024	16:57	49.2		52.1	44.6
18/09/2024	17:02	46.0	49.1	47.3	44.7
18/09/2024	17:07	49.3		51.2	44.6
18/09/2024	17:12	48.9		51.2	44.6
18/09/2024	17:17	48.7		51.3	44.5
18/09/2024	17:22	50.5		52.3	45.1
18/09/2024	17:27	50.1		50.2	46.1
18/09/2024	17:32	47.4	49.9	49.0	45.5
18/09/2024	17:37	49.8		50.1	45.6
18/09/2024	17:42	49.9		52.9	45.9
18/09/2024	17:47	50.7		51.3	45.7
18/09/2024	17:52	50.6		53.4	46.4
18/09/2024	17:57	50.3		52.7	45.9
18/09/2024	18:02	47.2	49.7	48.1	45.1
18/09/2024	18:07	49.2		51.6	44.9
18/09/2024	18:12	48.4		49.2	44.4
18/09/2024	18:17	52.1		57.0	44.5
18/09/2024	18:22	50.0		52.3	45.7
18/09/2024	18:27	49.5		51.9	45.6
18/09/2024	18:32	47.6	49.7	49.5	44.6
18/09/2024	18:37	50.4		54.0	45.1
18/09/2024	18:42	50.2		53.8	44.8
18/09/2024	18:47	50.6		51.1	45.8
18/09/2024	18:52	49.4		51.1	45.8
18/09/2024	18:57	49.6		51.0	46.6
		Mean	50.3		
		Maximum	56.9		
		Minimum	48.0		

Date	Start Time	Leq (5mins)	Leq (30mins)	L10 (5mins)	L90 (5mins)
19/09/2024	7:02	51.8	51.3	55.8	46.3
19/09/2024	7:07	52.0		54.8	46.3
19/09/2024	7:12	50.1		51.8	46.2
19/09/2024	7:17	50.9		54.2	46.6
19/09/2024	7:22	50.9		54.2	46.6
19/09/2024	7:27	51.9		56.0	46.8
19/09/2024	7:32	52.7	54.7	57.6	46.9
19/09/2024	7:37	51.9		53.8	47.2
19/09/2024	7:42	50.2		50.8	47.0
19/09/2024	7:47	52.8		57.6	48.0
19/09/2024	7:52	51.8		56.1	47.8
19/09/2024	7:57	60.0		64.3	46.7
19/09/2024	8:02	56.8	61.1	61.1	47.0
19/09/2024	8:07	62.9		67.5	47.3
19/09/2024	8:12	60.1		62.6	46.6
19/09/2024	8:17	61.7		63.8	46.9
19/09/2024	8:22	62.2		67.5	48.2
19/09/2024	8:27	60.8		64.4	47.0
19/09/2024	8:32	61.5	63.0	63.8	47.4
19/09/2024	8:37	66.8		70.7	51.6
19/09/2024	8:42	60.9		62.9	48.0
19/09/2024	8:47	65.2		69.9	48.7
19/09/2024	8:52	60.2		64.7	47.5
19/09/2024	8:57	54.8		58.7	47.3
19/09/2024	9:02	60.1	62.1	64.5	47.4
19/09/2024	9:07	65.2		66.6	46.6
19/09/2024	9:12	63.0		64.5	47.0
19/09/2024	9:17	60.6		62.0	46.2
19/09/2024	9:22	59.5		60.0	47.2
19/09/2024	9:27	61.4		63.3	47.9
19/09/2024	9:32	52.1	60.3	56.6	47.8
19/09/2024	9:37	64.1		64.6	47.0
19/09/2024	9:42	64.3		67.4	47.1
19/09/2024	9:47	51.2		52.6	47.5
19/09/2024	9:52	56.6		60.8	48.3
19/09/2024	9:57	55.8		59.8	49.5
19/09/2024	10:02	51.4	58.5	54.5	46.7
19/09/2024	10:07	60.6		60.9	47.5
19/09/2024	10:12	61.2		61.7	47.4
19/09/2024	10:17	52.5		55.8	46.5
19/09/2024	10:22	61.4		61.8	47.0
19/09/2024	10:27	50.5		53.5	46.5
19/09/2024	10:32	50.5	50.8	52.4	46.6
19/09/2024	10:37	52.4		56.1	47.7
19/09/2024	10:42	49.7		50.3	47.0
19/09/2024	10:47	50.3		52.3	47.0
19/09/2024	10:52	50.0		51.0	47.3
19/09/2024	10:57	51.4		53.8	47.2
19/09/2024	11:02	50.6	57.1	52.3	47.7
19/09/2024	11:07	60.5		60.7	47.6
19/09/2024	11:12	59.9		62.5	47.6
19/09/2024	11:17	55.5		60.3	47.2
19/09/2024	11:22	56.0		56.4	47.4
19/09/2024	11:27	50.4		52.1	46.8
19/09/2024	11:32	49.3	59.9	49.6	47.3
19/09/2024	11:37	51.6		53.9	46.9
19/09/2024	11:42	59.2		65.4	46.2
19/09/2024	11:47	63.8		67.4	48.1
19/09/2024	11:52	58.3		59.4	48.5
19/09/2024	11:57	62.5		66.2	46.7
19/09/2024	12:02	63.9	63.1	67.8	47.9
19/09/2024	12:07	64.9		69.9	48.0
19/09/2024	12:12	61.0		64.6	48.2
19/09/2024	12:17	61.9		65.1	49.4
19/09/2024	12:22	63.8		68.5	48.4
19/09/2024	12:27	62.1		65.9	48.0
19/09/2024	12:32	57.2		57.3	47.4
19/09/2024	12:37	66.2		71.1	46.9
19/09/2024	12:49	64.5	61.8	67.9	46.3
19/09/2024	12:54	63.6		68.7	48.1
19/09/2024	12:59	50.3		52.1	46.7
19/09/2024	13:04	64.8		67.8	47.4
19/09/2024	13:09	47.8		49.0	46.6
19/09/2024	13:14	58.6		62.8	47.9
19/09/2024	13:19	61.6	60.9	64.2	48.4
19/09/2024	13:24	62.6		64.6	48.1
19/09/2024	13:29	58.4		63.2	48.3
19/09/2024	13:34	59.9		61.9	47.7
19/09/2024	13:39	63.6		69.7	48.5
19/09/2024	13:44	51.0		53.3	46.7
19/09/2024	13:49	63.5	58.8	68.2	46.4
19/09/2024	13:54	59.4		60.7	47.3
19/09/2024	13:59	60.4		63.6	46.2
19/09/2024	14:04	50.7		53.7	47.4
19/09/2024	14:09	50.6		52.9	47.2
19/09/2024	14:14	50.4		52.0	46.9
19/09/2024	14:19	48.3	50.1	49.9	46.7
19/09/2024	14:24	50.5		51.0	47.5
19/09/2024	14:29	50.4		51.9	47.1
19/09/2024	14:34	48.5		49.1	46.8
19/09/2024	14:39	50.9		52.1	47.4
19/09/2024	14:44	51.3		53.3	47.7
19/09/2024	14:49	50.4	57.8	51.9	47.5
19/09/2024	14:54	63.2		64.3	48.9
19/09/2024	14:59	54.7		58.6	48.1
19/09/2024	15:04	59.7		61.7	47.6
19/09/2024	15:09	48.9		49.9	47.2
19/09/2024	15:14	49.9		51.3	46.5
19/09/2024	15:19	50.7	51.0	52.1	47.3
19/09/2024	15:24	50.4		52.2	47.2
19/09/2024	15:29	48.2		49.1	47.2
19/09/2024	15:34	52.3		56.4	47.2
19/09/2024	15:39	52.6		56.9	46.9
19/09/2024	15:44	50.1		50.4	47.0
19/09/2024	15:49	50.4	53.3	51.5	47.5
19/09/2024	15:54	53.4		58.3	46.9
19/09/2024	15:59	52.6		56.6	47.2
19/09/2024	16:04	51.6		55.2	47.4
19/09/2024	16:09	51.7		54.4	48.4
19/09/2024	16:14	56.8		58.5	47.8
19/09/2024	16:19	48.6	51.2	49.4	47.0
19/09/2024	16:24	50.7		51.1	47.4
19/09/2024	16:29	50.4		51.8	47.5
19/09/2024	16:34	49.2		49.9	47.3
19/09/2024	16:39	49.8		50.2	46.9
19/09/2024	16:44	55.0		58.5	47.8
19/09/2024	16:49	50.0	51.7	51.7	46.1
19/09/2024	16:54	51.3		53.7	47.8
19/09/2024	16:59	52.7		56.2	48.3
19/09/2024	17:04	51.8		54.9	48.0
19/09/2024	17:09	50.8		52.6	47.7
19/09/2024	17:14	53.0		57.1	47.6
19/09/2024	17:19	51.8	51.3	56.4	47.2
19/09/2024	17:24	50.8		53.1	47.1
19/09/2024	17:29	51.2		54.0	47.3
19/09/2024	17:34	51.9		54.3	47.8
19/09/2024	17:39	51.6		54.6	47.3
19/09/2024	17:44	50.2		52.1	46.5
19/09/2024	17:49	52.2	51.7	55.8	47.9
19/09/2024	17:54	51.1		53.5	46.8
19/09/2024	17:59	51.5		54.3	47.1
19/09/2024	18:04	51.2		54.6	46.4
19/09/2024	18:09	50.9		53.6	46.6
19/09/2024	18:14	52.9		58.1	45.7
19/09/2024	18:19	55.8	53.1	60.0	46.8
19/09/2024	18:24	51.2		53.0	45.8
19/09/2024	18:29	52.1		57.0	45.9
19/09/2024	18:34	55.0		58.6	46.6
19/09/2024	18:39	50.6		53.9	46.4
19/09/2024	18:44	50.8		53.9	45.7
19/09/2024	18:49	50.6		53.6	46.0
19/09/2024	18:54	49.1		49.6	45.2
19/09/2024	18:59	52.0		56.2	47.7
		Mean	56.3		
		Maximum	63.1		
		Minimum	50.1		

Date	Start Time	Leq (5mins)	Leq (30mins)	L10 (5mins)	L90 (5mins)
20/09/2024	7:04	47.8	51.6	48.6	46.7
20/09/2024	7:09	49.2		50.6	47.3
20/09/2024	7:14	52.7		55.7	48.2
20/09/2024	7:19	54.2		58.3	48.4
20/09/2024	7:24	51.1		53.1	47.7
20/09/2024	7:29	51.7		53.7	48.6
20/09/2024	7:34	56.9	53.9	57.5	47.6
20/09/2024	7:39	50.2		51.8	47.9
20/09/2024	7:44	56.4		58.0	51.6
20/09/2024	7:49	52.1		54.0	48.8
20/09/2024	7:54	51.0		53.8	48.2
20/09/2024	7:59	51.6		54.8	47.8
20/09/2024	8:04	57.8	59.3	59.4	48.5
20/09/2024	8:09	65.2		68.5	55.6
20/09/2024	8:14	54.1		56.3	50.6
20/09/2024	8:19	55.3		56.3	50.8
20/09/2024	8:24	53.5		55.4	50.3
20/09/2024	8:29	55.9		57.7	52.8
20/09/2024	8:34	58.2	56.9	61.0	54.1
20/09/2024	8:39	57.6		59.2	54.3
20/09/2024	8:44	55.9		56.6	52.1
20/09/2024	8:49	57.0		57.9	53.9
20/09/2024	8:54	56.8		58.9	53.4
20/09/2024	8:59	55.4		57.5	53.3
20/09/2024	9:04	57.9	60.3	58.7	54.3
20/09/2024	9:09	56.6		58.6	54.1
20/09/2024	9:14	56.5		58.3	53.7
20/09/2024	9:19	59.3		59.7	54.1
20/09/2024	9:24	58.9		59.2	54.5
20/09/2024	9:29	65.1		69.2	56.3
20/09/2024	9:34	65.9	61.1	70.4	54.6
20/09/2024	9:39	55.6		57.3	53.5
20/09/2024	9:44	58.5		61.7	53.6
20/09/2024	9:49	57.9		59.7	55.7
20/09/2024	9:54	60.8		63.6	57.8
20/09/2024	9:59	59.8		61.0	57.7
20/09/2024	10:04	59.4	61.8	61.3	57.1
20/09/2024	10:09	61.0		62.4	56.8
20/09/2024	10:14	63.3		64.6	55.8
20/09/2024	10:19	61.2		62.1	55.2
20/09/2024	10:24	62.3		65.7	56.4
20/09/2024	10:29	62.7		68.2	55.7
20/09/2024	10:34	58.1	57.7	60.6	55.1
20/09/2024	10:39	58.8		59.8	55.3
20/09/2024	10:44	58.1		59.1	55.2
20/09/2024	10:49	57.1		58.4	55.0
20/09/2024	10:54	56.0		57.1	55.0
20/09/2024	10:59	57.8		59.7	55.4
20/09/2024	11:04	60.8	58.5	63.8	55.8
20/09/2024	11:09	60.4		61.0	53.8
20/09/2024	11:14	57.7		60.4	54.0
20/09/2024	11:19	56.9		57.9	54.3
20/09/2024	11:24	56.5		57.9	53.4
20/09/2024	11:29	55.8		61.8	52.9
20/09/2024	11:34	54.9	55.9	56.3	53.6
20/09/2024	11:39	54.5		55.5	53.4
20/09/2024	11:44	57.1		59.0	53.3
20/09/2024	11:49	54.8		55.6	53.9
20/09/2024	11:54	56.2		56.9	54.0
20/09/2024	11:59	56.9		57.9	53.8
20/09/2024	12:04	57.6	58.2	58.6	53.7
20/09/2024	12:09	58.6		60.7	54.3
20/09/2024	12:14	59.4		61.9	56.0
20/09/2024	12:19	57.1		59.5	54.6
20/09/2024	12:24	57.6		59.2	55.3
20/09/2024	12:29	58.5		60.2	56.2
20/09/2024	12:34	57.5	59.7	59.1	55.4
20/09/2024	12:39	59.7		61.4	57.2
20/09/2024	12:44	58.3		58.9	55.8
20/09/2024	12:49	59.7		61.8	55.6
20/09/2024	12:54	62.6		64.0	55.1
20/09/2024	12:59	58.3		60.3	54.9
20/09/2024	13:04	59.2	60.5	60.7	56.4
20/09/2024	13:09	57.3		58.5	55.8
20/09/2024	13:14	61.7		63.4	56.8
20/09/2024	13:19	61.5		61.8	56.8
20/09/2024	13:24	62.5		63.4	56.2
20/09/2024	13:29	58.8		61.0	56.4
20/09/2024	13:34	60.6	60.9	62.0	57.6
20/09/2024	13:39	61.1		61.2	56.7
20/09/2024	13:44	62.4		62.5	55.3
20/09/2024	13:49	57.8		59.6	55.4
20/09/2024	13:54	59.1		60.8	55.9
20/09/2024	13:59	62.7		64.3	56.6
20/09/2024	14:04	61.5	61.8	63.0	57.4
20/09/2024	14:09	63.3		63.6	57.1
20/09/2024	14:14	63.9		65.3	57.6
20/09/2024	14:19	60.1		61.9	58.0
20/09/2024	14:24	59.7		61.6	57.6
20/09/2024	14:29	60.1		62.1	56.7
20/09/2024	14:34	60.7	60.6	61.2	56.4
20/09/2024	14:39	60.6		61.8	57.6
20/09/2024	14:44	60.7		62.7	58.0
20/09/2024	14:49	59.5		60.1	57.3
20/09/2024	14:54	62.3		66.1	58.2
20/09/2024	14:59	59.3		60.3	57.0
20/09/2024	15:04	59.7	59.5	60.6	56.8
20/09/2024	15:09	60.3		61.4	56.5
20/09/2024	15:14	58.1		59.4	56.5
20/09/2024	15:19	61.5		64.7	57.1
20/09/2024	15:24	58.4		59.4	56.9
20/09/2024	15:29	58.1		59.0	56.9
20/09/2024	15:34	58.9	57.3	60.0	56.9
20/09/2024	15:39	58.2		59.3	56.4
20/09/2024	15:44	58.0		59.3	56.6
20/09/2024	15:49	57.2		59.2	53.2
20/09/2024	15:54	55.5		57.9	52.7
20/09/2024	15:59	54.4		55.6	51.9
20/09/2024	16:04	53.6	56.7	55.3	50.7
20/09/2024	16:09	57.4		59.5	54.7
20/09/2024	16:14	56.7		59.1	53.5
20/09/2024	16:19	57.2		58.7	54.8
20/09/2024	16:24	56.9		58.5	54.4
20/09/2024	16:29	57.6		59.8	54.6
20/09/2024	16:34	56.4	54.4	58.0	53.8
20/09/2024	16:39	55.2		57.1	51.5
20/09/2024	16:44	52.6		54.3	51.1
20/09/2024	16:49	54.2		56.7	49.5
20/09/2024	16:54	54.1		56.4	51.1
20/09/2024	16:59	52.5		54.1	50.4
20/09/2024	17:04	54.4	56.4	56.1	50.4
20/09/2024	17:09	55.2		57.7	50.9
20/09/2024	17:14	56.7		58.4	51.4
20/09/2024	17:19	56.8		58.6	52.0
20/09/2024	17:24	57.3		59.3	52.4
20/09/2024	17:29	57.0		59.4	52.7
20/09/2024	17:34	56.3	55.6	58.8	51.7
20/09/2024	17:39	56.5		60.1	52.0
20/09/2024	17:44	56.6		59.2	51.2
20/09/2024	17:49	54.8		57.0	51.3
20/09/2024	17:54	54.6		56.7	50.7
20/09/2024	17:59	54.5		56.4	50.3
20/09/2024	18:04	54.3	55.4	56.5	50.7
20/09/2024	18:09	54.7		57.1	51.6
20/09/2024	18:14	54.2		56.5	50.4
20/09/2024	18:19	54.2		56.5	51.1
20/09/2024	18:24	52.9		55.0	49.2
20/09/2024	18:29	58.9		59.3	50.7
20/09/2024	18:34	55.0	52.2	56.6	50.0
20/09/2024	18:39	51.7		53.6	49.0
20/09/2024	18:44	49.8		51.3	48.2
20/09/2024	18:49	52.5		52.9	48.8
20/09/2024	18:54	52.3		54.5	49.1
20/09/2024	18:59	49.5		50.7	48.3
		Mean	57.8		
		Maximum	61.8		
		Minimum	51.6		

Station: CM28

Date	Start Time	Leq (5mins)	Leq (30mins)	L10 (5mins)	L90 (5mins)
21/09/2024	7:04	54.5	51.0	58.3	46.6
21/09/2024	7:09	50.8		52.7	49.2
21/09/2024	7:14	49.7		50.6	48.0
21/09/2024	7:19	50.5		51.7	49.0
21/09/2024	7:24	48.8		49.6	48.0
21/09/2024	7:29	48.3		48.9	47.6
21/09/2024	7:34	49.0	54.3	49.9	48.2
21/09/2024	7:39	52.3		53.0	48.4
21/09/2024	7:44	49.3		50.4	48.0
21/09/2024	7:49	59.2		59.9	57.8
21/09/2024	7:54	55.5		60.2	48.4
21/09/2024	7:59	49.4		50.1	48.4
21/09/2024	8:04	47.2	51.9	48.7	45.6
21/09/2024	8:09	47.7		48.5	46.0
21/09/2024	8:14	49.3		51.6	46.7
21/09/2024	8:19	55.5		57.4	47.1
21/09/2024	8:24	52.3		54.8	46.7
21/09/2024	8:29	53.2		54.7	50.7
21/09/2024	8:34	54.8	56.9	59.0	50.0
21/09/2024	8:39	60.2		61.2	59.3
21/09/2024	8:44	55.3		57.5	52.0
21/09/2024	8:49	55.2		56.2	51.1
21/09/2024	8:54	56.8		59.0	53.2
21/09/2024	8:59	56.3		58.3	53.5
21/09/2024	9:04	56.5	59.0	58.0	54.2
21/09/2024	9:09	57.2		59.0	54.6
21/09/2024	9:14	57.7		59.4	55.5
21/09/2024	9:19	59.7		61.6	55.8
21/09/2024	9:24	61.7		63.0	57.3
21/09/2024	9:29	58.7		59.3	55.6
21/09/2024	9:34	59.5	59.4	60.8	57.3
21/09/2024	9:39	58.2		60.0	56.0
21/09/2024	9:44	59.1		60.8	56.7
21/09/2024	9:49	58.8		60.4	56.8
21/09/2024	9:54	58.3		59.7	55.9
21/09/2024	9:59	61.7		62.7	60.6
21/09/2024	10:04	59.0	59.2	61.7	55.9
21/09/2024	10:09	58.1		59.8	55.8
21/09/2024	10:14	59.7		61.7	57.1
21/09/2024	10:19	61.3		63.0	57.5
21/09/2024	10:24	58.4		59.6	55.6
21/09/2024	10:29	57.4		59.0	55.3
21/09/2024	10:34	60.2	60.0	62.0	55.2
21/09/2024	10:39	62.3		64.5	56.6
21/09/2024	10:44	56.8		58.2	55.2
21/09/2024	10:49	58.9		61.0	56.8
21/09/2024	10:54	59.4		60.5	56.2
21/09/2024	10:59	60.6		64.2	56.1
21/09/2024	11:04	61.2	59.6	62.3	55.5
21/09/2024	11:09	59.8		61.5	54.0
21/09/2024	11:14	61.0		63.4	53.2
21/09/2024	11:19	56.8		57.6	53.0
21/09/2024	11:24	59.7		62.6	53.4
21/09/2024	11:29	56.8		60.6	52.1
21/09/2024	11:34	60.9	63.5	62.4	53.1
21/09/2024	11:39	62.0		63.0	59.3
21/09/2024	11:44	66.9		68.2	54.6
21/09/2024	11:49	58.2		61.5	53.0
21/09/2024	11:54	62.4		62.6	52.5
21/09/2024	11:59	65.3		69.6	52.2
21/09/2024	12:04	62.9	61.1	67.7	51.4
21/09/2024	12:09	62.0		65.7	52.8
21/09/2024	12:14	62.6		65.1	59.5
21/09/2024	12:19	60.1		63.7	53.3
21/09/2024	12:24	57.2		59.3	52.5
21/09/2024	12:29	58.7		59.4	52.3
21/09/2024	12:34	58.7	74.6	61.2	54.6
21/09/2024	12:39	69.5		72.6	54.7
21/09/2024	12:44	77.3		82.3	57.6
21/09/2024	12:49	80.3		85.3	60.8
21/09/2024	12:54	62.5		66.1	56.1
21/09/2024	12:59	63.0		64.5	54.8
21/09/2024	13:04	62.7	63.4	63.3	54.4
21/09/2024	13:09	61.8		63.7	53.7
21/09/2024	13:14	64.0		65.1	54.9
21/09/2024	13:19	62.3		65.0	54.9
21/09/2024	13:24	65.9		68.1	60.6
21/09/2024	13:29	62.2		65.6	54.7
21/09/2024	13:34	64.1	63.0	66.1	55.0
21/09/2024	13:39	62.7		63.2	54.8
21/09/2024	13:44	60.6		63.1	56.1
21/09/2024	13:49	65.1		67.4	55.2
21/09/2024	13:54	62.1		63.2	55.4
21/09/2024	13:59	61.5		62.6	57.1
21/09/2024	14:04	59.6	61.7	60.1	55.6
21/09/2024	14:09	62.2		63.8	56.6
21/09/2024	14:14	59.2		61.4	55.4
21/09/2024	14:19	65.6		66.7	54.9
21/09/2024	14:24	60.0		61.1	55.6
21/09/2024	14:29	59.2		61.5	54.6
21/09/2024	14:34	59.1	59.2	63.0	54.1
21/09/2024	14:39	59.1		60.9	54.5
21/09/2024	14:44	59.5		62.3	55.4
21/09/2024	14:49	57.7		59.5	54.6
21/09/2024	14:54	58.0		60.9	54.2
21/09/2024	14:59	61.0		61.7	57.6
21/09/2024	15:04	56.2	57.6	56.5	53.6
21/09/2024	15:09	55.5		56.9	54.2
21/09/2024	15:14	54.8		56.2	53.3
21/09/2024	15:19	56.7		58.4	54.6
21/09/2024	15:24	58.6		60.5	54.9
21/09/2024	15:29	60.8		62.4	55.9
21/09/2024	15:34	56.9	57.2	59.0	54.7
21/09/2024	15:39	56.8		58.1	55.1
21/09/2024	15:44	56.8		58.2	55.2
21/09/2024	15:49	56.5		57.9	55.2
21/09/2024	15:54	55.8		57.2	54.3
21/09/2024	15:59	59.5		60.9	55.0
21/09/2024	16:04	59.1	55.6	61.0	54.0
21/09/2024	16:09	54.9		57.2	52.2
21/09/2024	16:14	54.2		56.8	51.2
21/09/2024	16:19	53.4		55.8	51.1
21/09/2024	16:24	54.8		56.7	52.3
21/09/2024	16:29	54.7		55.7	52.9
21/09/2024	16:34	58.6	55.9	60.1	53.4
21/09/2024	16:39	58.3		60.8	52.0
21/09/2024	16:44	53.2		54.7	51.2
21/09/2024	16:49	53.9		55.8	51.8
21/09/2024	16:54	52.8		54.2	51.6
21/09/2024	16:59	54.6		55.9	52.9
21/09/2024	17:04	53.9	56.4	56.2	51.9
21/09/2024	17:09	54.6		55.9	52.1
21/09/2024	17:14	60.2		60.7	59.6
21/09/2024	17:19	58.0		61.2	53.7
21/09/2024	17:24	54.2		56.3	51.0
21/09/2024	17:29	52.3		54.8	50.1
21/09/2024	17:34	52.1	54.1	54.1	50.4
21/09/2024	17:39	51.2		52.8	49.8
21/09/2024	17:44	49.3		51.1	46.5
21/09/2024	17:49	49.8		51.6	47.3
21/09/2024	17:54	56.7		59.0	46.2
21/09/2024	17:59	57.7		60.0	47.9
21/09/2024	18:04	47.4	49.8	48.2	46.5
21/09/2024	18:09	47.4		48.4	46.6
21/09/2024	18:14	47.8		48.6	46.9
21/09/2024	18:19	54.7		58.9	47.6
21/09/2024	18:24	47.7		49.1	46.0
21/09/2024	18:29	47.0		48.3	45.7
21/09/2024	18:34	52.4	53.2	57.5	46.5
21/09/2024	18:39	59.0		59.5	58.4
21/09/2024	18:44	51.2		51.3	46.3
21/09/2024	18:49	47.3		48.7	46.0
21/09/2024	18:54	47.7		49.0	46.7
21/09/2024	18:59	47.0		47.6	45.9
		Mean	58.2		
		Maximum	74.6		
		Minimum	49.8		

Date	Start Time	Leq (5mins)	Leq (30mins)	L10 (5mins)	L90 (5mins)
22/09/2024	7:04	43.2	43.0	44.3	41.8
22/09/2024	7:09	43.4		44.3	41.6
22/09/2024	7:14	43.9		45.5	41.3
22/09/2024	7:19	43.4		45.0	40.4
22/09/2024	7:24	41.2		42.6	39.9
22/09/2024	7:29	42.4		44.0	40.1
22/09/2024	7:34	41.5	41.6	42.9	40.1
22/09/2024	7:39	41.5		42.7	40.5
22/09/2024	7:44	41.7		42.8	40.4
22/09/2024	7:49	41.7		42.7	40.5
22/09/2024	7:54	41.8		42.8	40.6
22/09/2024	7:59	41.4		42.6	40.0
22/09/2024	8:04	41.4	41.9	42.3	40.4
22/09/2024	8:09	41.9		42.9	40.8
22/09/2024	8:14	41.6		42.5	40.6
22/09/2024	8:19	42.0		43.1	40.6
22/09/2024	8:24	42.6		44.0	41.3
22/09/2024	8:29	41.5		42.5	40.5
22/09/2024	8:34	43.1	42.1	45.3	40.3
22/09/2024	8:39	41.5		42.7	40.0
22/09/2024	8:44	41.6		42.9	40.2
22/09/2024	8:49	41.8		43.5	40.1
22/09/2024	8:54	42.4		43.7	41.0
22/09/2024	8:59	41.8		42.8	40.5
22/09/2024	9:04	43.6	42.7	44.8	41.4
22/09/2024	9:09	43.1		44.5	41.6
22/09/2024	9:14	43.2		44.6	41.6
22/09/2024	9:19	42.3		43.5	40.9
22/09/2024	9:24	41.7		42.6	40.8
22/09/2024	9:29	42.3		43.2	41.2
22/09/2024	9:34	42.6	42.9	43.7	41.3
22/09/2024	9:39	43.1		44.7	41.3
22/09/2024	9:44	43.1		44.5	41.4
22/09/2024	9:49	42.9		44.3	41.3
22/09/2024	9:54	43.0		44.4	41.5
22/09/2024	9:59	42.5		44.1	40.9
22/09/2024	10:04	45.2	43.8	47.4	42.3
22/09/2024	10:09	43.9		45.4	42.4
22/09/2024	10:14	44.2		45.7	42.4
22/09/2024	10:19	43.6		45.2	41.7
22/09/2024	10:24	42.7		44.1	41.4
22/09/2024	10:29	43.0		44.4	41.5
22/09/2024	10:34	43.8	43.4	45.2	42.1
22/09/2024	10:39	43.6		45.1	42.0
22/09/2024	10:44	43.0		44.5	41.8
22/09/2024	10:49	42.5		43.8	41.4
22/09/2024	10:54	43.0		44.5	41.5
22/09/2024	10:59	44.1		45.7	42.0
22/09/2024	11:04	43.1	44.0	44.6	41.6
22/09/2024	11:09	42.8		44.2	41.3
22/09/2024	11:14	43.8		45.5	41.9
22/09/2024	11:19	43.5		44.7	42.1
22/09/2024	11:24	44.4		46.5	42.3
22/09/2024	11:29	45.8		47.2	42.3
22/09/2024	11:34	52.4	48.9	56.3	43.3
22/09/2024	11:39	43.8		45.6	41.4
22/09/2024	11:44	43.5		46.0	40.9
22/09/2024	11:49	44.1		46.0	41.4
22/09/2024	11:54	50.4		57.1	42.8
22/09/2024	11:59	50.4		54.3	43.3
22/09/2024	12:04	46.2	44.8	48.1	42.5
22/09/2024	12:09	43.8		45.5	41.1
22/09/2024	12:14	43.4		44.4	41.2
22/09/2024	12:19	43.6		45.3	41.7
22/09/2024	12:24	45.1		45.6	42.4
22/09/2024	12:29	45.7		47.9	43.4
22/09/2024	12:34	47.5	47.8	49.3	44.7
22/09/2024	12:39	46.8		48.5	44.5
22/09/2024	12:44	49.6		56.1	44.8
22/09/2024	12:49	48.2		50.5	43.8
22/09/2024	12:54	47.9		50.9	43.4
22/09/2024	12:59	46.3		47.3	44.9
22/09/2024	13:04	49.6	51.9	50.8	45.8
22/09/2024	13:09	49.5		51.3	46.2
22/09/2024	13:14	50.5		51.0	46.8
22/09/2024	13:19	50.8		53.0	47.5
22/09/2024	13:24	52.3		54.7	48.8
22/09/2024	13:29	55.3		59.1	48.9
22/09/2024	13:34	54.7	58.0	57.6	48.2
22/09/2024	13:39	57.1		60.5	52.5
22/09/2024	13:44	57.5		60.1	52.9
22/09/2024	13:49	58.7		61.2	55.6
22/09/2024	13:54	59.3		61.2	56.0
22/09/2024	13:59	59.1		61.1	56.8
22/09/2024	14:04	59.7	61.6	61.4	57.5
22/09/2024	14:09	60.1		61.5	58.2
22/09/2024	14:14	60.4		62.0	58.2
22/09/2024	14:19	61.2		63.1	59.2
22/09/2024	14:24	64.0		65.8	60.2
22/09/2024	14:29	62.3		64.1	59.5
22/09/2024	14:34	62.9	61.6	65.2	60.5
22/09/2024	14:39	62.0		64.2	59.7
22/09/2024	14:44	60.9		62.4	59.3
22/09/2024	14:49	62.2		63.7	60.4
22/09/2024	14:54	60.9		62.2	59.3
22/09/2024	14:59	60.2		61.6	58.7
22/09/2024	15:04	60.8	61.1	61.9	59.2
22/09/2024	15:09	61.2		62.8	59.1
22/09/2024	15:14	61.0		62.5	59.0
22/09/2024	15:19	61.6		63.8	59.3
22/09/2024	15:24	61.2		62.9	59.1
22/09/2024	15:29	60.8		62.3	59.0
22/09/2024	15:34	61.3	60.9	62.7	59.8
22/09/2024	15:39	61.5		63.1	59.3
22/09/2024	15:44	61.1		62.5	59.4
22/09/2024	15:49	60.7		62.3	58.9
22/09/2024	15:54	60.8		62.5	58.7
22/09/2024	15:59	59.6		61.0	58.0
22/09/2024	16:04	60.0	61.0	61.5	58.0
22/09/2024	16:09	60.8		62.4	58.7
22/09/2024	16:14	60.7		62.5	58.6
22/09/2024	16:19	60.4		62.2	58.4
22/09/2024	16:24	61.7		63.6	59.5
22/09/2024	16:29	62.2		63.8	60.4
22/09/2024	16:34	60.2	62.7	62.8	57.7
22/09/2024	16:39	52.0		52.8	50.9
22/09/2024	16:44	52.0		53.2	50.6
22/09/2024	16:49	52.6		53.9	51.2
22/09/2024	16:54	61.0		63.6	51.9
22/09/2024	16:59	69.2		74.2	51.4
22/09/2024	17:04	53.4	52.1	58.5	51.4
22/09/2024	17:09	51.5		52.3	50.5
22/09/2024	17:14	52.2		53.4	50.9
22/09/2024	17:19	52.3		53.6	50.8
22/09/2024	17:24	51.4		52.1	50.7
22/09/2024	17:29	51.2		51.9	50.2
22/09/2024	17:34	51.2	52.3	51.9	50.3
22/09/2024	17:39	51.3		52.3	50.2
22/09/2024	17:44	52.5		54.5	50.3
22/09/2024	17:49	52.3		53.5	50.8
22/09/2024	17:54	53.4		55.1	50.9
22/09/2024	17:59	52.8		54.5	49.9
22/09/2024	18:04	51.6	51.4	52.9	49.5
22/09/2024	18:09	51.5		52.0	49.7
22/09/2024	18:14	51.8		53.6	49.9
22/09/2024	18:19	51.5		53.7	49.6
22/09/2024	18:24	50.9		52.4	49.2
22/09/2024	18:29	50.8		51.9	49.1
22/09/2024	18:34	50.0	50.4	50.8	49.2
22/09/2024	18:39	50.9		51.7	50.1
22/09/2024	18:44	50.7		51.4	49.6
22/09/2024	18:49	50.3		51.2	49.3
22/09/2024	18:54	50.2		51.3	48.9
22/09/2024	18:59	50.2		51.2	49.1
		Mean	50.5		
		Maximum	62.7		
		Minimum	41.6		

Date	Start Time	Leq (5mins)	Leq (30mins)	L10 (5mins)	L90 (5mins)
23/09/2024	7:04	56.4	57.9	59.1	53.4
23/09/2024	7:09	57.2		60.7	52.5
23/09/2024	7:14	58.3		60.6	53.8
23/09/2024	7:19	58.7		61.3	53.7
23/09/2024	7:24	58.7		61.3	53.9
23/09/2024	7:29	57.5		60.3	53.4
23/09/2024	7:34	58.4	57.0	61.1	53.7
23/09/2024	7:39	57.9		60.7	53.8
23/09/2024	7:44	56.7		59.7	52.7
23/09/2024	7:49	57.5		60.5	53.4
23/09/2024	7:54	55.5		58.6	53.0
23/09/2024	7:59	54.9		55.5	53.3
23/09/2024	8:04	57.3	58.2	60.3	54.2
23/09/2024	8:09	55.3		56.5	53.7
23/09/2024	8:14	56.6		58.0	55.1
23/09/2024	8:19	58.2		59.6	56.6
23/09/2024	8:24	59.2		60.5	57.2
23/09/2024	8:29	60.6		62.6	58.5
23/09/2024	8:34	59.9	59.9	61.0	58.3
23/09/2024	8:39	61.7		63.9	58.2
23/09/2024	8:44	59.7		60.8	58.6
23/09/2024	8:49	60.1		61.5	58.1
23/09/2024	8:54	58.7		59.4	57.5
23/09/2024	8:59	58.8		60.0	57.4
23/09/2024	9:04	58.8	60.6	60.5	57.1
23/09/2024	9:09	60.5		61.7	58.5
23/09/2024	9:14	59.0		59.9	57.7
23/09/2024	9:19	61.2		63.4	58.7
23/09/2024	9:24	61.6		64.9	58.2
23/09/2024	9:29	61.5		65.7	56.9
23/09/2024	9:34	59.0	62.0	60.4	56.9
23/09/2024	9:39	62.5		66.0	57.6
23/09/2024	9:44	60.9		63.8	57.4
23/09/2024	9:49	64.8		67.0	60.6
23/09/2024	9:54	61.9		65.6	56.5
23/09/2024	9:59	60.5		64.1	56.5
23/09/2024	10:04	62.9	66.1	66.0	58.2
23/09/2024	10:09	63.2		67.4	57.8
23/09/2024	10:14	64.9		68.8	57.3
23/09/2024	10:19	67.4		70.3	61.8
23/09/2024	10:24	67.9		70.8	61.6
23/09/2024	10:29	67.7		70.7	62.2
23/09/2024	10:34	67.4	62.8	70.2	61.6
23/09/2024	10:39	65.8		69.9	56.3
23/09/2024	10:44	56.8		58.1	55.2
23/09/2024	10:49	58.4		60.0	55.5
23/09/2024	10:54	56.0		57.6	54.2
23/09/2024	10:59	57.7		59.0	55.6
23/09/2024	11:04	57.5	61.5	59.1	55.3
23/09/2024	11:09	56.9		58.5	55.0
23/09/2024	11:14	58.0		59.6	55.1
23/09/2024	11:19	58.5		60.1	56.5
23/09/2024	11:24	63.3		67.4	57.2
23/09/2024	11:29	65.9		70.2	56.6
23/09/2024	11:34	57.8	65.8	59.5	55.6
23/09/2024	11:39	59.5		60.7	55.5
23/09/2024	11:44	67.5		69.9	62.3
23/09/2024	11:49	67.4		70.4	59.5
23/09/2024	11:54	66.3		69.7	57.9
23/09/2024	11:59	67.7		70.8	62.4
23/09/2024	12:04	66.4	65.2	69.5	58.7
23/09/2024	12:09	65.0		67.8	60.2
23/09/2024	12:14	66.6		69.7	60.5
23/09/2024	12:19	66.3		69.5	60.4
23/09/2024	12:24	64.0		68.5	53.7
23/09/2024	12:29	60.5		65.9	52.3
23/09/2024	12:34	65.1	66.0	68.0	60.2
23/09/2024	12:39	63.4		66.6	55.5
23/09/2024	12:44	65.0		68.3	58.7
23/09/2024	12:49	66.1		69.3	59.3
23/09/2024	12:54	67.9		71.1	60.8
23/09/2024	12:59	67.2		70.0	60.8
23/09/2024	13:04	67.6	65.3	70.5	61.4
23/09/2024	13:09	68.1		70.5	60.4
23/09/2024	13:14	65.2		69.1	56.0
23/09/2024	13:19	64.9		67.7	58.3
23/09/2024	13:24	61.9		66.4	51.8
23/09/2024	13:29	51.4		52.6	49.4
23/09/2024	13:34	52.1	51.7	53.5	50.6
23/09/2024	13:39	51.4		52.6	50.0
23/09/2024	13:44	49.7		51.1	48.4
23/09/2024	13:49	52.3		54.4	48.5
23/09/2024	13:54	53.2		54.5	50.6
23/09/2024	13:59	50.9		53.0	48.5
23/09/2024	14:04	51.4	50.8	52.7	50.2
23/09/2024	14:09	48.8		50.5	47.0
23/09/2024	14:14	50.1		52.2	47.6
23/09/2024	14:19	50.5		52.2	49.0
23/09/2024	14:24	51.8		54.0	49.1
23/09/2024	14:29	51.4		53.8	49.1
23/09/2024	14:34	51.1	50.6	52.7	47.9
23/09/2024	14:39	49.9		52.1	46.9
23/09/2024	14:44	50.2		51.8	48.3
23/09/2024	14:49	51.0		51.5	48.5
23/09/2024	14:54	50.6		53.0	48.1
23/09/2024	14:59	50.9		54.2	47.3
23/09/2024	15:04	49.4	55.1	51.5	47.0
23/09/2024	15:09	58.0		58.7	46.8
23/09/2024	15:14	56.1		58.2	53.5
23/09/2024	15:19	57.0		59.5	53.3
23/09/2024	15:24	54.0		56.8	45.4
23/09/2024	15:29	49.1		51.3	46.6
23/09/2024	15:34	49.8	48.8	51.9	46.9
23/09/2024	15:39	49.3		51.3	47.0
23/09/2024	15:44	48.9		51.0	46.5
23/09/2024	15:49	47.1		48.2	44.5
23/09/2024	15:54	49.0		50.6	47.0
23/09/2024	15:59	48.4		50.0	46.6
23/09/2024	16:04	49.3	48.3	50.3	47.0
23/09/2024	16:09	47.5		48.9	45.2
23/09/2024	16:14	48.3		50.0	45.2
23/09/2024	16:19	47.3		48.5	45.6
23/09/2024	16:24	48.4		50.1	45.8
23/09/2024	16:29	48.9		51.1	45.3
23/09/2024	16:34	47.9	47.3	49.7	44.6
23/09/2024	16:39	46.9		48.8	44.6
23/09/2024	16:44	48.5		50.6	44.7
23/09/2024	16:49	46.3		48.1	44.1
23/09/2024	16:54	47.9		49.6	45.3
23/09/2024	16:59	45.5		47.2	43.6
23/09/2024	17:04	46.9	46.6	49.0	44.0
23/09/2024	17:09	45.3		46.6	43.9
23/09/2024	17:14	47.7		49.7	43.7
23/09/2024	17:19	46.5		48.8	44.5
23/09/2024	17:24	45.7		48.0	44.2
23/09/2024	17:29	46.8		48.6	43.9
23/09/2024	17:34	44.8	46.2	45.8	43.6
23/09/2024	17:39	46.8		48.2	43.5
23/09/2024	17:44	45.0		46.4	43.6
23/09/2024	17:49	48.0		49.6	44.6
23/09/2024	17:54	45.6		46.8	44.2
23/09/2024	17:59	46.1		48.2	44.0
23/09/2024	18:04	45.8	45.2	47.8	44.0
23/09/2024	18:09	44.5		46.3	42.7
23/09/2024	18:14	46.1		48.4	42.4
23/09/2024	18:19	43.1		44.0	42.1
23/09/2024	18:24	47.0		48.8	42.8
23/09/2024	18:29	43.5		44.3	42.6
23/09/2024	18:34	44.5	45.3	47.7	42.1
23/09/2024	18:39	45.1		47.6	42.4
23/09/2024	18:44	45.1		47.2	41.9
23/09/2024	18:49	46.2		48.6	43.6
23/09/2024	18:54	45.6		48.0	43.2
23/09/2024	18:59	44.8		46.2	43.5
		Mean	56.0		
		Maximum	66.1		
		Minimum	45.2		

Station: CM28

Date	Start Time	Leq (5mins)	Leq (30mins)	L10 (5mins)	L90 (5mins)
24/09/2024	7:04	58.0	58.5	60.3	54.5
24/09/2024	7:09	58.1		60.2	54.4
24/09/2024	7:14	59.3		60.7	55.4
24/09/2024	7:19	59.1		61.7	54.4
24/09/2024	7:24	57.5		60.5	53.3
24/09/2024	7:29	58.6		61.1	54.5
24/09/2024	7:34	58.1	57.6	60.5	54.5
24/09/2024	7:39	59.1		61.9	54.8
24/09/2024	7:44	58.0		60.7	53.7
24/09/2024	7:49	56.9		59.5	53.6
24/09/2024	7:54	55.6		57.0	53.2
24/09/2024	7:59	57.3		59.5	54.6
24/09/2024	8:04	56.0	59.3	57.4	54.6
24/09/2024	8:09	58.5		59.6	54.9
24/09/2024	8:14	58.3		60.1	55.5
24/09/2024	8:19	62.1		63.3	56.1
24/09/2024	8:24	60.2		63.0	56.8
24/09/2024	8:29	58.1		59.6	56.3
24/09/2024	8:34	61.2	59.9	64.4	56.2
24/09/2024	8:39	60.6		61.6	57.0
24/09/2024	8:44	58.1		60.0	55.6
24/09/2024	8:49	58.9		59.3	55.6
24/09/2024	8:54	61.6		64.5	57.3
24/09/2024	8:59	57.7		59.4	55.8
24/09/2024	9:04	60.2	59.6	62.5	56.1
24/09/2024	9:09	58.1		59.3	56.4
24/09/2024	9:14	59.3		60.8	57.3
24/09/2024	9:19	60.1		62.7	56.7
24/09/2024	9:24	61.4		65.3	55.6
24/09/2024	9:29	57.4		59.4	54.9
24/09/2024	9:34	61.8	63.9	65.7	57.1
24/09/2024	9:39	60.9		65.0	56.9
24/09/2024	9:44	66.4		66.9	60.0
24/09/2024	9:49	61.3		64.6	55.6
24/09/2024	9:54	65.2		65.3	55.7
24/09/2024	9:59	64.9		67.9	56.0
24/09/2024	10:04	62.7	65.7	66.8	55.6
24/09/2024	10:09	62.8		67.5	54.4
24/09/2024	10:14	66.3		69.2	58.1
24/09/2024	10:19	66.8		70.1	57.4
24/09/2024	10:24	66.7		69.9	57.6
24/09/2024	10:29	67.0		70.2	57.9
24/09/2024	10:34	65.3	59.7	69.3	53.9
24/09/2024	10:39	56.9		57.4	53.6
24/09/2024	10:44	56.7		58.1	54.2
24/09/2024	10:49	53.7		55.2	52.3
24/09/2024	10:54	56.8		58.2	53.5
24/09/2024	10:59	57.0		58.7	54.9
24/09/2024	11:04	55.7	60.5	57.5	53.5
24/09/2024	11:09	56.8		57.0	53.8
24/09/2024	11:14	57.3		59.2	54.4
24/09/2024	11:19	62.1		67.8	55.0
24/09/2024	11:24	64.9		69.4	54.8
24/09/2024	11:29	57.5		58.2	53.2
24/09/2024	11:34	55.0	65.9	56.7	52.6
24/09/2024	11:39	66.9		70.2	58.2
24/09/2024	11:44	66.8		70.4	55.0
24/09/2024	11:49	66.3		69.9	55.9
24/09/2024	11:54	67.4		70.3	59.5
24/09/2024	11:59	65.6		69.3	56.5
24/09/2024	12:04	66.5	65.5	69.2	59.6
24/09/2024	12:09	66.4		69.6	58.0
24/09/2024	12:14	66.4		69.9	57.8
24/09/2024	12:19	64.8		68.9	53.4
24/09/2024	12:24	60.9		66.0	53.3
24/09/2024	12:29	66.1		68.9	59.1
24/09/2024	12:34	62.2	66.0	65.3	55.8
24/09/2024	12:39	65.1		68.2	57.4
24/09/2024	12:44	66.1		69.4	57.9
24/09/2024	12:49	66.9		70.0	58.4
24/09/2024	12:54	65.9		69.6	56.7
24/09/2024	12:59	67.8		71.5	57.5
24/09/2024	13:04	67.8	64.3	71.6	56.3
24/09/2024	13:09	66.0		70.6	55.0
24/09/2024	13:14	65.6		69.1	55.9
24/09/2024	13:19	62.3		66.7	54.4
24/09/2024	13:24	54.6		56.1	52.6
24/09/2024	13:29	55.4		57.4	52.6
24/09/2024	13:34	54.9	56.2	56.1	52.3
24/09/2024	13:39	56.9		57.0	52.1
24/09/2024	13:44	55.9		57.4	53.4
24/09/2024	13:49	56.2		58.1	53.9
24/09/2024	13:54	56.0		57.9	53.5
24/09/2024	13:59	56.9		59.4	53.2
24/09/2024	14:04	54.7	56.3	56.5	52.7
24/09/2024	14:09	55.9		57.8	53.2
24/09/2024	14:14	54.0		55.3	52.0
24/09/2024	14:19	57.3		58.8	55.5
24/09/2024	14:24	57.3		58.8	55.5
24/09/2024	14:29	57.3		58.8	55.6
24/09/2024	14:34	56.5	60.4	57.9	54.6
24/09/2024	14:39	63.5		64.9	55.4
24/09/2024	14:44	59.0		61.0	55.6
24/09/2024	14:49	59.0		61.8	55.2
24/09/2024	14:54	60.1		62.4	57.3
24/09/2024	14:59	60.9		61.2	55.3
24/09/2024	15:04	58.1	58.1	60.1	54.5
24/09/2024	15:09	62.5		62.9	55.1
24/09/2024	15:14	55.3		56.6	53.6
24/09/2024	15:19	55.8		57.3	54.0
24/09/2024	15:24	55.3		56.6	53.9
24/09/2024	15:29	56.1		57.0	54.3
24/09/2024	15:34	57.4	59.3	59.1	55.2
24/09/2024	15:39	59.0		60.8	56.4
24/09/2024	15:44	60.3		64.0	56.0
24/09/2024	15:49	57.4		59.7	54.9
24/09/2024	15:54	60.9		62.4	56.3
24/09/2024	15:59	59.7		61.0	55.7
24/09/2024	16:04	58.7	57.2	60.8	56.2
24/09/2024	16:09	58.5		60.4	56.0
24/09/2024	16:14	56.8		58.3	54.5
24/09/2024	16:19	55.8		57.6	53.9
24/09/2024	16:24	56.7		58.3	54.7
24/09/2024	16:29	56.1		57.7	54.1
24/09/2024	16:34	58.5	55.1	60.4	54.2
24/09/2024	16:39	56.1		57.4	54.1
24/09/2024	16:44	54.7		56.8	52.5
24/09/2024	16:49	52.5		53.3	51.0
24/09/2024	16:54	52.0		52.8	50.6
24/09/2024	16:59	52.7		54.0	51.1
24/09/2024	17:04	54.1	56.6	55.9	52.1
24/09/2024	17:09	57.7		59.6	53.6
24/09/2024	17:14	59.2		62.4	53.2
24/09/2024	17:19	57.9		59.1	51.8
24/09/2024	17:24	53.4		54.4	51.4
24/09/2024	17:29	53.2		54.3	51.8
24/09/2024	17:34	57.9	57.8	59.6	52.1
24/09/2024	17:39	57.7		58.9	56.1
24/09/2024	17:44	57.8		58.9	56.6
24/09/2024	17:49	56.6		58.6	51.0
24/09/2024	17:54	57.6		59.8	51.6
24/09/2024	17:59	59.0		60.2	57.6
24/09/2024	18:04	57.4	55.2	59.3	53.5
24/09/2024	18:09	53.3		55.5	50.0
24/09/2024	18:14	56.9		59.4	50.3
24/09/2024	18:19	54.4		57.8	50.7
24/09/2024	18:24	52.9		54.6	51.1
24/09/2024	18:29	54.1		56.1	51.4
24/09/2024	18:34	53.1	53.6	54.4	51.0
24/09/2024	18:39	53.5		54.7	52.0
24/09/2024	18:44	53.9		55.2	52.0
24/09/2024	18:49	53.6		55.1	51.9
24/09/2024	18:54	53.0		54.3	51.0
24/09/2024	18:59	54.1		56.2	51.6
		Mean	59.7		
		Maximum	66.0		
		Minimum	53.6		

Date	Start Time	Leq (5mins)	Leq (30mins)	L10 (5mins)	L90 (5mins)
25/09/2024	7:04	54.3	61.0	56.2	51.2
25/09/2024	7:09	64.8		69.0	52.7
25/09/2024	7:14	61.9		65.0	53.2
25/09/2024	7:19	58.5		62.4	51.9
25/09/2024	7:24	62.3		64.7	52.2
25/09/2024	7:29	54.7		57.7	51.4
25/09/2024	7:34	56.4	55.7	58.1	53.3
25/09/2024	7:39	55.1		57.4	52.2
25/09/2024	7:44	54.1		56.1	52.2
25/09/2024	7:49	53.5		55.1	51.7
25/09/2024	7:54	56.3		58.0	53.6
25/09/2024	7:59	57.6		60.4	53.5
25/09/2024	8:04	56.7	61.9	58.2	54.7
25/09/2024	8:09	55.6		56.7	54.0
25/09/2024	8:14	55.5		56.8	54.0
25/09/2024	8:19	63.0		67.0	54.9
25/09/2024	8:24	65.1		67.9	57.8
25/09/2024	8:29	64.5		68.1	56.7
25/09/2024	8:34	66.4	66.1	69.5	58.8
25/09/2024	8:39	66.0		69.4	59.1
25/09/2024	8:44	66.4		69.5	58.5
25/09/2024	8:49	66.4		69.5	58.3
25/09/2024	8:54	65.9		69.6	56.0
25/09/2024	8:59	65.2		68.4	57.7
25/09/2024	9:04	65.0	63.8	68.4	57.6
25/09/2024	9:09	65.4		69.2	57.7
25/09/2024	9:14	65.3		68.6	56.6
25/09/2024	9:19	65.5		69.4	55.2
25/09/2024	9:24	55.5		56.7	53.9
25/09/2024	9:29	57.9		59.8	54.6
25/09/2024	9:34	56.3	55.8	62.8	54.3
25/09/2024	9:39	59.2		60.4	52.4
25/09/2024	9:44	54.8		58.8	53.5
25/09/2024	9:49	53.9		58.9	53.1
25/09/2024	9:54	54.7		58.2	52.4
25/09/2024	9:59	52.6		57.6	50.6
25/09/2024	10:04	57.2	51.0	61.1	53.9
25/09/2024	10:09	51.0		55.7	50.6
25/09/2024	10:14	43.6		45.9	40.9
25/09/2024	10:19	40.7		44.3	37.5
25/09/2024	10:24	45.6		51.4	44.6
25/09/2024	10:29	45.2		50.3	43.3
25/09/2024	10:34	45.8	49.7	49.8	44.8
25/09/2024	10:39	44.8		50.5	43.7
25/09/2024	10:44	50.1		50.2	46.3
25/09/2024	10:49	49.1		49.4	41.2
25/09/2024	10:54	50.4		58.0	49.6
25/09/2024	10:59	52.9		53.5	47.2
25/09/2024	11:04	54.0	58.6	54.1	51.0
25/09/2024	11:09	52.5		53.5	51.9
25/09/2024	11:14	59.3		62.8	54.2
25/09/2024	11:19	64.3		69.9	56.3
25/09/2024	11:24	53.9		56.9	53.2
25/09/2024	11:29	52.3		52.8	50.4
25/09/2024	11:34	57.2	59.0	63.2	54.4
25/09/2024	11:39	64.5		70.3	54.2
25/09/2024	11:44	56.9		62.0	52.6
25/09/2024	11:49	52.7		53.7	51.0
25/09/2024	11:54	57.8		58.1	55.5
25/09/2024	11:59	49.7		52.3	49.0
25/09/2024	12:04	56.1	55.0	58.3	52.5
25/09/2024	12:09	55.8		58.1	52.9
25/09/2024	12:14	53.6		57.3	53.1
25/09/2024	12:19	49.8		53.7	47.1
25/09/2024	12:24	57.2		62.4	54.4
25/09/2024	12:29	54.1		57.7	54.0
25/09/2024	12:34	53.3	58.1	54.9	52.7
25/09/2024	12:39	60.2		63.9	56.0
25/09/2024	12:44	60.8		63.8	55.1
25/09/2024	12:49	57.4		61.7	53.3
25/09/2024	12:54	56.3		56.7	54.4
25/09/2024	12:59	56.2		61.2	54.5
25/09/2024	13:04	56.9	61.0	61.1	54.7
25/09/2024	13:09	57.7		62.0	54.3
25/09/2024	13:14	57.0		60.7	56.6
25/09/2024	13:19	57.5		60.7	57.3
25/09/2024	13:24	58.5		64.2	54.3
25/09/2024	13:29	66.8		68.7	61.4
25/09/2024	13:34	64.0	60.0	66.7	57.1
25/09/2024	13:39	56.8		58.8	54.3
25/09/2024	13:44	57.6		59.1	55.6
25/09/2024	13:49	60.1		61.0	57.9
25/09/2024	13:54	58.9		60.9	56.2
25/09/2024	13:59	58.4		59.9	56.4
25/09/2024	14:04	58.7	60.4	61.0	55.8
25/09/2024	14:09	60.6		62.5	57.2
25/09/2024	14:14	61.0		62.6	58.6
25/09/2024	14:19	59.7		61.6	57.1
25/09/2024	14:24	62.3		65.5	57.7
25/09/2024	14:29	59.0		60.8	56.7
25/09/2024	14:34	61.2	62.4	62.4	60.0
25/09/2024	14:39	62.1		64.4	58.9
25/09/2024	14:44	62.6		65.3	58.4
25/09/2024	14:49	61.4		64.0	56.8
25/09/2024	14:54	63.0		65.1	59.1
25/09/2024	14:59	63.4		65.8	59.6
25/09/2024	15:04	60.9	61.7	63.7	56.6
25/09/2024	15:09	60.4		62.8	55.6
25/09/2024	15:14	61.3		63.7	57.1
25/09/2024	15:19	62.4		64.6	59.4
25/09/2024	15:24	60.3		61.8	56.4
25/09/2024	15:29	63.7		66.8	57.8
25/09/2024	15:34	62.2	62.0	65.5	57.0
25/09/2024	15:39	61.0		63.7	55.8
25/09/2024	15:44	61.5		64.3	54.8
25/09/2024	15:49	63.1		65.2	59.7
25/09/2024	15:54	62.2		65.3	56.2
25/09/2024	15:59	61.9		64.9	55.0
25/09/2024	16:04	61.5	59.6	64.3	55.3
25/09/2024	16:09	60.9		64.1	53.0
25/09/2024	16:14	62.0		64.4	58.9
25/09/2024	16:19	60.1		63.3	49.9
25/09/2024	16:24	51.0		51.9	49.1
25/09/2024	16:29	51.4		52.2	49.7
25/09/2024	16:34	49.9	53.0	51.1	48.4
25/09/2024	16:39	49.0		50.5	47.4
25/09/2024	16:44	48.0		49.1	46.7
25/09/2024	16:49	56.8		58.4	48.2
25/09/2024	16:54	56.2		58.6	47.9
25/09/2024	16:59	47.5		48.3	46.7
25/09/2024	17:04	48.5	48.0	49.5	46.6
25/09/2024	17:09	48.4		50.0	46.5
25/09/2024	17:14	47.8		48.9	46.4
25/09/2024	17:19	47.1		47.9	46.3
25/09/2024	17:24	48.8		51.0	46.1
25/09/2024	17:29	47.4		48.4	46.1
25/09/2024	17:34	54.8	52.6	57.9	46.7
25/09/2024	17:39	57.1		58.4	47.1
25/09/2024	17:44	48.6		50.1	46.7
25/09/2024	17:49	47.5		48.6	46.3
25/09/2024	17:54	49.2		52.4	46.2
25/09/2024	17:59	48.2		49.6	46.4
25/09/2024	18:04	46.8	52.8	47.5	46.0
25/09/2024	18:09	47.3		48.6	45.8
25/09/2024	18:14	50.6		54.2	46.3
25/09/2024	18:19	54.7		57.8	45.7
25/09/2024	18:24	57.2		58.5	48.8
25/09/2024	18:29	49.8		52.4	46.6
25/09/2024	18:34	47.4	47.2	49.2	45.6
25/09/2024	18:39	47.6		48.9	45.5
25/09/2024	18:44	48.8		49.7	48.0
25/09/2024	18:49	46.8		48.4	45.3
25/09/2024	18:54	46.2		47.0	45.2
25/09/2024	18:59	46.0		46.9	45.0
		Mean	57.4		
		Maximum	66.1		
		Minimum	47.2		

Date	Start Time	Leq (5mins)	Leq (30mins)	L10 (5mins)	L90 (5mins)
26/09/2024	7:04	57.8	62.3	59.8	55.4
26/09/2024	7:09	59.9		62.3	57.3
26/09/2024	7:14	62.5		65.3	58.2
26/09/2024	7:19	63.0		66.1	58.6
26/09/2024	7:24	64.7		68.3	59.1
26/09/2024	7:29	63.0		66.0	58.8
26/09/2024	7:34	63.6	63.7	66.4	58.5
26/09/2024	7:39	64.1		66.4	59.6
26/09/2024	7:44	63.6		66.2	59.2
26/09/2024	7:49	64.1		66.6	59.2
26/09/2024	7:54	62.1		64.2	58.7
26/09/2024	7:59	64.1		66.2	59.7
26/09/2024	8:04	63.4	63.9	65.7	58.9
26/09/2024	8:09	64.2		66.7	60.7
26/09/2024	8:14	65.8		70.0	61.0
26/09/2024	8:19	64.1		66.8	61.0
26/09/2024	8:24	61.4		65.5	61.2
26/09/2024	8:29	63.2		67.0	61.5
26/09/2024	8:34	60.9	61.9	63.4	58.8
26/09/2024	8:39	60.9		65.1	60.1
26/09/2024	8:44	62.1		64.8	61.9
26/09/2024	8:49	62.2		63.5	58.8
26/09/2024	8:54	62.2		64.1	59.7
26/09/2024	8:59	62.7		66.6	60.1
26/09/2024	9:04	60.6	60.8	64.3	60.4
26/09/2024	9:09	61.1		63.2	59.0
26/09/2024	9:14	63.2		67.8	62.2
26/09/2024	9:19	60.4		61.7	58.8
26/09/2024	9:24	59.2		60.6	57.5
26/09/2024	9:29	58.6		59.9	56.9
26/09/2024	9:34	58.7	57.3	60.0	57.1
26/09/2024	9:39	57.5		58.9	56.1
26/09/2024	9:44	58.2		59.6	56.1
26/09/2024	9:49	56.9		58.3	55.3
26/09/2024	9:54	56.5		58.0	54.9
26/09/2024	9:59	55.4		56.7	54.0
26/09/2024	10:04	56.0	54.5	57.3	54.7
26/09/2024	10:09	56.2		58.8	53.5
26/09/2024	10:14	53.7		54.5	52.9
26/09/2024	10:19	53.6		54.3	52.6
26/09/2024	10:24	54.0		55.9	51.6
26/09/2024	10:29	51.9		52.8	50.9
26/09/2024	10:34	52.7	52.9	53.6	51.5
26/09/2024	10:39	52.8		54.2	51.2
26/09/2024	10:44	52.5		53.6	51.5
26/09/2024	10:49	52.2		53.2	51.2
26/09/2024	10:54	52.7		53.9	51.5
26/09/2024	10:59	54.1		56.1	52.0
26/09/2024	11:04	56.6	61.4	58.5	54.4
26/09/2024	11:09	60.8		62.3	57.6
26/09/2024	11:14	61.1		63.3	58.5
26/09/2024	11:19	62.7		64.3	60.8
26/09/2024	11:24	62.5		63.8	61.1
26/09/2024	11:29	62.5		64.1	60.5
26/09/2024	11:34	63.5	62.4	65.0	61.4
26/09/2024	11:39	61.6		63.2	59.2
26/09/2024	11:44	60.8		62.2	58.6
26/09/2024	11:49	61.2		63.0	59.0
26/09/2024	11:54	62.9		64.4	61.0
26/09/2024	11:59	63.7		65.0	61.9
26/09/2024	12:04	61.9	62.0	63.6	60.0
26/09/2024	12:09	62.3		64.4	59.4
26/09/2024	12:14	61.2		62.7	59.3
26/09/2024	12:19	62.3		63.2	60.2
26/09/2024	12:24	62.6		64.0	60.6
26/09/2024	12:29	61.4		62.9	59.4
26/09/2024	12:34	63.0	60.5	64.7	60.6
26/09/2024	12:39	60.6		62.1	58.8
26/09/2024	12:44	59.7		61.0	58.3
26/09/2024	12:49	59.1		60.1	57.9
26/09/2024	12:54	59.3		60.6	57.9
26/09/2024	12:59	60.1		61.7	58.4
26/09/2024	13:04	61.3	60.5	63.4	58.9
26/09/2024	13:09	60.6		62.2	58.4
26/09/2024	13:14	62.5		64.2	59.1
26/09/2024	13:19	60.8		62.9	57.9
26/09/2024	13:24	58.6		60.6	55.9
26/09/2024	13:29	57.1		58.8	55.2
26/09/2024	13:34	58.1	58.5	59.6	55.9
26/09/2024	13:39	58.0		59.5	56.0
26/09/2024	13:44	59.0		60.2	57.4
26/09/2024	13:49	58.6		60.2	56.6
26/09/2024	13:54	58.5		59.8	56.9
26/09/2024	13:59	58.8		61.2	55.5
26/09/2024	14:04	58.5	59.5	60.8	56.1
26/09/2024	14:09	59.9		61.6	57.7
26/09/2024	14:14	60.2		62.2	57.7
26/09/2024	14:19	60.6		62.3	57.9
26/09/2024	14:24	58.4		60.2	55.8
26/09/2024	14:29	59.0		60.4	57.3
26/09/2024	14:34	59.0	57.1	60.2	57.7
26/09/2024	14:39	58.1		59.6	56.5
26/09/2024	14:44	56.0		57.4	52.8
26/09/2024	14:49	54.6		57.3	51.2
26/09/2024	14:54	56.5		58.4	53.3
26/09/2024	14:59	56.8		59.3	53.4
26/09/2024	15:04	54.4	54.5	55.6	52.8
26/09/2024	15:09	53.7		55.9	51.1
26/09/2024	15:14	56.2		59.2	51.3
26/09/2024	15:19	54.1		55.1	52.9
26/09/2024	15:24	53.7		54.6	52.4
26/09/2024	15:29	54.5		56.5	51.5
26/09/2024	15:34	53.0	53.3	54.8	51.3
26/09/2024	15:39	53.1		54.5	51.4
26/09/2024	15:44	54.2		55.9	51.7
26/09/2024	15:49	52.8		53.9	51.3
26/09/2024	15:54	52.3		54.2	50.2
26/09/2024	15:59	53.9		57.2	50.6
26/09/2024	16:04	54.1	53.1	54.2	49.9
26/09/2024	16:09	51.8		53.3	50.4
26/09/2024	16:14	51.4		52.1	50.7
26/09/2024	16:19	52.6		55.0	50.3
26/09/2024	16:24	53.3		54.1	52.2
26/09/2024	16:29	54.7		56.8	52.2
26/09/2024	16:34	53.6	53.2	54.6	51.9
26/09/2024	16:39	53.4		54.3	52.0
26/09/2024	16:44	53.0		53.8	52.0
26/09/2024	16:49	52.9		54.0	51.6
26/09/2024	16:54	53.2		54.6	51.5
26/09/2024	16:59	53.1		54.1	51.9
26/09/2024	17:04	53.6	54.0	55.1	52.0
26/09/2024	17:09	53.1		54.3	52.0
26/09/2024	17:14	52.7		53.6	51.8
26/09/2024	17:19	52.9		53.5	52.3
26/09/2024	17:24	54.4		57.6	52.3
26/09/2024	17:29	56.1		60.0	51.0
26/09/2024	17:34	53.1	52.9	54.0	51.5
26/09/2024	17:39	52.5		53.2	51.4
26/09/2024	17:44	50.3		51.6	49.2
26/09/2024	17:49	55.5		60.2	49.2
26/09/2024	17:54	50.5		51.3	49.3
26/09/2024	17:59	53.1		55.8	49.4
26/09/2024	18:04	49.5	56.5	50.2	48.2
26/09/2024	18:09	53.4		56.7	49.0
26/09/2024	18:14	62.7		65.3	49.9
26/09/2024	18:19	52.9		55.2	50.2
26/09/2024	18:24	53.2		56.3	49.3
26/09/2024	18:29	49.7		51.0	48.4
26/09/2024	18:34	48.8	53.2	50.3	47.5
26/09/2024	18:39	55.4		59.6	47.9
26/09/2024	18:44	49.2		50.1	48.1
26/09/2024	18:49	54.1		60.1	48.6
26/09/2024	18:54	53.7		58.2	47.0
26/09/2024	18:59	54.1		59.3	46.0
		Mean	57.9		
		Maximum	63.9		
		Minimum	52.9		

Station: CM28

Date	Start Time	Leq (5mins)	Leq (30mins)	L10 (5mins)	L90 (5mins)
27/09/2024	7:04	62.2		62.6	56.8
27/09/2024	7:09	59.9		60.9	57.1
27/09/2024	7:14	58.8	60.9	60.6	56.7
27/09/2024	7:19	61.6		63.8	59.0
27/09/2024	7:24	61.0		62.7	59.0
27/09/2024	7:29	60.8		63.4	57.5
27/09/2024	7:34	59.7		61.0	58.3
27/09/2024	7:39	60.3		62.9	57.7
27/09/2024	7:44	61.2	60.7	63.1	59.0
27/09/2024	7:49	61.2		62.5	59.5
27/09/2024	7:54	61.4		63.2	58.8
27/09/2024	7:59	60.0		61.8	57.9
27/09/2024	8:04	60.2		61.7	58.2
27/09/2024	8:09	60.0		61.4	58.1
27/09/2024	8:14	60.4	59.9	61.9	58.5
27/09/2024	8:19	59.7		61.3	57.7
27/09/2024	8:24	59.1		60.6	56.4
27/09/2024	8:29	60.0		61.2	58.5
27/09/2024	8:34	63.1		65.1	60.1
27/09/2024	8:39	61.8		63.3	59.6
27/09/2024	8:44	59.8	59.9	61.7	59.0
27/09/2024	8:49	56.8		58.1	55.2
27/09/2024	8:54	55.9		57.0	54.3
27/09/2024	8:59	56.3		58.1	54.3
27/09/2024	9:04	57.5		57.6	54.9
27/09/2024	9:09	56.7		58.0	55.2
27/09/2024	9:14	56.7	56.4	58.4	55.1
27/09/2024	9:19	55.7		57.0	54.0
27/09/2024	9:24	55.9		57.4	53.9
27/09/2024	9:29	55.9		56.9	54.1
27/09/2024	9:34	55.7		56.9	54.4
27/09/2024	9:39	56.0		57.6	54.4
27/09/2024	9:44	57.0	55.9	59.3	54.3
27/09/2024	9:49	56.1		58.2	53.5
27/09/2024	9:54	54.9		56.9	52.7
27/09/2024	9:59	55.7		57.6	52.4
27/09/2024	10:04	53.3		54.8	51.9
27/09/2024	10:09	52.8		53.8	51.4
27/09/2024	10:14	53.6	52.9	55.9	50.7
27/09/2024	10:19	51.0		52.1	49.9
27/09/2024	10:24	52.0		53.3	50.6
27/09/2024	10:29	54.2		56.2	51.3
27/09/2024	10:34	53.0		54.4	51.2
27/09/2024	10:39	52.3		54.0	50.5
27/09/2024	10:44	54.3	55.7	56.4	51.6
27/09/2024	10:49	54.2		56.2	51.7
27/09/2024	10:54	57.1		59.0	53.6
27/09/2024	10:59	59.0		61.4	56.3
27/09/2024	11:04	58.4		60.1	56.3
27/09/2024	11:09	60.0		62.0	57.5
27/09/2024	11:14	61.4	59.9	63.2	59.0
27/09/2024	11:19	59.9		62.2	56.9
27/09/2024	11:24	60.9		62.7	58.1
27/09/2024	11:29	58.1		60.5	55.2
27/09/2024	11:34	58.1		60.2	54.8
27/09/2024	11:39	58.1		59.3	56.2
27/09/2024	11:44	58.6	58.8	60.6	55.9
27/09/2024	11:49	60.3		62.1	57.8
27/09/2024	11:54	57.5		59.1	55.7
27/09/2024	11:59	59.4		62.4	55.6
27/09/2024	12:04	57.0		58.4	55.3
27/09/2024	12:09	59.2		61.0	55.8
27/09/2024	12:14	61.4	59.8	63.6	57.1
27/09/2024	12:19	60.1		61.8	57.0
27/09/2024	12:24	60.5		62.6	57.9
27/09/2024	12:29	59.2		60.9	57.1
27/09/2024	12:34	58.1		59.5	56.4
27/09/2024	12:39	61.2		62.3	55.3
27/09/2024	12:44	61.0	59.7	62.1	55.5
27/09/2024	12:49	56.6		58.0	55.2
27/09/2024	12:54	59.7		61.6	56.5
27/09/2024	12:59	59.9		60.6	56.3
27/09/2024	13:04	61.3		63.4	58.5
27/09/2024	13:09	59.2		61.4	55.5
27/09/2024	13:14	58.3	58.8	60.2	55.2
27/09/2024	13:19	56.7		58.2	54.7
27/09/2024	13:24	56.8		58.9	55.0
27/09/2024	13:29	58.8		61.2	55.3
27/09/2024	13:34	60.9		61.8	56.5
27/09/2024	13:39	57.7		59.2	55.8
27/09/2024	13:44	58.1	58.7	59.6	56.3
27/09/2024	13:49	56.0		57.4	54.6
27/09/2024	13:54	55.9		57.2	54.4
27/09/2024	13:59	60.6		62.0	55.2
27/09/2024	14:04	56.9		58.0	55.2
27/09/2024	14:09	59.2		61.2	56.7
27/09/2024	14:14	57.0	57.0	59.2	53.5
27/09/2024	14:19	57.1		59.3	53.7
27/09/2024	14:24	54.3		55.6	52.6
27/09/2024	14:29	55.8		58.1	52.7
27/09/2024	14:34	53.5		55.6	51.3
27/09/2024	14:39	52.5		53.5	50.8
27/09/2024	14:44	54.7	56.7	57.3	52.1
27/09/2024	14:49	61.1		64.9	53.8
27/09/2024	14:54	56.8		58.8	52.8
27/09/2024	14:59	55.1		57.1	51.8
27/09/2024	15:04	56.2		58.7	52.3
27/09/2024	15:09	53.6		54.4	52.8
27/09/2024	15:14	53.6	54.2	54.6	52.5
27/09/2024	15:19	55.5		57.4	51.5
27/09/2024	15:24	52.2		53.3	50.7
27/09/2024	15:29	52.5		53.8	51.1
27/09/2024	15:34	52.5		54.1	50.7
27/09/2024	15:39	53.0		54.4	51.3
27/09/2024	15:44	52.8	52.7	54.4	51.4
27/09/2024	15:49	53.0		54.1	51.0
27/09/2024	15:54	52.7		53.4	50.7
27/09/2024	15:59	52.3		53.5	50.4
27/09/2024	16:04	52.2		52.9	50.6
27/09/2024	16:09	53.1		54.9	51.1
27/09/2024	16:14	52.7	53.5	53.4	51.9
27/09/2024	16:19	54.7		55.9	53.0
27/09/2024	16:24	54.1		55.6	52.5
27/09/2024	16:29	53.9		55.0	52.5
27/09/2024	16:34	53.9		54.6	52.7
27/09/2024	16:39	56.5		58.4	51.9
27/09/2024	16:44	55.7	54.7	55.9	52.8
27/09/2024	16:49	54.4		55.2	52.3
27/09/2024	16:54	54.1		55.8	52.1
27/09/2024	16:59	52.6		53.4	51.6
27/09/2024	17:04	54.1		54.3	52.1
27/09/2024	17:09	52.9		53.6	52.1
27/09/2024	17:14	52.9	53.3	54.5	51.5
27/09/2024	17:19	54.3		56.4	51.8
27/09/2024	17:24	52.6		53.3	51.6
27/09/2024	17:29	52.9		53.6	52.0
27/09/2024	17:34	51.1		52.5	49.6
27/09/2024	17:39	52.9		55.9	50.3
27/09/2024	17:44	51.5	52.6	52.2	49.9
27/09/2024	17:49	53.8		63.3	49.7
27/09/2024	17:54	52.6		54.6	49.9
27/09/2024	17:59	53.3		55.6	50.6
27/09/2024	18:04	59.4		62.1	51.9
27/09/2024	18:09	52.2		53.5	50.9
27/09/2024	18:14	52.6	54.5	54.1	50.8
27/09/2024	18:19	51.1		51.2	49.3
27/09/2024	18:24	50.1		51.1	48.9
27/09/2024	18:29	53.5		54.7	49.8
27/09/2024	18:34	50.7		51.3	50.0
27/09/2024	18:39	52.1		55.0	49.7
27/09/2024	18:44	51.9	51.5	53.9	49.3
27/09/2024	18:49	52.2		55.3	48.9
27/09/2024	18:54	51.3		52.6	49.1
27/09/2024	18:59	50.2		51.5	49.0
		Mean	56.6		
		Maximum	60.9		
		Minimum	51.5		

Date	Start Time	Leq (5mins)	Leq (30mins)	L10 (5mins)	L90 (5mins)
28/09/2024	7:04	56.2		56.8	53.6
28/09/2024	7:09	55.6		56.5	54.5
28/09/2024	7:14	56.6	58.0	58.6	54.2
28/09/2024	7:19	62.0		63.4	54.2
28/09/2024	7:24	56.8		58.2	54.6
28/09/2024	7:29	56.9		58.2	53.9
28/09/2024	7:34	57.2		59.0	55.0
28/09/2024	7:39	56.0		57.1	54.7
28/09/2024	7:44	62.4	58.4	65.6	55.6
28/09/2024	7:49	56.1		57.8	54.3
28/09/2024	7:54	58.7		61.6	54.4
28/09/2024	7:59	55.8		57.2	54.1
28/09/2024	8:04	53.6		56.2	46.8
28/09/2024	8:09	52.0		54.0	49.0
28/09/2024	8:14	51.4	51.8	53.3	49.0
28/09/2024	8:19	51.1		52.8	49.2
28/09/2024	8:24	50.7		52.6	48.2
28/09/2024	8:29	51.1		53.1	48.6
28/09/2024	8:34	50.0		51.8	47.4
28/09/2024	8:39	49.5		51.5	47.3
28/09/2024	8:44	49.3	50.7	52.3	46.0
28/09/2024	8:49	52.0		54.3	49.8
28/09/2024	8:54	52.1		54.3	49.4
28/09/2024	8:59	50.6		52.7	48.0
28/09/2024	9:04	49.0		51.3	46.1
28/09/2024	9:09	51.4		53.9	48.0
28/09/2024	9:14	50.8	52.5	53.0	47.5
28/09/2024	9:19	53.4		55.7	51.0
28/09/2024	9:24	54.0		56.1	51.2
28/09/2024	9:29	54.0		55.8	51.4
28/09/2024	9:34	54.7		57.0	51.7
28/09/2024	9:39	54.2		55.9	50.7
28/09/2024	9:44	54.7	54.2	57.2	51.4
28/09/2024	9:49	53.6		56.1	51.1
28/09/2024	9:54	53.6		55.2	51.4
28/09/2024	9:59	54.0		55.2	52.7
28/09/2024	10:04	57.9		59.3	56.0
28/09/2024	10:09	58.6		60.0	56.7
28/09/2024	10:14	60.4	58.9	62.2	58.4
28/09/2024	10:19	59.9		61.3	58.1
28/09/2024	10:24	58.0		59.2	56.4
28/09/2024	10:29	58.1		59.2	56.7
28/09/2024	10:34	59.7		61.4	57.6
28/09/2024	10:39	59.4		61.0	57.5
28/09/2024	10:44	60.7		62.6	58.9
28/09/2024	10:49	59.2		60.7	57.6
28/09/2024	10:54	59.9		61.5	57.6
		Mean	54.9		
		Maximum	58.9		
		Minimum	50.7		

Summary of Noise Monitoring Results during 07:00 - 19:00 at CM28	
	Leq (30mins)
Mean	55.1
Maximum	74.6
Minimum	41.6

Note:
1. The Leq (5mins) values within the time slots that do not have six consecutive Leq (5mins) values are not included in calculation of Leq (30mins).
2. Short periods of data gaps in tables are due to suspension of monitoring during replacement of batteries for the sound level meter.

Station: CM28

Date	Start Time	Leq (5mins)	Leq (30mins)	L10 (5mins)	L90 (5mins)
14/09/2024	19:02	51.7		53.1	48.5
14/09/2024	19:07	51.8		53.8	48.7
14/09/2024	19:12	52.5	52.1	53.0	49.7
14/09/2024	19:17	52.6		53.8	50.8
14/09/2024	19:22	52.2		53.2	50.3
14/09/2024	19:27	52.0		52.8	50.0
14/09/2024	19:32	53.2		54.4	51.1
14/09/2024	19:37	52.6		53.5	50.3
14/09/2024	19:42	53.5	53.3	55.1	51.6
14/09/2024	19:47	53.4		54.3	51.6
14/09/2024	19:52	53.5		54.8	51.5
14/09/2024	19:57	53.5		55.1	51.3
14/09/2024	20:02	53.6		54.4	51.8
14/09/2024	20:07	54.2		55.9	52.1
14/09/2024	20:12	52.8	54.4	54.8	50.1
14/09/2024	20:17	53.3		56.6	50.0
14/09/2024	20:22	54.3		55.7	51.5
14/09/2024	20:27	57.0		60.1	51.8
14/09/2024	20:32	53.3		54.5	51.6
14/09/2024	20:37	52.4		54.1	49.6
14/09/2024	20:42	52.0	52.4	53.3	50.0
14/09/2024	20:47	52.1		53.6	49.8
14/09/2024	20:52	52.3		54.6	48.5
14/09/2024	20:57	52.1		53.3	50.2
14/09/2024	21:02	52.9		54.8	49.8
14/09/2024	21:07	51.7		53.2	48.6
14/09/2024	21:12	51.0	51.4	52.8	48.2
14/09/2024	21:17	50.2		51.4	48.0
14/09/2024	21:22	51.0		52.4	47.7
14/09/2024	21:27	51.1		52.7	47.9
14/09/2024	21:32	50.1		50.5	47.4
14/09/2024	21:37	50.9		52.3	48.2
14/09/2024	21:42	51.2	51.1	52.4	47.3
14/09/2024	21:47	51.5		52.3	48.5
14/09/2024	21:52	52.1		53.4	48.5
14/09/2024	21:57	50.6		52.2	48.1
14/09/2024	22:02	51.5		53.3	49.1
14/09/2024	22:07	52.4		54.3	49.7
14/09/2024	22:12	50.4	51.7	52.2	47.3
14/09/2024	22:17	50.9		52.1	47.2
14/09/2024	22:22	51.6		53.4	47.6
14/09/2024	22:27	53.0		56.8	49.2
14/09/2024	22:32	52.2		53.9	49.1
14/09/2024	22:37	51.2		52.6	48.6
14/09/2024	22:42	52.1	51.7	53.5	49.9
14/09/2024	22:47	51.7		52.7	49.5
14/09/2024	22:52	51.9		54.1	48.2
14/09/2024	22:57	51.2		52.0	48.3
		Mean	52.3		
		Maximum	54.4		
		Minimum	51.1		

Date	Start Time	Leq (5mins)	Leq (30mins)	L10 (5mins)	L90 (5mins)
15/09/2024	19:02	50.1		51.1	46.5
15/09/2024	19:07	51.6		53.1	48.2
15/09/2024	19:12	51.4	51.3	52.4	49.0
15/09/2024	19:17	51.0		51.9	47.5
15/09/2024	19:22	49.0		50.5	46.9
15/09/2024	19:27	53.4		54.2	52.1
15/09/2024	19:32	52.6		54.8	48.2
15/09/2024	19:37	50.3		52.9	46.0
15/09/2024	19:42	50.5	50.6	53.5	46.2
15/09/2024	19:47	50.6		52.0	46.3
15/09/2024	19:52	48.4		50.0	46.7
15/09/2024	19:57	49.9		51.5	45.8
15/09/2024	20:02	51.1		53.2	47.3
15/09/2024	20:07	52.1		54.8	47.2
15/09/2024	20:12	50.5	50.9	51.8	46.7
15/09/2024	20:17	51.5		52.4	47.8
15/09/2024	20:22	49.8		51.2	47.7
15/09/2024	20:27	50.0		51.7	46.4
15/09/2024	20:32	50.5		52.4	47.1
15/09/2024	20:37	50.7		51.8	47.9
15/09/2024	20:42	51.4	50.8	52.6	48.3
15/09/2024	20:47	50.8		52.2	47.9
15/09/2024	20:52	50.6		51.1	49.2
15/09/2024	20:57	50.7		51.4	49.4
15/09/2024	21:02	52.2		54.3	49.6
15/09/2024	21:07	51.3		52.7	49.0
15/09/2024	21:12	52.0	51.8	52.8	49.5
15/09/2024	21:17	52.1		54.0	50.2
15/09/2024	21:22	51.6		52.3	49.6
15/09/2024	21:27	51.6		53.2	49.2
15/09/2024	21:32	52.0		53.4	49.8
15/09/2024	21:37	52.6		52.9	50.6
15/09/2024	21:42	51.8	51.5	52.8	49.7
15/09/2024	21:47	51.1		51.9	49.5
15/09/2024	21:52	50.1		51.1	48.6
15/09/2024	21:57	51.2		54.0	48.4
15/09/2024	22:02	50.8		52.3	48.2
15/09/2024	22:07	50.9		52.3	47.0
15/09/2024	22:12	50.7	51.4	51.7	48.7
15/09/2024	22:17	52.1		53.4	49.8
15/09/2024	22:22	52.0		53.3	49.6
15/09/2024	22:27	51.6		52.3	50.0
15/09/2024	22:32	51.3		52.5	48.9
15/09/2024	22:37	50.9		51.6	48.6
15/09/2024	22:42	51.4	51.6	52.6	48.4
15/09/2024	22:47	52.6		53.3	50.5
15/09/2024	22:52	51.1		51.7	49.3
15/09/2024	22:57	52.2		52.7	49.9
		Mean	51.2		
		Maximum	51.8		
		Minimum	50.6		

Date	Start Time	Leq (5mins)	Leq (30mins)	L10 (5mins)	L90 (5mins)
16/09/2024	19:02	64.1		65.5	61.2
16/09/2024	19:07	62.6		64.5	60.9
16/09/2024	19:12	63.9	63.9	66.2	60.8
16/09/2024	19:17	65.5		67.2	62.5
16/09/2024	19:22	62.9		64.3	61.1
16/09/2024	19:27	63.7		64.7	61.1
16/09/2024	19:32	62.9		63.6	59.9
16/09/2024	19:37	63.5		65.2	60.7
16/09/2024	19:42	64.3	63.6	66.0	61.8
16/09/2024	19:47	64.6		66.2	62.9
16/09/2024	19:52	63.6		65.1	60.8
16/09/2024	19:57	62.4		63.9	60.8
16/09/2024	20:02	61.9		63.2	60.0
16/09/2024	20:07	62.6		64.3	60.6
16/09/2024	20:12	60.4	60.2	62.3	56.6
16/09/2024	20:17	58.3		60.2	55.8
16/09/2024	20:22	57.3		59.1	55.6
16/09/2024	20:27	57.6		61.7	53.3
16/09/2024	20:32	59.7		61.9	55.5
16/09/2024	20:37	56.6		58.4	54.4
16/09/2024	20:42	57.0	57.5	58.6	54.4
16/09/2024	20:47	57.7		59.2	55.3
16/09/2024	20:52	56.8		59.3	53.8
16/09/2024	20:57	56.3		58.1	53.4
16/09/2024	21:02	54.2		55.7	52.5
16/09/2024	21:07	54.6		56.3	52.4
16/09/2024	21:12	54.5	55.1	57.0	51.8
16/09/2024	21:17	55.8		58.5	52.6
16/09/2024	21:22	55.4		57.1	52.7
16/09/2024	21:27	55.6		57.4	52.8
16/09/2024	21:32	58.5		61.8	54.1
16/09/2024	21:37	56.6		58.9	53.3
16/09/2024	21:42	58.4	58.0	61.1	53.8
16/09/2024	21:47	58.3		61.1	54.0
16/09/2024	21:52	57.4		59.9	53.2
16/09/2024	21:57	58.4		61.1	53.4
16/09/2024	22:02	56.0		58.6	51.5
16/09/2024	22:07	55.4		58.2	50.9
16/09/2024	22:12	53.6	54.4	55.8	49.3
16/09/2024	22:17	54.0		56.4	50.5
16/09/2024	22:22	53.0		55.1	48.3
16/09/2024	22:27	53.7		56.2	48.5
16/09/2024	22:32	53.4		55.6	49.7
16/09/2024	22:37	55.4		57.5	52.0
16/09/2024	22:42	54.2	53.6	56.6	49.5
16/09/2024	22:47	52.7		55.2	46.9
16/09/2024	22:52	53.4		55.6	50.0
16/09/2024	22:57	51.0		53.5	46.4
		Mean	58.3		
		Maximum	63.9		
		Minimum	53.6		

Station: CM28

Date	Start Time	Leq (5mins)	Leq (30mins)	L10 (5mins)	L90 (5mins)
17/09/2024	19:02	52.3		54.8	47.8
17/09/2024	19:07	53.5		57.1	50.5
17/09/2024	19:12	52.5	52.5	55.0	50.0
17/09/2024	19:17	52.7		56.0	49.9
17/09/2024	19:22	51.9		54.0	49.5
17/09/2024	19:27	52.0		53.8	49.0
17/09/2024	19:32	52.5		56.4	49.2
17/09/2024	19:37	50.8		51.5	47.4
17/09/2024	19:42	50.9	51.5	52.7	48.1
17/09/2024	19:47	51.6		54.2	48.0
17/09/2024	19:52	51.5		54.1	48.2
17/09/2024	19:57	51.6		55.4	48.0
17/09/2024	20:02	50.8		51.3	48.2
17/09/2024	20:07	51.4		54.6	47.9
17/09/2024	20:12	50.7	51.2	51.8	47.9
17/09/2024	20:17	51.9		55.6	48.2
17/09/2024	20:22	51.3		55.8	46.7
17/09/2024	20:27	50.9		52.6	46.2
17/09/2024	20:32	51.3		56.1	46.9
17/09/2024	20:37	49.2		49.6	47.3
17/09/2024	20:42	52.2	51.4	57.1	47.2
17/09/2024	20:47	51.2		52.3	48.7
17/09/2024	20:52	51.7		53.8	48.9
17/09/2024	20:57	52.2		54.2	48.5
17/09/2024	21:02	51.5		53.7	48.7
17/09/2024	21:07	49.4		49.5	47.2
17/09/2024	21:12	51.7	50.6	52.4	48.6
17/09/2024	21:17	49.9		50.1	48.3
17/09/2024	21:22	50.1		51.4	47.2
17/09/2024	21:27	50.2		51.3	47.2
17/09/2024	21:32	49.7		50.4	47.5
17/09/2024	21:37	50.1		50.9	46.7
17/09/2024	21:42	50.5	50.6	51.4	47.8
17/09/2024	21:47	50.1		51.0	48.0
17/09/2024	21:52	52.1		56.1	48.4
17/09/2024	21:57	50.5		51.7	47.9
17/09/2024	22:02	52.2		53.9	47.9
17/09/2024	22:07	50.4		51.4	47.9
17/09/2024	22:12	50.3	52.1	52.0	47.4
17/09/2024	22:17	51.8		55.0	47.5
17/09/2024	22:22	53.5		57.3	46.9
17/09/2024	22:27	53.3		55.6	49.3
17/09/2024	22:32	53.6		57.9	47.8
17/09/2024	22:37	57.0		59.7	47.9
17/09/2024	22:42	52.4	53.1	54.8	49.3
17/09/2024	22:47	50.9		51.9	47.8
17/09/2024	22:52	49.9		51.2	44.6
17/09/2024	22:57	49.5		50.8	45.7
		Mean	51.6		
		Maximum	53.1		
		Minimum	50.6		

Date	Start Time	Leq (5mins)	Leq (30mins)	L10 (5mins)	L90 (5mins)
18/09/2024	19:02	49.5		51.2	46.2
18/09/2024	19:07	53.0		53.3	51.3
18/09/2024	19:12	53.2	52.6	53.8	51.9
18/09/2024	19:17	53.4		53.5	51.9
18/09/2024	19:22	52.7		53.1	51.4
18/09/2024	19:27	52.6		53.0	50.6
18/09/2024	19:32	51.6		52.3	50.9
18/09/2024	19:37	52.6		53.8	50.9
18/09/2024	19:42	52.4	52.1	53.2	50.6
18/09/2024	19:47	52.1		52.3	50.3
18/09/2024	19:52	51.8		52.3	50.0
18/09/2024	19:57	51.9		52.2	50.4
18/09/2024	20:02	51.1		51.5	50.6
18/09/2024	20:07	52.2		53.1	50.6
18/09/2024	20:12	52.7	52.1	54.4	50.8
18/09/2024	20:17	52.3		53.6	51.0
18/09/2024	20:22	52.9		53.0	49.3
18/09/2024	20:27	50.8		51.6	48.6
18/09/2024	20:32	49.5		50.4	48.0
18/09/2024	20:37	51.9		53.9	49.3
18/09/2024	20:42	51.1	51.1	52.2	49.0
18/09/2024	20:47	50.8		51.5	48.9
18/09/2024	20:52	52.3		54.8	49.5
18/09/2024	20:57	50.6		50.8	48.0
18/09/2024	21:02	48.0		48.9	47.0
18/09/2024	21:07	49.4		49.6	46.4
18/09/2024	21:12	50.1	49.7	51.9	46.1
18/09/2024	21:17	49.6		50.8	46.9
18/09/2024	21:22	50.7		51.3	46.9
18/09/2024	21:27	50.0		52.3	46.5
18/09/2024	21:32	49.2		50.1	47.3
18/09/2024	21:37	50.2		52.1	47.5
18/09/2024	21:42	51.4	50.7	54.8	47.5
18/09/2024	21:47	51.9		55.3	48.7
18/09/2024	21:52	50.7		50.8	49.0
18/09/2024	21:57	50.3		50.8	48.3
18/09/2024	22:02	51.0		51.6	48.6
18/09/2024	22:07	51.6		52.5	48.9
18/09/2024	22:12	51.4	52.1	51.8	50.0
18/09/2024	22:17	54.2		56.3	50.2
18/09/2024	22:22	51.2		52.0	50.0
18/09/2024	22:27	52.3		53.6	49.9
18/09/2024	22:32	51.0		51.7	49.5
18/09/2024	22:37	51.1		52.1	49.1
18/09/2024	22:42	52.3	51.3	54.7	49.1
18/09/2024	22:47	51.0		51.4	48.4
18/09/2024	22:52	51.5		52.5	49.2
18/09/2024	22:57	51.0		51.2	49.5
		Mean	51.5		
		Maximum	52.6		
		Minimum	49.7		

Date	Start Time	Leq (5mins)	Leq (30mins)	L10 (5mins)	L90 (5mins)
19/09/2024	19:04	52.0		53.1	49.8
19/09/2024	19:09	52.6		55.9	49.1
19/09/2024	19:14	54.0	52.9	58.4	50.0
19/09/2024	19:19	52.3		54.1	49.5
19/09/2024	19:24	53.0		56.6	50.2
19/09/2024	19:29	53.0		56.3	49.9
19/09/2024	19:34	52.5		54.6	50.3
19/09/2024	19:39	52.7		55.5	50.5
19/09/2024	19:44	52.4	53.2	53.4	50.6
19/09/2024	19:49	53.1		55.6	51.0
19/09/2024	19:54	52.8		53.8	50.7
19/09/2024	19:59	55.0		57.6	53.1
19/09/2024	20:04	53.7		56.2	50.9
19/09/2024	20:09	53.0		55.3	49.9
19/09/2024	20:14	53.3	54.1	55.4	51.4
19/09/2024	20:19	54.2		54.9	51.2
19/09/2024	20:24	54.7		56.2	53.4
19/09/2024	20:29	55.1		56.4	53.3
19/09/2024	20:34	55.7		56.6	54.6
19/09/2024	20:39	56.0		58.1	54.4
19/09/2024	20:44	55.3	55.8	56.0	54.5
19/09/2024	20:49	56.1		57.9	54.8
19/09/2024	20:54	55.8		55.9	53.5
19/09/2024	20:59	55.7		56.3	53.7
19/09/2024	21:04	56.1		57.6	54.5
19/09/2024	21:09	55.6		56.0	54.3
19/09/2024	21:14	55.2	55.2	55.6	54.1
19/09/2024	21:19	54.7		55.3	53.4
19/09/2024	21:24	54.5		55.0	53.4
19/09/2024	21:29	54.7		55.1	53.4
19/09/2024	21:34	54.7		55.6	53.3
19/09/2024	21:39	54.7		55.5	53.6
19/09/2024	21:44	54.1	54.1	54.2	53.3
19/09/2024	21:49	54.4		54.5	52.8
19/09/2024	21:54	52.9		53.5	50.4
19/09/2024	21:59	53.7		54.2	52.7
19/09/2024	22:04	54.4		55.2	53.2
19/09/2024	22:09	53.3		54.7	50.5
19/09/2024	22:14	52.9	54.3	53.9	51.1
19/09/2024	22:19	54.8		55.2	53.7
19/09/2024	22:24	54.5		55.4	52.4
19/09/2024	22:29	55.5		56.0	54.3
19/09/2024	22:34	55.0		55.7	53.5
19/09/2024	22:39	55.6		56.3	53.6
19/09/2024	22:44	54.8	54.6	55.7	53.2
19/09/2024	22:49	54.5		55.0	53.2
19/09/2024	22:54	54.0		54.5	53.1
19/09/2024	22:59	53.2		54.5	51.7
		Mean	54.3		
		Maximum	55.8		
		Minimum	52.9		

Station: CM28

Date	Start Time	Leq (5mins)	Leq (30mins)	L10 (5mins)	L90 (5mins)
20/09/2024	19:04	50.0		51.0	48.7
20/09/2024	19:09	50.0		51.2	48.5
20/09/2024	19:14	49.5	50.4	50.5	48.2
20/09/2024	19:19	50.2		52.2	48.2
20/09/2024	19:24	52.2		55.0	48.6
20/09/2024	19:29	50.2		51.5	48.5
20/09/2024	19:34	52.7		54.8	48.7
20/09/2024	19:39	49.6		51.0	48.0
20/09/2024	19:44	50.7	52.1	53.2	48.2
20/09/2024	19:49	53.1		53.2	48.3
20/09/2024	19:54	51.9		52.8	48.6
20/09/2024	19:59	53.2		53.9	51.3
20/09/2024	20:04	52.5		53.3	50.6
20/09/2024	20:09	51.1		51.6	50.2
20/09/2024	20:14	50.6	51.0	51.3	49.8
20/09/2024	20:19	50.5		51.1	49.9
20/09/2024	20:24	50.5		51.2	49.9
20/09/2024	20:29	50.4		50.9	49.9
20/09/2024	20:34	50.5		51.1	49.9
20/09/2024	20:39	51.0		51.6	50.2
20/09/2024	20:44	51.7	50.9	51.8	49.9
20/09/2024	20:49	51.0		51.3	50.1
20/09/2024	20:54	50.7		51.4	50.2
20/09/2024	20:59	50.5		51.0	50.0
20/09/2024	21:04	51.9		53.0	50.5
20/09/2024	21:09	50.9		51.5	50.1
20/09/2024	21:14	50.4	50.7	51.1	49.7
20/09/2024	21:19	51.0		51.7	49.4
20/09/2024	21:24	48.6		49.3	47.4
20/09/2024	21:29	51.0		51.5	47.6
20/09/2024	21:34	48.9		50.0	47.5
20/09/2024	21:39	48.8		49.9	47.2
20/09/2024	21:44	49.0	48.5	50.1	47.8
20/09/2024	21:49	48.6		50.0	47.1
20/09/2024	21:54	48.1		48.8	47.2
20/09/2024	21:59	47.4		48.4	46.3
20/09/2024	22:04	47.8		48.8	46.7
20/09/2024	22:09	47.6		48.8	46.5
20/09/2024	22:14	47.3	47.3	48.1	46.3
20/09/2024	22:19	47.1		47.6	46.6
20/09/2024	22:24	46.3		47.0	45.6
20/09/2024	22:29	47.3		48.0	46.7
20/09/2024	22:34	46.9		47.6	45.9
20/09/2024	22:39	47.3		47.9	46.6
20/09/2024	22:44	46.7	47.6	47.4	45.7
20/09/2024	22:49	46.8		47.7	46.1
20/09/2024	22:54	48.3		49.4	46.7
20/09/2024	22:59	49.0		49.8	46.3
		Mean	49.8		
		Maximum	52.1		
		Minimum	47.3		

Date	Start Time	Leq (5mins)	Leq (30mins)	L10 (5mins)	L90 (5mins)
21/09/2024	19:04	46.6		47.4	45.9
21/09/2024	19:09	47.9		49.1	46.0
21/09/2024	19:14	59.1	53.8	59.5	58.6
21/09/2024	19:19	54.0		59.5	48.4
21/09/2024	19:24	49.4		50.5	48.3
21/09/2024	19:29	52.3		56.5	48.6
21/09/2024	19:34	49.9		51.1	48.7
21/09/2024	19:39	49.7		50.5	48.6
21/09/2024	19:44	48.8	53.8	49.2	48.3
21/09/2024	19:49	58.0		59.5	48.3
21/09/2024	19:54	56.8		59.9	46.0
21/09/2024	19:59	46.9		48.0	45.9
21/09/2024	20:04	47.6		48.6	46.3
21/09/2024	20:09	46.8		47.5	45.5
21/09/2024	20:14	46.3	52.9	47.4	45.4
21/09/2024	20:19	45.8		46.2	44.5
21/09/2024	20:24	58.8		59.2	58.1
21/09/2024	20:29	53.3		59.1	44.7
21/09/2024	20:34	47.2		48.2	45.8
21/09/2024	20:39	47.0		49.1	43.8
21/09/2024	20:44	53.0	52.3	55.6	47.8
21/09/2024	20:49	49.1		51.6	45.5
21/09/2024	20:54	50.6		54.0	44.7
21/09/2024	20:59	57.2		59.0	46.2
21/09/2024	21:04	57.1		59.6	46.3
21/09/2024	21:09	45.4		46.2	44.5
21/09/2024	21:14	44.9	53.0	46.2	43.6
21/09/2024	21:19	43.9		45.0	43.0
21/09/2024	21:24	44.9		45.1	43.1
21/09/2024	21:29	57.5		59.2	43.6
21/09/2024	21:34	56.7		59.6	43.8
21/09/2024	21:39	44.9		45.5	43.3
21/09/2024	21:44	46.8	50.2	48.5	44.5
21/09/2024	21:49	45.4		47.9	43.1
21/09/2024	21:54	43.9		44.9	42.5
21/09/2024	21:59	44.7		46.0	42.7
21/09/2024	22:04	59.1		59.5	58.6
21/09/2024	22:09	53.0		59.6	42.2
21/09/2024	22:14	43.7	55.5	44.8	42.4
21/09/2024	22:19	44.6		45.1	42.4
21/09/2024	22:24	53.9		59.5	43.1
21/09/2024	22:29	59.2		59.6	59.0
21/09/2024	22:34	44.2		44.8	43.2
21/09/2024	22:39	43.6		44.2	43.0
21/09/2024	22:44	43.3	52.8	44.0	42.7
21/09/2024	22:49	44.3		45.8	43.2
21/09/2024	22:54	55.6		59.1	43.2
21/09/2024	22:59	58.3		59.7	45.2
		Mean	53.0		
		Maximum	55.5		
		Minimum	50.2		

Date	Start Time	Leq (5mins)	Leq (30mins)	L10 (5mins)	L90 (5mins)
22/09/2024	19:04	50.0		51.1	48.9
22/09/2024	19:09	49.8		50.7	48.8
22/09/2024	19:14	50.1	49.8	51.1	49.0
22/09/2024	19:19	49.4		50.4	48.4
22/09/2024	19:24	49.5		50.4	48.6
22/09/2024	19:29	49.8		50.5	49.0
22/09/2024	19:34	49.5		50.5	48.5
22/09/2024	19:39	49.3		50.2	48.3
22/09/2024	19:44	49.9	49.6	51.1	49.1
22/09/2024	19:49	49.1		50.2	48.0
22/09/2024	19:54	49.0		50.0	48.0
22/09/2024	19:59	50.8		51.3	48.7
22/09/2024	20:04	49.2		50.0	48.3
22/09/2024	20:09	48.9		49.6	47.8
22/09/2024	20:14	49.2	49.1	49.8	48.4
22/09/2024	20:19	49.3		50.0	48.5
22/09/2024	20:24	48.8		49.5	48.0
22/09/2024	20:29	49.1		50.2	48.0
22/09/2024	20:34	49.3		50.0	48.4
22/09/2024	20:39	49.0		50.1	47.9
22/09/2024	20:44	48.9	49.1	49.9	47.9
22/09/2024	20:49	49.3		50.1	48.4
22/09/2024	20:54	49.1		50.0	48.1
22/09/2024	20:59	49.1		49.9	48.0
22/09/2024	21:04	49.4		50.1	48.3
22/09/2024	21:09	48.9		49.7	48.0
22/09/2024	21:14	48.3	48.8	49.1	47.6
22/09/2024	21:19	48.5		49.2	47.8
22/09/2024	21:24	49.1		49.9	48.2
22/09/2024	21:29	48.7		49.5	47.8
22/09/2024	21:34	48.7		49.7	47.8
22/09/2024	21:39	49.1		49.9	48.2
22/09/2024	21:44	48.9	49.0	49.8	47.9
22/09/2024	21:49	48.9		49.8	47.8
22/09/2024	21:54	49.0		49.9	48.1
22/09/2024	21:59	49.5		50.2	48.7
22/09/2024	22:04	49.1		49.8	48.4
22/09/2024	22:09	49.0		49.7	48.3
22/09/2024	22:14	48.5	48.6	49.2	47.7
22/09/2024	22:19	48.2		48.9	47.5
22/09/2024	22:24	48.3		49.0	47.5
22/09/2024	22:29	48.3		48.8	47.7
22/09/2024	22:34	47.8		48.3	47.1
22/09/2024	22:39	47.7		48.2	47.0
22/09/2024	22:44	48.4	48.2	49.0	47.7
22/09/2024	22:49	48.7		49.3	47.7
22/09/2024	22:54	48.4		49.1	47.6
22/09/2024	22:59	48.4		48.9	47.7
		Mean	49.0		
		Maximum	49.8		
		Minimum	48.2		

Station: CM28

Date	Start Time	Leq (5mins)	Leq (30mins)	L10 (5mins)	L90 (5mins)
23/09/2024	19:04	46.8		48.5	43.9
23/09/2024	19:09	45.5		47.6	42.8
23/09/2024	19:14	44.3	45.8	45.4	42.7
23/09/2024	19:19	45.0		47.4	42.1
23/09/2024	19:24	45.5		47.3	43.1
23/09/2024	19:29	47.0		50.7	42.2
23/09/2024	19:34	45.1		46.9	43.2
23/09/2024	19:39	45.3		47.5	43.3
23/09/2024	19:44	44.0	44.8	46.1	41.5
23/09/2024	19:49	45.0		47.2	42.4
23/09/2024	19:54	45.0		46.8	42.9
23/09/2024	19:59	44.1		45.6	41.8
23/09/2024	20:04	45.3		47.3	42.7
23/09/2024	20:09	46.5		48.4	43.0
23/09/2024	20:14	47.0	46.6	49.5	43.6
23/09/2024	20:19	49.2		52.4	42.2
23/09/2024	20:24	44.1		46.2	41.4
23/09/2024	20:29	45.6		47.9	42.1
23/09/2024	20:34	45.4		47.5	42.5
23/09/2024	20:39	45.8		49.2	40.8
23/09/2024	20:44	42.7	44.7	44.2	40.7
23/09/2024	20:49	43.9		46.0	41.4
23/09/2024	20:54	44.9		47.0	41.9
23/09/2024	20:59	44.8		48.0	41.2
23/09/2024	21:04	42.6		44.4	40.9
23/09/2024	21:09	44.3		46.6	41.4
23/09/2024	21:14	43.6	43.5	45.3	41.6
23/09/2024	21:19	43.4		45.1	41.3
23/09/2024	21:24	43.3		45.4	41.0
23/09/2024	21:29	43.5		45.0	41.7
23/09/2024	21:34	44.2		46.2	41.3
23/09/2024	21:39	45.1		47.3	41.7
23/09/2024	21:44	45.6	45.0	47.3	43.2
23/09/2024	21:49	44.7		46.7	42.5
23/09/2024	21:54	44.9		46.6	42.7
23/09/2024	21:59	45.3		46.6	43.3
23/09/2024	22:04	45.2		46.8	43.2
23/09/2024	22:09	45.4		47.3	43.5
23/09/2024	22:14	46.2	45.7	47.6	44.0
23/09/2024	22:19	46.1		47.7	44.0
23/09/2024	22:24	45.4		46.8	43.7
23/09/2024	22:29	45.8		47.3	44.0
23/09/2024	22:34	46.7		48.5	44.3
23/09/2024	22:39	47.7		49.7	45.6
23/09/2024	22:44	47.0	46.7	48.7	44.4
23/09/2024	22:49	46.5		48.1	44.1
23/09/2024	22:54	46.3		48.1	44.3
23/09/2024	22:59	45.8		47.3	43.8
		Mean	45.3		
		Maximum	46.7		
		Minimum	43.5		

Date	Start Time	Leq (5mins)	Leq (30mins)	L10 (5mins)	L90 (5mins)
24/09/2024	19:04	52.5		54.6	50.5
24/09/2024	19:09	53.9		55.7	51.3
24/09/2024	19:14	52.8	52.9	54.2	51.0
24/09/2024	19:19	53.4		55.1	50.8
24/09/2024	19:24	52.7		54.3	50.4
24/09/2024	19:29	52.1		54.0	50.4
24/09/2024	19:34	53.5		55.5	51.7
24/09/2024	19:39	52.7		54.2	50.6
24/09/2024	19:44	51.4	52.0	52.6	50.2
24/09/2024	19:49	51.5		52.6	50.3
24/09/2024	19:54	51.8		53.2	50.5
24/09/2024	19:59	50.7		51.5	49.7
24/09/2024	20:04	52.7		53.0	50.2
24/09/2024	20:09	52.6		54.1	51.0
24/09/2024	20:14	51.6	52.7	53.1	49.6
24/09/2024	20:19	53.5		55.3	51.4
24/09/2024	20:24	51.9		53.2	50.3
24/09/2024	20:29	53.3		55.6	50.3
24/09/2024	20:34	52.8		54.7	50.6
24/09/2024	20:39	52.2		54.1	50.0
24/09/2024	20:44	52.9	51.9	53.5	50.3
24/09/2024	20:49	50.8		51.9	49.7
24/09/2024	20:54	50.4		51.4	49.5
24/09/2024	20:59	51.8		53.4	49.9
24/09/2024	21:04	52.4		53.9	50.4
24/09/2024	21:09	51.3		53.0	49.6
24/09/2024	21:14	52.2	52.1	53.7	50.4
24/09/2024	21:19	52.4		54.2	50.5
24/09/2024	21:24	52.5		54.3	50.3
24/09/2024	21:29	51.8		53.0	50.0
24/09/2024	21:34	52.6		54.4	50.5
24/09/2024	21:39	52.2		54.0	50.3
24/09/2024	21:44	52.9	52.2	54.7	50.8
24/09/2024	21:49	52.2		54.0	50.4
24/09/2024	21:54	51.2		52.0	50.0
24/09/2024	21:59	52.0		53.6	50.0
24/09/2024	22:04	50.8		52.0	49.6
24/09/2024	22:09	51.6		53.3	49.6
24/09/2024	22:14	51.1	51.6	52.3	49.7
24/09/2024	22:19	51.0		52.4	49.5
24/09/2024	22:24	52.3		53.9	50.1
24/09/2024	22:29	52.5		55.7	49.1
24/09/2024	22:34	49.6		50.7	48.7
24/09/2024	22:39	50.3		51.8	49.0
24/09/2024	22:44	49.8	50.0	51.2	48.7
24/09/2024	22:49	49.6		50.7	48.7
24/09/2024	22:54	50.0		50.8	48.5
24/09/2024	22:59	50.5		51.6	49.2
		Mean	51.9		
		Maximum	52.9		
		Minimum	50.0		

Date	Start Time	Leq (5mins)	Leq (30mins)	L10 (5mins)	L90 (5mins)
25/09/2024	19:04	46.1		47.2	45.0
25/09/2024	19:09	50.3		52.0	45.6
25/09/2024	19:14	58.0	52.4	58.4	57.4
25/09/2024	19:19	50.8		58.0	45.9
25/09/2024	19:24	47.9		48.8	45.7
25/09/2024	19:29	48.9		51.8	45.5
25/09/2024	19:34	47.3		47.9	44.9
25/09/2024	19:39	47.9		50.1	45.5
25/09/2024	19:44	47.2	52.2	49.4	44.6
25/09/2024	19:49	46.0		46.8	45.2
25/09/2024	19:54	54.5		57.9	45.5
25/09/2024	19:59	57.1		58.4	47.3
25/09/2024	20:04	47.4		48.5	45.7
25/09/2024	20:09	49.4		50.8	48.2
25/09/2024	20:14	47.3	47.5	49.2	45.6
25/09/2024	20:19	47.1		48.1	46.1
25/09/2024	20:24	46.7		47.7	45.6
25/09/2024	20:29	46.6		47.9	45.1
25/09/2024	20:34	52.9		57.6	45.0
25/09/2024	20:39	58.0		58.6	57.7
25/09/2024	20:44	46.4	52.2	47.7	44.7
25/09/2024	20:49	45.9		46.8	44.6
25/09/2024	20:54	46.2		46.8	45.0
25/09/2024	20:59	45.6		46.4	44.8
25/09/2024	21:04	47.2		49.1	44.9
25/09/2024	21:09	47.0		48.7	45.2
25/09/2024	21:14	46.4	47.0	48.4	44.4
25/09/2024	21:19	47.4		48.9	45.3
25/09/2024	21:24	46.4		48.0	44.9
25/09/2024	21:29	47.4		48.5	45.7
25/09/2024	21:34	45.7		47.2	44.4
25/09/2024	21:39	57.5		58.7	46.0
25/09/2024	21:44	54.0	52.1	58.4	46.2
25/09/2024	21:49	46.0		46.9	45.0
25/09/2024	21:54	45.7		46.4	45.0
25/09/2024	21:59	46.4		47.5	45.2
25/09/2024	22:04	46.3		47.1	45.4
25/09/2024	22:09	46.0		46.8	45.1
25/09/2024	22:14	46.0	46.6	47.1	44.8
25/09/2024	22:19	45.5		46.2	44.5
25/09/2024	22:24	48.7		51.5	44.5
25/09/2024	22:29	46.5		47.7	45.4
25/09/2024	22:34	46.4		47.5	45.3
25/09/2024	22:39	47.0		48.3	45.2
25/09/2024	22:44	46.3	47.5	47.1	45.0
25/09/2024	22:49	46.7		48.1	45.2
25/09/2024	22:54	47.7		49.3	45.9
25/09/2024	22:59	49.7		51.9	44.8
		Mean	49.7		
		Maximum	52.4		
		Minimum	46.6		

Station: CM28

Date	Start Time	Leq (5mins)	Leq (30mins)	L10 (5mins)	L90 (5mins)
26/09/2024	19:04	49.2	47.9	51.1	47.0
26/09/2024	19:09	48.1		49.5	46.4
26/09/2024	19:14	48.5		50.0	44.8
26/09/2024	19:19	47.8		49.9	44.9
26/09/2024	19:24	45.8		47.4	44.1
26/09/2024	19:29	47.2		49.4	44.2
26/09/2024	19:34	46.0	47.6	48.5	43.7
26/09/2024	19:39	51.2		54.7	43.2
26/09/2024	19:44	49.3		52.6	43.8
26/09/2024	19:49	45.1		46.3	43.5
26/09/2024	19:54	44.2		45.8	42.2
26/09/2024	19:59	44.8		46.5	43.0
26/09/2024	20:04	45.9	48.5	48.3	42.1
26/09/2024	20:09	46.4		49.1	42.8
26/09/2024	20:14	50.8		53.8	47.7
26/09/2024	20:19	50.2		52.7	46.3
26/09/2024	20:24	49.4		50.3	44.0
26/09/2024	20:29	45.4		46.2	44.5
26/09/2024	20:34	47.7	49.0	50.2	44.0
26/09/2024	20:39	47.3		49.6	44.8
26/09/2024	20:44	48.6		52.7	44.3
26/09/2024	20:49	46.0		48.0	43.9
26/09/2024	20:54	52.9		57.5	44.3
26/09/2024	20:59	47.6		50.1	45.2
26/09/2024	21:04	45.7	53.4	47.6	44.0
26/09/2024	21:09	46.7		48.5	45.3
26/09/2024	21:14	49.0		52.4	44.8
26/09/2024	21:19	51.2		56.5	43.0
26/09/2024	21:24	60.0		65.0	44.4
26/09/2024	21:29	44.9		45.5	43.6
26/09/2024	21:34	55.9	50.3	61.3	44.7
26/09/2024	21:39	47.0		51.8	44.9
26/09/2024	21:44	46.0		48.1	43.6
26/09/2024	21:49	48.1		51.5	44.0
26/09/2024	21:54	45.9		46.9	44.6
26/09/2024	21:59	48.0		49.9	45.5
26/09/2024	22:04	48.2	47.7	50.2	44.4
26/09/2024	22:09	48.3		50.6	44.8
26/09/2024	22:14	48.5		50.0	45.8
26/09/2024	22:19	46.8		48.5	43.8
26/09/2024	22:24	45.9		47.8	43.1
26/09/2024	22:29	48.0		51.0	44.1
26/09/2024	22:34	46.1	44.9	48.9	43.2
26/09/2024	22:39	45.3		47.5	42.9
26/09/2024	22:44	43.2		44.9	41.0
26/09/2024	22:49	45.4		48.0	42.0
26/09/2024	22:54	43.6		45.1	41.3
26/09/2024	22:59	45.2		47.2	42.9
		Mean	48.7		
		Maximum	53.4		
		Minimum	44.9		

Date	Start Time	Leq (5mins)	Leq (30mins)	L10 (5mins)	L90 (5mins)
27/09/2024	19:04	49.7	49.2	50.2	48.6
27/09/2024	19:09	49.4		51.0	48.1
27/09/2024	19:14	49.1		49.9	48.2
27/09/2024	19:19	49.5		50.5	48.2
27/09/2024	19:24	49.1		50.2	47.9
27/09/2024	19:29	48.6		49.3	47.8
27/09/2024	19:34	48.4	48.4	49.3	47.5
27/09/2024	19:39	48.2		48.9	47.3
27/09/2024	19:44	48.4		49.3	47.3
27/09/2024	19:49	47.9		48.9	46.9
27/09/2024	19:54	48.9		50.4	47.2
27/09/2024	19:59	48.6		49.6	47.4
27/09/2024	20:04	51.7	49.7	55.1	48.9
27/09/2024	20:09	50.1		51.8	48.2
27/09/2024	20:14	49.2		50.1	47.4
27/09/2024	20:19	48.8		49.2	47.4
27/09/2024	20:24	48.8		50.9	47.4
27/09/2024	20:29	48.9		50.4	47.7
27/09/2024	20:34	50.2	49.6	52.1	47.4
27/09/2024	20:39	48.7		49.4	47.8
27/09/2024	20:44	51.2		54.0	48.1
27/09/2024	20:49	49.3		50.7	47.9
27/09/2024	20:54	49.8		53.6	47.5
27/09/2024	20:59	47.9		48.5	47.2
27/09/2024	21:04	48.9	51.2	50.8	47.4
27/09/2024	21:09	49.1		52.1	47.0
27/09/2024	21:14	54.9		59.4	47.2
27/09/2024	21:19	47.7		48.8	46.9
27/09/2024	21:24	53.0		57.3	47.1
27/09/2024	21:29	48.6		48.8	46.8
27/09/2024	21:34	48.0	48.7	48.9	47.0
27/09/2024	21:39	48.7		49.8	47.3
27/09/2024	21:44	47.9		48.7	47.1
27/09/2024	21:49	49.1		50.5	47.8
27/09/2024	21:54	49.2		50.3	47.7
27/09/2024	21:59	49.3		51.3	47.6
27/09/2024	22:04	48.9	49.2	49.8	47.8
27/09/2024	22:09	48.6		49.4	47.7
27/09/2024	22:14	49.2		51.6	47.3
27/09/2024	22:19	49.7		52.1	47.4
27/09/2024	22:24	49.3		52.1	46.8
27/09/2024	22:29	49.4		52.0	47.0
27/09/2024	22:34	49.6	48.1	52.0	46.7
27/09/2024	22:39	48.3		50.9	46.7
27/09/2024	22:44	47.4		47.9	46.7
27/09/2024	22:49	47.4		48.1	46.5
27/09/2024	22:54	48.0		49.0	46.9
27/09/2024	22:59	47.4		48.1	46.6
		Mean	49.3		
		Maximum	51.2		
		Minimum	48.1		

Summary of Noise Monitoring Results during 19:00 - 23:00 at CM28	
	Leq (30mins)
Mean	51.1
Maximum	63.9
Minimum	43.5

Station: CM28

Date	Start Time	Leq (5mins)	Leq (30mins)	L10 (5mins)	L90 (5mins)
14/09/2024	23:02	49.8	50.8	50.7	46.9
14/09/2024	23:07	51.1		52.4	47.8
14/09/2024	23:12	49.9		50.8	47.3
14/09/2024	23:17	49.7		50.1	47.6
14/09/2024	23:22	51.6		53.0	48.7
14/09/2024	23:27	50.9		52.0	48.5
14/09/2024	23:32	51.5	50.6	52.2	49.6
14/09/2024	23:37	51.3		51.6	49.4
14/09/2024	23:42	51.8		53.5	48.8
14/09/2024	23:47	50.2		52.1	47.1
14/09/2024	23:52	49.9		52.3	45.9
14/09/2024	23:57	47.1		47.4	44.0
		Mean	50.7		
		Maximum	50.8		
		Minimum	50.6		

Date	Start Time	Leq (5mins)	Leq (30mins)	L10 (5mins)	L90 (5mins)
15/09/2024	0:02	50.1	49.1	50.5	45.9
15/09/2024	0:07	48.7		49.0	45.5
15/09/2024	0:12	49.0		50.2	45.2
15/09/2024	0:17	49.1		50.7	45.7
15/09/2024	0:22	46.6		47.6	45.6
15/09/2024	0:27	50.0		50.5	45.1
15/09/2024	0:32	49.7	50.0	50.6	46.1
15/09/2024	0:37	47.9		49.0	45.8
15/09/2024	0:42	52.4		53.7	47.3
15/09/2024	0:47	50.8		53.2	47.1
15/09/2024	0:52	48.5		49.8	46.3
15/09/2024	0:57	49.2		49.4	47.1
15/09/2024	1:02	50.7	49.4	51.2	48.3
15/09/2024	1:07	49.6		51.1	48.4
15/09/2024	1:12	49.3		50.7	48.1
15/09/2024	1:17	49.3		50.1	48.2
15/09/2024	1:22	48.3		49.1	47.1
15/09/2024	1:27	48.9		49.5	48.4
15/09/2024	1:32	49.0	48.5	49.4	48.5
15/09/2024	1:37	48.9		49.4	48.5
15/09/2024	1:42	48.0		48.4	47.6
15/09/2024	1:47	48.7		49.5	48.0
15/09/2024	1:52	47.9		49.0	45.6
15/09/2024	1:57	48.3		49.1	47.5
15/09/2024	2:02	49.5	54.4	50.3	47.6
15/09/2024	2:07	55.4		55.8	54.9
15/09/2024	2:12	55.6		55.9	55.3
15/09/2024	2:17	55.9		56.2	55.7
15/09/2024	2:22	55.9		56.1	55.7
15/09/2024	2:27	48.3		55.9	42.1
15/09/2024	2:32	43.8	45.8	45.1	42.5
15/09/2024	2:37	44.5		46.3	42.7
15/09/2024	2:42	44.2		46.1	42.2
15/09/2024	2:47	45.1		46.6	42.5
15/09/2024	2:52	48.5		52.6	44.6
15/09/2024	2:57	46.8		47.9	45.5
15/09/2024	3:02	46.8	54.5	47.8	45.9
15/09/2024	3:07	45.4		46.8	44.1
15/09/2024	3:12	52.7		53.7	51.4
15/09/2024	3:17	56.6		57.3	53.7
15/09/2024	3:22	58.0		58.8	57.0
15/09/2024	3:27	55.0		58.1	47.8
15/09/2024	3:32	53.1	54.4	57.0	48.2
15/09/2024	3:37	57.2		57.6	56.9
15/09/2024	3:42	57.4		57.8	57.2
15/09/2024	3:47	54.6		57.5	45.6
15/09/2024	3:52	45.8		46.9	44.3
15/09/2024	3:57	45.0		46.1	42.9
15/09/2024	4:02	44.8	44.3	46.6	42.4
15/09/2024	4:07	42.7		44.5	41.0
15/09/2024	4:12	44.7		46.8	41.9
15/09/2024	4:17	45.8		45.9	44.0
15/09/2024	4:22	43.3		44.3	42.2
15/09/2024	4:27	43.6		44.4	42.5
15/09/2024	4:32	45.1	45.1	46.7	43.9
15/09/2024	4:37	45.0		46.1	43.1
15/09/2024	4:42	46.0		46.8	45.2
15/09/2024	4:47	45.9		47.1	44.6
15/09/2024	4:52	44.4		46.3	42.4
15/09/2024	4:57	43.9		45.0	42.7
15/09/2024	5:02	43.0	43.8	44.5	41.1
15/09/2024	5:07	46.6		46.8	42.7
15/09/2024	5:12	42.5		43.8	41.1
15/09/2024	5:17	43.6		44.4	42.7
15/09/2024	5:22	41.8		43.7	39.3
15/09/2024	5:27	43.5		46.2	40.0
15/09/2024	5:32	42.1	48.4	43.2	40.2
15/09/2024	5:37	46.3		51.2	38.6
15/09/2024	5:42	45.0		47.8	39.3
15/09/2024	5:47	46.4		49.3	41.4
15/09/2024	5:52	49.6		52.1	42.5
15/09/2024	5:57	52.7		56.8	45.1
15/09/2024	6:02	58.2	57.0	62.6	42.3
15/09/2024	6:07	57.1		61.1	42.2
15/09/2024	6:12	60.6		64.9	44.1
15/09/2024	6:17	53.7		57.5	43.0
15/09/2024	6:22	55.7		60.0	44.4
15/09/2024	6:27	49.8		52.6	43.2
15/09/2024	6:32	46.9	48.6	49.7	42.3
15/09/2024	6:37	49.3		51.5	42.7
15/09/2024	6:42	49.2		51.1	43.2
15/09/2024	6:47	47.9		49.2	42.8
15/09/2024	6:52	48.4		50.4	43.8
15/09/2024	6:57	49.3		51.0	43.3

Date	Start Time	Leq (5mins)	Leq (30mins)	L10 (5mins)	L90 (5mins)
16/09/2024	0:02	47.4	49.3	48.3	46.6
16/09/2024	0:07	49.2		49.4	45.5
16/09/2024	0:12	50.8		55.2	46.3
16/09/2024	0:17	50.1		51.4	46.6
16/09/2024	0:22	47.7		48.4	47.0
16/09/2024	0:27	49.8		50.8	47.7
16/09/2024	0:32	49.8	49.0	51.0	46.4
16/09/2024	0:37	48.5		49.5	46.3
16/09/2024	0:42	48.9		49.5	46.5
16/09/2024	0:47	49.7		50.7	47.2
16/09/2024	0:52	48.5		49.0	46.1
16/09/2024	0:57	48.2		49.0	46.2
16/09/2024	1:02	50.1	48.9	51.2	47.1
16/09/2024	1:07	48.8		49.1	46.9
16/09/2024	1:12	48.2		48.8	47.7
16/09/2024	1:17	48.6		49.3	47.9
16/09/2024	1:22	49.2		49.6	48.7
16/09/2024	1:27	48.3		48.9	47.3
16/09/2024	1:32	47.3	47.7	47.9	46.6
16/09/2024	1:37	47.3		48.1	46.5
16/09/2024	1:42	47.5		48.2	46.9
16/09/2024	1:47	47.4		47.9	46.9
16/09/2024	1:52	48.1		48.9	47.3
16/09/2024	1:57	48.6		49.3	47.5
16/09/2024	2:02	48.9	48.0	50.0	47.2
16/09/2024	2:07	48.0		48.4	47.1
16/09/2024	2:12	48.6		49.0	48.2
16/09/2024	2:17	47.7		48.4	46.9
16/09/2024	2:22	47.0		47.6	46.2
16/09/2024	2:27	47.2		47.6	46.7
16/09/2024	2:32	50.4	48.7	54.4	43.5
16/09/2024	2:37	47.1		47.7	46.5
16/09/2024	2:42	49.8		53.1	47.6
16/09/2024	2:47	47.7		48.1	47.2
16/09/2024	2:52	47.6		48.0	47.1
16/09/2024	2:57	48.3		49.9	47.1
16/09/2024	3:02	47.3	49.4	47.6	46.9
16/09/2024	3:07	47.3		47.7	46.8
16/09/2024	3:12	48.8		50.6	47.2
16/09/2024	3:17	53.7		54.9	51.4
16/09/2024	3:22	48.0		49.6	46.5
16/09/2024	3:27	46.1		46.8	44.9
16/09/2024	3:32	46.4	47.3	47.4	45.2
16/09/2024	3:37	45.8		46.7	44.6
16/09/2024	3:42	45.9		46.8	45.0
16/09/2024	3:47	47.7		48.7	46.4
16/09/2024	3:52	48.4		48.7	48.1
16/09/2024	3:57	48.7		49.6	47.9
16/09/2024	4:02	48.9	48.6	49.3	48.5
16/09/2024	4:07	48.6		48.8	48.3
16/09/2024	4:12	48.4		48.9	47.7
16/09/2024	4:17	48.8		49.2	48.3
16/09/2024	4:22	48.3		48.9	47.8
16/09/2024	4:27	48.3		48.6	47.9
16/09/2024	4:32	48.4	47.4	48.8	47.9
16/09/2024	4:37	48.1		48.8	47.5
16/09/2024	4:42	47.7		48.1	47.4
16/09/2024	4:47	46.8		47.4	46.2
16/09/2024	4:52	46.9		47.4	46.3
16/09/2024	4:57	45.8		46.5	44.2
16/09/2024	5:02	47.0	46.1	47.8	44.0
16/09/2024	5:07	47.1		47.5	45.0
16/09/2024	5:12	46.1		47.0	45.3
16/09/2024	5:17	46.3		46.7	45.8
16/09/2024	5:22	44.4		45.5	42.9
16/09/2024	5:27	45.3		46.2	44.2
16/09/2024	5:32	44.7	45.8	45.8	43.0
16/09/2024	5:37	43.9		44.6	43.1
16/09/2024	5:42	42.7		44.0	40.8
16/09/2024	5:47	47.1		49.8	42.6
16/09/2024	5:52	48.0		49.7	41.9
16/09/2024	5:57	46.2		46.5	42.5
16/09/2024	6:02	47.4	57.3	49.2	42.8
16/09/2024	6:07	59.1		63.4	45.9
16/09/2024	6:12	60.3		64.2	47.0
16/09/2024	6:17	56.7		61.2	44.7
16/09/2024	6:22	56.8		61.3	45.1
16/09/2024	6:27	55.7		59.2	44.6
16/09/2024	6:32	56.3	55.3	60.7	46.1
16/09/2024	6:37	54.0		58.7	46.5
16/09/2024	6:42	58.4		61.3	48.6
16/09/2024	6:47	52.5		56.8	45.4
16/09/2024	6:52	53.7		58.8	45.9
16/09/2024	6:57	53.7		57.8	46.5

15/09/2024	23:02	51.7	51.3	52.5	50.0
15/09/2024	23:07	51.9		52.5	49.8
15/09/2024	23:12	51.5		52.8	48.3
15/09/2024	23:17	51.7		52.8	50.0
15/09/2024	23:22	51.5		53.4	47.8
15/09/2024	23:27	49.2		51.1	44.5
15/09/2024	23:32	49.8	49.7	51.6	45.2
15/09/2024	23:37	49.4		51.6	46.1
15/09/2024	23:42	50.2		51.2	47.6
15/09/2024	23:47	49.5		50.9	46.1
15/09/2024	23:52	49.7		50.7	46.6
15/09/2024	23:57	49.3		50.5	45.2
		Mean	49.6		
		Maximum	57.0		
		Minimum	43.8		

16/09/2024	23:02	49.0	48.5	51.3	45.4
16/09/2024	23:07	48.7		50.6	45.9
16/09/2024	23:12	49.5		51.2	46.5
16/09/2024	23:17	48.4		50.3	45.1
16/09/2024	23:22	46.8		47.8	45.0
16/09/2024	23:27	48.1		49.5	44.9
16/09/2024	23:32	46.2	47.8	47.8	44.6
16/09/2024	23:37	45.2		46.3	43.7
16/09/2024	23:42	48.5		51.1	44.5
16/09/2024	23:47	49.9		53.9	45.1
16/09/2024	23:52	46.9		48.7	44.2
16/09/2024	23:57	48.4		50.7	45.4
		Mean	49.1		
		Maximum	57.3		
		Minimum	45.8		

Station: CM28

Date	Start Time	Leq (5mins)	Leq (30mins)	L10 (5mins)	L90 (5mins)
17/09/2024	0:02	45.7		48.4	43.1
17/09/2024	0:07	46.1		47.5	43.9
17/09/2024	0:12	46.1	45.9	47.9	43.9
17/09/2024	0:17	47.1		49.5	43.5
17/09/2024	0:22	46.0		47.3	43.9
17/09/2024	0:27	43.8		45.2	42.4
17/09/2024	0:32	47.7		49.4	45.1
17/09/2024	0:37	45.1		47.2	42.4
17/09/2024	0:42	45.3	46.0	46.7	43.7
17/09/2024	0:47	45.1		46.3	43.7
17/09/2024	0:52	47.4		49.6	43.9
17/09/2024	0:57	44.5		45.8	43.1
17/09/2024	1:02	47.8		50.7	44.3
17/09/2024	1:07	45.8		48.3	43.5
17/09/2024	1:12	45.7	46.1	49.1	41.7
17/09/2024	1:17	44.8		45.8	43.3
17/09/2024	1:22	44.5		46.0	42.6
17/09/2024	1:27	47.1		49.4	43.0
17/09/2024	1:32	43.9		44.9	41.6
17/09/2024	1:37	44.1		45.4	41.9
17/09/2024	1:42	44.4	44.9	45.4	42.9
17/09/2024	1:47	47.3		49.3	43.6
17/09/2024	1:52	44.0		45.1	42.7
17/09/2024	1:57	44.3		45.7	42.5
17/09/2024	2:02	44.7		48.3	41.1
17/09/2024	2:07	45.8		48.7	43.4
17/09/2024	2:12	43.4	45.1	44.1	42.5
17/09/2024	2:17	43.4		44.1	42.5
17/09/2024	2:22	47.1		48.5	45.2
17/09/2024	2:27	44.8		46.4	42.9
17/09/2024	2:32	42.7		43.4	40.9
17/09/2024	2:37	42.8		43.3	41.9
17/09/2024	2:42	46.7	44.0	49.1	42.8
17/09/2024	2:47	44.0		45.6	42.0
17/09/2024	2:52	43.3		44.1	42.5
17/09/2024	2:57	42.8		44.4	40.7
17/09/2024	3:02	45.5		48.1	41.0
17/09/2024	3:07	44.8		46.1	42.3
17/09/2024	3:12	42.4	44.5	44.0	40.3
17/09/2024	3:17	44.1		48.0	41.9
17/09/2024	3:22	45.1		48.3	42.3
17/09/2024	3:27	44.2		45.5	42.2
17/09/2024	3:32	44.1		45.5	42.5
17/09/2024	3:37	45.6		48.2	42.4
17/09/2024	3:42	44.2	45.0	47.0	41.3
17/09/2024	3:47	44.6		46.7	42.3
17/09/2024	3:52	44.5		46.0	42.4
17/09/2024	3:57	46.3		48.5	42.6
17/09/2024	4:02	43.3		44.5	41.4
17/09/2024	4:07	42.1		43.0	40.6
17/09/2024	4:12	44.1	44.5	45.8	42.6
17/09/2024	4:17	46.4		48.5	42.6
17/09/2024	4:22	43.7		44.8	41.8
17/09/2024	4:27	46.0		47.8	42.8
17/09/2024	4:32	44.0		45.4	42.3
17/09/2024	4:37	47.3		49.9	43.5
17/09/2024	4:42	44.9	45.8	46.6	43.3
17/09/2024	4:47	46.2		48.3	43.7
17/09/2024	4:52	44.3		46.1	42.1
17/09/2024	4:57	47.0		49.1	44.1
17/09/2024	5:02	45.4		46.8	43.0
17/09/2024	5:07	45.5		47.1	43.5
17/09/2024	5:12	44.8	45.3	46.5	42.4
17/09/2024	5:17	46.4		48.9	42.8
17/09/2024	5:22	44.7		47.3	42.7
17/09/2024	5:27	44.5		45.8	43.3
17/09/2024	5:32	45.7		48.1	43.2
17/09/2024	5:37	46.7		48.7	43.7
17/09/2024	5:42	46.1	45.5	48.9	42.5
17/09/2024	5:47	45.0		46.6	43.6
17/09/2024	5:52	45.0		46.6	42.5
17/09/2024	5:57	44.2		45.3	43.2
17/09/2024	6:02	46.4		48.7	43.0
17/09/2024	6:07	44.9		46.3	43.0
17/09/2024	6:12	42.8	44.9	44.3	40.9
17/09/2024	6:17	43.7		45.0	42.4
17/09/2024	6:22	44.8		46.1	43.5
17/09/2024	6:27	45.8		47.5	43.7
17/09/2024	6:32	46.4		47.9	43.9
17/09/2024	6:37	44.6		46.3	42.7
17/09/2024	6:42	43.7	44.9	45.5	41.4
17/09/2024	6:47	43.7		44.8	42.6
17/09/2024	6:52	45.1		46.5	43.1
17/09/2024	6:57	45.2		47.1	42.7

17/09/2024	23:02	50.9		51.3	46.6
17/09/2024	23:07	50.9		51.8	46.0
17/09/2024	23:12	53.6	50.9	57.3	46.2
17/09/2024	23:17	48.5		49.0	46.6
17/09/2024	23:22	49.8		50.5	46.0
17/09/2024	23:27	49.8		51.7	46.2
17/09/2024	23:32	50.3		52.6	47.4
17/09/2024	23:37	49.6		50.7	47.0
17/09/2024	23:42	49.0	49.8	49.9	47.2
17/09/2024	23:47	50.1		50.4	48.2
17/09/2024	23:52	49.7		50.5	47.4
17/09/2024	23:57	49.8		51.7	47.1
		Mean	45.8		
		Maximum	50.9		
		Minimum	44.0		

Date	Start Time	Leq (5mins)	Leq (30mins)	L10 (5mins)	L90 (5mins)
18/09/2024	0:02	50.1		51.0	47.6
18/09/2024	0:07	48.9		49.0	47.4
18/09/2024	0:12	53.8	59.4	57.6	47.7
18/09/2024	0:17	50.1		51.2	47.5
18/09/2024	0:22	48.7		49.0	47.3
18/09/2024	0:27	66.6		71.7	48.6
18/09/2024	0:32	49.1		50.4	45.5
18/09/2024	0:37	49.4		50.3	47.7
18/09/2024	0:42	49.5	49.3	51.5	47.0
18/09/2024	0:47	49.7		51.8	45.5
18/09/2024	0:52	48.7		48.9	46.3
18/09/2024	0:57	49.3		49.4	46.8
18/09/2024	1:02	50.6		51.7	47.1
18/09/2024	1:07	49.8		50.1	47.9
18/09/2024	1:12	49.8	50.1	51.8	48.5
18/09/2024	1:17	50.4		51.0	47.4
18/09/2024	1:22	49.7		50.2	47.6
18/09/2024	1:27	50.3		51.8	47.8
18/09/2024	1:32	49.8		51.5	47.4
18/09/2024	1:37	49.8		50.1	47.8
18/09/2024	1:42	51.2	56.3	54.3	48.3
18/09/2024	1:47	49.3		49.7	47.6
18/09/2024	1:52	63.2		68.9	47.8
18/09/2024	1:57	47.5		48.2	46.8
18/09/2024	2:02	50.4		51.0	48.0
18/09/2024	2:07	49.5		49.8	47.8
18/09/2024	2:12	49.3	50.0	50.3	47.6
18/09/2024	2:17	51.0		51.9	48.6
18/09/2024	2:22	50.2		51.1	47.4
18/09/2024	2:27	49.5		49.7	47.0
18/09/2024	2:32	48.5		49.0	45.9
18/09/2024	2:37	48.7		48.8	47.1
18/09/2024	2:42	51.3	49.6	53.4	47.5
18/09/2024	2:47	48.1		48.8	47.6
18/09/2024	2:52	49.3		49.7	47.4
18/09/2024	2:57	50.9		51.1	47.8
18/09/2024	3:02	48.8		49.0	47.2
18/09/2024	3:07	49.1		50.9	46.7
18/09/2024	3:12	52.0	49.2	52.6	46.3
18/09/2024	3:17	47.5		49.5	46.0
18/09/2024	3:22	48.1		48.3	45.2
18/09/2024	3:27	48.2		49.3	46.1
18/09/2024	3:32	48.4		48.9	45.9
18/09/2024	3:37	48.5		48.6	45.8
18/09/2024	3:42	49.4	48.3	49.7	46.6
18/09/2024	3:47	48.4		49.4	46.5
18/09/2024	3:52	47.1		47.6	46.3
18/09/2024	3:57	47.7		48.6	46.2
18/09/2024	4:02	47.6		48.1	45.8
18/09/2024	4:07	45.2		45.8	44.2
18/09/2024	4:12	47.2	47.0	48.3	44.3
18/09/2024	4:17	47.2		47.3	44.4
18/09/2024	4:22	46.1		46.8	45.6
18/09/2024	4:27	48.0		49.1	44.3
18/09/2024	4:32	48.8		49.7	45.3
18/09/2024	4:37	46.1		46.8	45.5
18/09/2024	4:42	46.7	47.5	47.1	43.6
18/09/2024	4:47	47.8		47.9	45.2
18/09/2024	4:52	47.5		48.8	46.1
18/09/2024	4:57	47.6		48.0	46.1
18/09/2024	5:02	47.5		48.1	45.0
18/09/2024	5:07	46.0		47.1	44.9
18/09/2024	5:12	47.2	46.6	48.1	43.8
18/09/2024	5:17	47.4		48.0	44.7
18/09/2024	5:22	43.9		45.2	42.5
18/09/2024	5:27	46.8		47.6	43.6
18/09/2024	5:32	48.0		49.8	43.5
18/09/2024	5:37	47.0		48.3	43.2
18/09/2024	5:42	46.5	49.6	48.5	44.8
18/09/2024	5:47	48.9		51.2	43.7
18/09/2024	5:52	49.2		50.4	44.9
18/09/2024	5:57	53.7		54.2	43.9
18/09/2024	6:02	49.8		51.3	45.4
18/09/2024	6:07	48.2		49.7	44.0
18/09/2024	6:12	48.3	48.9	49.7	43.4
18/09/2024	6:17	47.1		48.8	43.7
18/09/2024	6:22	50.0		52.0	42.9
18/09/2024	6:27	49.5		52.7	43.9
18/09/2024	6:32	45.3		47.3	43.0
18/09/2024	6:37	49.2		51.2	44.3
18/09/2024	6:42	49.5	48.3	50.9	43.3
18/09/2024	6:47	48.8		50.1	43.4
18/09/2024	6:52	48.2		49.4	44.0
18/09/2024	6:57	47.3		48.6	43.6

18/09/2024	23:02	51.9		52.9	49.1
18/09/2024	23:07	50.6		51.4	48.7
18/09/2024	23:12	50.6	50.6	51.5	48.1
18/09/2024	23:17	49.8		50.2	48.3
18/09/2024	23:22	50.5		51.3	48.0
18/09/2024	23:27	50.0		50.8	47.2
18/09/2024	23:32	50.6		51.6	47.7
18/09/2024	23:37	50.6		51.6	48.0
18/09/2024	23:42	49.9	50.3	50.3	47.7
18/09/2024	23:47	49.5		49.8	47.9
18/09/2024	23:52	50.6		52.4	47.5
18/09/2024	23:57	50.5		51.2	48.3
		Mean	50.1		
		Maximum	59.4		
		Minimum	46.6		

Date	Start Time	Leq (5mins)	Leq (30mins)	L10 (5mins)	L90 (5mins)
19/09/2024	0:02	51.4		51.6	48.3
19/09/2024	0:07	49.5		49.9	47.5
19/09/2024	0:12	49.0	49.8	49.6	44.9
19/09/2024	0:17	49.0		50.3	45.4
19/09/2024	0:22	49.1		49.5	46.9
19/09/2024	0:27	50.5		52.5	45.9
19/09/2024	0:32	53.4		54.7	52.2
19/09/2024	0:37	53.6		54.0	52.4
19/09/2024	0:42	52.4	54.3	54.5	46.2
19/09/2024	0:47	56.1		56.7	54.4
19/09/2024	0:52	56.7		57.3	48.8
19/09/2024	0:57	50.4		51.5	47.8
19/09/2024	1:02	49.0		49.1	46.7
19/09/2024	1:07	47.2		47.7	46.6
19/09/2024	1:12	47.2	47.7	47.7	46.7
19/09/2024	1:17	47.9		48.8	46.9
19/09/2024	1:22	47.5		48.7	46.0
19/09/2024	1:27	47.3		47.9	46.6
19/09/2024	1:32	48.5		49.0	47.3
19/09/2024	1:37	49.0		51.0	48.1
19/09/2024	1:42	48.0	48.4	48.9	47.2
19/09/2024	1:47	47.8		49.7	46.4
19/09/2024	1:52	48.9		50.0	47.3
19/09/2024	1:57	48.3		49.7	47.3
19/09/2024	2:02	47.9		49.3	46.4
19/09/2024	2:07	47.8		48.4	47.0
19/09/2024	2:12	48.1	48.1	49.0	47.3
19/09/2024	2:17	50.3		52.3	47.3
19/09/2024	2:22	47.2		47.9	46.5
19/09/2024	2:27	46.6		47.1	46.1
19/09/2024	2:32	47.2		48.2	45.3
19/09/2024	2:37	47.8		48.7	46.6
19/09/2024	2:42	47.6	47.8	48.2	46.8
19/09/2024	2:47	48.0		49.1	47.1
19/09/2024	2:52	47.8		48.5	46.9
19/09/2024	2:57	48.1		49.2	46.9
19/09/2024	3:02	48.6		49.1	47.7
19/09/2024	3:07	48.4		49.3	47.3
19/09/2024	3:12	51.6	51.4	52.2	50.4
19/09/2024	3:17	53.0		53.2	51.8
19/09/2024	3:22	53.2		53.3	51.5
19/09/2024	3:27	51.5		52.6	48.6
19/09/2024	3:32	51.4		52.7	48.2
19/09/2024	3:37	52.7		52.9	52.4
19/09/2024	3:42	50.7	51.2	52.2	48.4
19/09/2024	3:47	50.1		51.9	47.5
19/09/2024	3:52	50.6		52.0	46.7
19/09/2024	3:57	51.4		52.0	49.8
19/09/2024	4:02	52.0		52.3	51.6
19/09/2024	4:07	52.1		52.4	51.8
19/09/2024	4:12	52.0	50.3	52.5	51.6
19/09/2024	4:17	49.7		52.4	45.3
19/09/2024	4:22	45.7		46.4	44.7
19/09/2024	4:27	44.8		45.6	43.5
19/09/2024	4:32	46.8		48.0	45.0
19/09/2024	4:37	45.8		46.8	44.4
19/09/2024	4:42	47.0	46.6	48.2	44.2
19/09/2024	4:47	46.2		48.2	44.3
19/09/2024	4:52	48.6		49.0	41.4
19/09/2024	4:57	43.9		44.9	42.4
19/09/2024	5:02	42.4		43.0	41.1
19/09/2024	5:07	42.7		43.4	41.2
19/09/2024	5:12	43.7	42.8	45.7	41.6
19/09/2024	5:17	42.2		43.1	40.8
19/09/2024	5:22	43.0		43.8	41.8
19/09/2024	5:27	42.9		45.3	41.1
19/09/2024	5:32	43.9		45.3	42.4
19/09/2024	5:37	42.6		43.7	41.0
19/09/2024	5:42	45.8	47.3	48.5	42.4
19/09/2024	5:47	48.1		49.6	43.3
19/09/2024	5:52	48.8		50.9	44.0
19/09/2024	5:57	50.0		52.8	44.2
19/09/2024	6:02	52.6		56.4	44.0
19/09/2024	6:07	55.9		59.1	47.1
19/09/2024	6:12	60.3	57.6	64.7	46.3
19/09/2024	6:17	59.6		63.3	48.8
19/09/2024	6:22	58.3		62.6	46.4
19/09/2024	6:27	53.4		57.5	44.9
19/09/2024	6:32	51.7		55.4	45.5
19/09/2024	6:37	50.8		53.7	45.2
19/09/2024	6:42	50.6	51.4	53.9	46.3
19/09/2024	6:47	50.6		54.3	44.9
19/09/2024	6:52	52.4		55.3	47.2
19/09/2024	6:57	51.9		55.5	47.2

19/09/2024	23:04	55.4		56.1	53.6
19/09/2024	23:09	56.4		57.0	55.2
19/09/2024	23:14	56.5	56.3	56.7	55.8
19/09/2024	23:19	56.6		57.1	55.9
19/09/2024	23:24	56.2		56.5	55.6
19/09/2024	23:29	56.6		56.9	54.9
19/09/2024	23:34	56.1		56.7	53.5
19/09/2024	23:39	54.5		55.4	53.2
19/09/2024	23:44	53.4	53.8	54.8	49.5
19/09/2024	23:49	52.7		53.3	51.0
19/09/2024	23:54	52.0		52.5	51.0
19/09/2024	23:59	52.7		54.0	50.8
		Mean	50.3		
		Maximum	57.6		
		Minimum	42.8		

Station: CM28

Date	Start Time	Leq (5mins)	Leq (30mins)	L10 (5mins)	L90 (5mins)
20/09/2024	0:04	52.5		54.1	50.6
20/09/2024	0:09	52.2		53.6	49.1
20/09/2024	0:14	51.6	51.7	51.9	50.6
20/09/2024	0:19	51.3		53.0	48.4
20/09/2024	0:24	51.6		52.1	49.0
20/09/2024	0:29	50.8		51.7	49.2
20/09/2024	0:34	50.1		50.8	47.2
20/09/2024	0:39	49.7		50.7	47.1
20/09/2024	0:44	51.6	50.2	52.2	46.9
20/09/2024	0:49	49.2		50.5	47.2
20/09/2024	0:54	51.4		52.4	48.1
20/09/2024	0:59	48.4		50.7	47.0
20/09/2024	1:04	46.9		47.7	46.0
20/09/2024	1:09	47.6		49.0	46.7
20/09/2024	1:14	46.6	47.1	47.6	45.8
20/09/2024	1:19	47.8		47.9	46.7
20/09/2024	1:24	46.4		47.1	45.7
20/09/2024	1:29	46.9		47.6	46.0
20/09/2024	1:34	47.0		48.4	45.9
20/09/2024	1:39	47.3		48.4	46.3
20/09/2024	1:44	47.3	47.1	48.1	46.6
20/09/2024	1:49	46.4		47.1	45.8
20/09/2024	1:54	47.2		47.7	46.6
20/09/2024	1:59	47.5		49.4	45.8
20/09/2024	2:04	46.5		47.0	45.8
20/09/2024	2:09	46.8		47.2	46.4
20/09/2024	2:14	46.7	46.6	48.1	45.6
20/09/2024	2:19	47.0		47.3	46.6
20/09/2024	2:24	46.3		46.8	45.7
20/09/2024	2:29	46.5		47.1	46.0
20/09/2024	2:34	46.6		47.2	45.9
20/09/2024	2:39	46.3		47.1	45.7
20/09/2024	2:44	46.7	46.6	47.1	46.2
20/09/2024	2:49	46.4		46.8	45.9
20/09/2024	2:54	47.1		47.8	46.6
20/09/2024	2:59	46.5		47.0	46.0
20/09/2024	3:04	46.4		46.9	46.0
20/09/2024	3:09	46.6		47.1	46.2
20/09/2024	3:14	46.3	46.5	46.7	45.8
20/09/2024	3:19	46.7		47.1	46.1
20/09/2024	3:24	46.7		47.4	46.1
20/09/2024	3:29	46.4		46.8	46.1
20/09/2024	3:34	46.7		47.0	46.4
20/09/2024	3:39	46.5		46.9	46.1
20/09/2024	3:44	46.5	46.6	47.0	46.0
20/09/2024	3:49	46.5		46.9	46.2
20/09/2024	3:54	46.5		47.0	46.1
20/09/2024	3:59	46.8		47.2	46.4
20/09/2024	4:04	46.8		47.3	46.0
20/09/2024	4:09	47.2		49.0	46.1
20/09/2024	4:14	46.7	46.7	47.2	46.2
20/09/2024	4:19	46.2		46.7	45.6
20/09/2024	4:24	45.9		46.6	45.4
20/09/2024	4:29	47.3		48.2	46.5
20/09/2024	4:34	46.0		46.7	45.4
20/09/2024	4:39	47.0		49.1	45.7
20/09/2024	4:44	46.8	47.1	47.3	46.3
20/09/2024	4:49	48.3		50.4	46.4
20/09/2024	4:54	47.3		47.6	46.1
20/09/2024	4:59	47.1		47.8	46.4
20/09/2024	5:04	46.9		47.8	45.8
20/09/2024	5:09	46.7		47.4	46.1
20/09/2024	5:14	46.7	46.5	47.2	46.0
20/09/2024	5:19	46.2		46.9	45.7
20/09/2024	5:24	46.3		46.7	45.9
20/09/2024	5:29	46.3		46.7	45.8
20/09/2024	5:34	46.3		46.8	45.7
20/09/2024	5:39	46.7		47.4	45.8
20/09/2024	5:44	47.3	46.8	48.1	46.3
20/09/2024	5:49	46.7		47.2	46.0
20/09/2024	5:54	46.8		47.2	46.2
20/09/2024	5:59	46.9		47.8	46.3
20/09/2024	6:04	46.1		46.6	45.6
20/09/2024	6:09	47.4		47.5	46.1
20/09/2024	6:14	47.9	48.6	48.9	46.2
20/09/2024	6:19	49.5		50.4	46.0
20/09/2024	6:24	48.2		49.3	46.9
20/09/2024	6:29	51.0		55.0	46.6
20/09/2024	6:34	49.1		50.8	46.2
20/09/2024	6:39	48.8		52.0	46.8
20/09/2024	6:44	47.8	48.5	49.2	46.7
20/09/2024	6:49	47.6		48.6	46.8
20/09/2024	6:54	48.6		49.8	47.2
20/09/2024	6:59	48.7		50.8	46.8

20/09/2024	23:04	48.2		48.9	47.0
20/09/2024	23:09	48.0		49.4	46.2
20/09/2024	23:14	47.4	47.7	48.0	46.7
20/09/2024	23:19	47.5		48.4	46.3
20/09/2024	23:24	47.8		48.6	46.9
20/09/2024	23:29	47.4		48.4	46.3
20/09/2024	23:34	47.3		48.2	46.4
20/09/2024	23:39	49.4		51.7	47.0
20/09/2024	23:44	47.6	47.7	51.2	46.0
20/09/2024	23:49	47.2		47.7	46.7
20/09/2024	23:54	47.0		47.8	46.2
20/09/2024	23:59	47.4		47.9	46.9
		Mean	47.6		
		Maximum	51.7		
		Minimum	46.5		

Date	Start Time	Leq (5mins)	Leq (30mins)	L10 (5mins)	L90 (5mins)
21/09/2024	0:04	47.0		47.6	46.1
21/09/2024	0:09	47.9		48.8	46.6
21/09/2024	0:14	46.9	46.8	48.0	46.3
21/09/2024	0:19	48.7		49.4	48.1
21/09/2024	0:24	44.0		49.5	33.5
21/09/2024	0:29	44.4		45.3	43.5
21/09/2024	0:34	44.1		44.8	43.6
21/09/2024	0:39	44.6		45.3	43.9
21/09/2024	0:44	44.6	45.7	45.7	43.5
21/09/2024	0:49	45.0		45.7	44.2
21/09/2024	0:54	45.9		47.2	44.8
21/09/2024	0:59	48.5		49.7	44.6
21/09/2024	1:04	59.2		59.6	58.7
21/09/2024	1:09	52.5		59.5	45.3
21/09/2024	1:14	46.4	53.1	48.2	44.8
21/09/2024	1:19	46.7		48.2	45.2
21/09/2024	1:24	45.7		46.8	44.6
21/09/2024	1:29	48.9		50.3	47.0
21/09/2024	1:34	46.5		48.5	44.8
21/09/2024	1:39	45.2		46.2	44.2
21/09/2024	1:44	45.8	52.9	47.6	44.1
21/09/2024	1:49	45.7		46.8	44.5
21/09/2024	1:54	55.9		58.9	44.6
21/09/2024	1:59	57.9		59.6	47.5
21/09/2024	2:04	46.7		48.4	44.5
21/09/2024	2:09	45.1		45.8	44.3
21/09/2024	2:14	47.8	46.4	50.1	44.6
21/09/2024	2:19	47.5		49.0	45.3
21/09/2024	2:24	45.3		46.3	44.0
21/09/2024	2:29	45.1		45.9	44.2
21/09/2024	2:34	45.2		46.0	44.4
21/09/2024	2:39	44.4		45.2	43.7
21/09/2024	2:44	44.6	49.0	45.2	43.9
21/09/2024	2:49	44.7		45.3	43.9
21/09/2024	2:54	44.9		45.9	43.7
21/09/2024	2:59	55.2		59.0	44.4
21/09/2024	3:04	58.3		59.4	45.5
21/09/2024	3:09	43.9		44.6	43.2
21/09/2024	3:14	44.1	51.7	44.8	43.3
21/09/2024	3:19	48.2		52.2	43.7
21/09/2024	3:24	46.1		48.2	44.5
21/09/2024	3:29	47.4		48.6	45.8
21/09/2024	3:34	45.1		47.2	43.6
21/09/2024	3:39	44.4		45.6	43.5
21/09/2024	3:44	43.8	44.4	44.5	43.1
21/09/2024	3:49	43.8		44.5	43.1
21/09/2024	3:54	44.0		44.9	43.1
21/09/2024	3:59	45.1		46.1	43.9
21/09/2024	4:04	46.9		48.8	45.4
21/09/2024	4:09	48.6		50.2	46.6
21/09/2024	4:14	46.6	46.4	49.0	44.1
21/09/2024	4:19	44.8		45.7	43.9
21/09/2024	4:24	45.3		46.6	44.1
21/09/2024	4:29	45.0		46.3	43.9
21/09/2024	4:34	45.4		46.5	44.2
21/09/2024	4:39	44.7		45.5	43.8
21/09/2024	4:44	55.4	53.1	58.9	44.2
21/09/2024	4:49	58.2		59.5	49.0
21/09/2024	4:54	49.3		51.9	45.8
21/09/2024	4:59	47.8		49.8	44.0
21/09/2024	5:04	47.7		49.6	45.3
21/09/2024	5:09	48.3		50.2	46.2
21/09/2024	5:14	48.3	47.2	50.5	45.8
21/09/2024	5:19	47.2		49.1	44.8
21/09/2024	5:24	45.4		47.0	43.9
21/09/2024	5:29	45.5		48.0	43.6
21/09/2024	5:34	47.9		50.4	43.9
21/09/2024	5:39	45.0		45.8	43.9
21/09/2024	5:44	45.0	45.8	45.7	44.0
21/09/2024	5:49	45.0		45.9	44.2
21/09/2024	5:54	44.7		45.4	43.9
21/09/2024	5:59	46.1		47.5	44.8
21/09/2024	6:04	47.1		48.8	45.0
21/09/2024	6:09	44.8		45.5	44.2
21/09/2024	6:14	44.6	45.6	45.2	43.8
21/09/2024	6:19	45.6		47.1	44.4
21/09/2024	6:24	45.5		46.9	44.1
21/09/2024	6:29	45.3		46.6	43.7
21/09/2024	6:34	47.2		49.1	45.0
21/09/2024	6:39	56.3		59.6	49.1
21/09/2024	6:44	59.0	54.4	60.2	51.3
21/09/2024	6:49	52.4		54.3	49.6
21/09/2024	6:54	48.9		51.7	45.3
21/09/2024	6:59	50.8		54.2	45.6

21/09/2024	23:04	43.8		44.7	43.0
21/09/2024	23:09	44.1		44.9	43.4
21/09/2024	23:14	45.0	44.3	46.7	43.1
21/09/2024	23:19	44.1		45.1	43.1
21/09/2024	23:24	45.1		46.1	43.7
21/09/2024	23:29	43.4		46.8	42.8
21/09/2024	23:34	52.1		52.7	49.8
21/09/2024	23:39	51.6		51.9	49.5
21/09/2024	23:44	57.2	53.3	58.5	56.0
21/09/2024	23:49	54.9		58.0	49.4
21/09/2024	23:54	50.3		51.3	49.1
21/09/2024	23:59	50.3		51.3	49.1
		Mean	48.7		
		Maximum	54.4		
		Minimum	44.3		

Date	Start Time	Leq (5mins)	Leq (30mins)	L10 (5mins)	L90 (5mins)
22/09/2024	0:04	50.3		51.3	49.4
22/09/2024	0:09	50.2		51.0	49.3
22/09/2024	0:14	51.1	50.2	53.4	49.7
22/09/2024	0:19	51.1		52.8	49.2
22/09/2024	0:24	49.3		50.1	48.4
22/09/2024	0:29	49.0		49.8	48.1
22/09/2024	0:34	48.6		49.5	47.6
22/09/2024	0:39	49.2		50.3	48.0
22/09/2024	0:44	48.6	48.6	49.7	47.3
22/09/2024	0:49	48.3		49.2	47.1
22/09/2024	0:54	48.2		49.5	46.6
22/09/2024	0:59	48.4		49.7	47.0
22/09/2024	1:04	49.5		50.8	48.1
22/09/2024	1:09	51.7		54.9	47.6
22/09/2024	1:14	51.6	50.6	53.7	49.3
22/09/2024	1:19	50.8		52.2	47.2
22/09/2024	1:24	47.9		48.8	47.0
22/09/2024	1:29	51.1		52.2	47.3
22/09/2024	1:34	47.7		49.0	46.4
22/09/2024	1:39	47.3		48.0	46.5
22/09/2024	1:44	48.4	47.8	49.8	47.0
22/09/2024	1:49	47.4		48.6	46.2
22/09/2024	1:54	47.9		49.0	46.8
22/09/2024	1:59	48.0		49.2	46.6
22/09/2024	2:04	47.8		48.9	46.6
22/09/2024	2:09	47.8		48.6	46.7
22/09/2024	2:14	48.7	48.4	49.5	47.0
22/09/2024	2:19	48.5		50.1	46.9
22/09/2024	2:24	48.8		50.3	47.5
22/09/2024	2:29	48.8		50.8	46.9
22/09/2024	2:34	47.4		48.2	46.3
22/09/2024	2:39	47.6		48.9	46.3
22/09/2024	2:44	47.1	47.1	48.1	46.1
22/09/2024	2:49	46.9		47.8	46.0
22/09/2024	2:54	47.0		48.3	45.8
22/09/2024	2:59	46.3		48.0	43.6
22/09/2024	3:04	45.6		47.2	43.8
22/09/2024	3:09	46.4		47.4	45.1
22/09/2024	3:14	47.0	46.1	49.9	43.8
22/09/2024	3:19	46.1		48.2	44.1
22/09/2024	3:24	44.8		45.8	43.0
22/09/2024	3:29	46.5		48.4	42.7
22/09/2024	3:34	44.7		45.9	43.3
22/09/2024	3:39	45.2		47.3	42.5
22/09/2024	3:44	44.1	45.7	45.4	42.0
22/09/2024	3:49	44.1		45.3	42.6
22/09/2024	3:54	48.7		52.9	43.4
22/09/2024	3:59	45.2		46.0	43.6
22/09/2024	4:04	47.3		49.5	43.9
22/09/2024	4:09	46.6		48.6	44.2
22/09/2024	4:14	45.7	45.7	47.0	44.1
22/09/2024	4:19	45.7		47.1	44.1
22/09/2024	4:24	44.5		45.7	42.8
22/09/2024	4:29	43.7		44.7	42.6
22/09/2024	4:34	44.9		46.4	42.3
22/09/2024	4:39	44.6		46.5	42.5
22/09/2024	4:44	49.2	45.3	51.9	42.4
22/09/2024	4:49	42.9		44.0	41.6
22/09/2024	4:54	43.0		44.2	41.6
22/09/2024	4:59	42.9		44.5	41.2
22/09/2024	5:04	42.7		44.2	41.0
22/09/2024	5:09	42.5		43.7	41.3
22/09/2024	5:14	42.1	42.9	42.8	41.3
22/09/2024	5:19	43.2		44.2	41.8
22/09/2024	5:24	44.1		45.7	41.8
22/09/2024	5:29	42.8		44.2	41.2
22/09/2024	5:34	42.8		44.2	41.5
22/09/2024	5:39	43.2		44.6	41.0
22/09/2024	5:44	43.5	42.6	45.3	41.1
22/09/2024	5:49	42.0		42.9	40.9
22/09/2024	5:54	41.7		43.4	40.3
22/09/2024	5:59	42.3		43.7	41.1
22/09/2024	6:04	42.2		43.1	41.2
22/09/2024	6:09	42.2		43.4	40.6
22/09/2024	6:14	41.9	41.9	43.2	40.4
22/09/2024	6:19	41.9		43.4	40.4
22/09/2024	6:24	41.7		42.7	40.6
22/09/2024	6:29	41.7		43.1	40.1
22/09/2024	6:34	41.6		42.9	40.4
22/09/2024	6:39	43.9		46.2	41.2
22/09/2024	6:44	42.5	43.1	43.8	40.8
22/09/2024	6:49	42.6		43.8	41.2
22/09/2024	6:54	44.2		45.5	42.5
22/09/2024	6:59	43.4		44.5	42.1

22/09/2024	23:04	48.7		49.1	47.9
22/09/2024	23:09	48.4		49.1	47.7
22/09/2024	23:14	48.4	48.4	49.3	47.5
22/09/2024	23:19	48.5		49.0	47.9
22/09/2024	23:24	48.2		48.8	47.5
22/09/2024	23:29	48.3		49.1	47.4
22/09/2024	23:34	48.6		49.1	48.1
22/09/2024	23:39	48.5		49.2	47.7
22/09/2024	23:44	48.5	48.6	49.1	47.7
22/09/2024	23:49	48.2		48.9	47.5
22/09/2024	23:54	48.9		49.8	48.1
22/09/2024	23:59	48.8		49.5	48.0
		Mean	46.4		
		Maximum	50.6		
		Minimum	41.9		

Station: CM28

Date	Start Time	Leq (5mins)	Leq (30mins)	L10 (5mins)	L90 (5mins)
23/09/2024	0:04	48.9		49.6	48.0
23/09/2024	0:09	49.5		50.4	48.7
23/09/2024	0:14	48.8	49.1	49.7	47.9
23/09/2024	0:19	48.8		49.5	47.9
23/09/2024	0:24	49.5		50.2	48.7
23/09/2024	0:29	48.8		49.6	48.0
23/09/2024	0:34	48.2		48.8	47.7
23/09/2024	0:39	48.9		49.7	47.9
23/09/2024	0:44	49.6	49.3	50.3	48.6
23/09/2024	0:49	49.7		50.6	48.3
23/09/2024	0:54	49.2		50.0	48.4
23/09/2024	0:59	50.0		50.5	49.0
23/09/2024	1:04	50.2		54.2	48.2
23/09/2024	1:09	48.3		48.9	47.7
23/09/2024	1:14	49.1	48.8	49.7	48.3
23/09/2024	1:19	48.8		49.4	48.0
23/09/2024	1:24	48.3		49.2	47.3
23/09/2024	1:29	47.9		48.6	47.3
23/09/2024	1:34	49.2		50.8	48.0
23/09/2024	1:39	49.8		51.2	48.2
23/09/2024	1:44	48.5	49.4	49.3	47.7
23/09/2024	1:49	50.8		55.1	47.6
23/09/2024	1:54	49.6		50.6	47.5
23/09/2024	1:59	48.0		48.8	47.2
23/09/2024	2:04	50.0		50.8	47.9
23/09/2024	2:09	49.6		51.0	48.4
23/09/2024	2:14	49.6	49.8	50.0	48.2
23/09/2024	2:19	49.4		51.0	47.6
23/09/2024	2:24	50.7		52.8	48.2
23/09/2024	2:29	49.1		50.1	47.9
23/09/2024	2:34	52.2		54.1	47.9
23/09/2024	2:39	51.3		52.5	49.8
23/09/2024	2:44	50.6	50.9	52.4	49.0
23/09/2024	2:49	50.5		52.4	48.8
23/09/2024	2:54	49.5		50.8	48.5
23/09/2024	2:59	50.8		53.0	48.5
23/09/2024	3:04	55.6		59.7	49.3
23/09/2024	3:09	52.5		53.1	49.1
23/09/2024	3:14	51.9	54.9	54.6	49.1
23/09/2024	3:19	57.2		61.0	50.1
23/09/2024	3:24	55.2		58.4	50.0
23/09/2024	3:29	54.8		56.4	51.2
23/09/2024	3:34	57.6		58.9	50.5
23/09/2024	3:39	53.6		55.2	50.6
23/09/2024	3:44	59.6	56.4	62.7	51.1
23/09/2024	3:49	54.2		56.3	50.8
23/09/2024	3:54	54.7		56.8	50.8
23/09/2024	3:59	55.0		57.4	50.8
23/09/2024	4:04	60.7		63.3	54.3
23/09/2024	4:09	62.3		65.9	54.8
23/09/2024	4:14	57.3	63.5	59.3	54.3
23/09/2024	4:19	60.3		63.7	53.8
23/09/2024	4:24	55.8		58.4	52.5
23/09/2024	4:29	69.3		70.3	55.5
23/09/2024	4:34	58.2		59.6	55.4
23/09/2024	4:39	56.0		58.3	53.7
23/09/2024	4:44	56.4	68.2	57.6	54.3
23/09/2024	4:49	55.7		57.3	54.2
23/09/2024	4:54	55.6		56.8	53.8
23/09/2024	4:59	75.7		76.2	55.2
23/09/2024	5:04	71.5		75.7	55.3
23/09/2024	5:09	69.1		74.0	55.0
23/09/2024	5:14	67.0	67.4	69.4	57.0
23/09/2024	5:19	66.2		70.2	56.8
23/09/2024	5:24	58.6		60.3	55.5
23/09/2024	5:29	58.5		60.5	55.7
23/09/2024	5:34	57.5		58.7	54.9
23/09/2024	5:39	61.3		64.3	55.0
23/09/2024	5:44	57.8	59.1	59.9	54.9
23/09/2024	5:49	59.0		60.3	54.4
23/09/2024	5:54	59.8		61.7	55.9
23/09/2024	5:59	57.5		58.7	56.1
23/09/2024	6:04	58.3		60.9	54.9
23/09/2024	6:09	58.1		59.1	54.8
23/09/2024	6:14	55.5	57.3	56.9	49.9
23/09/2024	6:19	57.7		59.6	54.9
23/09/2024	6:24	56.9		58.0	55.3
23/09/2024	6:29	56.8		58.2	55.0
23/09/2024	6:34	56.7		58.1	55.2
23/09/2024	6:39	57.1		58.7	55.2
23/09/2024	6:44	57.1	56.7	58.9	55.1
23/09/2024	6:49	57.8		60.4	53.0
23/09/2024	6:54	54.0		55.0	53.0
23/09/2024	6:59	56.5		58.8	53.7

23/09/2024	23:04	45.6		47.2	43.6
23/09/2024	23:09	47.3		49.2	45.0
23/09/2024	23:14	45.4	46.6	46.9	43.8
23/09/2024	23:19	46.4		47.8	44.9
23/09/2024	23:24	46.3		47.5	44.8
23/09/2024	23:29	47.8		49.7	45.3
23/09/2024	23:34	48.0		49.4	46.4
23/09/2024	23:39	46.5		48.1	44.6
23/09/2024	23:44	45.1	46.5	46.8	43.4
23/09/2024	23:49	46.3		47.9	44.6
23/09/2024	23:54	45.9		47.3	44.2
23/09/2024	23:59	46.5		48.1	44.2
		Mean	54.6		
		Maximum	68.2		
		Minimum	46.5		

Date	Start Time	Leq (5mins)	Leq (30mins)	L10 (5mins)	L90 (5mins)
24/09/2024	0:04	46.0		47.9	44.3
24/09/2024	0:09	45.8		47.3	43.9
24/09/2024	0:14	46.6	46.3	47.9	44.7
24/09/2024	0:19	47.4		49.1	44.9
24/09/2024	0:24	46.4		48.0	44.5
24/09/2024	0:29	45.1		46.9	43.4
24/09/2024	0:34	45.2		46.5	43.9
24/09/2024	0:39	45.9		47.9	43.4
24/09/2024	0:44	46.4	46.5	48.2	44.8
24/09/2024	0:49	47.1		49.3	44.2
24/09/2024	0:54	47.9		51.5	43.3
24/09/2024	0:59	45.9		47.3	44.3
24/09/2024	1:04	45.9		47.4	43.1
24/09/2024	1:09	46.0		47.6	44.3
24/09/2024	1:14	48.2	46.2	49.5	43.6
24/09/2024	1:19	45.1		46.5	42.7
24/09/2024	1:24	45.5		47.7	43.0
24/09/2024	1:29	45.7		47.2	43.9
24/09/2024	1:34	46.0		47.6	43.8
24/09/2024	1:39	48.4		50.2	43.9
24/09/2024	1:44	47.1	47.6	48.2	43.6
24/09/2024	1:49	47.1		48.6	45.0
24/09/2024	1:54	47.0		48.7	45.0
24/09/2024	1:59	49.1		51.8	44.6
24/09/2024	2:04	46.3		47.8	44.4
24/09/2024	2:09	47.0		48.7	44.1
24/09/2024	2:14	46.5	47.5	48.4	44.0
24/09/2024	2:19	49.5		50.4	45.0
24/09/2024	2:24	47.6		49.3	45.5
24/09/2024	2:29	47.1		48.4	45.2
24/09/2024	2:34	47.5		49.1	45.4
24/09/2024	2:39	48.2		50.3	45.8
24/09/2024	2:44	48.6	50.4	49.9	46.3
24/09/2024	2:49	49.4		51.5	47.1
24/09/2024	2:54	50.5		52.1	48.6
24/09/2024	2:59	54.1		57.3	48.0
24/09/2024	3:04	57.7		63.0	48.0
24/09/2024	3:09	53.1		56.2	48.8
24/09/2024	3:14	50.9	53.6	52.0	48.3
24/09/2024	3:19	51.7		53.4	49.5
24/09/2024	3:24	51.4		53.3	49.4
24/09/2024	3:29	52.3		53.9	50.5
24/09/2024	3:34	53.4		54.8	50.6
24/09/2024	3:39	51.6		52.7	50.4
24/09/2024	3:44	52.4	56.2	53.5	51.1
24/09/2024	3:49	53.3		55.8	50.8
24/09/2024	3:54	59.5		61.6	54.6
24/09/2024	3:59	59.3		60.6	55.0
24/09/2024	4:04	57.9		59.6	56.1
24/09/2024	4:09	57.8		59.5	55.9
24/09/2024	4:14	58.0	62.8	59.9	55.7
24/09/2024	4:19	64.6		67.6	58.6
24/09/2024	4:24	65.3		67.8	61.0
24/09/2024	4:29	65.3		68.4	59.6
24/09/2024	4:34	66.3		69.6	59.1
24/09/2024	4:39	66.2		69.1	58.4
24/09/2024	4:44	67.3	66.4	70.1	62.4
24/09/2024	4:49	66.8		69.7	60.3
24/09/2024	4:54	66.5		69.7	58.3
24/09/2024	4:59	65.3		67.8	60.6
24/09/2024	5:04	64.9		67.4	60.4
24/09/2024	5:09	65.0		67.7	60.2
24/09/2024	5:14	64.7	63.5	67.4	60.1
24/09/2024	5:19	64.9		69.0	56.5
24/09/2024	5:24	57.3		58.6	55.7
24/09/2024	5:29	58.2		59.7	56.1
24/09/2024	5:34	58.5		59.8	56.0
24/09/2024	5:39	65.7		66.9	56.1
24/09/2024	5:44	57.6	60.2	59.0	55.8
24/09/2024	5:49	56.4		59.3	51.0
24/09/2024	5:54	56.5		57.9	54.4
24/09/2024	5:59	55.2		56.6	53.6
24/09/2024	6:04	56.3		56.9	54.0
24/09/2024	6:09	55.9		57.6	53.8
24/09/2024	6:14	57.5	56.6	60.0	54.3
24/09/2024	6:19	56.3		58.2	53.8
24/09/2024	6:24	56.9		58.6	54.4
24/09/2024	6:29	56.2		57.8	54.5
24/09/2024	6:34	55.7		57.1	54.0
24/09/2024	6:39	57.5		58.9	54.0
24/09/2024	6:44	58.1	56.5	60.5	53.9
24/09/2024	6:49	53.5		54.9	51.8
24/09/2024	6:54	55.9		57.8	53.8
24/09/2024	6:59	57.1		59.6	54.4

24/09/2024	23:04	50.8		52.5	49.2
24/09/2024	23:09	49.8		50.5	48.9
24/09/2024	23:14	50.0	50.1	50.9	48.9
24/09/2024	23:19	49.4		50.4	48.3
24/09/2024	23:24	48.8		49.4	48.2
24/09/2024	23:29	51.1		53.9	48.2
24/09/2024	23:34	49.5		50.2	48.4
24/09/2024	23:39	49.8		51.0	48.4
24/09/2024	23:44	49.0	49.5	49.6	48.4
24/09/2024	23:49	48.7		49.3	48.1
24/09/2024	23:54	48.6		49.2	48.0
24/09/2024	23:59	49.2		49.8	48.6
		Mean	53.7		
		Maximum	66.4		
		Minimum	46.2		

Date	Start Time	Leq (5mins)	Leq (30mins)	L10 (5mins)	L90 (5mins)
25/09/2024	0:04	49.0		49.9	48.1
25/09/2024	0:09	49.7		49.9	48.6
25/09/2024	0:14	49.4	49.7	50.6	48.3
25/09/2024	0:19	51.2		53.7	48.2
25/09/2024	0:24	49.3		50.5	48.2
25/09/2024	0:29	49.0		50.1	47.8
25/09/2024	0:34	49.1		50.0	48.2
25/09/2024	0:39	50.1		52.0	48.6
25/09/2024	0:44	49.0	49.3	50.2	47.9
25/09/2024	0:49	49.4		50.4	48.4
25/09/2024	0:54	49.3		50.2	48.3
25/09/2024	0:59	49.1		50.6	48.0
25/09/2024	1:04	48.3		49.1	47.6
25/09/2024	1:09	48.6		49.6	47.6
25/09/2024	1:14	49.0	48.9	49.6	48.5
25/09/2024	1:19	48.7		49.4	48.0
25/09/2024	1:24	49.0		49.6	48.5
25/09/2024	1:29	49.7		51.0	48.5
25/09/2024	1:34	50.4		52.0	48.6
25/09/2024	1:39	50.4		51.6	49.3
25/09/2024	1:44	49.9	50.1	51.1	48.6
25/09/2024	1:49	50.6		52.0	49.4
25/09/2024	1:54	49.8		51.2	48.6
25/09/2024	1:59	49.4		50.3	48.5
25/09/2024	2:04	50.7		52.2	49.3
25/09/2024	2:09	51.6		53.5	49.5
25/09/2024	2:14	52.1	51.9	54.0	50.1
25/09/2024	2:19	52.8		54.5	50.8
25/09/2024	2:24	52.6		54.6	50.2
25/09/2024	2:29	51.1		52.8	49.6
25/09/2024	2:34	51.6		53.9	49.1
25/09/2024	2:39	51.0		53.1	49.2
25/09/2024	2:44	49.7	50.1	50.6	48.5
25/09/2024	2:49	49.5		50.9	48.4
25/09/2024	2:54	49.5		51.1	48.0
25/09/2024	2:59	48.9		49.5	48.4
25/09/2024	3:04	48.8		49.3	48.3
25/09/2024	3:09	49.3		50.3	48.4
25/09/2024	3:14	49.6	49.9	50.4	48.9
25/09/2024	3:19	50.3		51.4	49.3
25/09/2024	3:24	50.0		51.2	48.7
25/09/2024	3:29	50.9		52.8	49.2
25/09/2024	3:34	50.6		51.6	49.4
25/09/2024	3:39	50.0		51.1	49.1
25/09/2024	3:44	51.9	51.7	53.7	50.0
25/09/2024	3:49	52.5		54.3	50.6
25/09/2024	3:54	51.3		52.7	49.1
25/09/2024	3:59	53.2		54.7	49.8
25/09/2024	4:04	52.1		54.1	50.0
25/09/2024	4:09	53.4		55.6	50.9
25/09/2024	4:14	56.0	53.6	58.1	53.3
25/09/2024	4:19	55.3		58.1	51.7
25/09/2024	4:24	51.3		53.2	49.0
25/09/2024	4:29	50.3		51.1	49.4
25/09/2024	4:34	51.3		53.1	49.3
25/09/2024	4:39	51.1		52.7	49.0
25/09/2024	4:44	52.5	51.9	54.6	49.7
25/09/2024	4:49	52.4		54.8	49.5
25/09/2024	4:54	51.5		52.6	48.6
25/09/2024	4:59	52.4		54.8	49.8
25/09/2024	5:04	51.6		53.0	48.8
25/09/2024	5:09	52.6		55.4	49.7
25/09/2024	5:14	52.5	52.1	54.1	50.0
25/09/2024	5:19	52.0		53.2	49.4
25/09/2024	5:24	51.7		53.4	49.9
25/09/2024	5:29	52.2		55.0	49.1
25/09/2024	5:34	51.2		53.0	49.2
25/09/2024	5:39	51.0		52.8	48.9
25/09/2024	5:44	50.0	52.8	51.3	48.5
25/09/2024	5:49	51.5		53.0	49.8
25/09/2024	5:54	53.0		56.4	49.5
25/09/2024	5:59	56.5		59.9	51.9
25/09/2024	6:04	54.5		55.9	50.4
25/09/2024	6:09	52.1		53.7	49.9
25/09/2024	6:14	52.1	55.0	53.6	50.2
25/09/2024	6:19	56.3		59.5	51.5
25/09/2024	6:24	56.7		59.5	51.7
25/09/2024	6:29	56.2		58.8	52.3
25/09/2024	6:34	54.7		57.2	52.4
25/09/2024	6:39	59.8		59.9	52.8
25/09/2024	6:44	55.4	56.5	58.2	51.4
25/09/2024	6:49	57.5		58.3	53.1
25/09/2024	6:54	54.5		56.3	52.2
25/09/2024	6:59	54.1		56.4	51.3

25/09/2024	23:04	57.9		58.4	57.3
25/09/2024	23:09	51.3		58.1	45.8
25/09/2024	23:14	50.2	52.2	54.9	45.5
25/09/2024	23:19	46.2		47.0	44.6
25/09/2024	23:24	46.7		48.2	44.9
25/09/2024	23:29	46.2		47.9	44.5
25/09/2024	23:34	46.9		49.8	44.2
25/09/2024	23:39	45.3		47.0	43.8
25/09/2024	23:44	45.4	45.8	47.0	44.2
25/09/2024	23:49	45.0		45.8	44.1
25/09/2024	23:54	45.8		47.1	44.0
25/09/2024	23:59	46.0		48.2	44.4
		Mean	51.3		
		Maximum	56.5		
		Minimum	45.8		

Station: CM28

Date	Start Time	Leq (5mins)	Leq (30mins)	L10 (5mins)	L90 (5mins)
26/09/2024	0:04	45.5	45.6	46.7	44.4
26/09/2024	0:09	45.4		46.2	44.4
26/09/2024	0:14	45.8		46.7	44.8
26/09/2024	0:19	45.7		47.0	44.5
26/09/2024	0:24	45.4		46.4	44.4
26/09/2024	0:29	45.8		47.2	44.4
26/09/2024	0:34	45.9	45.9	46.8	45.0
26/09/2024	0:39	46.0		47.0	44.9
26/09/2024	0:44	46.2		47.1	45.0
26/09/2024	0:49	45.6		46.2	45.0
26/09/2024	0:54	45.6		46.4	44.6
26/09/2024	0:59	46.3		47.5	44.7
26/09/2024	1:04	47.1	47.2	48.2	45.7
26/09/2024	1:09	47.8		50.4	45.2
26/09/2024	1:14	48.9		50.3	47.2
26/09/2024	1:19	46.3		47.3	45.3
26/09/2024	1:24	46.8		47.7	46.0
26/09/2024	1:29	45.8		46.6	44.8
26/09/2024	1:34	47.4	47.3	48.8	45.9
26/09/2024	1:39	47.4		48.8	45.8
26/09/2024	1:44	48.2		49.5	46.6
26/09/2024	1:49	47.1		48.7	45.7
26/09/2024	1:54	47.1		48.1	46.0
26/09/2024	1:59	46.6		47.7	45.3
26/09/2024	2:04	47.1	47.3	48.9	45.4
26/09/2024	2:09	46.5		47.4	45.6
26/09/2024	2:14	46.1		47.4	44.9
26/09/2024	2:19	47.7		48.8	46.4
26/09/2024	2:24	48.0		49.4	46.3
26/09/2024	2:29	47.9		48.8	46.8
26/09/2024	2:34	47.8	46.7	48.8	46.5
26/09/2024	2:39	46.4		47.6	45.0
26/09/2024	2:44	46.5		47.9	45.3
26/09/2024	2:49	46.5		47.4	45.6
26/09/2024	2:54	46.6		47.5	45.7
26/09/2024	2:59	46.5		47.5	45.4
26/09/2024	3:04	46.9	47.6	47.7	45.9
26/09/2024	3:09	47.3		49.1	45.6
26/09/2024	3:14	47.7		48.8	46.3
26/09/2024	3:19	47.1		48.1	46.1
26/09/2024	3:24	47.1		47.9	46.0
26/09/2024	3:29	49.0		50.8	46.4
26/09/2024	3:34	47.2	47.5	48.3	45.9
26/09/2024	3:39	46.9		47.9	45.9
26/09/2024	3:44	46.6		47.4	45.7
26/09/2024	3:49	49.1		51.7	46.1
26/09/2024	3:54	47.3		48.1	46.4
26/09/2024	3:59	47.4		48.1	46.4
26/09/2024	4:04	47.3	46.6	48.5	45.8
26/09/2024	4:09	46.8		47.7	45.8
26/09/2024	4:14	46.4		47.4	45.5
26/09/2024	4:19	46.1		47.0	45.3
26/09/2024	4:24	46.5		47.7	45.2
26/09/2024	4:29	46.6		47.7	45.3
26/09/2024	4:34	46.4	61.9	47.2	45.3
26/09/2024	4:39	46.4		47.6	45.1
26/09/2024	4:44	49.7		52.3	46.6
26/09/2024	4:49	50.7		54.7	46.4
26/09/2024	4:54	47.6		48.7	45.0
26/09/2024	4:59	69.5		76.1	45.2
26/09/2024	5:04	49.8	48.2	52.5	46.6
26/09/2024	5:09	48.1		48.7	45.6
26/09/2024	5:14	46.4		47.4	45.2
26/09/2024	5:19	48.6		50.3	46.4
26/09/2024	5:24	48.2		48.7	46.5
26/09/2024	5:29	47.5		48.4	46.4
26/09/2024	5:34	52.5	51.6	52.6	46.3
26/09/2024	5:39	54.5		58.6	46.3
26/09/2024	5:44	51.1		51.2	46.8
26/09/2024	5:49	49.1		50.6	47.1
26/09/2024	5:54	51.1		53.1	47.5
26/09/2024	5:59	48.9		49.4	46.6
26/09/2024	6:04	49.2	51.2	50.7	46.8
26/09/2024	6:09	52.6		53.7	47.4
26/09/2024	6:14	48.0		49.6	46.5
26/09/2024	6:19	50.9		53.4	47.6
26/09/2024	6:24	49.6		50.0	47.1
26/09/2024	6:29	54.0		58.1	47.8
26/09/2024	6:34	57.7	57.5	58.9	52.9
26/09/2024	6:39	57.3		59.3	52.8
26/09/2024	6:44	53.3		54.9	51.7
26/09/2024	6:49	55.1		56.5	52.9
26/09/2024	6:54	58.7		59.4	54.1
26/09/2024	6:59	60.0		63.0	56.4
26/09/2024	23:04	45.8	44.2	47.8	42.7
26/09/2024	23:09	43.7		45.4	41.8
26/09/2024	23:14	42.6		44.1	40.7
26/09/2024	23:19	44.8		48.5	40.6
26/09/2024	23:24	45.3		47.1	42.3
26/09/2024	23:29	41.0		42.1	39.4
26/09/2024	23:34	43.1	43.2	46.3	39.5
26/09/2024	23:39	43.3		43.7	39.1
26/09/2024	23:44	43.4		43.6	39.3
26/09/2024	23:49	43.1		46.2	39.3
26/09/2024	23:54	43.7		45.4	42.1
26/09/2024	23:59	42.2		44.0	39.2
		Mean	48.7		
		Maximum	61.9		
		Minimum	43.2		

Date	Start Time	Leq (5mins)	Leq (30mins)	L10 (5mins)	L90 (5mins)
27/09/2024	0:04	45.3	42.4	50.1	39.3
27/09/2024	0:09	41.3		43.0	39.0
27/09/2024	0:14	41.4		42.9	39.4
27/09/2024	0:19	41.2		42.8	39.4
27/09/2024	0:24	41.5		42.8	40.1
27/09/2024	0:29	41.9		43.6	39.5
27/09/2024	0:34	45.6	44.5	48.6	40.5
27/09/2024	0:39	42.6		44.3	40.0
27/09/2024	0:44	42.9		44.4	40.7
27/09/2024	0:49	48.1		50.8	43.4
27/09/2024	0:54	42.1		43.2	40.7
27/09/2024	0:59	41.6		43.2	39.8
27/09/2024	1:04	42.4	42.4	43.9	40.3
27/09/2024	1:09	41.8		43.2	40.2
27/09/2024	1:14	42.8		44.1	41.4
27/09/2024	1:19	41.5		43.1	40.1
27/09/2024	1:24	42.9		44.1	41.1
27/09/2024	1:29	42.8		44.0	41.5
27/09/2024	1:34	42.4	42.4	43.6	40.7
27/09/2024	1:39	42.3		43.9	40.1
27/09/2024	1:44	41.7		43.1	40.0
27/09/2024	1:49	43.1		44.4	40.9
27/09/2024	1:54	41.8		43.1	40.4
27/09/2024	1:59	43.0		45.5	40.6
27/09/2024	2:04	42.6	43.9	43.9	41.1
27/09/2024	2:09	43.3		44.5	41.7
27/09/2024	2:14	43.4		45.6	41.0
27/09/2024	2:19	44.8		46.7	42.2
27/09/2024	2:24	45.0		47.3	41.9
27/09/2024	2:29	43.9		46.1	41.1
27/09/2024	2:34	42.8	43.2	44.4	40.7
27/09/2024	2:39	43.2		45.8	40.6
27/09/2024	2:44	43.1		44.7	40.9
27/09/2024	2:49	44.2		46.4	40.4
27/09/2024	2:54	43.7		45.6	40.6
27/09/2024	2:59	41.5		42.8	39.9
27/09/2024	3:04	42.9	43.8	45.2	40.0
27/09/2024	3:09	41.4		42.9	39.4
27/09/2024	3:14	41.8		43.5	39.8
27/09/2024	3:19	42.9		44.3	40.5
27/09/2024	3:24	45.9		48.2	42.3
27/09/2024	3:29	45.6		47.4	43.5
27/09/2024	3:34	45.1	44.1	47.6	42.1
27/09/2024	3:39	45.0		47.1	42.3
27/09/2024	3:44	44.1		45.9	41.4
27/09/2024	3:49	44.2		45.2	42.1
27/09/2024	3:54	42.7		44.3	40.6
27/09/2024	3:59	43.3		45.2	40.8
27/09/2024	4:04	46.0	46.9	49.1	41.8
27/09/2024	4:09	43.0		45.7	39.8
27/09/2024	4:14	41.9		43.4	40.2
27/09/2024	4:19	52.0		54.9	41.1
27/09/2024	4:24	45.3		48.8	41.0
27/09/2024	4:29	43.6		44.5	40.4
27/09/2024	4:34	52.6	49.4	52.8	41.4
27/09/2024	4:39	49.3		52.2	42.7
27/09/2024	4:44	49.0		50.7	41.9
27/09/2024	4:49	49.3		52.5	43.6
27/09/2024	4:54	47.5		50.3	42.1
27/09/2024	4:59	45.4		47.1	41.0
27/09/2024	5:04	50.6	53.6	54.7	40.0
27/09/2024	5:09	51.9		52.1	47.8
27/09/2024	5:14	50.5		51.7	47.2
27/09/2024	5:19	52.3		52.8	48.6
27/09/2024	5:24	58.6		64.2	47.8
27/09/2024	5:29	49.8		50.7	48.3
27/09/2024	5:34	52.1	59.9	54.0	48.7
27/09/2024	5:39	57.3		62.6	49.2
27/09/2024	5:44	66.8		67.0	49.1
27/09/2024	5:49	52.8		54.8	48.6
27/09/2024	5:54	50.3		50.9	49.1
27/09/2024	5:59	48.9		49.9	46.2
27/09/2024	6:04	61.3	58.6	67.7	47.4
27/09/2024	6:09	63.4		69.0	50.4
27/09/2024	6:14	53.3		54.2	49.5
27/09/2024	6:19	53.6		55.7	49.8
27/09/2024	6:24	52.4		53.7	50.6
27/09/2024	6:29	53.3		54.6	51.4
27/09/2024	6:34	59.9	60.0	63.0	52.6
27/09/2024	6:39	55.5		56.7	52.1
27/09/2024	6:44	54.9		56.9	52.6
27/09/2024	6:49	57.8		59.5	55.6
27/09/2024	6:54	63.7		69.4	56.0
27/09/2024	6:59	61.5		64.0	57.0
27/09/2024	23:04	47.2	48.0	47.8	46.5
27/09/2024	23:09	48.9		50.6	46.6
27/09/2024	23:14	48.0		49.0	47.0
27/09/2024	23:19	47.6		48.3	46.8
27/09/2024	23:24	47.7		48.7	46.6
27/09/2024	23:29	48.4		48.9	46.8
27/09/2024	23:34	48.2	47.7	48.3	46.5
27/09/2024	23:39	48.1		49.4	46.6
27/09/2024	23:44	47.9		48.7	47.1
27/09/2024	23:49	47.5		48.2	46.4
27/09/2024	23:54	47.9		50.1	46.4
27/09/2024	23:59	46.6		47.0	46.1
		Mean	48.2		
		Maximum	60.0		
		Minimum	42.4		

Date	Start Time	Leq (5mins)	Leq (30mins)	L10 (5mins)	L90 (5mins)
28/09/2024	0:04	46.7	48.1	47.1	46.2
28/09/2024	0:09	46.7		47.2	46.2
28/09/2024	0:14	47.4		48.3	46.4
28/09/2024	0:19	49.4		50.9	47.2
28/09/2024	0:24	49.6		52.0	47.4
28/09/2024	0:29	47.5		48.5	46.5
28/09/2024	0:34	47.1	48.5	47.8	46.5
28/09/2024	0:39	51.8		54.4	47.4
28/09/2024	0:44	47.5		48.1	46.9
28/09/2024	0:49	47.1		47.5	46.7
28/09/2024	0:54	47.1		47.4	46.4
28/09/2024	0:59	47.7		47.8	46.6
28/09/2024	1:04	47.4	47.1	48.1	46.7
28/09/2024	1:09	46.9		47.3	46.5
28/09/2024	1:14	46.9		47.3	46.6
28/09/2024	1:19	47.3		47.9	46.7
28/09/2024	1:24	47.3		47.9	46.7
28/09/2024	1:29	46.9		47.3	46.5
28/09/2024	1:34	46.9	47.2	47.3	46.5
28/09/2024	1:39	47.0		47.5	46.4
28/09/2024	1:44	46.8		47.2	46.3
28/09/2024	1:49	47.3		48.0	46.7
28/09/2024	1:54	47.5		48.2	46.9
28/09/2024	1:59	47.7		49.0	46.7
28/09/2024	2:04	47.4	48.0	48.5	46.6
28/09/2024	2:09	47.7		48.7	46.7
28/09/2024	2:14	48.6		49.9	46.8
28/09/2024	2:19	48.6		50.8	46.9
28/09/2024	2:24	47.7		48.7	46.6
28/09/2024	2:29	48.0		49.4	46.7
28/09/2024	2:34	47.6	47.6	48.6	46.7
28/09/2024	2:39	48.5		49.7	46.7
28/09/2024	2:44	47.7		48.9	46.5
28/09/2024	2:49	47.1		48.1	46.4
28/09/2024	2:54	47.4		48.4	46.4
28/09/2024	2:59	47.0		47.7	46.4
28/09/2024	3:04	47.4	48.4	48.2	46.5
28/09/2024	3:09	48.2		48.7	46.7
28/09/2024	3:14	49.9		52.0	47.2
28/09/2024	3:19	49.3		51.1	47.5
28/09/2024	3:24	47.6		48.6	46.7
28/09/2024	3:29	47.3		48.2	46.5
28/09/2024	3:34	47.4	47.4	48.0	46.6
28/09/2024	3:39	47.5		47.8	46.3
28/09/2024	3:44	47.5		48.4	46.4
28/09/2024	3:49	46.9		47.8	46.1
28/09/2024	3:54	48.0		50.1	46.4
28/09/2024	3:59	47.0		47.8	46.2
28/09/2024	4:04	46.4	48.2	46.9	45.9
28/09/2024	4:09	47.1		48.5	46.1
28/09/2024	4:14	47.7		49.7	46.1
28/09/2024	4:19	46.8		47.3	46.1
28/09/2024	4:24	47.8		48.5	46.4
28/09/2024	4:29	51.2		54.8	47.1
28/09/2024	4:34	51.7	50.1	54.3	46.7
28/09/2024	4:39	50.9		53.8	47.0
28/09/2024	4:44	50.7		53.2	47.3
28/09/2024	4:49	48.4		49.6	46.9
28/09/2024	4:54	47.6		48.4	46.4
28/09/2024	4:59	50.0		50.9	49.0
28/09/2024	5:04	51.0	52.9	53.5	48.9
28/09/2024	5:09	51.1		52.4	49.5
28/09/2024	5:14	51.6		53.8	49.0
28/09/2024	5:19	52.1		52.6	49.2
28/09/2024	5:24	56.7		59.3	49.3
28/09/2024	5:29	51.7		53.5	49.2
28/09/2024	5:34	54.0	54.3	57.5	49.5
28/09/2024	5:39	51.7		52.5	49.6
28/09/2024	5:44	51.3		52.7	49.5
28/09/2024	5:49	52.1		54.7	48.1
28/09/2024	5:54	53.4		57.2	48.9
28/09/2024	5:59	58.4		59.0	50.7
28/09/2024	6:04	53.9	56.0	56.6	50.4
28/09/2024	6:09	60.1		64.1	50.7
28/09/2024	6:14	51.8		52.5	50.7
28/09/2024	6:19	56.0		57.6	51.9
28/09/2024	6:24	55.3		57.1	53.2
28/09/2024	6:29	53.9		55.6	52.0
28/09/2024	6:34	55.2	56.4	57.4	52.2
28/09/2024	6:39	58.5		61.4	54.4
28/09/2024	6:44	58.2		59.1	54.3
28/09/2024	6:49	55.8		57.5	53.3
28/09/2024	6:54	54.0		55.0	52.8
28/09/2024	6:59	54.2		55.0	53.0
		Mean	50.0		
		Maximum	56.4		
		Minimum	47.1		

Summary of Noise Monitoring Results during 23:00 - 07:00 on the next day at CM28	
	Leq (30mins)
Mean	49.7
Maximum	68.2
Minimum	41.9

Appendix 3-2-25 Baseline Noise Monitoring Data at CM29

Station: CM29

Date	Start Time	Leq (5mins)	Leq (30mins)	L10 (5mins)	L90 (5mins)
14/09/2024	10:37	63.8		63.9	55.3
14/09/2024	10:42	61.1		62.1	55.2
14/09/2024	10:47	61.4	60.5	62.3	55.3
14/09/2024	10:52	55.2		56.7	50.8
14/09/2024	10:57	56.2		59.1	51.2
14/09/2024	11:02	59.7		61.1	52.1
14/09/2024	11:07	54.7		57.3	51.9
14/09/2024	11:12	61.0		61.5	51.6
14/09/2024	11:17	54.5	56.6	55.6	51.9
14/09/2024	11:22	53.9		54.8	51.5
14/09/2024	11:27	55.0		56.5	52.0
14/09/2024	11:32	55.3		57.5	51.9
14/09/2024	11:37	55.2		56.9	51.3
14/09/2024	11:42	58.4		61.1	54.0
14/09/2024	11:47	59.2	57.6	60.2	53.0
14/09/2024	11:52	55.3		58.0	51.7
14/09/2024	11:57	56.3		59.2	51.8
14/09/2024	12:02	59.1		61.2	52.8
14/09/2024	12:07	61.2		62.0	51.5
14/09/2024	12:12	62.8		65.6	52.1
14/09/2024	12:17	60.7	61.6	64.1	51.9
14/09/2024	12:22	59.5		62.7	52.2
14/09/2024	12:27	61.8		64.2	56.2
14/09/2024	12:32	62.7		64.8	58.6
14/09/2024	12:37	63.4		65.8	59.0
14/09/2024	12:42	62.0		65.1	56.0
14/09/2024	12:47	59.7	61.5	62.2	55.2
14/09/2024	12:52	59.7		61.4	55.8
14/09/2024	12:57	60.9		64.3	55.8
14/09/2024	13:02	61.9		65.1	58.3
14/09/2024	13:07	64.4		66.2	60.9
14/09/2024	13:12	62.5		64.4	59.3
14/09/2024	13:17	61.3	61.9	63.7	55.6
14/09/2024	13:22	60.2		62.9	53.9
14/09/2024	13:27	59.9		63.2	53.8
14/09/2024	13:32	61.3		65.7	53.5
14/09/2024	13:37	64.3		67.7	56.5
14/09/2024	13:42	64.5		66.3	59.0
14/09/2024	13:47	65.1	64.7	67.4	60.1
14/09/2024	13:52	66.4		66.6	60.9
14/09/2024	13:57	64.9		65.4	57.1
14/09/2024	14:02	61.4		64.7	53.0
14/09/2024	14:07	60.8		65.7	52.7
14/09/2024	14:12	63.1		65.7	55.1
14/09/2024	14:17	61.2	60.9	64.8	53.8
14/09/2024	14:22	57.3		60.5	53.3
14/09/2024	14:27	59.7		61.1	56.8
14/09/2024	14:32	61.3		61.8	55.7
14/09/2024	14:37	57.6		59.4	55.0
14/09/2024	14:42	61.6		66.3	54.5
14/09/2024	14:47	64.4	63.0	67.6	56.6
14/09/2024	14:52	66.7		68.7	59.7
14/09/2024	14:57	62.9		63.7	57.0
14/09/2024	15:02	58.2		60.2	55.4
14/09/2024	15:07	57.4		59.0	55.2
14/09/2024	15:12	56.1		58.1	53.2
14/09/2024	15:17	58.2	56.4	61.8	53.7
14/09/2024	15:22	54.8		55.9	53.3
14/09/2024	15:27	55.5		56.6	53.5
14/09/2024	15:32	55.6		57.1	53.4
14/09/2024	15:37	55.6		57.7	52.5
14/09/2024	15:42	58.0		62.3	52.3
14/09/2024	15:47	62.4	60.3	62.7	61.8
14/09/2024	15:52	62.3		62.6	61.7
14/09/2024	15:57	62.1		63.8	53.7
14/09/2024	16:02	55.7		56.8	51.3
14/09/2024	16:07	55.8		58.1	52.4
14/09/2024	16:12	56.5		57.1	52.7
14/09/2024	16:17	54.9	55.8	56.6	52.7
14/09/2024	16:22	54.2		55.2	51.9
14/09/2024	16:27	53.9		54.9	52.5
14/09/2024	16:32	58.2		58.3	52.6
14/09/2024	16:37	54.3		55.2	51.5
14/09/2024	16:42	54.2		55.9	51.5
14/09/2024	16:47	54.2	54.6	55.4	51.5
14/09/2024	16:52	53.5		55.0	51.4
14/09/2024	16:57	55.9		57.9	52.0
14/09/2024	17:02	55.0		57.2	52.2
14/09/2024	17:07	57.1		62.6	52.0
14/09/2024	17:12	53.6		55.1	50.6
14/09/2024	17:17	62.6	58.1	71.6	51.4
14/09/2024	17:22	58.2		58.8	50.8
14/09/2024	17:27	53.5		55.4	50.5
14/09/2024	17:32	56.1		58.1	50.6
14/09/2024	17:37	57.5		58.1	50.5
14/09/2024	17:42	58.2		64.9	49.9
14/09/2024	17:47	58.4	57.9	58.5	51.6
14/09/2024	17:52	59.6		60.1	51.6
14/09/2024	17:57	55.7		58.0	50.2
14/09/2024	18:02	56.8		57.9	51.0
14/09/2024	18:07	55.2		56.7	50.5
14/09/2024	18:12	57.0		57.3	49.9
14/09/2024	18:17	57.1	55.4	58.6	50.2
14/09/2024	18:22	53.9		56.6	50.8
14/09/2024	18:27	53.9		55.9	49.9
14/09/2024	18:32	53.5		55.3	49.4
14/09/2024	18:37	51.7		53.0	48.8
14/09/2024	18:42	52.5		53.8	48.5
14/09/2024	18:47	53.7		56.0	48.2
14/09/2024	18:52	52.2		52.5	48.0
14/09/2024	18:57	54.8		56.4	48.8
		Mean	59.2		
		Maximum	64.7		
		Minimum	54.6		

Date	Start Time	Leq (5mins)	Leq (30mins)	L10 (5mins)	L90 (5mins)
15/09/2024	7:02	51.8		54.4	47.4
15/09/2024	7:07	57.8		63.0	46.8
15/09/2024	7:12	52.5	59.5	55.2	47.8
15/09/2024	7:17	60.7		63.9	53.8
15/09/2024	7:22	60.8		64.6	51.2
15/09/2024	7:27	63.1		64.1	49.3
15/09/2024	7:32	57.0		60.0	51.1
15/09/2024	7:37	56.8		59.3	50.7
15/09/2024	7:42	61.1	59.1	63.8	48.5
15/09/2024	7:47	60.1		64.7	49.0
15/09/2024	7:52	60.5		64.7	50.8
15/09/2024	7:57	56.7		61.3	49.0
15/09/2024	8:02	52.5		56.9	47.0
15/09/2024	8:07	52.0		55.2	45.9
15/09/2024	8:12	52.1	53.0	55.2	47.9
15/09/2024	8:17	51.7		53.9	47.2
15/09/2024	8:22	55.4		60.5	45.8
15/09/2024	8:27	52.9		54.4	46.8
15/09/2024	8:32	58.7		60.7	46.5
15/09/2024	8:37	52.7		54.2	47.8
15/09/2024	8:42	49.2	54.8	50.9	46.9
15/09/2024	8:47	52.0		54.4	49.0
15/09/2024	8:52	53.3		55.3	49.0
15/09/2024	8:57	56.2		56.8	48.7
15/09/2024	9:02	56.3		58.1	50.3
15/09/2024	9:07	53.3		56.1	49.3
15/09/2024	9:12	53.2	56.1	55.3	49.8
15/09/2024	9:17	59.7		62.4	52.0
15/09/2024	9:22	54.1		58.8	48.6
15/09/2024	9:27	56.3		56.8	48.8
15/09/2024	9:32	52.9		55.9	48.6
15/09/2024	9:37	55.8		57.9	50.5
15/09/2024	9:42	58.5	57.2	60.4	53.7
15/09/2024	9:47	57.6		58.4	51.5
15/09/2024	9:52	58.9		61.5	53.2
15/09/2024	9:57	57.0		59.3	51.7
15/09/2024	10:02	54.2		57.7	49.0
15/09/2024	10:07	53.5		57.2	48.9
15/09/2024	10:12	56.6	58.5	59.8	49.2
15/09/2024	10:17	62.9		67.1	51.7
15/09/2024	10:22	59.7		63.0	52.7
15/09/2024	10:27	56.1		57.8	48.7
15/09/2024	10:32	55.4		56.9	47.6
15/09/2024	10:37	52.5		54.0	48.8
15/09/2024	10:42	52.8	53.9	53.0	48.4
15/09/2024	10:47	54.5		56.4	47.9
15/09/2024	10:52	55.0		57.2	48.1
15/09/2024	10:57	51.7		54.2	46.9
15/09/2024	11:02	52.2		52.7	47.6
15/09/2024	11:07	53.0		53.1	48.3
15/09/2024	11:12	50.2	54.3	51.8	47.9
15/09/2024	11:17	52.6		53.6	48.3
15/09/2024	11:22	52.1		53.9	48.4
15/09/2024	11:27	59.1		64.8	47.9
15/09/2024	11:32	53.9		57.1	47.8
15/09/2024	11:37	49.6		51.7	46.7
15/09/2024	11:42	50.8	53.2	52.2	46.5
15/09/2024	11:47	51.6		53.0	46.9
15/09/2024	11:52	57.2		58.5	47.4
15/09/2024	11:57	50.8		52.9	46.2
15/09/2024	12:02	54.6		55.5	47.1
15/09/2024	12:07	51.8		54.7	47.9
15/09/2024	12:12	55.7	55.3	57.4	48.1
15/09/2024	12:17	59.1		60.2	48.4
15/09/2024	12:22	54.1		56.8	48.2
15/09/2024	12:27	51.7		54.9	46.1
15/09/2024	12:32	53.1		55.7	46.4
15/09/2024	12:37	51.7		53.1	46.9
15/09/2024	12:42	54.0	53.9	57.5	45.9
15/09/2024	12:47	51.8		54.2	45.9
15/09/2024	12:52	54.7		57.0	48.0
15/09/2024	12:57	56.2		56.7	46.9
15/09/2024	13:02	57.2		60.7	48.0
15/09/2024	13:07	51.6		53.7	47.7
15/09/2024	13:12	50.3	57.2	51.7	46.7
15/09/2024	13:17	57.2		61.1	53.5
15/09/2024	13:22	61.7		62.1	60.7
15/09/2024	13:27	55.8		61.3	48.6
15/09/2024	13:32	60.6		61.5	49.9
15/09/2024	13:37	55.8		56.1	48.3
15/09/2024	13:42	53.6	57.7	55.6	50.4
15/09/2024	13:47	54.6		56.6	51.0
15/09/2024	13:52	53.4		56.1	49.5
15/09/2024	13:57	60.9		65.5	50.1
15/09/2024	14:02	60.1		64.6	49.5
15/09/2024	14:07	55.5		59.8	49.8
15/09/2024	14:12	56.6	57.5	59.1	51.7
15/09/2024	14:17	56.0		58.4	51.3
15/09/2024	14:22	54.6		58.3	50.7
15/09/2024	14:27	59.3		60.4	50.0
15/09/2024	14:32	54.0		56.0	50.4
15/09/2024	14:37	54.9		57.2	50.5
15/09/2024	14:42	56.0	56.4	58.4	52.3
15/09/2024	14:47	54.7		56.2	51.9
15/09/2024	14:52	59.1		60.6	52.1
15/09/2024	14:57	57.5		60.8	51.7
15/09/2024	15:02	54.5		57.0	49.8
15/09/2024	15:07	51.7		53.1	48.7
15/09/2024	15:12	54.5	57.9	57.5	49.0
15/09/2024	15:17	59.9		63.6	52.5
15/09/2024	15:22	58.4		62.0	52.4
15/09/2024	15:27	61.3		65.8	51.8
15/09/2024	15:32	52.8		54.8	48.7
15/09/2024	15:37	57.0		59.7	49.6
15/09/2024	15:42	54.5	55.1	55.4	48.7
15/09/2024	15:47	56.7		56.9	49.3
15/09/2024	15:52	53.9		55.8	49.4
15/09/2024	15:57	54.1		56.9	49.4
15/09/2024	16:02	53.5		56.6	49.6
15/09/2024	16:07	52.0		53.5	49.6
15/09/2024	16:12	57.9	55.7	61.2	49.0
15/09/2024	16:17	55.3		57.4	48.7
15/09/2024	16:22	57.3		59.3	49.5
15/09/2024	16:27	55.4		58.9	51.5
15/09/2024	16:32	55.3		57.9	50.1
15/09/2024	16:37	55.6		57.5	49.2
15/09/2024	16:42	53.3	54.9	55.3	48.0
15/09/2024	16:47	52.5		54.6	49.3
15/09/2024	16:52	53.3		55.6	49.2
15/09/2024	16:57	57.4		58.8	49.4
15/09/2024	17:02	55.3		56.7	52.2
15/09/2024	17:07	50.7		52.0	49.2
15/09/2024	17:12	53.5	54.1	54.9	49.9
15/09/2024	17:17	56.6		57.6	49.4
15/09/2024	17:22	53.0		55.6	48.8
15/09/2024	17:27	53.1		55.2	48.5
15/09/2024	17:32	53.3		56.8	48.6
15/09/2024	17:37	55.1		58.4	50.1
15/09/2024	17:42	54.2	54.1	57.6	50.6
15/09/2024	17:47	54.0		56.1	50.5
15/09/2024	17:52	53.9		56.2	50.2
15/09/2024	17:57	53.6		55.5	50.6
15/09/2024	18:02	56.8		59.5	50.6
15/09/2024	18:07	51.5		52.8	49.8
15/09/2024	18:12	57.1	56.3	58.8	50.1
15/09/2024	18:17	53.9		56.7	49.3
15/09/2024	18:22	54.2		55.4	49.4
15/09/2024	18:27	59.5		61.2	49.8
15/09/2024	18:32	52.4		54.9	49.5
15/09/2024	18:37	54.9		55.9	53.4
15/09/2024	18:42	56.7	54.3	57.8	50.2
15/09/2024	18:47	54.9		56.4	49.5
15/09/2024	18:52	52.9		53.6	49.9
15/09/2024	18:57	52.4		53.6	48.9
		Mean	55.8		
		Maximum	59.5		
		Minimum	53.0		

Station: CM29

Date	Start Time	Leq (5mins)	Leq (30mins)	L10 (5mins)	L90 (5mins)
16/09/2024	7:02	58.5		61.8	52.4
16/09/2024	7:07	57.8		61.4	51.9
16/09/2024	7:12	54.4	56.5	56.1	50.2
16/09/2024	7:17	55.3		58.9	51.2
16/09/2024	7:22	55.3		58.5	50.8
16/09/2024	7:27	56.3		59.8	50.9
16/09/2024	7:32	59.0		61.0	51.3
16/09/2024	7:37	58.0		59.8	52.3
16/09/2024	7:42	62.6	59.9	65.4	52.7
16/09/2024	7:47	59.5		60.3	51.7
16/09/2024	7:52	59.1		59.4	51.6
16/09/2024	7:57	59.6		59.7	51.7
16/09/2024	8:02	58.8		62.5	52.0
16/09/2024	8:07	62.1		67.6	51.7
16/09/2024	8:12	60.8	60.4	61.4	53.4
16/09/2024	8:17	56.2		59.1	52.7
16/09/2024	8:22	56.8		59.3	52.8
16/09/2024	8:27	63.3		68.0	53.1
16/09/2024	8:32	64.7		67.2	55.9
16/09/2024	8:37	58.7		59.9	53.0
16/09/2024	8:42	55.6	61.0	58.5	52.9
16/09/2024	8:47	56.5		59.7	52.5
16/09/2024	8:52	62.7		67.5	52.4
16/09/2024	8:57	60.5		64.8	53.4
16/09/2024	9:02	59.4		62.6	53.0
16/09/2024	9:07	55.4		58.5	52.1
16/09/2024	9:12	61.0	61.3	64.9	53.0
16/09/2024	9:17	64.6		66.7	56.4
16/09/2024	9:22	61.7		65.9	53.1
16/09/2024	9:27	61.1		65.1	53.5
16/09/2024	9:32	59.7		64.0	53.1
16/09/2024	9:37	61.3		65.9	54.8
16/09/2024	9:42	60.3	61.9	62.5	54.4
16/09/2024	9:47	62.4		65.9	54.1
16/09/2024	9:52	63.2		65.3	56.3
16/09/2024	9:57	63.3		65.6	55.9
16/09/2024	10:02	63.2		66.0	55.0
16/09/2024	10:07	62.5		65.6	54.7
16/09/2024	10:12	63.0	63.2	67.4	53.4
16/09/2024	10:17	63.5		66.7	57.5
16/09/2024	10:22	64.2		66.8	58.7
16/09/2024	10:27	62.3		66.6	54.4
16/09/2024	10:32	58.9		60.2	53.7
16/09/2024	10:37	62.6		68.3	54.0
16/09/2024	10:42	61.5	62.4	65.9	53.4
16/09/2024	10:47	57.8		60.9	53.3
16/09/2024	10:52	64.2		68.5	55.0
16/09/2024	10:57	65.0		67.8	57.1
16/09/2024	11:02	63.7		66.8	54.1
16/09/2024	11:07	59.8		60.9	54.3
16/09/2024	11:12	60.5	62.6	63.8	55.1
16/09/2024	11:17	64.0		68.4	54.6
16/09/2024	11:22	61.8		62.6	54.2
16/09/2024	11:27	63.8		65.7	52.8
16/09/2024	11:32	57.9		62.1	51.5
16/09/2024	11:37	63.6		67.3	51.3
16/09/2024	11:42	64.2	61.7	66.8	56.0
16/09/2024	11:47	60.4		61.6	56.0
16/09/2024	11:52	60.4		63.4	55.6
16/09/2024	11:57	60.4		62.2	55.8
16/09/2024	12:02	56.4		57.9	53.8
16/09/2024	12:07	58.6		60.1	55.3
16/09/2024	12:12	60.1	59.1	60.5	55.0
16/09/2024	12:17	57.1		58.3	53.8
16/09/2024	12:22	57.2		59.7	52.0
16/09/2024	12:27	62.3		64.5	55.0
16/09/2024	12:32	61.2		61.7	53.1
16/09/2024	12:37	56.7		58.9	53.5
16/09/2024	12:42	56.8	58.0	60.2	53.1
16/09/2024	12:47	56.7		58.9	53.4
16/09/2024	12:52	57.9		59.7	53.8
16/09/2024	12:57	56.2		58.0	51.6
16/09/2024	13:02	55.0		55.3	52.4
16/09/2024	13:07	57.3		57.6	52.6
16/09/2024	13:12	60.9	57.9	64.0	52.9
16/09/2024	13:17	56.6		57.1	53.4
16/09/2024	13:22	57.5		59.5	54.5
16/09/2024	13:27	57.9		59.4	54.8
16/09/2024	13:32	57.4		58.6	54.3
16/09/2024	13:37	59.7		61.2	55.3
16/09/2024	13:42	59.0	59.4	60.1	54.4
16/09/2024	13:47	57.8		59.3	55.1
16/09/2024	13:52	61.4		62.6	56.4
16/09/2024	13:57	59.6		61.6	56.7
16/09/2024	14:02	60.8		62.0	55.8
16/09/2024	14:07	65.6		68.0	55.8
16/09/2024	14:12	57.7	61.2	59.5	55.2
16/09/2024	14:17	58.7		60.2	55.6
16/09/2024	14:22	58.8		60.9	55.9
16/09/2024	14:27	59.9		61.1	56.0
16/09/2024	14:32	61.6		65.1	55.8
16/09/2024	14:37	58.8		61.5	54.9
16/09/2024	14:42	58.1	60.4	59.5	55.0
16/09/2024	14:47	61.5		63.9	58.5
16/09/2024	14:52	60.9		62.8	58.7
16/09/2024	14:57	60.6		62.0	57.1
16/09/2024	15:02	58.3		59.6	55.7
16/09/2024	15:07	59.5		60.9	56.1
16/09/2024	15:12	58.5	59.2	60.2	56.0
16/09/2024	15:17	60.3		61.6	55.7
16/09/2024	15:22	58.3		61.2	54.8
16/09/2024	15:27	59.6		60.7	55.1
16/09/2024	15:32	60.4		62.5	55.4
16/09/2024	15:37	60.3		61.7	55.6
16/09/2024	15:42	61.0	59.5	61.4	55.2
16/09/2024	15:47	59.4		60.1	55.6
16/09/2024	15:52	57.5		59.2	54.8
16/09/2024	15:57	56.8		58.6	54.7
16/09/2024	16:02	57.7		59.7	55.1
16/09/2024	16:07	57.8		59.5	55.1
16/09/2024	16:12	58.1	57.7	59.6	56.0
16/09/2024	16:17	57.5		59.8	54.4
16/09/2024	16:22	57.6		59.8	55.0
16/09/2024	16:27	57.5		59.3	54.8
16/09/2024	16:32	57.1		58.6	54.6
16/09/2024	16:37	56.9		58.5	54.8
16/09/2024	16:42	57.3	56.8	58.7	55.3
16/09/2024	16:47	57.3		59.8	54.0
16/09/2024	16:52	55.8		57.9	52.9
16/09/2024	16:57	56.2		57.9	53.4
16/09/2024	17:02	55.0		55.9	51.4
16/09/2024	17:07	53.2		55.6	51.1
16/09/2024	17:12	54.8	54.0	56.8	51.7
16/09/2024	17:17	54.4		56.8	51.5
16/09/2024	17:22	53.7		55.6	51.2
16/09/2024	17:27	52.1		53.8	50.5
16/09/2024	17:32	55.3		57.2	52.2
16/09/2024	17:37	57.8		60.7	54.6
16/09/2024	17:42	55.5	56.9	57.1	53.6
16/09/2024	17:47	55.7		57.5	53.7
16/09/2024	17:52	56.2		58.3	54.0
16/09/2024	17:57	59.2		61.1	56.5
16/09/2024	18:02	58.0		59.4	56.0
16/09/2024	18:07	55.1		57.5	52.1
16/09/2024	18:12	52.9	54.0	54.0	51.4
16/09/2024	18:17	52.0		55.6	49.0
16/09/2024	18:22	48.9		50.3	47.7
16/09/2024	18:27	50.4		54.2	47.2
16/09/2024	18:32	52.4		53.6	51.0
16/09/2024	18:37	49.3		52.1	46.7
16/09/2024	18:42	49.1	49.1	50.8	46.9
16/09/2024	18:47	47.4		48.2	45.2
16/09/2024	18:52	46.1		47.0	44.8
16/09/2024	18:57	46.7		47.9	45.1
		Mean	58.9		
		Maximum	63.2		
		Minimum	49.1		

Date	Start Time	Leq (5mins)	Leq (30mins)	L10 (5mins)	L90 (5mins)
17/09/2024	7:02	42.7		43.3	40.9
17/09/2024	7:07	43.7		46.2	41.2
17/09/2024	7:12	46.7	46.6	48.0	42.0
17/09/2024	7:17	48.7		50.0	45.2
17/09/2024	7:22	49.1		51.9	44.2
17/09/2024	7:27	45.1		46.4	43.5
17/09/2024	7:32	47.4		49.2	45.3
17/09/2024	7:37	47.7		49.7	43.6
17/09/2024	7:42	50.6	49.9	53.0	48.8
17/09/2024	7:47	50.9		51.6	49.7
17/09/2024	7:52	50.5		50.8	50.2
17/09/2024	7:57	51.1		51.4	50.0
17/09/2024	8:02	51.6		53.3	49.9
17/09/2024	8:07	57.4		60.1	50.2
17/09/2024	8:12	50.8	57.1	51.2	50.3
17/09/2024	8:17	62.1		65.6	51.0
17/09/2024	8:22	54.5		56.3	50.8
17/09/2024	8:27	55.6		57.7	48.4
17/09/2024	8:32	53.6		56.3	48.9
17/09/2024	8:37	54.9		56.0	51.5
17/09/2024	8:42	56.1	58.5	57.4	53.2
17/09/2024	8:47	55.0		56.3	53.5
17/09/2024	8:52	58.1		59.8	55.9
17/09/2024	8:57	63.7		67.8	56.8
17/09/2024	9:02	67.4		70.8	59.5
17/09/2024	9:07	60.6		62.0	58.7
17/09/2024	9:12	61.6	65.0	63.7	58.2
17/09/2024	9:17	63.8		67.4	58.7
17/09/2024	9:22	68.6		72.5	59.6
17/09/2024	9:27	61.3		62.3	59.2
17/09/2024	9:32	61.6		63.6	59.3
17/09/2024	9:37	62.9		65.1	60.1
17/09/2024	9:42	64.7	62.9	66.9	61.2
17/09/2024	9:47	63.4		66.1	60.0
17/09/2024	9:52	61.7		63.0	59.4
17/09/2024	9:57	62.1		63.9	59.6
17/09/2024	10:02	63.3		64.5	60.3
17/09/2024	10:07	61.4		62.9	58.8
17/09/2024	10:12	62.0	62.9	63.4	59.9
17/09/2024	10:17	62.0		64.4	58.8
17/09/2024	10:22	63.7		63.8	59.9
17/09/2024	10:27	64.1		64.8	59.1
17/09/2024	10:32	60.6		62.3	58.1
17/09/2024	10:37	63.1		64.2	58.8
17/09/2024	10:42	62.9	62.5	64.5	60.0
17/09/2024	10:47	62.7		64.6	59.4
17/09/2024	10:52	62.5		64.8	59.0
17/09/2024	10:57	62.9		65.2	58.9
17/09/2024	11:02	63.1		65.5	58.8
17/09/2024	11:07	63.0		65.0	59.9
17/09/2024	11:12	63.3	62.4	65.1	60.6
17/09/2024	11:17	62.4		63.9	59.9
17/09/2024	11:22	61.5		63.2	59.5
17/09/2024	11:27	60.7		62.1	59.1
17/09/2024	11:32	62.7		63.2	58.6
17/09/2024	11:37	62.3		64.1	59.2
17/09/2024	11:42	61.1	61.8	64.0	58.6
17/09/2024	11:47	60.5		62.5	58.2
17/09/2024	11:52	61.6		63.7	59.3
17/09/2024	11:57	62.1		63.8	59.8
17/09/2024	12:02	64.0		65.9	61.2
17/09/2024	12:07	66.7		69.2	62.3
17/09/2024	12:12	64.2	65.7	67.1	61.1
17/09/2024	12:17	62.6		64.0	60.6
17/09/2024	12:22	66.6		68.7	64.4
17/09/2024	12:27	67.8		70.3	61.4
17/09/2024	12:32	62.1		63.6	60.5
17/09/2024	12:37	63.7		65.1	61.9
17/09/2024	12:42	63.4	65.4	64.8	61.6
17/09/2024	12:47	63.1		63.9	60.4
17/09/2024	12:52	67.7		70.5	60.9
17/09/2024	12:57	68.3		70.7	61.0
17/09/2024	13:02	58.7		60.2	55.1
17/09/2024	13:07	55.9		56.7	55.0
17/09/2024	13:12	56.0	59.8	56.7	54.8
17/09/2024	13:17	55.6		56.1	55.0
17/09/2024	13:22	56.0		57.1	54.3
17/09/2024	13:27	65.4		69.8	54.4
17/09/2024	13:32	54.5		55.4	53.5
17/09/2024	13:37	54.7		55.4	54.0
17/09/2024	13:42	54.4	58.1	55.2	53.5
17/09/2024	13:47	54.8		55.6	53.8
17/09/2024	13:52	57.7		59.2	55.5
17/09/2024	13:57	63.3		67.9	57.1
17/09/2024	14:02	68.4		70.8	64.3
17/09/2024	14:07	67.3		70.4	63.2
17/09/2024	14:12	65.0	65.2	67.9	59.4
17/09/2024	14:17	62.0		64.1	59.1
17/09/2024	14:22	61.1		63.2	58.7
17/09/2024	14:27	62.4		63.7	60.3
17/09/2024	14:32	67.4		70.5	60.4
17/09/2024	14:37	65.4		68.1	61.9
17/09/2024	14:42	63.1	65.6	64.4	61.4
17/09/2024	14:47	64.9		67.3	61.7
17/09/2024	14:52	65.0		67.4	62.6
17/09/2024	14:57	66.7		69.4	63.1
17/09/2024	15:02	67.4		70.2	63.6
17/09/2024	15:07	65.3		68.7	61.3
17/09/2024	15:12	68.8	66.1	72.4	61.2
17/09/2024	15:17	63.8		66.5	61.0
17/09/2024	15:22	65.6		68.0	62.3
17/09/2024	15:27	63.3		64.8	61.4
17/09/2024	15:32	63.3		64.8	60.1
17/09/2024	15:37	62.2		64.1	59.6
17/09/2024	15:42	64.3	64.2	66.3	60.8
17/09/2024	15:47	64.1		67.7	60.1
17/09/2024	15:52	65.1		68.6	60.0
17/09/2024	15:57	65.4		68.4	60.2
17/09/2024	16:02	63.8		66.9	61.1
17/09/2024	16:07	66.2		69.6	61.6
17/09/2024	16:12	67.8	66.0	70.5	61.6
17/09/2024	16:17	66.7		70.8	60.8
17/09/2024	16:22	66.6		71.8	60.6
17/09/2024	16:27	62.6		64.1	60.7
17/09/2024	16:32	62.7		64.2	60.9
17/09/2024	16:37	61.4		62.8	59.7
17/09/2024	16:42	66.0	63.9	70.0	59.8
17/09/2024	16:47	61.7		62.9	59.3
17/09/2024	16:52	66.7		70.4	60.6
17/09/2024	16:57	60.9		62.5	58.6
17/09/2024	17:02	64.5		68.1	59.9
17/09/2024	17:07	62.3		64.1	60.0
17/09/2024	17:12	63.5	63.8	65.4	61.0
17/09/2024	17:17	63.9		65.2	62.1
17/09/2024	17:22	65.0		67.9	61.9
17/09/2024	17:27	63.0		64.9	59.2
17/09/2024	17:32	62.7		64.1	61.0
17/09/2024	17:37	62.1		64.4	59.7
17/09/2024	17:42	66.7	63.4	69.8	60.5
17/09/2024	17:47	59.9		61.1	58.6
17/09/2024	17:52	60.0		61.9	57.4
17/09/2024	17:57	64.7		68.0	57.7
17/09/2024	18:02	58.2		59.9	55.9
17/09/2024	18:07	59.3		61.9	56.6
17/09/2024	18:12	59.4	59.2	61.1	56.8
17/09/2024	18:17	58.7		59.9	57.5
17/09/2024	18:22	59.0		60.7	56.7
17/09/2024	18:27	60.2		62.4	58.4
17/09/2024	18:32	60.8		62.7	58.6
17/09/2024	18:37	58.0		59.3	56.2
17/09/2024	18:42	56.6	57.4	58.0	55.0
17/09/2024	18:47	55.4		57.0	53.2
17/09/2024	18:52	54.4		55.7	52.9
17/09/2024	18:57	55.5		56.9	53.9
		Mean	61.4		
		Maximum	66.1		
		Minimum	46.6		

Station: CM29

Date	Start Time	Leq (5mins)	Leq (30mins)	L10 (5mins)	L90 (5mins)
18/09/2024	7:02	52.0		53.8	49.9
18/09/2024	7:07	52.1		52.9	49.6
18/09/2024	7:12	52.0	52.0	53.2	49.8
18/09/2024	7:17	52.6		52.8	49.8
18/09/2024	7:22	51.9		52.8	49.6
18/09/2024	7:27	51.5		53.0	48.7
18/09/2024	7:32	52.1		53.4	49.7
18/09/2024	7:37	50.4		51.7	46.8
18/09/2024	7:42	51.7	51.0	52.7	49.0
18/09/2024	7:47	50.3		50.9	48.2
18/09/2024	7:52	51.3		52.3	49.4
18/09/2024	7:57	49.9		51.6	48.5
18/09/2024	8:02	51.5		53.0	49.7
18/09/2024	8:07	52.0		53.6	50.4
18/09/2024	8:12	51.3	52.7	52.4	50.0
18/09/2024	8:17	50.7		51.8	49.1
18/09/2024	8:22	53.3		55.9	50.0
18/09/2024	8:27	55.5		57.4	49.2
18/09/2024	8:32	56.5		57.0	55.9
18/09/2024	8:37	56.9		57.9	55.5
18/09/2024	8:42	57.2	57.1	58.7	55.8
18/09/2024	8:47	56.7		58.5	50.9
18/09/2024	8:52	57.3		58.6	55.8
18/09/2024	8:57	58.1		59.5	56.8
18/09/2024	9:02	58.4		59.1	57.8
18/09/2024	9:07	58.3		59.0	57.7
18/09/2024	9:12	57.3	56.2	58.6	52.3
18/09/2024	9:17	50.3		52.4	47.4
18/09/2024	9:22	56.1		58.3	50.8
18/09/2024	9:27	49.5		52.8	46.6
18/09/2024	9:32	51.9		54.4	47.6
18/09/2024	9:37	57.1		59.2	52.3
18/09/2024	9:42	52.3	55.3	54.1	49.6
18/09/2024	9:47	57.4		59.1	53.9
18/09/2024	9:52	55.2		57.1	52.7
18/09/2024	9:57	54.7		55.8	53.6
18/09/2024	10:02	58.2		60.2	54.6
18/09/2024	10:07	58.4		60.1	55.9
18/09/2024	10:12	58.8	59.8	60.2	57.4
18/09/2024	10:17	59.9		61.4	58.3
18/09/2024	10:22	61.5		63.6	58.4
18/09/2024	10:27	61.1		63.7	57.9
18/09/2024	10:32	59.3		60.8	57.6
18/09/2024	10:37	58.7		60.1	56.9
18/09/2024	10:42	63.1	69.3	66.8	57.2
18/09/2024	10:47	70.2		73.4	62.1
18/09/2024	10:52	72.7		75.1	68.6
18/09/2024	10:57	72.7		74.9	70.0
18/09/2024	11:02	72.5		74.2	69.8
18/09/2024	11:07	71.7		74.1	62.2
18/09/2024	11:12	61.5	68.3	63.2	58.8
18/09/2024	11:17	61.4		63.0	59.6
18/09/2024	11:22	66.2		69.5	59.6
18/09/2024	11:27	61.4		67.2	60.9
18/09/2024	11:32	62.7		65.3	58.5
18/09/2024	11:37	61.3		64.4	55.8
18/09/2024	11:42	60.1	60.1	60.8	55.4
18/09/2024	11:47	58.6		59.4	54.5
18/09/2024	11:52	57.2		58.1	54.6
18/09/2024	11:57	58.4		59.4	56.5
18/09/2024	12:02	57.6		58.8	56.4
18/09/2024	12:07	58.7		60.5	56.5
18/09/2024	12:12	59.3	59.5	61.3	55.9
18/09/2024	12:17	60.6		62.6	55.7
18/09/2024	12:22	58.7		61.9	55.4
18/09/2024	12:27	60.9		63.1	57.9
18/09/2024	12:32	60.7		63.3	56.7
18/09/2024	12:37	57.2		58.3	56.1
18/09/2024	12:42	57.4	60.2	58.5	56.4
18/09/2024	12:47	58.7		61.1	56.0
18/09/2024	12:52	57.1		58.6	55.0
18/09/2024	12:57	64.5		66.5	61.7
18/09/2024	13:02	61.6		65.3	54.8
18/09/2024	13:07	55.3		56.0	54.4
18/09/2024	13:12	56.0	57.1	57.0	55.0
18/09/2024	13:17	54.6		55.1	54.2
18/09/2024	13:22	54.6		55.0	54.1
18/09/2024	13:27	54.9		55.9	54.0
18/09/2024	13:32	70.7		74.9	54.1
18/09/2024	13:37	54.9		55.6	54.1
18/09/2024	13:42	55.1	63.5	56.0	54.0
18/09/2024	13:47	54.9		57.2	53.8
18/09/2024	13:52	54.5		55.2	53.5
18/09/2024	13:57	55.6		56.7	54.5
18/09/2024	14:02	61.3		64.5	54.7
18/09/2024	14:07	65.2		68.1	60.3
18/09/2024	14:12	61.4	61.3	63.3	58.5
18/09/2024	14:17	59.1		61.9	56.0
18/09/2024	14:22	57.8		58.8	56.3
18/09/2024	14:27	57.4		58.6	56.3
18/09/2024	14:32	58.2		59.1	56.3
18/09/2024	14:37	63.7		66.5	57.5
18/09/2024	14:42	59.6	60.4	60.9	58.0
18/09/2024	14:47	59.7		61.2	58.1
18/09/2024	14:52	59.4		60.6	58.0
18/09/2024	14:57	59.5		61.0	57.5
18/09/2024	15:02	61.0		62.2	59.2
18/09/2024	15:07	60.5		62.0	58.0
18/09/2024	15:12	60.2	60.9	62.0	56.9
18/09/2024	15:17	61.9		64.4	57.6
18/09/2024	15:22	59.9		61.4	58.2
18/09/2024	15:27	61.3		63.3	57.3
18/09/2024	15:32	57.5		58.7	56.4
18/09/2024	15:37	59.1		60.7	56.6
18/09/2024	15:42	58.5	59.4	59.8	56.9
18/09/2024	15:47	57.8		59.5	56.2
18/09/2024	15:52	61.2		63.7	57.2
18/09/2024	15:57	60.9		63.3	57.3
18/09/2024	16:02	63.5		65.5	59.1
18/09/2024	16:07	64.2		67.2	59.0
18/09/2024	16:12	65.0	63.4	67.8	60.3
18/09/2024	16:17	62.7		65.6	58.0
18/09/2024	16:22	62.4		66.6	57.6
18/09/2024	16:27	61.9		65.3	58.2
18/09/2024	16:32	61.5		64.1	57.9
18/09/2024	16:37	59.2		60.1	57.5
18/09/2024	16:42	60.4	60.7	63.9	57.0
18/09/2024	16:47	61.4		64.5	57.9
18/09/2024	16:52	60.1		62.5	57.8
18/09/2024	16:57	61.0		64.3	58.1
18/09/2024	17:02	59.5		62.0	57.4
18/09/2024	17:07	60.1		62.1	57.7
18/09/2024	17:12	59.8	60.7	60.9	58.2
18/09/2024	17:17	60.6		61.8	57.8
18/09/2024	17:22	61.5		63.1	57.8
18/09/2024	17:27	62.1		64.2	58.9
18/09/2024	17:32	62.0		63.3	58.4
18/09/2024	17:37	60.2		60.8	57.4
18/09/2024	17:42	60.9	60.4	63.8	57.8
18/09/2024	17:47	60.9		63.6	56.9
18/09/2024	17:52	57.2		58.4	55.8
18/09/2024	17:57	59.8		63.1	55.7
18/09/2024	18:02	58.5		61.3	55.1
18/09/2024	18:07	57.0		59.0	55.0
18/09/2024	18:12	57.0	58.1	58.5	55.4
18/09/2024	18:17	59.0		60.8	57.1
18/09/2024	18:22	58.6		60.9	56.1
18/09/2024	18:27	57.9		59.2	56.5
18/09/2024	18:32	60.4		63.4	56.6
18/09/2024	18:37	59.1		61.8	56.3
18/09/2024	18:42	58.5	58.9	60.2	55.9
18/09/2024	18:47	60.7		63.8	55.7
18/09/2024	18:52	57.4		59.9	54.5
18/09/2024	18:57	55.0		56.7	53.2
		Mean	59.4		
		Maximum	69.3		
		Minimum	51.0		

Date	Start Time	Leq (5mins)	Leq (30mins)	L10 (5mins)	L90 (5mins)
19/09/2024	7:02	53.3		53.6	53.0
19/09/2024	7:07	53.3		54.0	52.8
19/09/2024	7:12	53.1	54.6	53.5	52.6
19/09/2024	7:17	53.8		55.6	52.3
19/09/2024	7:22	56.3		59.2	52.8
19/09/2024	7:27	56.2		58.9	53.3
19/09/2024	7:32	56.7		58.9	52.5
19/09/2024	7:37	57.4		60.8	52.6
19/09/2024	7:42	54.6	55.5	56.7	52.2
19/09/2024	7:47	55.5		57.5	52.1
19/09/2024	7:52	53.9		55.7	51.5
19/09/2024	7:57	53.0		54.7	51.2
19/09/2024	8:02	53.6		55.0	51.4
19/09/2024	8:07	52.3		53.2	51.3
19/09/2024	8:12	53.7	53.3	55.8	50.9
19/09/2024	8:17	53.9		55.9	50.5
19/09/2024	8:22	51.6		52.1	50.7
19/09/2024	8:27	54.0		55.5	51.3
19/09/2024	8:32	53.0		54.0	51.4
19/09/2024	8:37	54.0		54.5	52.7
19/09/2024	8:42	61.1	58.2	61.8	53.0
19/09/2024	8:47	60.8		63.7	53.2
19/09/2024	8:52	55.2		56.1	51.9
19/09/2024	8:57	58.5		60.8	52.5
19/09/2024	9:02	57.5		60.9	53.1
19/09/2024	9:07	57.3		59.6	53.2
19/09/2024	9:12	65.4	61.2	70.2	53.7
19/09/2024	9:17	63.8		67.4	52.3
19/09/2024	9:22	53.9		55.8	51.4
19/09/2024	9:27	58.0		60.9	52.6
19/09/2024	9:32	52.2		53.7	50.4
19/09/2024	9:37	54.7		56.0	51.6
19/09/2024	9:42	64.6	59.1	69.0	52.7
19/09/2024	9:47	58.7		60.9	53.2
19/09/2024	9:52	55.8		57.5	53.1
19/09/2024	9:57	56.1		58.8	53.1
19/09/2024	10:02	55.6		56.4	53.5
19/09/2024	10:07	57.0		58.0	55.3
19/09/2024	10:12	57.7	61.2	59.0	55.9
19/09/2024	10:17	57.7		59.1	56.3
19/09/2024	10:22	58.6		59.9	56.6
19/09/2024	10:27	67.1		72.6	57.6
19/09/2024	10:32	58.9		60.0	55.8
19/09/2024	10:37	57.3		59.3	55.0
19/09/2024	10:42	56.8	63.6	58.2	55.1
19/09/2024	10:47	58.1		59.4	55.8
19/09/2024	10:52	67.0		69.2	64.1
19/09/2024	10:57	67.9		69.8	65.8
19/09/2024	11:02	68.0		70.3	65.1
19/09/2024	11:07	68.2		70.1	65.0
19/09/2024	11:12	64.5	65.8	68.4	57.9
19/09/2024	11:17	65.1		66.8	62.5
19/09/2024	11:22	61.8		63.3	58.3
19/09/2024	11:27	63.6		65.0	61.7
19/09/2024	11:32	63.7		66.4	59.9
19/09/2024	11:37	60.6		61.7	59.2
19/09/2024	11:42	62.8	65.0	64.3	60.7
19/09/2024	11:47	63.0		63.9	62.2
19/09/2024	11:52	63.3		63.8	62.0
19/09/2024	11:57	69.7		72.5	62.1
19/09/2024	12:02	70.0		72.8	62.0
19/09/2024	12:07	61.0		61.5	59.9
19/09/2024	12:12	59.9	64.1	60.2	59.7
19/09/2024	12:17	59.9		60.2	59.6
19/09/2024	12:22	60.1		60.4	59.8
19/09/2024	12:27	60.1		60.7	59.7
19/09/2024	12:32	60.8		62.2	59.6
19/09/2024	12:37	59.9		60.2	59.5
19/09/2024	12:42	59.9	60.4	60.2	59.6
19/09/2024	12:47	60.1		60.4	59.7
19/09/2024	12:52	60.1		60.6	59.7
19/09/2024	12:57	61.3		62.4	60.2
19/09/2024	13:02	63.1		65.4	60.6
19/09/2024	13:07	65.3		66.9	62.3
19/09/2024	13:12	63.5	63.4	65.7	61.0
19/09/2024	13:17	63.0		64.6	60.9
19/09/2024	13:22	62.9		64.8	60.2
19/09/2024	13:27	61.5		63.3	59.6
19/09/2024	13:32	63.8		64.9	62.5
19/09/2024	13:37	67.0		69.3	62.9
19/09/2024	13:42	65.1	66.2	67.3	61.7
19/09/2024	13:47	64.6		65.3	63.7
19/09/2024	13:52	67.8		71.5	63.6
19/09/2024	13:57	67.2		71.7	62.9
19/09/2024	14:02	69.2		72.2	64.2
19/09/2024	14:07	69.7		72.3	65.8
19/09/2024	14:12	66.2	67.2	70.1	63.0
19/09/2024	14:17	65.2		67.4	62.7
19/09/2024	14:22	63.3		65.3	59.9
19/09/2024	14:27	66.3		69.5	61.5
19/09/2024	14:32	65.3		66.0	63.0
19/09/2024	14:37	66.2		66.8	61.5
19/09/2024	14:42	64.8	66.0	64.9	63.0
19/09/2024	14:47	67.4		68.0	63.2
19/09/2024	14:52	66.2		69.3	62.8
19/09/2024	14:57	65.8		68.2	63.2
19/09/2024	15:02	66.9		69.4	63.3
19/09/2024	15:07	65.2		68.3	62.6
19/09/2024	15:12	67.6	67.1	71.4	62.5
19/09/2024	15:17	68.7		71.5	63.9
19/09/2024	15:22	67.2		71.4	62.7
19/09/2024	15:27	66.1		70.9	59.7
19/09/2024	15:32	61.7		63.0	60.4
19/09/2024	15:37	60.8		61.8	59.8
19/09/2024	15:42	60.7	62.8	61.7	59.3
19/09/2024	15:47	64.1		67.6	59.3
19/09/2024	15:52	62.3		63.7	59.2
19/09/2024	15:57	65.2		68.7	59.7
19/09/2024	16:02	60.7		62.1	59.0
19/09/2024	16:10	55.2		57.1	51.7
19/09/2024	16:15	53.7		54.6	51.3
19/09/2024	16:20	52.6	54.9	53.6	51.4
19/09/2024	16:25	54.7		55.9	50.7
19/09/2024	16:30	54.3		57.7	51.4
19/09/2024	16:35	57.4		59.0	50.3
19/09/2024	16:40	55.8		57.3	51.1
19/09/2024	16:45	54.3		55.0	50.7
19/09/2024	16:50	53.0	55.2	54.2	51.4
19/09/2024	16:55	57.5		57.6	51.1
19/09/2024	17:00	55.5		58.5	51.2
19/09/2024	17:05	53.1		54.8	50.3
19/09/2024	17:10	54.4		57.3	51.0
19/09/2024	17:15	57.6		60.2	51.8
19/09/2024	17:20	54.4	56.4	54.9	49.9
19/09/2024	17:25	58.8		59.5	51.1
19/09/2024	17:30	53.7		55.8	50.9
19/09/2024	17:35	56.9		58.7	49.9
19/09/2024	17:40	57.5		57.9	50.6
19/09/2024	17:45	53.2		55.5	50.2
19/09/2024	17:50	57.4	59.7	58.6	50.2
19/09/2024	17:55	65.8		81.3	50.6
19/09/2024	18:00	53.0		55.6	49.9
19/09/2024	18:05	54.6		56.6	49.9
19/09/2024	18:10	59.0		63.2	49.7
19/09/2024	18:15	56.2		59.1	49.0
19/09/2024	18:20	55.7	55.7	58.0	49.6
19/09/2024	18:25	54.1		58.1	49.4
19/09/2024	18:30	52.0		54.1	48.9
19/09/2024	18:35	53.5		56.7	49.0
19/09/2024	18:40	53.3		56.2	48.4
19/09/2024	18:45	51.7		54.0	48.6
19/09/2024	18:50	52.8		55.3	47.7
19/09/2024	18:55	53.5		55.4	48.4
		Mean	60.7		
		Maximum	67.2		
		Minimum	53.3		

Station: CM29

Date	Start Time	Leq (5mins)	Leq (30mins)	L10 (5mins)	L90 (5mins)
20/09/2024	7:00	60.6		66.8	50.2
20/09/2024	7:05	55.8		57.7	48.8
20/09/2024	7:10	54.5	56.2	57.2	50.1
20/09/2024	7:15	53.0		54.8	49.9
20/09/2024	7:20	54.3		56.7	50.3
20/09/2024	7:25	53.4		55.6	49.3
20/09/2024	7:30	52.9		55.2	49.3
20/09/2024	7:35	57.4		58.2	49.9
20/09/2024	7:40	58.9	64.2	59.6	50.6
20/09/2024	7:45	54.1		56.0	50.0
20/09/2024	7:50	71.3		77.7	50.4
20/09/2024	7:55	57.9		60.3	50.8
20/09/2024	8:00	53.9		56.2	50.6
20/09/2024	8:05	55.6		59.2	51.3
20/09/2024	8:10	56.6	57.1	60.4	51.2
20/09/2024	8:15	55.2		58.5	51.0
20/09/2024	8:20	55.6		56.7	50.6
20/09/2024	8:25	61.3		65.5	51.9
20/09/2024	8:30	62.9		66.1	51.5
20/09/2024	8:35	62.1		64.1	56.3
20/09/2024	8:40	62.0	61.6	64.6	53.9
20/09/2024	8:45	61.2		63.7	53.8
20/09/2024	8:50	59.5		62.1	52.3
20/09/2024	8:55	60.9		63.4	55.0
20/09/2024	9:00	60.6		64.3	52.0
20/09/2024	9:05	56.2		56.7	51.1
20/09/2024	9:10	58.9	57.8	62.5	51.5
20/09/2024	9:15	58.3		59.7	51.2
20/09/2024	9:20	55.3		57.1	52.4
20/09/2024	9:25	54.1		56.2	51.7
20/09/2024	9:30	54.0		56.3	51.2
20/09/2024	9:35	54.2		56.6	50.7
20/09/2024	9:40	54.8	55.2	56.1	50.2
20/09/2024	9:45	56.0		59.2	50.8
20/09/2024	9:50	55.8		60.4	51.6
20/09/2024	9:55	55.7		58.4	52.2
20/09/2024	10:00	58.5		59.7	51.5
20/09/2024	10:05	57.3		57.4	51.8
20/09/2024	10:10	54.8	57.1	56.5	52.4
20/09/2024	10:15	58.7		59.6	52.4
20/09/2024	10:20	56.2		58.3	53.7
20/09/2024	10:25	55.9		57.8	53.1
20/09/2024	10:30	57.2		57.9	52.4
20/09/2024	10:35	56.4		56.8	52.5
20/09/2024	10:40	58.1	56.0	60.0	51.7
20/09/2024	10:45	54.8		55.8	51.0
20/09/2024	10:50	54.8		56.1	51.4
20/09/2024	10:55	53.0		54.7	51.4
20/09/2024	11:00	53.7		55.3	51.2
20/09/2024	11:05	58.6		60.7	52.1
20/09/2024	11:10	55.9	56.1	57.2	52.4
20/09/2024	11:15	54.0		55.1	52.2
20/09/2024	11:20	54.1		54.9	52.5
20/09/2024	11:25	57.8		59.0	51.5
20/09/2024	11:30	57.3		58.0	51.3
20/09/2024	11:35	53.6		55.0	51.7
20/09/2024	11:40	57.2	57.4	57.9	52.6
20/09/2024	11:45	58.3		60.9	54.1
20/09/2024	11:50	57.6		60.5	53.2
20/09/2024	11:55	58.7		60.6	52.9
20/09/2024	12:00	61.8		65.5	53.9
20/09/2024	12:05	63.6		65.6	54.8
20/09/2024	12:10	62.3	61.9	65.5	53.2
20/09/2024	12:15	62.3		65.7	53.3
20/09/2024	12:20	57.7		62.2	51.2
20/09/2024	12:25	61.6		63.6	53.0
20/09/2024	12:30	58.1		59.9	53.5
20/09/2024	12:35	56.7		59.5	52.9
20/09/2024	12:40	58.1	58.8	61.6	52.7
20/09/2024	12:45	57.8		59.6	54.0
20/09/2024	12:50	56.2		58.8	52.9
20/09/2024	12:55	62.5		67.2	55.3
20/09/2024	13:00	60.4		64.0	54.5
20/09/2024	13:05	57.8		57.9	54.0
20/09/2024	13:10	56.8	57.9	58.6	53.0
20/09/2024	13:15	57.6		59.1	52.5
20/09/2024	13:20	56.3		59.1	52.0
20/09/2024	13:25	57.3		60.6	53.4
20/09/2024	13:30	58.6		59.9	52.7
20/09/2024	13:35	56.3		57.2	52.2
20/09/2024	13:40	55.7	56.8	60.3	51.4
20/09/2024	13:45	54.1		55.7	51.5
20/09/2024	13:50	57.4		57.8	51.1
20/09/2024	13:55	57.1		58.7	51.9
20/09/2024	14:00	53.9		56.1	51.0
20/09/2024	14:05	56.7		59.4	51.7
20/09/2024	14:10	59.5	63.2	62.2	52.3
20/09/2024	14:15	66.1		69.3	56.9
20/09/2024	14:20	65.7		67.8	60.2
20/09/2024	14:25	64.8		67.6	55.7
20/09/2024	14:30	61.7		64.9	52.9
20/09/2024	14:35	62.8		66.0	53.0
20/09/2024	14:40	60.8	61.0	65.7	52.2
20/09/2024	14:45	56.1		58.7	52.1
20/09/2024	14:50	62.6		62.9	53.0
20/09/2024	14:55	58.7		59.6	53.9
20/09/2024	15:00	55.3		56.9	53.4
20/09/2024	15:05	57.8		59.9	54.0
20/09/2024	15:10	57.8	57.5	58.9	54.2
20/09/2024	15:15	59.2		59.5	54.6
20/09/2024	15:20	58.4		59.2	54.0
20/09/2024	15:25	55.0		56.3	53.7
20/09/2024	15:30	55.4		56.9	53.1
20/09/2024	15:35	57.1		60.2	52.8
20/09/2024	15:40	56.8	56.6	59.5	52.3
20/09/2024	15:45	58.7		62.7	52.7
20/09/2024	15:50	55.6		57.6	52.8
20/09/2024	15:55	55.1		56.7	52.4
20/09/2024	16:00	56.1		56.2	52.7
20/09/2024	16:05	55.9		56.2	53.0
20/09/2024	16:10	56.2	57.3	58.2	53.9
20/09/2024	16:15	59.6		60.2	54.6
20/09/2024	16:20	56.9		58.7	53.9
20/09/2024	16:25	57.7		58.5	53.2
20/09/2024	16:30	58.0		61.7	53.4
20/09/2024	16:35	54.4		55.3	52.8
20/09/2024	16:40	55.0	55.7	56.7	52.5
20/09/2024	16:45	54.6		55.7	52.3
20/09/2024	16:50	55.2		56.7	53.1
20/09/2024	16:55	56.0		58.6	53.0
20/09/2024	17:00	54.5		55.8	52.5
20/09/2024	17:05	55.9		58.0	52.1
20/09/2024	17:10	54.4	55.3	56.1	52.2
20/09/2024	17:15	55.1		57.5	52.7
20/09/2024	17:20	56.9		62.2	51.4
20/09/2024	17:25	54.5		56.3	51.9
20/09/2024	17:30	54.5		56.5	50.8
20/09/2024	17:35	54.4		56.3	50.9
20/09/2024	17:40	54.9	56.8	56.8	50.9
20/09/2024	17:45	53.8		55.6	51.5
20/09/2024	17:50	53.9		55.8	50.9
20/09/2024	17:55	61.8		62.7	51.1
20/09/2024	18:00	56.4		58.8	51.8
20/09/2024	18:05	54.0		55.8	51.2
20/09/2024	18:10	57.7	55.9	59.4	51.3
20/09/2024	18:15	56.7		56.8	50.6
20/09/2024	18:20	55.8		57.6	50.4
20/09/2024	18:25	53.4		55.9	50.4
20/09/2024	18:30	54.4		56.4	49.5
20/09/2024	18:35	54.6		57.6	50.4
20/09/2024	18:40	52.7	53.6	54.1	48.7
20/09/2024	18:45	52.5		54.7	49.8
20/09/2024	18:50	53.2		56.5	48.6
20/09/2024	18:55	53.8		56.7	49.2
		Mean	57.8		
		Maximum	64.2		
		Minimum	53.6		

Date	Start Time	Leq (5mins)	Leq (30mins)	L10 (5mins)	L90 (5mins)
21/09/2024	7:00	54.2		57.3	49.1
21/09/2024	7:05	56.9		60.4	49.4
21/09/2024	7:10	54.4	60.6	57.8	48.7
21/09/2024	7:15	62.4		66.2	50.1
21/09/2024	7:20	61.9		66.3	49.5
21/09/2024	7:25	64.0		66.5	52.4
21/09/2024	7:30	61.5		65.9	52.8
21/09/2024	7:35	63.2		67.7	52.8
21/09/2024	7:40	60.4	62.2	65.2	53.1
21/09/2024	7:45	57.6		59.1	52.5
21/09/2024	7:50	64.9		67.4	56.3
21/09/2024	7:55	62.5		65.6	55.8
21/09/2024	8:00	63.1		66.2	54.7
21/09/2024	8:05	65.0		68.4	56.6
21/09/2024	8:10	57.8	60.8	60.2	52.8
21/09/2024	8:15	56.0		58.2	52.3
21/09/2024	8:20	56.6		59.3	53.1
21/09/2024	8:25	57.2		60.4	52.5
21/09/2024	8:30	59.4		61.9	53.2
21/09/2024	8:35	63.9		67.8	53.3
21/09/2024	8:40	62.3	59.9	66.3	51.7
21/09/2024	8:45	55.5		56.6	51.3
21/09/2024	8:50	54.3		55.4	51.0
21/09/2024	8:55	52.9		54.3	50.9
21/09/2024	9:00	54.2		57.1	51.1
21/09/2024	9:05	53.6		55.0	51.3
21/09/2024	9:10	53.4	55.6	54.5	51.2
21/09/2024	9:15	57.2		58.9	51.3
21/09/2024	9:20	57.5		58.4	51.4
21/09/2024	9:25	55.6		55.8	50.8
21/09/2024	9:30	53.3		54.2	50.8
21/09/2024	9:35	53.2		54.3	50.7
21/09/2024	9:40	54.3	54.0	55.1	52.3
21/09/2024	9:45	54.0		55.1	51.0
21/09/2024	9:50	53.9		55.1	51.9
21/09/2024	9:55	55.1		56.1	52.7
21/09/2024	10:00	56.7		58.0	53.1
21/09/2024	10:05	55.0		56.7	52.4
21/09/2024	10:10	54.3	55.6	55.9	52.4
21/09/2024	10:15	55.2		56.4	53.2
21/09/2024	10:20	56.0		58.5	53.5
21/09/2024	10:25	56.2		58.4	52.7
21/09/2024	10:30	55.9		58.3	52.7
21/09/2024	10:35	55.4		57.4	53.2
21/09/2024	10:40	59.7	58.4	59.9	53.1
21/09/2024	10:45	55.5		56.5	53.6
21/09/2024	10:50	60.1		60.2	55.2
21/09/2024	10:55	60.3		61.8	54.1
21/09/2024	11:00	64.5		65.9	60.2
21/09/2024	11:05	60.3		61.4	58.2
21/09/2024	11:10	62.9	62.2	65.3	57.5
21/09/2024	11:15	61.2		63.1	59.5
21/09/2024	11:20	62.0		62.6	60.0
21/09/2024	11:25	61.0		62.5	59.4
21/09/2024	11:30	59.5		60.6	58.3
21/09/2024	11:35	61.8		62.7	56.8
21/09/2024	11:40	59.9	59.7	61.6	56.1
21/09/2024	11:45	59.0		60.1	56.0
21/09/2024	11:50	58.3		60.9	55.3
21/09/2024	11:55	58.8		60.9	54.8
21/09/2024	12:00	57.5		58.7	55.5
21/09/2024	12:05	56.8		57.9	55.0
21/09/2024	12:10	60.0	59.0	60.1	54.9
21/09/2024	12:15	60.3		62.8	56.1
21/09/2024	12:20	58.9		60.0	57.1
21/09/2024	12:25	59.4		60.3	58.6
21/09/2024	12:30	57.3		57.9	56.3
21/09/2024	12:35	58.4		59.4	56.3
21/09/2024	12:40	60.4	68.0	61.0	56.3
21/09/2024	12:45	58.4		58.7	56.2
21/09/2024	12:50	62.4		66.7	55.2
21/09/2024	12:55	75.2		84.4	56.2
21/09/2024	13:00	74.0		76.7	64.8
21/09/2024	13:05	69.3		72.2	66.5
21/09/2024	13:10	65.8	68.6	66.3	65.0
21/09/2024	13:15	64.0		64.7	62.9
21/09/2024	13:20	63.1		63.2	61.4
21/09/2024	13:25	62.2		62.3	61.0
21/09/2024	13:30	61.3		61.9	60.7
21/09/2024	13:35	61.5		62.7	60.6
21/09/2024	13:40	63.4	62.5	64.9	62.1
21/09/2024	13:45	62.2		62.7	61.5
21/09/2024	13:50	63.1		63.9	62.2
21/09/2024	13:55	63.0		64.0	62.0
21/09/2024	14:00	61.6		62.1	61.0
21/09/2024	14:05	61.0		61.3	60.6
21/09/2024	14:10	60.3	60.0	61.0	59.3
21/09/2024	14:15	59.1		59.6	58.1
21/09/2024	14:20	59.1		59.5	57.2
21/09/2024	14:25	57.7		58.2	56.6
21/09/2024	14:30	58.4		58.6	56.3
21/09/2024	14:35	56.8		56.9	55.7
21/09/2024	14:40	56.9	57.4	57.3	55.9
21/09/2024	14:45	58.6		59.6	55.6
21/09/2024	14:50	56.7		57.0	55.7
21/09/2024	14:55	56.6		57.0	54.8
21/09/2024	15:00	56.2		56.7	55.0
21/09/2024	15:05	57.1		57.8	54.9
21/09/2024	15:10	55.7	56.5	56.5	54.4
21/09/2024	15:15	55.8		56.4	54.5
21/09/2024	15:20	57.3		57.7	54.1
21/09/2024	15:25	56.5		57.5	54.3
21/09/2024	15:30	55.7		56.4	54.2
21/09/2024	15:35	57.0		57.7	54.0
21/09/2024	15:40	55.6	56.1	56.8	53.7
21/09/2024	15:45	56.7		58.4	53.7
21/09/2024	15:50	55.3		56.5	53.5
21/09/2024	15:55	56.1		56.9	54.3
21/09/2024	16:00	56.2		57.1	54.5
21/09/2024	16:05	56.0		56.5	54.2
21/09/2024	16:10	55.5	56.9	56.4	53.9
21/09/2024	16:15	57.9		60.9	54.5
21/09/2024	16:20	57.5		59.6	55.1
21/09/2024	16:25	57.6		59.2	55.2
21/09/2024	16:30	58.6		60.1	54.8
21/09/2024	16:35	57.5		58.2	54.8
21/09/2024	16:40	58.7	57.2	66.2	54.6
21/09/2024	16:45	55.2		56.3	53.4
21/09/2024	16:50	56.2		57.4	53.1
21/09/2024	16:55	55.7		58.0	53.5
21/09/2024	17:00	56.5		56.7	53.3
21/09/2024	17:05	55.7		56.6	54.0
21/09/2024	17:10	54.7	55.4	55.6	53.3
21/09/2024	17:15	55.1		56.3	53.1
21/09/2024	17:20	54.7		55.2	53.0
21/09/2024	17:25	55.5		56.3	53.5
21/09/2024	17:30	56.2		56.8	52.9
21/09/2024	17:35	56.2		57.1	54.3
21/09/2024	17:40	56.7	57.1	56.9	53.3
21/09/2024	17:45	54.8		56.2	53.4
21/09/2024	17:50	59.8		63.4	52.7
21/09/2024	17:55	57.1		58.0	52.5
21/09/2024	18:00	56.8		59.6	51.9
21/09/2024	18:05	58.0		59.2	52.4
21/09/2024	18:10	59.2	57.5	59.3	52.8
21/09/2024	18:15	57.1		57.3	52.8
21/09/2024	18:20	55.8		56.5	52.3
21/09/2024	18:25	57.4		59.6	52.2
21/09/2024	18:30	56.6		58.9	52.1
21/09/2024	18:35	54.1		54.8	52.0
21/09/2024	18:40	54.0	56.3	54.2	52.4
21/09/2024	18:45	54.5		55.7	52.7
21/09/2024	18:50	59.3		63.7	53.6
21/09/2024	18:55	56.5		57.4	54.0
		Mean	59.1		
		Maximum	68.6		
		Minimum	54.0		

Station: CM29

Date	Start Time	Leq (5mins)	Leq (30mins)	L10 (5mins)	L90 (5mins)
22/09/2024	7:00	51.2		53.5	47.6
22/09/2024	7:05	51.3		52.8	46.8
22/09/2024	7:10	51.1	51.7	52.1	47.1
22/09/2024	7:15	50.6		54.0	45.9
22/09/2024	7:20	51.4		53.3	46.7
22/09/2024	7:25	53.6		55.3	46.3
22/09/2024	7:30	49.9		51.8	47.3
22/09/2024	7:35	57.7		59.0	47.0
22/09/2024	7:40	53.6	57.4	57.2	47.1
22/09/2024	7:45	55.2		57.4	48.9
22/09/2024	7:50	59.6		64.6	48.5
22/09/2024	7:55	60.6		65.5	48.6
22/09/2024	8:00	56.2		57.5	47.7
22/09/2024	8:05	53.2		56.3	48.1
22/09/2024	8:10	58.1	56.4	61.6	50.4
22/09/2024	8:15	57.7		61.6	49.0
22/09/2024	8:20	50.8		52.4	48.8
22/09/2024	8:25	58.0		63.3	48.6
22/09/2024	8:30	57.3		61.3	49.7
22/09/2024	8:35	52.9		56.8	47.9
22/09/2024	8:40	52.9	55.3	55.0	48.3
22/09/2024	8:45	54.9		60.1	48.1
22/09/2024	8:50	57.7		61.6	48.9
22/09/2024	8:55	53.4		55.9	48.8
22/09/2024	9:00	54.1		55.3	48.1
22/09/2024	9:05	51.7		52.8	48.8
22/09/2024	9:10	54.6	53.9	56.1	49.4
22/09/2024	9:15	53.7		56.5	49.8
22/09/2024	9:20	55.1		58.4	48.9
22/09/2024	9:25	53.2		54.5	49.4
22/09/2024	9:30	52.0		54.9	49.0
22/09/2024	9:35	54.1		54.6	49.2
22/09/2024	9:40	52.3	52.7	53.6	49.1
22/09/2024	9:45	51.7		53.0	48.8
22/09/2024	9:50	52.9		55.3	49.7
22/09/2024	9:55	52.6		55.5	49.4
22/09/2024	10:00	54.8		59.2	49.6
22/09/2024	10:05	52.8		53.4	51.1
22/09/2024	10:10	54.9	55.7	58.0	51.0
22/09/2024	10:15	59.6		61.5	48.8
22/09/2024	10:20	51.4		52.1	49.1
22/09/2024	10:25	55.6		58.3	49.1
22/09/2024	10:30	54.3		56.7	50.2
22/09/2024	10:35	60.8		62.6	51.2
22/09/2024	10:40	53.5	56.5	56.1	49.9
22/09/2024	10:45	57.1		58.7	50.1
22/09/2024	10:50	53.9		56.1	49.1
22/09/2024	10:55	53.6		54.9	49.3
22/09/2024	11:00	51.7		53.0	49.0
22/09/2024	11:05	51.9		52.8	49.7
22/09/2024	11:10	55.4	54.8	56.8	49.7
22/09/2024	11:15	53.4		54.8	50.3
22/09/2024	11:20	57.4		60.3	50.5
22/09/2024	11:25	55.9		58.4	49.7
22/09/2024	11:30	54.2		54.3	50.0
22/09/2024	11:35	51.2		52.5	49.7
22/09/2024	11:40	57.3	54.2	59.5	51.0
22/09/2024	11:45	53.2		55.5	50.2
22/09/2024	11:50	53.6		55.4	50.9
22/09/2024	11:55	53.1		54.8	50.6
22/09/2024	12:00	54.0		55.4	51.2
22/09/2024	12:05	55.1		57.2	50.5
22/09/2024	12:10	53.1	54.4	53.2	50.3
22/09/2024	12:15	54.0		57.0	50.0
22/09/2024	12:20	56.2		59.7	50.2
22/09/2024	12:25	53.1		54.3	50.0
22/09/2024	12:30	53.7		54.8	50.6
22/09/2024	12:35	54.0		56.4	50.5
22/09/2024	12:40	54.7	56.1	56.5	52.2
22/09/2024	12:45	58.4		59.6	50.2
22/09/2024	12:50	54.8		57.1	51.0
22/09/2024	12:55	58.1		59.5	50.2
22/09/2024	13:00	53.9		55.3	50.3
22/09/2024	13:05	56.9		57.0	49.7
22/09/2024	13:10	54.1	56.0	58.0	49.5
22/09/2024	13:15	58.6		59.5	50.4
22/09/2024	13:20	53.8		56.0	50.0
22/09/2024	13:25	56.3		57.0	51.6
22/09/2024	13:30	53.9		56.6	50.5
22/09/2024	13:35	54.4		56.4	49.4
22/09/2024	13:40	57.8	57.5	58.9	50.0
22/09/2024	13:45	55.6		58.6	50.8
22/09/2024	13:50	60.4		64.6	51.2
22/09/2024	13:55	58.9		62.1	50.5
22/09/2024	14:00	59.7		60.7	50.6
22/09/2024	14:05	58.1		58.7	49.8
22/09/2024	14:10	59.2	58.2	62.7	50.4
22/09/2024	14:15	59.4		62.4	50.0
22/09/2024	14:20	55.5		58.9	51.2
22/09/2024	14:25	55.5		56.5	50.4
22/09/2024	14:30	53.8		55.1	49.4
22/09/2024	14:35	56.3		59.0	52.6
22/09/2024	14:40	52.9	56.1	54.3	49.8
22/09/2024	14:45	56.5		59.1	51.8
22/09/2024	14:50	54.7		56.0	52.0
22/09/2024	14:55	59.2		59.3	51.3
22/09/2024	15:00	57.8		59.5	54.6
22/09/2024	15:05	62.5		63.0	59.8
22/09/2024	15:10	61.2	60.0	62.7	59.0
22/09/2024	15:15	58.4		58.8	57.4
22/09/2024	15:20	58.6		59.3	56.7
22/09/2024	15:25	59.3		59.8	58.3
22/09/2024	15:30	59.0		59.5	58.1
22/09/2024	15:35	58.6		59.3	57.9
22/09/2024	15:40	58.9	59.7	59.6	57.6
22/09/2024	15:45	60.0		60.5	59.1
22/09/2024	15:50	59.9		60.9	58.8
22/09/2024	15:55	61.4		62.3	59.2
22/09/2024	16:00	62.8		62.9	61.1
22/09/2024	16:05	62.0		62.8	59.5
22/09/2024	16:10	60.0	60.7	60.6	59.3
22/09/2024	16:15	61.2		61.5	58.4
22/09/2024	16:20	58.5		59.2	57.6
22/09/2024	16:25	57.7		58.4	56.5
22/09/2024	16:30	57.4		58.0	56.2
22/09/2024	16:35	58.7		60.7	56.3
22/09/2024	16:40	58.6	58.3	58.7	55.2
22/09/2024	16:45	60.4		62.5	55.2
22/09/2024	16:50	57.6		60.3	54.6
22/09/2024	16:55	55.8		57.4	54.2
22/09/2024	17:00	59.2		59.4	54.3
22/09/2024	17:05	55.0		55.5	53.7
22/09/2024	17:10	56.3	56.6	57.1	52.9
22/09/2024	17:15	57.3		58.3	53.4
22/09/2024	17:20	54.9		55.5	53.1
22/09/2024	17:25	55.3		57.4	53.1
22/09/2024	17:30	57.4		58.1	53.2
22/09/2024	17:35	54.2		54.7	53.5
22/09/2024	17:40	55.1	57.4	56.3	53.2
22/09/2024	17:45	61.3		62.0	53.5
22/09/2024	17:50	57.3		58.0	52.9
22/09/2024	17:55	54.4		54.9	53.0
22/09/2024	18:00	59.0		60.8	53.0
22/09/2024	18:05	53.4		54.3	52.6
22/09/2024	18:10	53.9	56.4	54.6	52.1
22/09/2024	18:15	56.7		57.4	52.5
22/09/2024	18:20	56.8		57.4	52.7
22/09/2024	18:25	56.0		60.4	52.0
22/09/2024	18:30	53.8		54.9	51.9
22/09/2024	18:35	55.2		57.4	52.4
22/09/2024	18:40	53.8	54.4	54.2	51.6
22/09/2024	18:45	53.2		54.0	51.4
22/09/2024	18:50	55.2		56.9	51.4
22/09/2024	18:55	55.0		57.0	51.1
		Mean	56.3		
		Maximum	60.7		
		Minimum	51.7		

Date	Start Time	Leq (5mins)	Leq (30mins)	L10 (5mins)	L90 (5mins)
23/09/2024	7:00	54.0		56.2	50.8
23/09/2024	7:05	55.5		58.6	51.4
23/09/2024	7:10	55.6	56.6	58.8	51.9
23/09/2024	7:15	54.6		56.4	50.9
23/09/2024	7:20	59.3		64.2	52.7
23/09/2024	7:25	57.9		58.5	52.1
23/09/2024	7:30	59.1		60.5	52.1
23/09/2024	7:35	56.7		58.1	52.9
23/09/2024	7:40	58.1	57.7	59.9	53.7
23/09/2024	7:45	57.0		59.9	52.6
23/09/2024	7:50	58.2		58.5	52.3
23/09/2024	7:55	56.6		60.2	53.1
23/09/2024	8:00	59.0		59.4	52.5
23/09/2024	8:05	55.6		59.2	51.9
23/09/2024	8:10	60.6	59.6	62.7	55.5
23/09/2024	8:15	56.8		58.6	55.3
23/09/2024	8:20	62.1		63.1	55.3
23/09/2024	8:25	60.3		63.0	55.4
23/09/2024	8:30	56.8		58.2	55.2
23/09/2024	8:35	57.8		59.4	55.4
23/09/2024	8:40	56.8	58.0	57.6	55.5
23/09/2024	8:45	57.3		59.1	55.4
23/09/2024	8:50	58.9		60.5	55.7
23/09/2024	8:55	59.4		62.8	55.7
23/09/2024	9:00	62.7		63.2	62.2
23/09/2024	9:05	58.9		62.6	55.2
23/09/2024	9:10	61.2	61.6	63.2	55.8
23/09/2024	9:15	57.1		58.4	55.3
23/09/2024	9:20	65.2		70.0	55.3
23/09/2024	9:25	59.5		62.6	55.5
23/09/2024	9:30	60.2		62.7	55.6
23/09/2024	9:35	60.7		62.8	55.5
23/09/2024	9:40	60.2	60.0	62.6	55.5
23/09/2024	9:45	63.3		64.2	55.1
23/09/2024	9:50	54.7		55.8	52.4
23/09/2024	9:55	55.1		56.8	52.5
23/09/2024	10:00	57.6		60.6	52.5
23/09/2024	10:05	58.1		60.2	54.4
23/09/2024	10:10	58.0	57.7	59.3	52.0
23/09/2024	10:15	57.8		59.1	52.0
23/09/2024	10:20	56.8		57.5	52.7
23/09/2024	10:25	58.0		59.1	52.3
23/09/2024	10:30	54.2		54.7	51.9
23/09/2024	10:35	54.1		55.4	51.9
23/09/2024	10:40	54.1	55.3	55.5	52.3
23/09/2024	10:45	53.7		55.1	51.9
23/09/2024	10:50	55.4		55.9	51.6
23/09/2024	10:55	58.2		59.6	52.1
23/09/2024	11:00	54.7		57.1	51.7
23/09/2024	11:05	56.7		59.0	53.0
23/09/2024	11:10	59.6	60.3	63.1	52.4
23/09/2024	11:15	63.7		64.0	62.0
23/09/2024	11:20	62.8		63.6	55.0
23/09/2024	11:25	56.5		56.8	51.1
23/09/2024	11:30	55.9		56.1	51.6
23/09/2024	11:35	55.7		56.3	53.7
23/09/2024	11:40	54.8	56.3	55.6	53.3
23/09/2024	11:45	57.0		57.3	52.9
23/09/2024	11:50	58.1		60.3	51.3
23/09/2024	11:55	55.3		56.0	50.6
23/09/2024	12:00	55.5		58.0	51.2
23/09/2024	12:05	56.1		60.5	51.1
23/09/2024	12:10	58.6	56.0	60.1	52.0
23/09/2024	12:15	53.2		54.1	51.5
23/09/2024	12:20	56.2		59.1	52.1
23/09/2024	12:25	54.3		55.8	51.8
23/09/2024	12:30	57.2		59.4	52.5
23/09/2024	12:35	54.8		56.6	52.6
23/09/2024	12:40	57.1	56.8	59.1	51.8
23/09/2024	12:45	56.5		59.9	51.9
23/09/2024	12:50	58.0		58.8	51.5
23/09/2024	12:55	56.7		57.6	51.8
23/09/2024	13:00	55.0		55.1	51.5
23/09/2024	13:05	53.0		54.1	51.6
23/09/2024	13:10	59.9	56.3	60.6	52.1
23/09/2024	13:15	54.4		56.0	52.1
23/09/2024	13:20	56.2		56.7	52.1
23/09/2024	13:25	55.6		58.0	51.7
23/09/2024	13:30	54.5		57.1	51.4
23/09/2024	13:35	57.3		58.0	51.2
23/09/2024	13:40	53.4	56.8	54.8	51.4
23/09/2024	13:45	60.5		64.8	52.6
23/09/2024	13:50	53.8		54.8	51.9
23/09/2024	13:55	56.8		57.1	52.9
23/09/2024	14:00	55.4		57.3	52.4
23/09/2024	14:05	56.1		56.5	51.9
23/09/2024	14:10	54.0	56.3	55.0	52.2
23/09/2024	14:15	53.2		54.7	51.2
23/09/2024	14:20	53.5		54.6	51.4
23/09/2024	14:25	60.5		61.2	52.2
23/09/2024	14:30	54.7		56.9	51.3
23/09/2024	14:35	55.2		58.5	50.9
23/09/2024	14:40	59.8	56.0	59.9	51.4
23/09/2024	14:45	56.1		56.8	51.5
23/09/2024	14:50	52.8		53.9	51.5
23/09/2024	14:55	53.5		54.7	51.7
23/09/2024	15:00	54.1		55.6	51.8
23/09/2024	15:05	53.7		54.1	51.4
23/09/2024	15:10	52.6	54.0	53.6	51.3
23/09/2024	15:15	55.3		55.4	51.2
23/09/2024	15:20	53.5		54.8	51.1
23/09/2024	15:25	54.6		55.6	51.1
23/09/2024	15:30	56.3		56.8	52.3
23/09/2024	15:35	56.8		58.3	51.9
23/09/2024	15:40	53.4	55.9	54.3	52.2
23/09/2024	15:45	57.0		58.4	52.2
23/09/2024	15:50	55.3		56.3	53.4
23/09/2024	15:55	55.9		56.4	54.6
23/09/2024	16:00	54.5		55.3	53.4
23/09/2024	16:05	57.1		59.6	54.8
23/09/2024	16:10	58.6	57.5	61.6	53.6
23/09/2024	16:15	55.4		58.3	52.7
23/09/2024	16:20	57.7		58.6	54.3
23/09/2024	16:25	59.7		60.5	54.4
23/09/2024	16:30	58.7		59.9	55.0
23/09/2024	16:35	67.5		68.7	65.8
23/09/2024	16:40	65.7	67.5	66.9	64.2
23/09/2024	16:45	67.2		67.7	66.4
23/09/2024	16:50	69.3		71.7	67.0
23/09/2024	16:55	70.1		72.4	68.1
23/09/2024	17:00	68.6		69.5	67.8
23/09/2024	17:05	68.1		69.2	67.1
23/09/2024	17:10	68.2	67.7	69.2	66.0
23/09/2024	17:15	65.9		66.2	64.8
23/09/2024	17:20	67.9		70.0	64.5
23/09/2024	17:25	67.2		68.5	65.8
23/09/2024	17:30	67.6		68.0	64.9
23/09/2024	17:35	66.0		66.1	64.4
23/09/2024	17:40	64.0	65.0	64.6	63.2
23/09/2024	17:45	63.0		63.3	62.4
23/09/2024	17:50	64.0		64.1	62.4
23/09/2024	17:55	63.7		64.1	62.8
23/09/2024	18:00	63.0		63.5	62.4
23/09/2024	18:05	63.8		64.2	62.0
23/09/2024	18:10	63.9	62.9	65.0	61.8
23/09/2024	18:15	62.2		62.7	61.6
23/09/2024	18:20	62.7		62.8	61.2
23/09/2024	18:25	61.4		61.8	60.8
23/09/2024	18:30	63.6		68.6	60.5
23/09/2024	18:35	61.0		61.5	60.3
23/09/2024	18:40	61.0	61.9	61.8	60.3
23/09/2024	18:45	63.4		64.7	59.7
23/09/2024	18:50	60.7		61.0	59.1
23/09/2024	18:55	60.8		61.8	59.1
		Mean	58.9		
		Maximum	67.7		
		Minimum	54.0		

Station: CM29

Date	Start Time	Leq (5mins)	Leq (30mins)	L10 (5mins)	L90 (5mins)
24/09/2024	7:00	61.0		61.6	60.2
24/09/2024	7:05	61.3		62.6	60.3
24/09/2024	7:10	61.9	62.0	62.6	60.0
24/09/2024	7:15	60.4		60.8	59.7
24/09/2024	7:20	60.4		60.8	59.9
24/09/2024	7:25	65.1		68.1	60.3
24/09/2024	7:30	62.1		62.6	60.1
24/09/2024	7:35	61.3		62.4	60.3
24/09/2024	7:40	61.2	61.3	62.9	59.8
24/09/2024	7:45	61.1		63.3	59.6
24/09/2024	7:50	61.2		61.8	59.4
24/09/2024	7:55	60.5		61.8	59.2
24/09/2024	8:00	67.1		69.7	63.1
24/09/2024	8:05	66.7		69.9	63.1
24/09/2024	8:10	70.4	68.2	72.7	67.3
24/09/2024	8:15	67.1		67.4	66.7
24/09/2024	8:20	67.3		67.8	66.7
24/09/2024	8:25	69.0		70.8	67.4
24/09/2024	8:30	69.4		71.0	66.8
24/09/2024	8:35	67.4		67.5	66.2
24/09/2024	8:40	67.9	67.0	68.1	66.1
24/09/2024	8:45	65.3		65.7	64.6
24/09/2024	8:50	65.1		65.4	64.0
24/09/2024	8:55	64.6		65.6	63.6
24/09/2024	9:00	64.5		64.7	63.2
24/09/2024	9:05	63.9		64.4	62.8
24/09/2024	9:10	62.7	63.3	63.3	61.8
24/09/2024	9:15	62.7		63.4	61.9
24/09/2024	9:20	62.4		62.6	61.9
24/09/2024	9:25	63.5		63.6	61.6
24/09/2024	9:30	62.7		64.4	61.2
24/09/2024	9:35	65.3		69.6	61.0
24/09/2024	9:40	61.5	62.5	63.2	60.5
24/09/2024	9:45	61.5		61.7	60.3
24/09/2024	9:50	61.0		61.7	60.2
24/09/2024	9:55	61.0		61.7	60.2
24/09/2024	10:00	61.5		61.8	60.3
24/09/2024	10:05	60.7		61.0	60.2
24/09/2024	10:10	62.5	61.5	63.2	60.0
24/09/2024	10:15	61.4		62.3	59.9
24/09/2024	10:20	60.3		61.2	59.6
24/09/2024	10:25	62.2		62.9	59.5
24/09/2024	10:30	60.0		60.7	59.4
24/09/2024	10:35	60.8		61.1	59.8
24/09/2024	10:40	60.6	64.2	61.0	59.7
24/09/2024	10:45	68.6		69.5	61.7
24/09/2024	10:50	64.2		64.5	63.9
24/09/2024	10:55	64.3		64.5	63.6
24/09/2024	11:00	64.0		64.2	63.5
24/09/2024	11:05	63.9		64.1	60.3
24/09/2024	11:10	63.7	63.4	63.8	63.3
24/09/2024	11:15	62.5		63.6	60.3
24/09/2024	11:20	63.2		63.8	60.1
24/09/2024	11:25	62.6		64.3	60.2
24/09/2024	11:30	63.8		64.0	60.5
24/09/2024	11:35	62.5		63.8	60.5
24/09/2024	11:40	63.7	62.5	63.9	60.2
24/09/2024	11:45	62.7		64.2	60.1
24/09/2024	11:50	60.5		61.1	59.8
24/09/2024	11:55	60.7		62.8	59.7
24/09/2024	12:00	63.0		63.8	59.6
24/09/2024	12:05	64.0		65.6	60.0
24/09/2024	12:10	61.0	62.4	63.3	59.5
24/09/2024	12:15	61.8		63.6	59.6
24/09/2024	12:20	62.1		63.6	59.4
24/09/2024	12:25	61.6		63.6	59.4
24/09/2024	12:30	61.9		63.6	59.4
24/09/2024	12:35	61.7		63.5	59.5
24/09/2024	12:40	60.8	61.4	63.2	59.2
24/09/2024	12:45	61.9		63.5	59.1
24/09/2024	12:50	61.8		63.3	59.0
24/09/2024	12:55	60.1		63.1	58.7
24/09/2024	13:00	62.8		63.7	58.7
24/09/2024	13:05	63.3		63.4	58.8
24/09/2024	13:10	62.3	62.8	63.0	58.6
24/09/2024	13:15	64.1		64.5	62.8
24/09/2024	13:20	60.0		62.9	58.9
24/09/2024	13:25	63.0		63.4	58.8
24/09/2024	13:30	59.8		62.3	58.7
24/09/2024	13:35	63.3		63.6	58.8
24/09/2024	13:40	62.3	63.2	66.1	59.5
24/09/2024	13:45	66.0		66.2	60.6
24/09/2024	13:50	62.6		64.3	60.6
24/09/2024	13:55	62.7		64.1	61.3
24/09/2024	14:00	64.4		65.2	62.5
24/09/2024	14:05	65.1		65.9	62.8
24/09/2024	14:10	65.6	64.8	65.8	62.4
24/09/2024	14:15	64.2		65.0	62.1
24/09/2024	14:20	64.6		65.2	62.5
24/09/2024	14:25	64.5		65.6	62.8
24/09/2024	14:30	62.1		62.7	61.3
24/09/2024	14:35	63.4		64.5	61.5
24/09/2024	14:40	62.9	63.0	64.5	61.1
24/09/2024	14:45	63.7		63.9	60.5
24/09/2024	14:50	63.0		63.9	60.5
24/09/2024	14:55	62.5		63.9	60.4
24/09/2024	15:00	62.3		63.8	60.1
24/09/2024	15:05	62.4		63.6	60.0
24/09/2024	15:10	62.9	62.4	63.0	59.7
24/09/2024	15:15	62.6		63.8	59.6
24/09/2024	15:20	62.6		63.6	59.7
24/09/2024	15:25	61.5		63.4	59.8
24/09/2024	15:30	63.6		63.8	60.1
24/09/2024	15:35	61.6		63.4	59.5
24/09/2024	15:40	62.8	62.5	63.4	59.9
24/09/2024	15:45	62.1		63.4	59.5
24/09/2024	15:50	62.3		63.7	59.4
24/09/2024	15:55	62.2		63.7	59.4
24/09/2024	16:00	60.7		63.0	58.0
24/09/2024	16:05	58.6		59.1	58.0
24/09/2024	16:10	59.2	59.2	60.2	58.0
24/09/2024	16:15	58.5		59.4	57.7
24/09/2024	16:20	58.8		59.6	57.7
24/09/2024	16:25	58.7		59.3	57.8
24/09/2024	16:30	58.8		59.9	57.6
24/09/2024	16:35	58.8		59.6	57.7
24/09/2024	16:40	59.2	59.5	60.9	57.8
24/09/2024	16:45	59.2		60.3	57.6
24/09/2024	16:50	61.8		64.1	57.3
24/09/2024	16:55	58.4		59.6	57.1
24/09/2024	17:00	58.3		59.2	57.4
24/09/2024	17:05	58.6		59.4	57.6
24/09/2024	17:10	60.5	61.3	64.5	57.1
24/09/2024	17:15	57.0		58.9	56.4
24/09/2024	17:20	66.4		70.4	56.8
24/09/2024	17:25	58.8		61.4	56.8
24/09/2024	17:30	58.6		60.4	56.4
24/09/2024	17:35	58.3		61.0	55.5
24/09/2024	17:40	59.6	59.4	62.1	56.2
24/09/2024	17:45	59.6		62.8	55.4
24/09/2024	17:50	59.3		61.6	54.8
24/09/2024	17:55	60.7		63.3	57.5
24/09/2024	18:00	62.8		65.2	58.8
24/09/2024	18:05	62.3		64.4	58.0
24/09/2024	18:10	58.5	60.5	60.6	56.3
24/09/2024	18:15	59.7		62.3	55.4
24/09/2024	18:20	59.8		63.0	54.8
24/09/2024	18:25	57.7		60.0	54.0
24/09/2024	18:30	55.4		56.6	53.7
24/09/2024	18:35	62.8		67.2	53.6
24/09/2024	18:40	65.1	62.0	70.5	52.9
24/09/2024	18:45	61.2		64.1	56.4
24/09/2024	18:50	63.1		66.8	54.8
24/09/2024	18:55	58.2		61.2	55.3
		Mean	62.5		
		Maximum	68.2		
		Minimum	59.2		

Date	Start Time	Leq (5mins)	Leq (30mins)	L10 (5mins)	L90 (5mins)
25/09/2024	7:00	52.2		53.1	50.9
25/09/2024	7:05	52.7		54.1	51.1
25/09/2024	7:10	53.6	52.9	54.0	51.6
25/09/2024	7:15	53.5		62.0	51.0
25/09/2024	7:20	52.9		53.8	51.5
25/09/2024	7:25	52.6		53.6	50.6
25/09/2024	7:30	52.3		53.5	50.4
25/09/2024	7:35	53.1		53.9	52.2
25/09/2024	7:40	51.3	52.1	52.3	49.1
25/09/2024	7:45	52.5		53.3	51.2
25/09/2024	7:50	49.4		51.3	47.9
25/09/2024	7:55	53.0		53.8	52.0
25/09/2024	8:00	51.2		52.7	49.3
25/09/2024	8:05	51.7		52.9	50.2
25/09/2024	8:10	51.6	51.9	53.1	48.8
25/09/2024	8:15	52.5		55.4	47.9
25/09/2024	8:20	52.9		55.0	48.2
25/09/2024	8:25	50.9		53.1	48.1
25/09/2024	8:30	50.6		51.2	49.6
25/09/2024	8:35	51.7		53.6	49.2
25/09/2024	8:40	51.1	51.0	51.9	49.8
25/09/2024	8:45	51.3		52.8	49.5
25/09/2024	8:50	51.3		52.1	50.7
25/09/2024	8:55	50.1		51.3	48.6
25/09/2024	9:00	52.8		55.6	50.4
25/09/2024	9:05	54.3		56.3	50.8
25/09/2024	9:10	56.5	54.9	59.2	54.3
25/09/2024	9:15	54.4		57.1	51.5
25/09/2024	9:20	55.3		56.1	53.1
25/09/2024	9:25	55.2		57.2	53.4
25/09/2024	9:30	56.0		57.8	53.8
25/09/2024	9:35	58.9		61.6	54.8
25/09/2024	9:40	59.3	61.3	61.0	57.6
25/09/2024	9:45	62.1		64.2	59.3
25/09/2024	9:50	63.4		65.1	61.0
25/09/2024	9:55	63.7		65.5	61.0
25/09/2024	10:00	64.5		67.5	60.3
25/09/2024	10:05	66.1		68.8	61.9
25/09/2024	10:10	63.2	63.9	64.7	60.8
25/09/2024	10:15	62.1		63.9	59.7
25/09/2024	10:20	63.2		65.6	59.4
25/09/2024	10:25	63.0		65.6	59.6
25/09/2024	10:30	64.4		67.3	60.3
25/09/2024	10:35	61.3		63.2	58.6
25/09/2024	10:40	64.6	64.4	66.5	61.0
25/09/2024	10:45	64.1		66.4	58.2
25/09/2024	10:50	66.0		68.8	62.2
25/09/2024	10:55	64.7		67.7	61.5
25/09/2024	11:00	65.8		68.1	63.0
25/09/2024	11:05	65.9		68.5	62.4
25/09/2024	11:10	65.8	64.5	68.2	62.5
25/09/2024	11:15	64.0		66.7	60.9
25/09/2024	11:20	62.0		63.4	60.2
25/09/2024	11:25	61.8		63.1	59.4
25/09/2024	11:30	62.1		63.9	59.8
25/09/2024	11:35	61.7		63.8	58.2
25/09/2024	11:40	64.9	63.3	68.0	59.8
25/09/2024	11:45	66.0		68.6	62.0
25/09/2024	11:50	61.8		65.8	57.2
25/09/2024	11:55	60.8		62.4	58.0
25/09/2024	12:00	58.1		59.4	56.2
25/09/2024	12:05	58.8		60.0	56.9
25/09/2024	12:10	57.3	58.2	58.8	55.7
25/09/2024	12:15	57.5		58.9	55.8
25/09/2024	12:20	57.8		58.7	56.5
25/09/2024	12:25	59.2		61.1	56.4
25/09/2024	12:30	60.2		61.8	58.2
25/09/2024	12:35	58.7		59.9	56.8
25/09/2024	12:40	59.7	59.0	60.9	57.6
25/09/2024	12:45	59.5		60.8	57.1
25/09/2024	12:50	58.0		59.9	55.1
25/09/2024	12:55	56.7		58.3	54.8
25/09/2024	13:00	56.8		57.9	54.8
25/09/2024	13:05	57.9		59.0	56.5
25/09/2024	13:10	58.3	63.5	59.7	56.5
25/09/2024	13:15	63.2		67.7	57.9
25/09/2024	13:20	62.1		64.3	58.9
25/09/2024	13:25	69.0		73.2	59.5
25/09/2024	13:30	68.3		72.0	61.1
25/09/2024	13:35	67.3		71.2	60.6
25/09/2024	13:40	64.2	65.1	64.3	60.8
25/09/2024	13:45	61.5		62.9	60.1
25/09/2024	13:50	61.9		63.0	60.6
25/09/2024	13:55	62.3		63.2	60.5
25/09/2024	14:00	62.1		63.4	60.4
25/09/2024	14:05	61.4		62.7	60.1
25/09/2024	14:10	60.9	62.4	62.6	59.2
25/09/2024	14:15	61.4		62.6	60.3
25/09/2024	14:20	63.0		63.2	59.9
25/09/2024	14:25	64.4		68.5	62.6
25/09/2024	14:30	63.1		63.8	62.4
25/09/2024	14:35	61.8		63.1	60.6
25/09/2024	14:40	64.0	70.0	64.7	60.4
25/09/2024	14:45	73.9		77.2	64.0
25/09/2024	14:50	73.2		76.7	65.1
25/09/2024	14:55	69.3		72.5	61.3
25/09/2024	15:00	66.8		70.1	62.4
25/09/2024	15:05	68.1		70.6	64.2
25/09/2024	15:10	64.7	66.2	65.3	62.3
25/09/2024	15:15	67.0		70.9	62.3
25/09/2024	15:20	65.9		69.6	62.3
25/09/2024	15:25	63.4		64.4	62.0
25/09/2024	15:30	63.4		64.5	62.3
25/09/2024	15:35	61.9		63.2	60.1
25/09/2024	15:40	61.3	63.9	62.3	59.3
25/09/2024	15:45	61.9		64.3	58.8
25/09/2024	15:50	65.4		67.9	61.7
25/09/2024	15:55	66.7		69.4	62.1
25/09/2024	16:00	65.3		68.4	61.2
25/09/2024	16:05	67.3		69.8	62.8
25/09/2024	16:10	65.1	66.8	68.0	61.8
25/09/2024	16:15	68.0		71.0	62.2
25/09/2024	16:20	67.3		69.7	63.9
25/09/2024	16:25	67.2		70.9	62.8
25/09/2024	16:30	64.4		65.4	62.8
25/09/2024	16:35	63.2		64.6	59.9
25/09/2024	16:40	61.7	62.1	63.4	59.9
25/09/2024	16:45	61.1		62.4	59.4
25/09/2024	16:50	61.0		62.5	58.8
25/09/2024	16:55	59.5		62.0	56.6
25/09/2024	17:00	58.1		62.6	55.0
25/09/2024	17:05	56.6		57.4	55.6
25/09/2024	17:10	58.1	58.4	59.7	55.9
25/09/2024	17:15	59.5		61.4	57.4
25/09/2024	17:20	59.9		61.3	56.5
25/09/2024	17:25	57.1		58.3	55.6
25/09/2024	17:30	56.0		57.6	54.2
25/09/2024	17:35	56.5		58.2	54.0
25/09/2024	17:40	59.8	57.6	61.6	56.9
25/09/2024	17:45	59.3		61.4	55.7
25/09/2024	17:50	56.5		57.5	55.3
25/09/2024	17:55	55.9		56.4	55.1
25/09/2024	18:00	56.8		59.0	54.5
25/09/2024	18:05	56.0		56.8	55.2
25/09/2024	18:10	56.5	56.6	57.5	55.0
25/09/2024	18:15	57.1		59.1	54.7
25/09/2024	18:20	57.7		59.3	55.2
25/09/2024	18:25	55.4		56.7	54.0
25/09/2024	18:30	54.4		54.9	53.8
25/09/2024	18:35	54.0		54.6	53.2
25/09/2024	18:40	53.6	54.9	54.7	52.5
25/09/2024	18:45	54.9		55.7	53.7
25/09/2024	18:50	54.6		55.5	53.6
25/09/2024	18:55	56.9		59.1	55.2
		Mean	60.2		
		Maximum	70.0		
		Minimum	51.0		

Station: CM29

Date	Start Time	Leq (5mins)	Leq (30mins)	L10 (5mins)	L90 (5mins)
26/09/2024	7:00	52.9		53.5	52.0
26/09/2024	7:05	50.3		52.4	48.4
26/09/2024	7:10	52.0	52.4	53.1	50.8
26/09/2024	7:15	51.5		52.9	49.9
26/09/2024	7:20	53.2		53.7	51.5
26/09/2024	7:25	53.7		55.0	52.0
26/09/2024	7:30	54.8		57.4	51.6
26/09/2024	7:35	53.3		54.8	51.0
26/09/2024	7:40	52.1	52.3	54.1	50.3
26/09/2024	7:45	49.8		51.3	48.1
26/09/2024	7:50	50.5		51.4	49.4
26/09/2024	7:55	50.9		52.6	49.6
26/09/2024	8:00	51.1		52.9	48.5
26/09/2024	8:05	50.8		52.7	47.9
26/09/2024	8:10	50.4	53.4	52.4	47.5
26/09/2024	8:15	52.0		54.9	47.6
26/09/2024	8:20	52.4		55.0	48.2
26/09/2024	8:25	58.0		59.8	54.3
26/09/2024	8:30	56.6		59.7	51.2
26/09/2024	8:35	57.2		58.9	54.6
26/09/2024	8:40	55.5	57.6	57.3	54.2
26/09/2024	8:45	57.1		58.1	55.8
26/09/2024	8:50	59.0		60.3	57.3
26/09/2024	8:55	59.0		60.5	57.0
26/09/2024	9:00	58.5		59.6	57.1
26/09/2024	9:05	62.8		63.6	59.2
26/09/2024	9:10	62.2	63.4	63.4	60.4
26/09/2024	9:15	62.7		63.0	59.2
26/09/2024	9:20	63.5		64.3	59.3
26/09/2024	9:25	66.7		71.2	58.6
26/09/2024	9:30	66.5		69.8	59.8
26/09/2024	9:35	65.6		68.6	60.1
26/09/2024	9:40	62.9	63.6	64.6	59.4
26/09/2024	9:45	61.3		62.9	59.2
26/09/2024	9:50	60.7		62.2	58.9
26/09/2024	9:55	60.8		62.0	59.5
26/09/2024	10:00	62.5		63.9	60.4
26/09/2024	10:05	65.1		68.1	60.9
26/09/2024	10:10	61.7	64.4	62.9	60.2
26/09/2024	10:15	66.5		70.0	62.2
26/09/2024	10:20	64.2		69.4	63.1
26/09/2024	10:25	64.6		67.3	59.8
26/09/2024	10:30	60.6		62.3	58.5
26/09/2024	10:35	60.8		62.2	58.6
26/09/2024	10:40	61.1	60.6	62.2	58.7
26/09/2024	10:45	60.7		62.1	59.1
26/09/2024	10:50	60.3		62.1	57.9
26/09/2024	10:55	60.0		61.7	58.0
26/09/2024	11:00	60.6		62.0	58.1
26/09/2024	11:05	59.1		60.4	57.7
26/09/2024	11:10	58.6	59.2	59.4	57.0
26/09/2024	11:15	58.8		59.7	56.9
26/09/2024	11:20	58.8		60.1	57.1
26/09/2024	11:25	58.8		60.8	56.7
26/09/2024	11:30	60.3		63.3	56.7
26/09/2024	11:35	62.5		65.2	56.9
26/09/2024	11:40	65.2	61.4	68.2	60.7
26/09/2024	11:45	59.4		61.7	56.7
26/09/2024	11:50	58.7		59.9	57.0
26/09/2024	11:55	57.2		58.1	56.2
26/09/2024	12:00	57.3		58.8	55.8
26/09/2024	12:05	59.4		61.0	55.1
26/09/2024	12:10	58.4	58.2	60.2	55.7
26/09/2024	12:15	57.0		57.9	56.1
26/09/2024	12:20	58.3		60.0	56.4
26/09/2024	12:25	58.4		59.8	57.0
26/09/2024	12:30	59.3		59.5	56.1
26/09/2024	12:35	58.6		59.5	56.5
26/09/2024	12:40	56.7	57.3	57.9	55.5
26/09/2024	12:45	56.1		56.9	55.0
26/09/2024	12:50	55.8		56.7	54.9
26/09/2024	12:55	55.6		56.5	54.5
26/09/2024	13:00	57.5		59.4	55.6
26/09/2024	13:05	57.1		57.9	55.8
26/09/2024	13:10	58.1	61.0	59.2	56.9
26/09/2024	13:15	58.6		59.7	57.6
26/09/2024	13:20	66.0		69.9	58.3
26/09/2024	13:25	60.5		62.3	58.6
26/09/2024	13:30	67.3		70.5	60.1
26/09/2024	13:35	63.8		64.3	58.6
26/09/2024	13:40	60.5	63.1	62.1	58.6
26/09/2024	13:45	62.1		64.6	58.5
26/09/2024	13:50	59.6		60.7	58.2
26/09/2024	13:55	59.8		61.2	58.3
26/09/2024	14:00	59.8		60.8	58.5
26/09/2024	14:05	60.8		63.4	58.3
26/09/2024	14:10	59.9	60.0	61.1	58.5
26/09/2024	14:15	60.4		61.4	58.0
26/09/2024	14:20	59.6		60.7	58.5
26/09/2024	14:25	59.4		60.4	58.2
26/09/2024	14:30	59.8		61.2	58.3
26/09/2024	14:35	60.0		61.2	58.6
26/09/2024	14:40	68.4	64.9	71.8	60.2
26/09/2024	14:45	67.7		68.5	61.0
26/09/2024	14:50	63.1		65.3	60.1
26/09/2024	14:55	61.9		63.2	60.4
26/09/2024	15:00	74.1		75.4	60.2
26/09/2024	15:05	60.5		61.3	59.6
26/09/2024	15:10	62.0	67.3	63.3	60.1
26/09/2024	15:15	60.7		62.5	58.8
26/09/2024	15:20	61.1		62.7	58.4
26/09/2024	15:25	60.9		61.3	58.7
26/09/2024	15:30	59.1		60.0	57.2
26/09/2024	15:35	61.1		62.5	56.9
26/09/2024	15:40	59.9	62.3	60.8	56.2
26/09/2024	15:45	66.0		68.7	62.1
26/09/2024	15:50	62.8		67.3	58.3
26/09/2024	15:55	60.9		62.8	58.0
26/09/2024	16:00	60.6		61.9	58.9
26/09/2024	16:05	63.0		65.1	59.6
26/09/2024	16:10	64.1	63.0	66.0	60.0
26/09/2024	16:15	62.4		64.2	60.1
26/09/2024	16:20	63.6		65.2	61.1
26/09/2024	16:25	63.7		65.5	60.4
26/09/2024	16:30	62.4		65.3	58.6
26/09/2024	16:35	59.1		59.7	58.4
26/09/2024	16:40	58.7	59.6	59.4	58.1
26/09/2024	16:45	59.5		60.7	57.5
26/09/2024	16:50	58.1		60.1	56.1
26/09/2024	16:55	58.4		60.1	55.1
26/09/2024	17:00	61.9		64.0	55.8
26/09/2024	17:05	62.7		62.8	57.3
26/09/2024	17:10	63.4	62.3	66.0	58.3
26/09/2024	17:15	63.6		67.1	57.0
26/09/2024	17:20	60.4		63.0	56.0
26/09/2024	17:25	61.2		64.2	54.8
26/09/2024	17:30	62.1		65.0	55.7
26/09/2024	17:35	62.6		65.2	57.8
26/09/2024	17:40	62.7	60.8	65.1	56.7
26/09/2024	17:45	58.7		60.8	56.1
26/09/2024	17:50	57.3		58.7	55.8
26/09/2024	17:55	57.9		59.6	56.3
26/09/2024	18:00	57.0		57.8	56.2
26/09/2024	18:05	57.3		58.6	56.1
26/09/2024	18:10	58.4	57.5	59.5	56.9
26/09/2024	18:15	57.6		58.9	56.5
26/09/2024	18:20	57.4		59.1	56.0
26/09/2024	18:25	57.1		58.3	56.0
26/09/2024	18:30	57.1		58.0	56.0
26/09/2024	18:35	56.7		57.5	55.8
26/09/2024	18:40	57.3	57.8	58.5	56.2
26/09/2024	18:45	58.1		59.1	56.9
26/09/2024	18:50	58.6		60.1	57.3
26/09/2024	18:55	58.8		60.3	57.1
		Mean	60.1		
		Maximum	67.3		
		Minimum	52.3		

Date	Start Time	Leq (5mins)	Leq (30mins)	L10 (5mins)	L90 (5mins)
27/09/2024	7:00	56.5		57.0	50.0
27/09/2024	7:05	51.1		52.2	49.9
27/09/2024	7:10	51.9	57.1	54.3	49.9
27/09/2024	7:15	53.9		56.0	50.5
27/09/2024	7:20	61.1		61.7	50.6
27/09/2024	7:25	59.2		59.3	51.0
27/09/2024	7:30	52.9		54.4	50.9
27/09/2024	7:35	54.1		56.1	50.2
27/09/2024	7:40	51.9	62.7	53.6	49.6
27/09/2024	7:45	59.6		60.9	50.1
27/09/2024	7:50	67.9		72.6	50.7
27/09/2024	7:55	65.4		69.0	51.8
27/09/2024	8:00	57.2		60.0	52.1
27/09/2024	8:05	55.2		56.3	51.5
27/09/2024	8:10	55.9	59.5	59.2	52.2
27/09/2024	8:15	64.4		66.2	53.2
27/09/2024	8:20	59.7		60.3	54.8
27/09/2024	8:25	56.1		57.3	53.3
27/09/2024	8:30	57.5		59.6	55.4
27/09/2024	8:35	57.7		60.7	54.2
27/09/2024	8:40	61.3	66.1	65.2	55.7
27/09/2024	8:45	71.7		76.6	56.8
27/09/2024	8:50	67.8		74.2	56.1
27/09/2024	8:55	60.2		60.7	56.4
27/09/2024	9:00	60.5		63.3	57.3
27/09/2024	9:05	58.3		59.6	56.0
27/09/2024	9:10	60.8	62.2	61.8	56.8
27/09/2024	9:15	67.1		71.8	57.2
27/09/2024	9:20	59.9		62.6	56.8
27/09/2024	9:25	59.3		60.7	56.6
27/09/2024	9:30	61.0		62.1	57.4
27/09/2024	9:35	59.2		61.0	56.7
27/09/2024	9:40	66.3	63.4	71.6	58.1
27/09/2024	9:45	65.8		70.3	57.9
27/09/2024	9:50	60.5		61.0	56.8
27/09/2024	9:55	62.7		64.5	57.8
27/09/2024	10:00	65.5		69.2	61.2
27/09/2024	10:05	62.7		64.8	60.6
27/09/2024	10:10	61.2	63.2	61.8	60.4
27/09/2024	10:15	62.2		62.6	60.4
27/09/2024	10:20	62.7		64.5	60.9
27/09/2024	10:25	63.4		65.7	60.5
27/09/2024	10:30	66.7		69.6	62.2
27/09/2024	10:35	62.6		64.6	60.6
27/09/2024	10:40	61.3	62.4	62.7	60.0
27/09/2024	10:45	60.4		61.2	59.8
27/09/2024	10:50	60.3		60.8	59.8
27/09/2024	10:55	57.1		59.7	53.2
27/09/2024	11:00	59.8		60.2	59.4
27/09/2024	11:05	62.2		65.3	59.5
27/09/2024	11:10	62.9	61.4	65.6	59.7
27/09/2024	11:15	62.5		65.3	59.8
27/09/2024	11:20	62.0		65.4	55.7
27/09/2024	11:25	56.4		59.4	53.9
27/09/2024	11:30	55.0		56.4	53.5
27/09/2024	11:35	59.4		60.4	54.6
27/09/2024	11:40	60.0	59.4	60.2	59.7
27/09/2024	11:45	60.0		60.2	59.7
27/09/2024	11:50	60.0		60.3	59.7
27/09/2024	11:55	60.2		60.5	59.8
27/09/2024	12:00	62.1		65.7	60.0
27/09/2024	12:05	61.9		63.0	60.3
27/09/2024	12:10	68.6	66.1	72.8	61.1
27/09/2024	12:15	69.7		74.1	61.7
27/09/2024	12:20	64.8		67.3	59.6
27/09/2024	12:25	62.9		63.3	61.4
27/09/2024	12:30	63.1		63.9	61.9
27/09/2024	12:35	63.2		64.2	62.2
27/09/2024	12:40	64.4	63.1	65.6	60.8
27/09/2024	12:45	63.3		64.2	62.2
27/09/2024	12:50	62.1		63.0	61.2
27/09/2024	12:55	62.4		63.8	61.2
27/09/2024	13:00	62.2		63.2	61.2
27/09/2024	13:05	61.1		62.5	59.2
27/09/2024	13:10	62.8	62.8	63.5	62.1
27/09/2024	13:15	63.8		65.0	62.3
27/09/2024	13:20	62.9		63.8	62.1
27/09/2024	13:25	63.6		64.8	62.2
27/09/2024	13:30	71.3		75.7	61.7
27/09/2024	13:35	72.9		76.0	67.5
27/09/2024	13:40	69.8	70.3	73.7	63.2
27/09/2024	13:45	69.6		73.6	64.8
27/09/2024	13:50	69.7		73.6	65.4
27/09/2024	13:55	66.0		67.8	64.1
27/09/2024	14:00	70.0		74.5	64.7
27/09/2024	14:05	69.7		75.5	64.5
27/09/2024	14:10	64.7	67.1	65.3	64.0
27/09/2024	14:15	64.7		65.3	64.0
27/09/2024	14:20	64.5		65.6	63.2
27/09/2024	14:25	63.8		65.0	62.0
27/09/2024	14:30	64.6		66.4	61.4
27/09/2024	14:35	67.2		70.1	62.7
27/09/2024	14:40	68.5	67.2	71.7	62.7
27/09/2024	14:45	66.8		69.9	62.3
27/09/2024	14:50	68.4		71.0	62.7
27/09/2024	14:55	66.6		70.0	62.7
27/09/2024	15:00	67.9		70.8	63.5
27/09/2024	15:05	67.7		69.4	64.9
27/09/2024	15:10	68.7	67.6	70.7	64.9
27/09/2024	15:15	67.5		67.9	65.6
27/09/2024	15:20	67.2		67.3	64.4
27/09/2024	15:25	65.9		66.7	64.4
27/09/2024	15:30	66.2		67.5	63.7
27/09/2024	15:35	66.0		66.4	63.2
27/09/2024	15:40	61.9	63.8	63.7	60.0
27/09/2024	15:45	60.1		60.5	59.8
27/09/2024	15:50	62.9		63.8	59.7
27/09/2024	15:55	62.2		62.9	59.9
27/09/2024	16:00	63.0		63.8	59.9
27/09/2024	16:05	60.8		61.6	59.9
27/09/2024	16:10	62.5	63.1	62.6	59.9
27/09/2024	16:15	63.4		64.2	59.5
27/09/2024	16:20	63.8		64.8	59.6
27/09/2024	16:25	64.4		65.0	60.3
27/09/2024	16:30	63.4		65.0	59.7
27/09/2024	16:35	60.0		60.5	59.6
27/09/2024	16:40	59.4	60.3	59.8	59.0
27/09/2024	16:45	59.6		60.3	59.0
27/09/2024	16:50	58.3		59.6	54.8
27/09/2024	16:55	58.6		59.8	54.7
27/09/2024	17:00	59.6		60.0	59.2
27/09/2024	17:05	59.5		59.9	59.2
27/09/2024	17:10	59.5	57.8	59.7	59.3
27/09/2024	17:15	55.3		56.0	53.9
27/09/2024	17:20	53.6		54.8	52.1
27/09/2024	17:25	55.8		58.7	51.0
27/09/2024	17:30	58.4		59.4	53.7
27/09/2024	17:35	56.1		56.2	53.8
27/09/2024	17:40	58.4	58.5	59.9	54.4
27/09/2024	17:45	58.1		60.1	53.2
27/09/2024	17:50	55.9		58.7	52.9
27/09/2024	17:55	61.4		63.5	59.2
27/09/2024	18:00	58.6		61.2	53.0
27/09/2024	18:05	57.6		59.6	53.0
27/09/2024	18:10	58.4	58.3	59.7	53.1
27/09/2024	18:15	57.8		59.1	51.5
27/09/2024	18:20	58.5		59.5	53.8
27/09/2024	18:25	58.7		61.4	52.7
27/09/2024	18:30	54.4		57.6	52.2
27/09/2024	18:35	59.4		59.7	58.9
27/09/2024	18:40	54.8	57.5	58.9	51.8
27/09/2024	18:45	56.7		59.5	52.5
27/09/2024	18:50	59.7		61.3	54.3
27/09/2024	18:55	57.2		58.7	52.5
		Mean	62.5		
		Maximum	70.3		
		Minimum	57.1		

Station: CM29

Date	Start Time	Leq (5mins)	Leq (30mins)	L10 (5mins)	L90 (5mins)
28/09/2024	7:00	55.6	56.3	56.2	55.1
28/09/2024	7:05	56.4		57.0	56.0
28/09/2024	7:10	56.1		56.3	55.9
28/09/2024	7:15	56.3		56.6	56.0
28/09/2024	7:20	56.7		57.3	56.1
28/09/2024	7:25	56.4		56.7	56.1
28/09/2024	7:30	56.6	57.5	56.9	56.3
28/09/2024	7:35	56.8		57.2	56.4
28/09/2024	7:40	56.7		57.0	56.4
28/09/2024	7:45	54.9		57.1	51.5
28/09/2024	7:50	58.1		58.7	57.3
28/09/2024	7:55	60.0		60.1	58.0
28/09/2024	8:00	58.0	60.0	58.3	53.0
28/09/2024	8:05	59.0		60.2	57.3
28/09/2024	8:10	60.6		64.2	51.5
28/09/2024	8:15	61.6		65.3	57.4
28/09/2024	8:20	60.7		63.4	55.9
28/09/2024	8:25	58.7		61.1	53.0
28/09/2024	8:30	58.5	59.0	59.6	57.7
28/09/2024	8:35	56.3		58.2	53.7
28/09/2024	8:40	58.1		59.0	57.2
28/09/2024	8:45	60.0		62.0	56.5
28/09/2024	8:50	60.9		62.9	58.3
28/09/2024	8:55	58.6		59.7	56.2
28/09/2024	9:00	62.3	60.5	65.5	57.1
28/09/2024	9:05	61.2		63.7	59.1
28/09/2024	9:10	57.4		59.2	55.8
28/09/2024	9:15	61.2		63.8	58.2
28/09/2024	9:20	59.9		61.5	57.4
28/09/2024	9:25	59.7		60.5	57.8
28/09/2024	9:30	58.7	62.0	65.1	56.5
28/09/2024	9:35	63.5		66.9	59.5
28/09/2024	9:40	62.3		63.7	60.2
28/09/2024	9:45	61.7		62.8	59.9
28/09/2024	9:50	62.2		62.9	60.3
28/09/2024	9:55	62.0		62.1	59.3
28/09/2024	10:00	60.4	60.2	60.8	57.0
28/09/2024	10:05	60.4		60.7	56.1
28/09/2024	10:10	60.5		61.2	58.1
28/09/2024	10:15	59.7		60.8	57.7
28/09/2024	10:20	60.4		61.4	58.3
28/09/2024	10:25	60.0		61.1	57.3
28/09/2024	10:30	60.0		60.6	56.4
28/09/2024	10:35	58.9		60.8	55.3
		Mean	59.3		
		Maximum	62.0		
		Minimum	56.3		

Summary of Noise Monitoring Results during 07:00 - 19:00 at CM29	
	Leq (30mins)
Mean	59.5
Maximum	70.3
Minimum	46.6

Note:
1. The Leq (5mins) values within the time slots that do not have six consecutive Leq (5mins) values are not included in calculation of Leq (30mins).
2. Short periods of data gaps in tables are due to suspension of monitoring during replacement of batteries for the sound level meter.

Station: CM29

Date	Start Time	Leq (5mins)	Leq (30mins)	L10 (5mins)	L90 (5mins)
14/09/2024	19:02	59.9	55.7	60.2	49.8
14/09/2024	19:07	54.8		55.7	49.4
14/09/2024	19:12	54.6		55.2	48.6
14/09/2024	19:17	55.5		56.0	49.5
14/09/2024	19:22	52.0		54.2	48.4
14/09/2024	19:27	51.2		52.2	48.4
14/09/2024	19:32	53.9	56.6	55.9	49.0
14/09/2024	19:37	54.4		55.9	49.2
14/09/2024	19:42	53.1		55.5	48.3
14/09/2024	19:47	53.1		55.0	48.9
14/09/2024	19:52	57.2		59.8	54.0
14/09/2024	19:57	61.1		61.5	49.6
14/09/2024	20:02	56.5	55.0	58.3	49.3
14/09/2024	20:07	53.5		56.1	48.5
14/09/2024	20:12	54.6		57.7	49.2
14/09/2024	20:17	52.9		55.7	49.2
14/09/2024	20:22	54.1		56.2	50.0
14/09/2024	20:27	56.9		58.5	50.1
14/09/2024	20:32	52.2	52.7	54.1	48.8
14/09/2024	20:37	52.9		54.1	48.8
14/09/2024	20:42	52.6		53.9	49.4
14/09/2024	20:47	53.0		54.2	49.1
14/09/2024	20:52	52.4		55.7	48.0
14/09/2024	20:57	53.1		56.2	48.3
14/09/2024	21:02	56.0	56.2	58.7	48.2
14/09/2024	21:07	57.5		58.4	48.7
14/09/2024	21:12	56.6		58.3	49.7
14/09/2024	21:17	55.0		56.5	51.7
14/09/2024	21:22	56.0		57.4	49.8
14/09/2024	21:27	55.6		55.7	49.4
14/09/2024	21:32	51.3	55.5	51.8	48.7
14/09/2024	21:37	52.6		53.5	49.6
14/09/2024	21:42	55.8		57.2	49.5
14/09/2024	21:47	53.9		54.8	52.1
14/09/2024	21:52	58.7		59.2	51.3
14/09/2024	21:57	56.5		59.1	50.8
14/09/2024	22:02	56.2	61.2	57.7	52.1
14/09/2024	22:07	55.5		57.8	51.8
14/09/2024	22:12	52.8		54.2	51.0
14/09/2024	22:17	53.8		55.2	51.3
14/09/2024	22:22	68.1		72.5	50.3
14/09/2024	22:27	55.1		57.4	51.0
14/09/2024	22:32	53.9	53.4	55.0	51.6
14/09/2024	22:37	52.9		54.3	50.6
14/09/2024	22:42	53.2		54.5	51.2
14/09/2024	22:47	53.5		54.2	51.4
14/09/2024	22:52	53.8		55.6	50.8
14/09/2024	22:57	52.9		53.8	50.6
		Mean	55.8		
		Maximum	61.2		
		Minimum	52.7		

Date	Start Time	Leq (5mins)	Leq (30mins)	L10 (5mins)	L90 (5mins)
15/09/2024	19:02	51.2	52.3	52.2	48.5
15/09/2024	19:07	51.2		52.1	49.2
15/09/2024	19:12	51.9		54.3	48.8
15/09/2024	19:17	51.5		52.9	48.4
15/09/2024	19:22	51.8		53.0	49.1
15/09/2024	19:27	54.9		56.7	48.5
15/09/2024	19:32	55.7	53.8	56.6	50.1
15/09/2024	19:37	54.8		55.1	49.8
15/09/2024	19:42	51.4		51.6	48.2
15/09/2024	19:47	52.7		54.6	49.3
15/09/2024	19:52	51.4		52.2	48.4
15/09/2024	19:57	55.0		56.0	48.9
15/09/2024	20:02	53.2	53.5	53.7	48.3
15/09/2024	20:07	50.3		51.6	48.6
15/09/2024	20:12	56.4		58.8	49.3
15/09/2024	20:17	53.9		58.8	47.7
15/09/2024	20:22	52.4		52.5	49.5
15/09/2024	20:27	52.5		54.3	49.2
15/09/2024	20:32	55.7	53.0	56.5	47.8
15/09/2024	20:37	51.4		51.8	48.8
15/09/2024	20:42	52.5		57.7	48.7
15/09/2024	20:47	52.7		53.5	49.2
15/09/2024	20:52	51.9		52.2	49.0
15/09/2024	20:57	52.1		53.8	48.7
15/09/2024	21:02	52.2	53.6	53.8	48.4
15/09/2024	21:07	54.3		56.4	50.2
15/09/2024	21:12	55.8		56.4	48.8
15/09/2024	21:17	53.1		55.6	49.6
15/09/2024	21:22	52.0		53.9	48.2
15/09/2024	21:27	53.2		54.1	49.6
15/09/2024	21:32	52.7	52.3	53.9	49.5
15/09/2024	21:37	51.1		52.3	49.4
15/09/2024	21:42	52.8		52.9	49.4
15/09/2024	21:47	53.0		54.4	49.4
15/09/2024	21:52	52.0		52.8	49.6
15/09/2024	21:57	52.0		53.9	49.1
15/09/2024	22:02	50.9	55.7	52.1	49.4
15/09/2024	22:07	52.2		53.2	49.5
15/09/2024	22:12	52.8		53.9	49.6
15/09/2024	22:17	51.2		51.9	48.7
15/09/2024	22:22	55.0		56.1	49.2
15/09/2024	22:27	61.2		63.7	49.4
15/09/2024	22:32	52.1	52.1	52.8	49.2
15/09/2024	22:37	51.6		51.7	48.5
15/09/2024	22:42	51.7		52.4	48.6
15/09/2024	22:47	51.9		54.6	48.7
15/09/2024	22:52	53.3		55.0	49.5
15/09/2024	22:57	51.6		51.8	49.0
		Mean	53.3		
		Maximum	55.7		
		Minimum	52.1		

Date	Start Time	Leq (5mins)	Leq (30mins)	L10 (5mins)	L90 (5mins)
16/09/2024	19:02	48.4	47.9	49.8	45.2
16/09/2024	19:07	48.7		50.3	46.8
16/09/2024	19:12	45.9		47.0	44.3
16/09/2024	19:17	47.6		47.8	44.3
16/09/2024	19:22	45.3		46.7	44.0
16/09/2024	19:27	49.9		53.0	45.2
16/09/2024	19:32	46.7	49.0	47.6	44.9
16/09/2024	19:37	49.7		53.4	44.3
16/09/2024	19:42	47.1		49.2	44.7
16/09/2024	19:47	51.1		55.7	44.9
16/09/2024	19:52	46.1		47.6	44.7
16/09/2024	19:57	50.6		53.5	44.9
16/09/2024	20:02	48.8	49.7	50.5	46.5
16/09/2024	20:07	47.3		49.8	44.6
16/09/2024	20:12	45.9		47.1	44.5
16/09/2024	20:17	52.3		57.4	44.1
16/09/2024	20:22	49.9		51.0	45.6
16/09/2024	20:27	50.8		51.4	50.1
16/09/2024	20:32	52.4	50.9	53.8	50.8
16/09/2024	20:37	50.7		51.2	50.3
16/09/2024	20:42	51.5		53.1	50.5
16/09/2024	20:47	52.6		53.6	51.6
16/09/2024	20:52	48.3		51.6	46.7
16/09/2024	20:57	47.5		48.4	45.7
16/09/2024	21:02	48.7	48.8	52.0	45.7
16/09/2024	21:07	49.0		51.7	46.6
16/09/2024	21:12	50.7		52.8	47.5
16/09/2024	21:17	48.9		51.1	46.0
16/09/2024	21:22	48.0		48.9	47.0
16/09/2024	21:27	46.7		48.3	44.3
16/09/2024	21:32	45.2	46.4	46.1	44.1
16/09/2024	21:37	45.4		45.8	43.7
16/09/2024	21:42	45.0		45.4	43.7
16/09/2024	21:47	48.6		53.8	43.2
16/09/2024	21:52	47.6		47.7	43.8
16/09/2024	21:57	45.4		46.7	43.9
16/09/2024	22:02	46.2	47.6	49.1	43.8
16/09/2024	22:07	46.4		48.3	44.4
16/09/2024	22:12	47.1		50.0	43.7
16/09/2024	22:17	45.0		45.9	43.5
16/09/2024	22:22	48.7		49.3	44.4
16/09/2024	22:27	50.0		50.4	46.2
16/09/2024	22:32	46.6	47.2	47.7	44.9
16/09/2024	22:37	45.5		46.7	44.3
16/09/2024	22:42	49.1		52.7	44.4
16/09/2024	22:47	46.7		48.3	44.9
16/09/2024	22:52	47.5		50.1	44.3
16/09/2024	22:57	47.2		49.5	44.7
		Mean	48.4		
		Maximum	50.9		
		Minimum	46.4		

Station: CM29

Date	Start Time	Leq (5mins)	Leq (30mins)	L10 (5mins)	L90 (5mins)
17/09/2024	19:02	55.6		56.9	54.2
17/09/2024	19:07	56.1		57.0	54.2
17/09/2024	19:12	55.1	55.5	56.3	53.3
17/09/2024	19:17	55.0		56.3	53.6
17/09/2024	19:22	55.6		57.0	54.2
17/09/2024	19:27	55.6		57.3	54.0
17/09/2024	19:32	55.3		56.4	54.0
17/09/2024	19:37	51.7		53.5	49.2
17/09/2024	19:42	52.7	52.8	54.6	51.0
17/09/2024	19:47	51.3		53.4	48.8
17/09/2024	19:52	52.4		52.7	51.8
17/09/2024	19:57	52.1		52.8	50.8
17/09/2024	20:02	53.5		53.8	53.0
17/09/2024	20:07	53.1		54.0	52.0
17/09/2024	20:12	51.8	53.0	52.7	50.8
17/09/2024	20:17	52.4		52.9	52.0
17/09/2024	20:22	52.8		53.5	52.0
17/09/2024	20:27	53.8		54.9	52.5
17/09/2024	20:32	52.5		53.1	51.9
17/09/2024	20:37	53.4		54.1	52.6
17/09/2024	20:42	52.5	53.0	53.1	51.8
17/09/2024	20:47	53.3		53.6	52.8
17/09/2024	20:52	52.4		53.5	51.1
17/09/2024	20:57	53.6		54.1	53.1
17/09/2024	21:02	53.6		54.0	53.2
17/09/2024	21:07	53.6		54.2	52.9
17/09/2024	21:12	52.9	53.7	53.7	51.4
17/09/2024	21:17	53.2		53.7	52.8
17/09/2024	21:22	52.3		53.2	51.4
17/09/2024	21:27	55.7		58.3	51.4
17/09/2024	21:32	59.2		61.1	57.4
17/09/2024	21:37	58.2		60.6	52.1
17/09/2024	21:42	51.6	55.4	52.9	49.3
17/09/2024	21:47	51.8		52.2	49.5
17/09/2024	21:52	52.2		52.8	51.6
17/09/2024	21:57	51.7		52.7	51.0
17/09/2024	22:02	52.2		52.9	51.4
17/09/2024	22:07	52.6		54.0	51.6
17/09/2024	22:12	51.9	52.2	52.9	50.6
17/09/2024	22:17	52.6		53.5	51.4
17/09/2024	22:22	52.2		53.0	51.0
17/09/2024	22:27	51.5		52.6	49.9
17/09/2024	22:32	52.8		53.1	52.3
17/09/2024	22:37	52.7		53.3	52.2
17/09/2024	22:42	53.0	52.6	55.5	51.7
17/09/2024	22:47	52.8		54.1	51.6
17/09/2024	22:52	52.2		53.0	51.1
17/09/2024	22:57	52.0		52.8	51.4
		Mean	53.5		
		Maximum	55.5		
		Minimum	52.2		

Date	Start Time	Leq (5mins)	Leq (30mins)	L10 (5mins)	L90 (5mins)
18/09/2024	19:02	56.7		58.4	54.9
18/09/2024	19:07	57.3		58.1	54.8
18/09/2024	19:12	56.7	56.8	57.9	55.2
18/09/2024	19:17	56.8		58.4	55.0
18/09/2024	19:22	56.7		58.1	54.7
18/09/2024	19:27	56.5		57.6	55.1
18/09/2024	19:32	56.6		58.0	55.0
18/09/2024	19:37	56.1		57.5	53.8
18/09/2024	19:42	54.3	55.1	56.3	52.5
18/09/2024	19:47	54.4		56.8	52.4
18/09/2024	19:52	54.8		55.2	52.4
18/09/2024	19:57	54.0		55.6	52.3
18/09/2024	20:02	54.2		55.2	52.9
18/09/2024	20:07	55.2		57.3	53.1
18/09/2024	20:12	53.5	54.8	54.3	52.3
18/09/2024	20:17	54.8		56.0	52.9
18/09/2024	20:22	55.3		57.0	53.2
18/09/2024	20:27	55.4		57.1	53.1
18/09/2024	20:32	55.7		57.1	53.1
18/09/2024	20:37	55.1		56.1	53.5
18/09/2024	20:42	56.2	55.5	57.4	54.2
18/09/2024	20:47	55.6		58.0	53.8
18/09/2024	20:52	54.8		55.9	53.1
18/09/2024	20:57	55.3		56.9	53.2
18/09/2024	21:02	54.5		55.6	53.3
18/09/2024	21:07	54.4		55.0	53.0
18/09/2024	21:12	55.4	54.7	55.5	52.9
18/09/2024	21:17	54.0		54.8	53.0
18/09/2024	21:22	55.2		56.3	53.7
18/09/2024	21:27	54.5		55.8	53.3
18/09/2024	21:32	58.3		60.8	54.9
18/09/2024	21:37	56.1		57.0	53.6
18/09/2024	21:42	65.9	60.8	67.9	53.5
18/09/2024	21:47	60.8		62.4	53.0
18/09/2024	21:52	57.5		60.8	53.2
18/09/2024	21:57	57.4		59.1	53.9
18/09/2024	22:02	56.5		58.3	53.4
18/09/2024	22:07	54.9		56.2	53.4
18/09/2024	22:12	56.4	55.8	59.0	53.6
18/09/2024	22:17	55.2		56.2	53.3
18/09/2024	22:22	56.0		57.1	53.5
18/09/2024	22:27	55.5		55.8	53.1
18/09/2024	22:32	55.0		55.8	53.6
18/09/2024	22:37	54.5		55.3	53.4
18/09/2024	22:42	54.9	54.9	55.8	53.9
18/09/2024	22:47	54.8		56.0	53.6
18/09/2024	22:52	55.8		55.9	53.7
18/09/2024	22:57	54.2		55.2	53.2
		Mean	56.1		
		Maximum	60.8		
		Minimum	54.7		

Date	Start Time	Leq (5mins)	Leq (30mins)	L10 (5mins)	L90 (5mins)
19/09/2024	19:00	52.4		53.0	48.5
19/09/2024	19:05	53.4		57.1	47.8
19/09/2024	19:10	53.1	58.8	56.0	48.7
19/09/2024	19:15	55.8		59.3	48.1
19/09/2024	19:20	64.7		65.9	48.5
19/09/2024	19:25	58.0		60.5	49.0
19/09/2024	19:30	53.7		54.6	46.6
19/09/2024	19:35	52.0		55.2	47.2
19/09/2024	19:40	56.2	53.8	58.6	50.7
19/09/2024	19:45	52.8		56.7	47.5
19/09/2024	19:50	51.2		52.5	47.9
19/09/2024	19:55	54.7		58.6	48.8
19/09/2024	20:00	51.6		52.9	48.8
19/09/2024	20:05	56.8		57.8	48.6
19/09/2024	20:10	54.3	58.2	58.2	49.2
19/09/2024	20:15	63.9		65.4	48.7
19/09/2024	20:20	56.6		59.0	48.7
19/09/2024	20:25	51.3		53.4	48.1
19/09/2024	20:30	51.5		52.7	48.2
19/09/2024	20:35	53.8		56.8	48.0
19/09/2024	20:40	52.0	52.4	52.6	48.6
19/09/2024	20:45	53.0		55.4	48.6
19/09/2024	20:50	52.2		52.8	47.7
19/09/2024	20:55	51.7		54.1	48.5
19/09/2024	21:00	51.5		54.0	47.7
19/09/2024	21:05	51.4		52.2	48.5
19/09/2024	21:10	51.4	51.5	51.8	48.5
19/09/2024	21:15	52.3		52.5	47.6
19/09/2024	21:20	51.5		52.2	47.9
19/09/2024	21:25	51.1		52.0	47.5
19/09/2024	21:30	51.8		53.0	47.4
19/09/2024	21:35	51.4		53.6	46.8
19/09/2024	21:40	50.4	51.1	50.8	47.8
19/09/2024	21:45	51.8		53.6	47.5
19/09/2024	21:50	50.8		53.2	46.7
19/09/2024	21:55	50.3		52.3	47.9
19/09/2024	22:00	50.8		52.0	47.5
19/09/2024	22:05	51.3		54.8	47.3
19/09/2024	22:10	50.6	51.0	50.9	47.2
19/09/2024	22:15	49.7		49.8	46.7
19/09/2024	22:20	50.3		51.2	46.8
19/09/2024	22:25	52.5		55.5	47.1
19/09/2024	22:30	49.9		50.7	47.0
19/09/2024	22:35	52.9		55.6	47.0
19/09/2024	22:40	50.3	51.0	53.5	45.9
19/09/2024	22:45	50.5		50.6	46.6
19/09/2024	22:50	52.4		56.5	47.4
19/09/2024	22:55	48.1		49.4	46.3
		Mean	53.5		
		Maximum	58.8		
		Minimum	51.0		

Station: CM29

Date	Start Time	Leq (5mins)	Leq (30mins)	L10 (5mins)	L90 (5mins)
20/09/2024	19:00	56.4		56.8	49.7
20/09/2024	19:05	68.7		68.9	50.8
20/09/2024	19:10	59.1	62.1	62.2	49.9
20/09/2024	19:15	53.6		56.7	50.1
20/09/2024	19:20	53.4		55.1	51.0
20/09/2024	19:25	57.5		58.7	51.0
20/09/2024	19:30	53.5		56.1	50.3
20/09/2024	19:35	60.1		63.2	51.2
20/09/2024	19:40	58.1	57.3	60.1	52.1
20/09/2024	19:45	56.2		60.5	51.9
20/09/2024	19:50	56.8		59.9	51.8
20/09/2024	19:55	56.2		56.4	49.5
20/09/2024	20:00	52.8		55.6	49.4
20/09/2024	20:05	54.9		56.4	49.7
20/09/2024	20:10	54.9	55.1	56.7	51.3
20/09/2024	20:15	53.7		55.0	51.5
20/09/2024	20:20	53.5		55.0	50.5
20/09/2024	20:25	58.2		59.3	52.9
20/09/2024	20:30	54.0		54.6	52.0
20/09/2024	20:35	55.6		57.6	53.5
20/09/2024	20:40	54.9	56.8	55.4	53.1
20/09/2024	20:45	57.5		57.9	53.3
20/09/2024	20:50	58.5		61.4	53.6
20/09/2024	20:55	58.5		62.4	50.8
20/09/2024	21:00	52.5		54.6	49.7
20/09/2024	21:05	51.7		53.3	48.4
20/09/2024	21:10	51.4	51.5	52.3	48.8
20/09/2024	21:15	50.4		51.1	48.5
20/09/2024	21:20	51.6		51.8	48.6
20/09/2024	21:25	51.4		53.6	47.7
20/09/2024	21:30	53.3		53.9	47.8
20/09/2024	21:35	51.2		52.5	47.8
20/09/2024	21:40	53.0	52.1	53.3	48.6
20/09/2024	21:45	50.8		51.5	48.3
20/09/2024	21:50	52.3		54.6	47.8
20/09/2024	21:55	51.2		51.9	48.1
20/09/2024	22:00	50.8		52.0	48.0
20/09/2024	22:05	51.1		52.1	48.1
20/09/2024	22:10	50.4	50.7	51.5	47.0
20/09/2024	22:15	51.1		52.2	48.3
20/09/2024	22:20	50.0		51.5	48.0
20/09/2024	22:25	50.9		51.7	48.0
20/09/2024	22:30	51.1		52.2	48.0
20/09/2024	22:35	54.1		56.8	47.1
20/09/2024	22:40	51.3	54.0	53.3	47.7
20/09/2024	22:45	51.1		52.4	47.2
20/09/2024	22:50	53.8		55.1	47.1
20/09/2024	22:55	58.0		58.7	47.7
		Mean	55.0		
		Maximum	62.1		
		Minimum	50.7		

Date	Start Time	Leq (5mins)	Leq (30mins)	L10 (5mins)	L90 (5mins)
21/09/2024	19:00	58.1		59.7	54.5
21/09/2024	19:05	56.1		56.6	54.9
21/09/2024	19:10	56.9	57.6	58.0	55.1
21/09/2024	19:15	58.6		59.5	55.2
21/09/2024	19:20	58.9		61.2	55.7
21/09/2024	19:25	56.2		56.8	55.1
21/09/2024	19:30	56.5		57.0	55.6
21/09/2024	19:35	57.7		57.8	56.1
21/09/2024	19:40	57.0	57.1	57.6	56.0
21/09/2024	19:45	57.3		59.0	55.8
21/09/2024	19:50	57.7		58.2	55.6
21/09/2024	19:55	56.4		56.8	55.4
21/09/2024	20:00	57.5		57.7	54.4
21/09/2024	20:05	56.5		57.1	55.2
21/09/2024	20:10	56.9	56.9	57.8	54.9
21/09/2024	20:15	56.3		57.0	54.9
21/09/2024	20:20	57.0		59.3	54.8
21/09/2024	20:25	57.0		58.3	54.7
21/09/2024	20:30	55.6		56.6	54.2
21/09/2024	20:35	53.6		54.7	52.3
21/09/2024	20:40	54.5	55.5	55.0	52.0
21/09/2024	20:45	55.2		55.9	53.8
21/09/2024	20:50	57.0		57.1	54.2
21/09/2024	20:55	56.1		56.7	54.0
21/09/2024	21:00	55.9		56.5	54.3
21/09/2024	21:05	55.3		56.1	53.4
21/09/2024	21:10	55.7	56.2	57.0	53.3
21/09/2024	21:15	57.2		57.3	53.7
21/09/2024	21:20	54.4		55.4	52.8
21/09/2024	21:25	57.6		58.5	53.8
21/09/2024	21:30	54.9		55.4	54.2
21/09/2024	21:35	55.7		56.3	54.5
21/09/2024	21:40	55.3	54.9	56.0	53.7
21/09/2024	21:45	55.1		55.7	52.7
21/09/2024	21:50	53.7		54.4	52.4
21/09/2024	21:55	54.2		55.7	52.6
21/09/2024	22:00	56.9		58.4	52.9
21/09/2024	22:05	54.7		55.6	53.1
21/09/2024	22:10	53.7	54.2	53.9	50.2
21/09/2024	22:15	52.8		54.0	50.2
21/09/2024	22:20	52.1		53.0	49.8
21/09/2024	22:25	53.1		53.5	50.7
21/09/2024	22:30	52.0		53.1	50.6
21/09/2024	22:35	52.1		52.6	50.2
21/09/2024	22:40	52.7	53.2	53.4	50.1
21/09/2024	22:45	52.9		53.5	50.0
21/09/2024	22:50	55.5		57.1	50.7
21/09/2024	22:55	52.9		54.0	50.3
		Mean	55.7		
		Maximum	57.6		
		Minimum	53.2		

Date	Start Time	Leq (5mins)	Leq (30mins)	L10 (5mins)	L90 (5mins)
22/09/2024	19:00	56.5		57.4	51.3
22/09/2024	19:05	52.4		57.5	50.3
22/09/2024	19:10	57.6	54.8	60.6	50.2
22/09/2024	19:15	52.0		53.1	50.5
22/09/2024	19:20	53.6		55.2	50.5
22/09/2024	19:25	53.8		55.3	51.5
22/09/2024	19:30	55.0		55.7	53.4
22/09/2024	19:35	53.2		54.2	52.2
22/09/2024	19:40	57.2	57.5	58.0	52.0
22/09/2024	19:45	60.6		61.2	52.5
22/09/2024	19:50	56.4		60.8	52.4
22/09/2024	19:55	58.9		59.0	52.6
22/09/2024	20:00	54.7		55.2	52.9
22/09/2024	20:05	55.3		63.1	52.5
22/09/2024	20:10	55.4	56.1	56.0	53.1
22/09/2024	20:15	58.2		58.9	52.8
22/09/2024	20:20	56.3		56.5	52.7
22/09/2024	20:25	55.7		57.3	53.2
22/09/2024	20:30	54.9		55.7	53.0
22/09/2024	20:35	55.0		55.7	53.7
22/09/2024	20:40	54.1	54.8	54.7	53.1
22/09/2024	20:45	54.7		55.5	53.3
22/09/2024	20:50	54.9		55.8	53.1
22/09/2024	20:55	55.2		55.7	53.9
22/09/2024	21:00	55.9		56.3	52.3
22/09/2024	21:05	53.5		54.1	52.1
22/09/2024	21:10	52.6	54.8	53.6	51.0
22/09/2024	21:15	57.6		59.8	51.8
22/09/2024	21:20	53.5		54.3	51.0
22/09/2024	21:25	53.4		54.0	51.6
22/09/2024	21:30	52.9		53.9	50.7
22/09/2024	21:35	53.5		54.5	51.0
22/09/2024	21:40	52.1	53.1	52.8	50.9
22/09/2024	21:45	53.7		55.3	51.3
22/09/2024	21:50	53.5		54.5	51.5
22/09/2024	21:55	52.8		53.4	51.0
22/09/2024	22:00	57.0		60.1	50.8
22/09/2024	22:05	54.4		58.4	51.1
22/09/2024	22:10	54.2	55.1	54.5	50.5
22/09/2024	22:15	52.4		53.2	50.1
22/09/2024	22:20	57.5		58.3	50.6
22/09/2024	22:25	52.0		53.2	50.2
22/09/2024	22:30	53.2		54.1	50.5
22/09/2024	22:35	52.9		53.1	50.4
22/09/2024	22:40	53.9	53.0	57.5	50.4
22/09/2024	22:45	52.8		53.7	50.4
22/09/2024	22:50	53.1		54.1	50.3
22/09/2024	22:55	51.9		52.6	49.9
		Mean	54.9		
		Maximum	57.5		
		Minimum	53.0		

Station: CM29

Date	Start Time	Leq (5mins)	Leq (30mins)	L10 (5mins)	L90 (5mins)
23/09/2024	19:00	59.7		60.8	58.8
23/09/2024	19:05	60.2		60.8	59.1
23/09/2024	19:10	64.8	66.0	66.0	59.7
23/09/2024	19:15	64.7		66.7	62.5
23/09/2024	19:20	69.8		71.4	68.3
23/09/2024	19:25	67.9		68.4	67.3
23/09/2024	19:30	66.9		67.4	66.0
23/09/2024	19:35	65.7		66.1	65.2
23/09/2024	19:40	64.7	65.0	65.1	64.0
23/09/2024	19:45	63.9		64.2	63.4
23/09/2024	19:50	63.3		63.8	62.8
23/09/2024	19:55	64.5		65.0	62.8
23/09/2024	20:00	62.8		63.1	62.4
23/09/2024	20:05	63.0		64.1	61.7
23/09/2024	20:10	61.7	62.0	61.9	61.2
23/09/2024	20:15	61.6		62.2	61.0
23/09/2024	20:20	61.0		61.4	60.5
23/09/2024	20:25	61.7		62.3	60.3
23/09/2024	20:30	61.0		61.4	60.4
23/09/2024	20:35	61.6		62.2	59.9
23/09/2024	20:40	61.8	61.1	62.8	59.3
23/09/2024	20:45	62.0		62.5	59.2
23/09/2024	20:50	59.7		60.0	59.1
23/09/2024	20:55	59.8		60.3	59.0
23/09/2024	21:00	59.2		59.5	58.6
23/09/2024	21:05	59.1		59.3	58.3
23/09/2024	21:10	58.7	58.8	59.0	58.2
23/09/2024	21:15	58.5		58.7	57.8
23/09/2024	21:20	58.9		59.9	57.7
23/09/2024	21:25	58.4		58.6	57.4
23/09/2024	21:30	57.8		58.3	57.2
23/09/2024	21:35	57.4		57.9	56.5
23/09/2024	21:40	65.5	60.3	67.4	56.8
23/09/2024	21:45	57.2		57.6	56.5
23/09/2024	21:50	58.5		59.4	56.4
23/09/2024	21:55	57.0		57.3	55.9
23/09/2024	22:00	56.9		57.5	55.8
23/09/2024	22:05	57.0		57.5	56.1
23/09/2024	22:10	58.0	56.9	58.5	55.8
23/09/2024	22:15	56.6		57.1	55.6
23/09/2024	22:20	56.0		56.7	55.1
23/09/2024	22:25	56.4		57.1	55.1
23/09/2024	22:30	57.0		57.1	55.0
23/09/2024	22:35	55.9		56.9	54.5
23/09/2024	22:40	59.4	57.2	61.1	54.9
23/09/2024	22:45	56.5		57.4	54.8
23/09/2024	22:50	57.8		60.9	54.5
23/09/2024	22:55	55.6		56.4	54.5
		Mean	60.9		
		Maximum	66.0		
		Minimum	56.9		

Date	Start Time	Leq (5mins)	Leq (30mins)	L10 (5mins)	L90 (5mins)
24/09/2024	19:00	61.2		63.2	56.4
24/09/2024	19:05	59.4		61.5	56.6
24/09/2024	19:10	61.8	59.6	63.9	59.3
24/09/2024	19:15	58.7		60.7	56.4
24/09/2024	19:20	58.0		60.1	55.0
24/09/2024	19:25	56.5		58.4	54.1
24/09/2024	19:30	56.2		58.4	54.0
24/09/2024	19:35	59.2		62.2	53.6
24/09/2024	19:40	57.9	56.9	59.8	55.1
24/09/2024	19:45	56.4		57.9	54.8
24/09/2024	19:50	55.8		57.5	53.5
24/09/2024	19:55	54.4		55.1	53.5
24/09/2024	20:00	53.6		54.8	52.6
24/09/2024	20:05	54.1		55.2	52.3
24/09/2024	20:10	52.0	53.5	52.9	50.5
24/09/2024	20:15	54.1		54.9	52.8
24/09/2024	20:20	53.3		54.6	51.6
24/09/2024	20:25	53.8		55.0	52.9
24/09/2024	20:30	54.6		56.2	53.0
24/09/2024	20:35	54.8		56.2	53.2
24/09/2024	20:40	53.8	54.1	56.6	50.9
24/09/2024	20:45	53.1		53.9	52.1
24/09/2024	20:50	53.7		54.8	52.4
24/09/2024	20:55	54.4		55.2	52.1
24/09/2024	21:00	52.7		53.7	51.5
24/09/2024	21:05	52.8		53.6	51.8
24/09/2024	21:10	54.2	57.8	56.7	51.2
24/09/2024	21:15	55.1		57.6	52.0
24/09/2024	21:20	60.0		63.0	50.7
24/09/2024	21:25	62.1		63.4	60.2
24/09/2024	21:30	59.9		61.7	58.0
24/09/2024	21:35	61.4		64.0	58.7
24/09/2024	21:40	57.2	57.6	61.2	51.0
24/09/2024	21:45	52.9		53.6	51.8
24/09/2024	21:50	52.4		53.5	51.2
24/09/2024	21:55	53.2		54.2	51.7
24/09/2024	22:00	53.7		55.0	52.2
24/09/2024	22:05	52.3		52.9	51.5
24/09/2024	22:10	52.6	52.9	53.9	50.9
24/09/2024	22:15	53.2		54.0	51.8
24/09/2024	22:20	51.7		53.3	49.9
24/09/2024	22:25	53.3		54.2	52.5
24/09/2024	22:30	52.9		55.9	49.9
24/09/2024	22:35	53.7		55.0	52.8
24/09/2024	22:40	51.7	52.7	52.6	50.6
24/09/2024	22:45	53.1		54.5	51.4
24/09/2024	22:50	52.6		54.3	50.8
24/09/2024	22:55	52.0		52.9	51.2
		Mean	55.6		
		Maximum	59.6		
		Minimum	52.7		

Date	Start Time	Leq (5mins)	Leq (30mins)	L10 (5mins)	L90 (5mins)
25/09/2024	19:00	56.2		58.6	53.4
25/09/2024	19:05	55.0		56.8	53.2
25/09/2024	19:10	56.7	55.7	58.4	54.3
25/09/2024	19:15	57.1		59.0	52.6
25/09/2024	19:20	54.3		55.5	52.5
25/09/2024	19:25	53.9		54.9	52.7
25/09/2024	19:30	54.1		54.9	52.6
25/09/2024	19:35	55.4		56.2	54.2
25/09/2024	19:40	55.9	55.4	57.1	54.6
25/09/2024	19:45	55.2		56.0	54.5
25/09/2024	19:50	55.9		56.8	54.7
25/09/2024	19:55	55.9		57.3	54.3
25/09/2024	20:00	56.0		56.7	54.7
25/09/2024	20:05	56.2		57.5	54.9
25/09/2024	20:10	55.3	58.2	56.5	54.1
25/09/2024	20:15	60.9		62.1	54.5
25/09/2024	20:20	59.0		60.9	56.6
25/09/2024	20:25	58.7		60.4	54.8
25/09/2024	20:30	55.0		56.3	53.8
25/09/2024	20:35	55.3		56.3	52.5
25/09/2024	20:40	56.1	56.0	58.1	53.4
25/09/2024	20:45	56.6		58.5	54.1
25/09/2024	20:50	56.5		58.7	54.2
25/09/2024	20:55	56.1		58.5	53.4
25/09/2024	21:00	55.3		57.2	52.6
25/09/2024	21:05	54.4		55.2	52.6
25/09/2024	21:10	55.7	56.1	57.3	54.2
25/09/2024	21:15	58.3		61.8	53.6
25/09/2024	21:20	54.5		55.2	53.1
25/09/2024	21:25	56.8		59.8	53.0
25/09/2024	21:30	54.5		55.2	53.2
25/09/2024	21:35	55.4		57.2	52.8
25/09/2024	21:40	56.2	55.6	58.1	52.7
25/09/2024	21:45	55.8		57.3	52.9
25/09/2024	21:50	55.5		57.6	52.8
25/09/2024	21:55	55.9		58.9	51.0
25/09/2024	22:00	58.0		60.4	53.9
25/09/2024	22:05	56.3		58.3	52.8
25/09/2024	22:10	56.0	55.9	58.0	53.2
25/09/2024	22:15	54.8		56.7	53.6
25/09/2024	22:20	53.1		54.0	51.8
25/09/2024	22:25	55.5		57.4	53.7
25/09/2024	22:30	53.8		55.5	51.9
25/09/2024	22:35	55.4		65.5	53.4
25/09/2024	22:40	56.4	54.8	57.0	53.1
25/09/2024	22:45	54.5		55.5	53.3
25/09/2024	22:50	54.4		55.3	53.4
25/09/2024	22:55	53.7		54.6	52.6
		Mean	55.9		
		Maximum	58.2		
		Minimum	54.8		

Station: CM29

Date	Start Time	Leq (5mins)	Leq (30mins)	L10 (5mins)	L90 (5mins)
26/09/2024	19:00	58.3	58.1	58.9	57.1
26/09/2024	19:05	59.0		59.1	56.4
26/09/2024	19:10	57.7		58.9	56.6
26/09/2024	19:15	57.4		58.1	56.6
26/09/2024	19:20	57.6		58.4	56.5
26/09/2024	19:25	58.6		60.5	56.3
26/09/2024	19:30	58.8	59.2	61.2	56.9
26/09/2024	19:35	60.7		63.5	57.7
26/09/2024	19:40	59.0		59.9	57.5
26/09/2024	19:45	58.7		59.8	57.4
26/09/2024	19:50	58.7		60.1	57.3
26/09/2024	19:55	58.6		60.1	57.3
26/09/2024	20:00	59.1	58.8	60.4	57.3
26/09/2024	20:05	59.9		62.2	57.0
26/09/2024	20:10	57.9		59.5	56.3
26/09/2024	20:15	59.0		59.7	56.5
26/09/2024	20:20	59.2		60.8	56.9
26/09/2024	20:25	57.5		58.9	56.1
26/09/2024	20:30	59.8	58.6	60.9	56.6
26/09/2024	20:35	58.9		60.0	56.5
26/09/2024	20:40	59.4		59.7	57.1
26/09/2024	20:45	58.0		58.8	57.1
26/09/2024	20:50	57.6		58.5	56.5
26/09/2024	20:55	57.4		58.4	56.4
26/09/2024	21:00	57.6	58.7	58.9	56.4
26/09/2024	21:05	59.2		61.2	56.4
26/09/2024	21:10	57.9		59.4	56.4
26/09/2024	21:15	58.5		60.1	56.1
26/09/2024	21:20	58.9		60.1	57.3
26/09/2024	21:25	59.9		61.5	57.3
26/09/2024	21:30	59.3	58.8	60.5	57.8
26/09/2024	21:35	58.3		59.2	57.2
26/09/2024	21:40	58.1		59.1	56.9
26/09/2024	21:45	59.3		61.0	57.2
26/09/2024	21:50	58.6		60.0	57.1
26/09/2024	21:55	59.2		61.1	57.1
26/09/2024	22:00	57.6	57.4	58.5	56.8
26/09/2024	22:05	57.8		58.8	56.7
26/09/2024	22:10	56.0		56.9	55.1
26/09/2024	22:15	55.8		56.6	55.0
26/09/2024	22:20	58.8		59.5	56.0
26/09/2024	22:25	57.5		58.5	55.8
26/09/2024	22:30	57.3	58.7	58.3	56.3
26/09/2024	22:35	58.0		58.8	57.2
26/09/2024	22:40	58.7		60.4	56.0
26/09/2024	22:45	59.4		60.0	58.3
26/09/2024	22:50	59.6		60.5	58.2
26/09/2024	22:55	58.7		59.4	57.9
		Mean	58.5		
		Maximum	59.2		
		Minimum	57.4		

Date	Start Time	Leq (5mins)	Leq (30mins)	L10 (5mins)	L90 (5mins)
27/09/2024	19:00	61.4	60.1	62.2	52.7
27/09/2024	19:05	63.2		64.7	54.0
27/09/2024	19:10	60.2		64.9	51.2
27/09/2024	19:15	58.2		58.8	57.2
27/09/2024	19:20	59.1		61.9	50.9
27/09/2024	19:25	52.7		55.7	50.5
27/09/2024	19:30	62.9	60.6	63.6	58.3
27/09/2024	19:35	60.4		63.7	52.8
27/09/2024	19:40	62.3		65.4	52.8
27/09/2024	19:45	60.4		61.4	58.5
27/09/2024	19:50	56.3		59.8	50.4
27/09/2024	19:55	57.7		61.0	51.3
27/09/2024	20:00	62.3	61.0	66.0	51.9
27/09/2024	20:05	56.2		56.5	50.2
27/09/2024	20:10	59.9		65.3	50.5
27/09/2024	20:15	53.1		53.9	50.4
27/09/2024	20:20	61.7		63.8	52.9
27/09/2024	20:25	64.4		65.8	54.0
27/09/2024	20:30	64.9	64.1	67.6	53.6
27/09/2024	20:35	62.6		65.1	51.1
27/09/2024	20:40	61.8		64.8	51.4
27/09/2024	20:45	63.9		65.5	53.3
27/09/2024	20:50	66.6		70.1	53.6
27/09/2024	20:55	63.3		64.4	53.2
27/09/2024	21:00	52.8	51.6	56.6	46.1
27/09/2024	21:05	50.8		51.1	46.4
27/09/2024	21:10	51.6		52.4	50.3
27/09/2024	21:15	51.8		53.1	50.2
27/09/2024	21:20	50.3		52.1	48.0
27/09/2024	21:25	51.6		53.3	48.6
27/09/2024	21:30	53.3	51.7	55.6	51.3
27/09/2024	21:35	51.7		53.9	48.2
27/09/2024	21:40	51.8		52.7	48.5
27/09/2024	21:45	51.6		52.8	50.4
27/09/2024	21:50	50.4		52.4	47.4
27/09/2024	21:55	50.7		52.1	48.0
27/09/2024	22:00	51.0	49.4	51.3	50.5
27/09/2024	22:05	47.5		50.5	44.8
27/09/2024	22:10	47.9		50.1	44.5
27/09/2024	22:15	51.2		52.7	49.6
27/09/2024	22:20	49.2		50.6	46.8
27/09/2024	22:25	48.1		50.4	45.0
27/09/2024	22:30	50.1	48.5	50.4	49.7
27/09/2024	22:35	48.9		50.6	45.2
27/09/2024	22:40	46.3		47.2	44.9
27/09/2024	22:45	49.9		50.2	49.5
27/09/2024	22:50	48.4		49.9	43.9
27/09/2024	22:55	45.8		49.6	43.1
		Mean	55.9		
		Maximum	64.1		
		Minimum	48.5		

Summary of Noise Monitoring Results during 19:00 - 23:00 at CM29	
	Leq (30mins)
Mean	55.2
Maximum	66.0
Minimum	46.4

Station: CM29

Date	Start Time	Leq (5mins)	Leq (30mins)	L10 (5mins)	L90 (5mins)
14/09/2024	23:02	55.7	54.5	55.8	51.4
14/09/2024	23:07	54.8		56.9	51.6
14/09/2024	23:12	53.2		53.9	51.5
14/09/2024	23:17	53.1		53.2	51.3
14/09/2024	23:22	58.5		63.3	51.3
14/09/2024	23:27	51.3		52.7	48.8
14/09/2024	23:32	51.3	51.6	52.6	47.5
14/09/2024	23:37	51.6		52.2	47.9
14/09/2024	23:42	51.8		53.2	47.5
14/09/2024	23:47	51.4		52.9	48.3
14/09/2024	23:52	52.9		53.8	50.2
14/09/2024	23:57	50.3		51.9	47.8
		Mean	53.1		
		Maximum	54.5		
		Minimum	51.6		

Date	Start Time	Leq (5mins)	Leq (30mins)	L10 (5mins)	L90 (5mins)
15/09/2024	0:02	56.3	53.7	58.5	50.2
15/09/2024	0:07	54.5		58.5	50.0
15/09/2024	0:12	53.2		54.3	50.2
15/09/2024	0:17	52.4		53.7	49.1
15/09/2024	0:22	51.8		52.8	49.5
15/09/2024	0:27	52.3		53.4	49.6
15/09/2024	0:32	51.5	50.8	52.6	49.6
15/09/2024	0:37	51.4		52.2	47.7
15/09/2024	0:42	52.0		53.3	49.2
15/09/2024	0:47	49.5		51.5	44.5
15/09/2024	0:52	49.3		49.4	44.7
15/09/2024	0:57	50.5		51.3	44.3
15/09/2024	1:02	47.2	52.2	48.8	44.2
15/09/2024	1:07	57.6		59.7	45.4
15/09/2024	1:12	50.0		51.0	48.7
15/09/2024	1:17	49.4		50.5	48.4
15/09/2024	1:22	49.2		50.0	48.3
15/09/2024	1:27	49.5		50.5	48.6
15/09/2024	1:32	49.2	49.6	49.9	48.4
15/09/2024	1:37	49.4		50.3	48.6
15/09/2024	1:42	49.2		49.7	48.7
15/09/2024	1:47	49.6		50.0	49.0
15/09/2024	1:52	50.3		51.1	49.3
15/09/2024	1:57	49.6		50.2	49.0
15/09/2024	2:02	50.5	50.4	51.1	49.7
15/09/2024	2:07	50.2		51.0	49.5
15/09/2024	2:12	50.8		51.9	49.6
15/09/2024	2:17	50.8		51.4	49.5
15/09/2024	2:22	50.1		51.0	49.1
15/09/2024	2:27	50.0		50.5	49.3
15/09/2024	2:32	50.1	50.6	50.6	49.5
15/09/2024	2:37	50.8		51.4	50.1
15/09/2024	2:42	51.1		51.6	50.5
15/09/2024	2:47	50.2		50.8	49.5
15/09/2024	2:52	50.9		51.9	49.7
15/09/2024	2:57	50.7		51.2	50.2
15/09/2024	3:02	51.0	51.0	51.7	50.3
15/09/2024	3:07	51.0		51.4	50.4
15/09/2024	3:12	51.1		51.8	50.4
15/09/2024	3:17	50.9		51.4	50.2
15/09/2024	3:22	50.4		50.8	49.9
15/09/2024	3:27	51.3		53.9	50.0
15/09/2024	3:32	50.7	50.7	51.3	50.1
15/09/2024	3:37	50.7		51.2	50.1
15/09/2024	3:42	50.7		51.3	50.1
15/09/2024	3:47	50.7		51.3	50.0
15/09/2024	3:52	50.4		51.0	49.8
15/09/2024	3:57	50.7		51.3	50.1
15/09/2024	4:02	49.9	49.7	50.5	49.2
15/09/2024	4:07	49.9		50.5	49.1
15/09/2024	4:12	49.5		49.9	49.1
15/09/2024	4:17	49.8		50.4	48.9
15/09/2024	4:22	49.6		50.1	49.0
15/09/2024	4:27	49.6		50.2	49.0
15/09/2024	4:32	49.7	49.9	50.5	49.0
15/09/2024	4:37	50.0		50.6	49.2
15/09/2024	4:42	49.7		50.1	49.2
15/09/2024	4:47	49.9		51.1	48.7
15/09/2024	4:52	49.8		50.5	49.2
15/09/2024	4:57	50.5		59.2	44.9
15/09/2024	5:02	46.5	46.8	47.5	44.9
15/09/2024	5:07	46.4		47.5	45.4
15/09/2024	5:12	48.5		49.2	45.5
15/09/2024	5:17	46.0		46.8	44.8
15/09/2024	5:22	46.6		47.7	45.2
15/09/2024	5:27	46.3		47.9	44.4
15/09/2024	5:32	46.8	49.6	48.1	45.0
15/09/2024	5:37	46.6		47.8	45.3
15/09/2024	5:42	49.2		51.6	45.0
15/09/2024	5:47	51.3		56.1	43.9
15/09/2024	5:52	46.9		48.9	43.2
15/09/2024	5:57	52.7		59.0	43.1
15/09/2024	6:02	49.4	51.8	52.5	44.6
15/09/2024	6:07	51.1		55.1	43.9
15/09/2024	6:12	50.9		52.9	44.9
15/09/2024	6:17	51.6		54.3	46.1
15/09/2024	6:22	53.2		54.9	44.7
15/09/2024	6:27	53.2		56.4	47.8
15/09/2024	6:32	53.0	54.3	56.0	48.1
15/09/2024	6:37	53.3		55.9	48.3
15/09/2024	6:42	55.1		58.5	48.3
15/09/2024	6:47	55.7		58.5	48.5
15/09/2024	6:52	53.1		56.1	48.7
15/09/2024	6:57	54.9		55.4	48.7

Date	Start Time	Leq (5mins)	Leq (30mins)	L10 (5mins)	L90 (5mins)
16/09/2024	0:02	49.5	49.8	49.7	44.3
16/09/2024	0:07	49.2		50.7	44.2
16/09/2024	0:12	49.2		51.3	45.3
16/09/2024	0:17	50.3		50.9	46.2
16/09/2024	0:22	49.8		50.1	46.2
16/09/2024	0:27	50.8		56.8	45.7
16/09/2024	0:32	47.9	49.1	48.8	45.3
16/09/2024	0:37	49.6		50.5	45.0
16/09/2024	0:42	49.7		50.6	45.4
16/09/2024	0:47	46.1		47.8	43.1
16/09/2024	0:52	50.6		51.7	42.6
16/09/2024	0:57	49.3		50.3	43.9
16/09/2024	1:02	49.3	46.2	49.6	42.0
16/09/2024	1:07	46.3		47.6	42.7
16/09/2024	1:12	45.8		46.4	42.0
16/09/2024	1:17	44.5		45.8	43.0
16/09/2024	1:22	44.9		47.1	42.0
16/09/2024	1:27	43.9		45.5	41.8
16/09/2024	1:32	44.4	44.4	46.5	42.4
16/09/2024	1:37	44.1		46.3	42.1
16/09/2024	1:42	43.8		44.9	42.4
16/09/2024	1:47	44.4		45.8	42.9
16/09/2024	1:52	45.3		47.0	43.0
16/09/2024	1:57	44.1		45.2	42.8
16/09/2024	2:02	45.2	45.6	47.0	43.3
16/09/2024	2:07	47.9		49.1	43.0
16/09/2024	2:12	44.1		45.3	42.6
16/09/2024	2:17	44.0		45.9	42.1
16/09/2024	2:22	45.2		46.4	43.5
16/09/2024	2:27	46.1		47.1	45.0
16/09/2024	2:32	49.5	48.3	52.6	45.2
16/09/2024	2:37	46.1		47.4	44.8
16/09/2024	2:42	46.9		47.9	45.8
16/09/2024	2:47	49.6		53.1	46.5
16/09/2024	2:52	47.8		49.0	46.4
16/09/2024	2:57	48.5		49.2	47.7
16/09/2024	3:02	48.6	48.6	49.5	47.5
16/09/2024	3:07	47.1		48.6	45.2
16/09/2024	3:12	47.6		48.6	46.3
16/09/2024	3:17	50.9		52.1	48.7
16/09/2024	3:22	48.7		50.4	47.3
16/09/2024	3:27	47.4		48.5	46.2
16/09/2024	3:32	46.6	47.3	47.5	45.5
16/09/2024	3:37	50.4		54.7	45.5
16/09/2024	3:42	46.6		47.9	45.5
16/09/2024	3:47	46.0		46.6	45.2
16/09/2024	3:52	46.1		46.8	45.3
16/09/2024	3:57	45.8		46.1	45.1
16/09/2024	4:02	48.7	46.6	51.6	45.3
16/09/2024	4:07	45.6		46.5	44.7
16/09/2024	4:12	45.8		46.5	44.9
16/09/2024	4:17	46.0		47.1	44.6
16/09/2024	4:22	46.2		46.9	45.3
16/09/2024	4:27	46.6		47.4	45.8
16/09/2024	4:32	45.5	46.6	47.0	43.5
16/09/2024	4:37	46.9		47.5	46.0
16/09/2024	4:42	47.2		48.2	45.8
16/09/2024	4:47	47.2		48.6	45.5
16/09/2024	4:52	46.7		47.8	45.5
16/09/2024	4:57	45.7		46.5	44.9
16/09/2024	5:02	45.2	47.6	45.9	44.4
16/09/2024	5:07	47.1		48.9	44.7
16/09/2024	5:12	49.3		49.4	44.7
16/09/2024	5:17	50.3		55.5	41.5
16/09/2024	5:22	45.1		48.0	42.5
16/09/2024	5:27	46.0		47.4	43.4
16/09/2024	5:32	46.3	48.0	47.3	45.0
16/09/2024	5:37	46.9		48.0	45.4
16/09/2024	5:42	46.8		48.4	45.5
16/09/2024	5:47	48.8		50.6	46.5
16/09/2024	5:52	50.0		51.1	46.2
16/09/2024	5:57	48.0		49.5	45.0
16/09/2024	6:02	48.1	52.5	48.8	45.3
16/09/2024	6:07	52.5		53.4	46.3
16/09/2024	6:12	48.5		50.2	46.3
16/09/2024	6:17	51.4		52.7	47.8
16/09/2024	6:22	56.3		56.9	49.0
16/09/2024	6:27	53.0		54.7	49.2
16/09/2024	6:32	52.1	56.4	52.7	48.8
16/09/2024	6:37	58.3		61.3	51.2
16/09/2024	6:42	55.6		58.3	50.5
16/09/2024	6:47	54.6		58.1	50.9
16/09/2024	6:52	55.3		58.7	50.7
16/09/2024	6:57	59.1		62.2	51.2

15/09/2024	23:02	52.2	52.2	53.4	49.2
15/09/2024	23:07	52.5		54.5	49.1
15/09/2024	23:12	52.2		53.1	48.1
15/09/2024	23:17	53.3		55.9	47.4
15/09/2024	23:22	51.7		53.6	47.8
15/09/2024	23:27	50.6		51.1	47.2
15/09/2024	23:32	56.0	54.4	56.1	47.1
15/09/2024	23:37	55.2		55.3	46.8
15/09/2024	23:42	58.5		63.1	47.3
15/09/2024	23:47	49.1		49.7	46.1
15/09/2024	23:52	46.7		47.7	43.9
15/09/2024	23:57	49.7		50.4	45.2
		Mean	51.1		
		Maximum	54.4		
		Minimum	46.8		

16/09/2024	23:02	46.9	45.9	49.1	44.8
16/09/2024	23:07	46.4		48.0	44.9
16/09/2024	23:12	45.5		46.2	44.1
16/09/2024	23:17	45.0		46.2	43.8
16/09/2024	23:22	46.2		48.7	43.8
16/09/2024	23:27	44.9		46.5	43.2
16/09/2024	23:32	48.3	45.8	52.1	43.9
16/09/2024	23:37	44.3		45.3	42.7
16/09/2024	23:42	44.3		45.4	43.1
16/09/2024	23:47	43.9		45.0	42.8
16/09/2024	23:52	45.6		47.7	43.2
16/09/2024	23:57	46.7		49.0	43.7
		Mean	48.0		
		Maximum	56.4		
		Minimum	44.4		

Station: CM29

Date	Start Time	Leq (5mins)	Leq (30mins)	L10 (5mins)	L90 (5mins)
17/09/2024	0:02	46.5		50.1	43.6
17/09/2024	0:07	47.3		48.0	44.2
17/09/2024	0:12	48.2	48.3	50.2	43.9
17/09/2024	0:17	47.9		52.6	42.9
17/09/2024	0:22	50.8		55.4	43.4
17/09/2024	0:27	47.7		49.1	45.4
17/09/2024	0:32	46.4		48.2	44.6
17/09/2024	0:37	47.6		50.4	43.3
17/09/2024	0:42	46.2	47.0	47.0	43.0
17/09/2024	0:47	48.4		52.7	43.2
17/09/2024	0:52	47.6		52.6	42.5
17/09/2024	0:57	44.5		46.6	42.1
17/09/2024	1:02	46.5		50.4	42.1
17/09/2024	1:07	47.3		49.0	42.6
17/09/2024	1:12	47.6	49.4	52.2	42.1
17/09/2024	1:17	52.7		57.3	42.6
17/09/2024	1:22	51.3		56.0	43.7
17/09/2024	1:27	46.2		48.3	44.1
17/09/2024	1:32	44.2		46.3	41.0
17/09/2024	1:37	42.5		43.5	41.3
17/09/2024	1:42	43.1	43.4	44.3	41.7
17/09/2024	1:47	43.3		44.4	42.2
17/09/2024	1:52	43.2		44.2	42.2
17/09/2024	1:57	43.8		45.3	41.9
17/09/2024	2:02	45.6		47.9	42.0
17/09/2024	2:07	48.5		52.3	40.9
17/09/2024	2:12	47.9	47.9	50.8	41.7
17/09/2024	2:17	49.2		53.5	41.6
17/09/2024	2:22	50.1		54.4	41.7
17/09/2024	2:27	41.6		42.4	40.8
17/09/2024	2:32	41.6		42.3	40.7
17/09/2024	2:37	41.2		42.1	40.2
17/09/2024	2:42	41.8	41.6	42.6	40.7
17/09/2024	2:47	42.0		42.9	41.1
17/09/2024	2:52	41.7		42.4	40.9
17/09/2024	2:57	41.4		42.4	40.3
17/09/2024	3:02	42.0		42.9	40.8
17/09/2024	3:07	42.0		42.8	41.1
17/09/2024	3:12	42.5	42.2	43.4	41.2
17/09/2024	3:17	42.3		43.5	40.9
17/09/2024	3:22	42.5		43.4	41.2
17/09/2024	3:27	42.1		42.9	41.2
17/09/2024	3:32	42.1		43.3	40.9
17/09/2024	3:37	42.9		43.8	42.1
17/09/2024	3:42	46.9	46.6	49.8	41.6
17/09/2024	3:47	48.5		53.6	41.4
17/09/2024	3:52	48.7		54.1	41.2
17/09/2024	3:57	46.5		51.2	41.3
17/09/2024	4:02	46.9		49.0	41.9
17/09/2024	4:07	42.3		43.2	41.3
17/09/2024	4:12	45.7	45.3	46.6	42.0
17/09/2024	4:17	45.0		45.5	42.1
17/09/2024	4:22	44.6		45.0	42.8
17/09/2024	4:27	45.8		47.4	41.7
17/09/2024	4:32	43.3		43.6	40.9
17/09/2024	4:37	43.4		43.6	41.1
17/09/2024	4:42	43.0	44.6	43.6	41.1
17/09/2024	4:47	42.4		43.1	41.3
17/09/2024	4:52	44.3		46.3	41.3
17/09/2024	4:57	48.1		50.7	44.2
17/09/2024	5:02	47.4		49.3	45.0
17/09/2024	5:07	43.1		45.3	40.9
17/09/2024	5:12	41.5	43.7	42.4	40.5
17/09/2024	5:17	42.0		42.9	40.4
17/09/2024	5:22	43.1		44.1	41.0
17/09/2024	5:27	41.4		42.5	40.3
17/09/2024	5:32	48.9		52.0	40.6
17/09/2024	5:37	50.3		55.5	40.5
17/09/2024	5:42	44.9	48.8	45.9	41.1
17/09/2024	5:47	43.5		44.1	41.1
17/09/2024	5:52	51.8		57.4	41.7
17/09/2024	5:57	48.5		48.9	41.8
17/09/2024	6:02	44.1		44.8	41.8
17/09/2024	6:07	45.3		46.5	42.6
17/09/2024	6:12	44.3	45.4	45.0	42.4
17/09/2024	6:17	48.5		50.8	45.0
17/09/2024	6:22	44.8		46.4	42.8
17/09/2024	6:27	43.4		44.5	42.1
17/09/2024	6:32	54.9		55.5	42.1
17/09/2024	6:37	44.4		46.4	42.1
17/09/2024	6:42	47.6	49.1	48.9	44.2
17/09/2024	6:47	47.1		49.0	42.8
17/09/2024	6:52	42.7		43.7	41.4
17/09/2024	6:57	42.8		43.4	41.0
17/09/2024	23:02	52.0		52.4	50.7
17/09/2024	23:07	51.6		53.8	49.0
17/09/2024	23:12	52.2	51.9	52.8	51.3
17/09/2024	23:17	51.1		53.0	49.8
17/09/2024	23:22	52.6		52.9	52.3
17/09/2024	23:27	51.5		52.9	48.3
17/09/2024	23:32	51.3		52.3	48.9
17/09/2024	23:37	51.6		52.3	50.8
17/09/2024	23:42	50.3	51.4	51.5	48.2
17/09/2024	23:47	51.8		52.6	51.0
17/09/2024	23:52	51.3		51.9	50.5
17/09/2024	23:57	51.7		52.1	50.5
		Mean	46.7		
		Maximum	51.9		
		Minimum	41.6		

Date	Start Time	Leq (5mins)	Leq (30mins)	L10 (5mins)	L90 (5mins)
18/09/2024	0:02	54.6		58.5	50.5
18/09/2024	0:07	52.6		53.2	52.0
18/09/2024	0:12	51.5	52.3	52.4	50.9
18/09/2024	0:17	51.6		52.7	50.6
18/09/2024	0:22	51.2		52.6	50.5
18/09/2024	0:27	51.5		52.2	50.8
18/09/2024	0:32	50.1		51.5	48.2
18/09/2024	0:37	51.1		51.4	50.8
18/09/2024	0:42	50.2	51.4	51.2	48.8
18/09/2024	0:47	52.2		53.0	50.7
18/09/2024	0:52	52.3		53.1	50.9
18/09/2024	0:57	51.9		52.6	50.3
18/09/2024	1:02	52.4		52.9	51.8
18/09/2024	1:07	52.1		52.7	51.4
18/09/2024	1:12	52.3	52.2	53.6	50.8
18/09/2024	1:17	51.8		52.7	51.0
18/09/2024	1:22	52.3		53.2	51.6
18/09/2024	1:27	52.3		53.2	51.2
18/09/2024	1:32	52.1		53.1	51.1
18/09/2024	1:37	51.9		53.0	50.0
18/09/2024	1:42	51.9	51.9	52.6	51.3
18/09/2024	1:47	51.9		52.5	51.0
18/09/2024	1:52	51.7		52.5	50.2
18/09/2024	1:57	51.8		53.0	50.0
18/09/2024	2:02	52.5		53.5	51.6
18/09/2024	2:07	51.9		53.8	49.6
18/09/2024	2:12	51.8	51.7	52.5	51.1
18/09/2024	2:17	51.4		52.6	50.2
18/09/2024	2:22	51.4		52.4	50.6
18/09/2024	2:27	51.0		52.3	49.9
18/09/2024	2:32	51.7		52.3	51.1
18/09/2024	2:37	51.3		52.7	50.0
18/09/2024	2:42	52.1	51.9	52.8	51.4
18/09/2024	2:47	51.0		52.8	48.1
18/09/2024	2:52	52.7		53.1	52.1
18/09/2024	2:57	52.2		53.5	50.7
18/09/2024	3:02	53.2		53.5	52.7
18/09/2024	3:07	52.2		53.5	50.8
18/09/2024	3:12	53.3	52.8	53.9	52.6
18/09/2024	3:17	52.8		54.1	51.3
18/09/2024	3:22	53.7		54.2	52.5
18/09/2024	3:27	51.3		52.5	49.3
18/09/2024	3:32	52.6		53.2	51.3
18/09/2024	3:37	51.7		53.1	49.7
18/09/2024	3:42	52.7	52.6	53.4	51.5
18/09/2024	3:47	51.8		52.3	51.1
18/09/2024	3:52	53.1		53.9	52.3
18/09/2024	3:57	53.2		53.7	52.5
18/09/2024	4:02	53.0		53.7	52.3
18/09/2024	4:07	53.6		54.2	53.0
18/09/2024	4:12	52.9	52.9	53.4	52.2
18/09/2024	4:17	53.6		54.6	52.1
18/09/2024	4:22	51.3		52.0	50.2
18/09/2024	4:27	52.5		53.1	51.6
18/09/2024	4:32	50.3		51.5	48.6
18/09/2024	4:37	51.9		52.2	51.5
18/09/2024	4:42	50.3	51.5	51.7	48.8
18/09/2024	4:47	52.5		52.7	52.3
18/09/2024	4:52	50.5		52.5	49.1
18/09/2024	4:57	52.8		53.1	52.5
18/09/2024	5:02	52.1		53.5	51.0
18/09/2024	5:07	52.9		53.3	52.2
18/09/2024	5:12	51.5	52.0	53.0	49.9
18/09/2024	5:17	52.3		53.0	51.3
18/09/2024	5:22	51.3		51.7	50.7
18/09/2024	5:27	51.7		52.6	50.9
18/09/2024	5:32	51.8		53.0	50.9
18/09/2024	5:37	52.3		53.1	51.7
18/09/2024	5:42	52.3	52.3	53.3	51.5
18/09/2024	5:47	52.4		52.8	51.9
18/09/2024	5:52	52.3		53.3	51.6
18/09/2024	5:57	52.5		53.4	52.1
18/09/2024	6:02	51.6		52.7	50.3
18/09/2024	6:07	52.6		53.2	52.0
18/09/2024	6:12	51.9	52.9	53.1	50.6
18/09/2024	6:17	53.2		54.0	52.2
18/09/2024	6:22	53.9		54.9	52.8
18/09/2024	6:27	53.6		54.0	52.7
18/09/2024	6:32	52.2		53.6	50.9
18/09/2024	6:37	53.8		53.9	53.3
18/09/2024	6:42	50.6	52.6	52.2	49.1
18/09/2024	6:47	53.1		53.5	52.6
18/09/2024	6:52	51.6		53.7	49.8
18/09/2024	6:57	53.5		54.0	52.9
18/09/2024	23:02	54.1		55.4	53.0
18/09/2024	23:07	54.6		56.2	53.2
18/09/2024	23:12	55.0	54.6	57.2	52.9
18/09/2024	23:17	54.3		55.0	53.7
18/09/2024	23:22	54.7		55.6	53.4
18/09/2024	23:27	55.1		56.1	53.9
18/09/2024	23:32	54.3		55.1	53.5
18/09/2024	23:37	54.0		55.0	53.0
18/09/2024	23:42	53.5	54.4	54.7	52.0
18/09/2024	23:47	54.3		55.7	53.0
18/09/2024	23:52	55.0		56.6	53.5
18/09/2024	23:57	55.1		56.3	54.0
		Mean	52.5		
		Maximum	54.6		
		Minimum	51.4		

Date	Start Time	Leq (5mins)	Leq (30mins)	L10 (5mins)	L90 (5mins)
19/09/2024	0:02	55.5		56.6	54.6
19/09/2024	0:07	56.5		59.1	54.6
19/09/2024	0:12	56.1	55.9	57.3	54.7
19/09/2024	0:17	55.8		57.0	54.6
19/09/2024	0:22	55.5		56.6	54.5
19/09/2024	0:27	55.9		56.1	54.1
19/09/2024	0:32	54.7		55.4	54.0
19/09/2024	0:37	54.2		54.9	53.5
19/09/2024	0:42	54.0	53.8	54.2	53.3
19/09/2024	0:47	53.4		54.0	52.6
19/09/2024	0:52	53.3		54.1	52.3
19/09/2024	0:57	53.3		54.2	52.2
19/09/2024	1:02	54.0		54.4	53.6
19/09/2024	1:07	54.3		55.7	53.2
19/09/2024	1:12	53.8	54.0	54.3	53.3
19/09/2024	1:17	53.7		54.2	53.2
19/09/2024	1:22	54.3		55.0	53.5
19/09/2024	1:27	53.9		55.1	52.4
19/09/2024	1:32	53.8		54.7	52.9
19/09/2024	1:37	53.7		54.5	52.9
19/09/2024	1:42	53.5	53.4	54.6	52.2
19/09/2024	1:47	53.5		54.6	52.3
19/09/2024	1:52	53.3		54.6	51.9
19/09/2024	1:57	52.4		53.1	51.6
19/09/2024	2:02	52.7		53.5	51.7
19/09/2024	2:07	53.3		54.1	52.6
19/09/2024	2:12	52.9	53.6	53.8	52.3
19/09/2024	2:17	53.9		54.7	52.6
19/09/2024	2:22	54.7		57.6	52.2
19/09/2024	2:27	53.7		55.9	52.1
19/09/2024	2:32	52.8		53.0	52.3
19/09/2024	2:37	54.8		55.9	52.3
19/09/2024	2:42	55.4	54.5	57.3	53.1
19/09/2024	2:47	54.7		56.3	53.2
19/09/2024	2:52	54.7		56.4	53.2
19/09/2024	2:57	54.1		56.0	52.3
19/09/2024	3:02	53.8		55.0	52.6
19/09/2024	3:07	52.8		53.1	52.3
19/09/2024	3:12	52.4	52.6	52.8	52.1
19/09/2024	3:17	52.3		52.6	52.0
19/09/2024	3:22	52.0		52.4	51.5
19/09/2024	3:27	52.0		52.2	51.8
19/09/2024	3:32	52.2		52.5	51.8
19/09/2024	3:37	52.2		52.5	52.0
19/09/2024	3:42	52.5	52.8	53.2	52.0
19/09/2024	3:47	53.2		53.6	52.8
19/09/2024	3:52	53.2		53.6	52.7
19/09/2024	3:57	53.2		53.7	51.9
19/09/2024	4:02	52.8		53.4	52.2
19/09/2024	4:07	52.2		52.5	51.8
19/09/2024	4:12	51.7	52.2	52.0	51.5
19/09/2024	4:17	51.7		52.0	51.5
19/09/2024	4:22	52.4		52.7	52.2
19/09/2024	4:27	52.0		52.2	51.8
19/09/2024	4:32	52.3		52.5	51.7
19/09/2024	4:37	51.7		52.0	51.5
19/09/2024	4:42	52.1	52.0	52.4	51.9
19/09/2024	4:47	51.9		52.2	51.6
19/09/2024	4:52	52.1		52.3	51.8
19/09/2024	4:57	52.0		52.4	51.6
19/09/2024	5:02	52.0		52.2	51.7
19/09/2024	5:07	52.7		53.5	52.1
19/09/2024	5:12	52.8	52.4	53.2	52.4
19/09/2024	5:17	52.7		53.3	52.0
19/09/2024	5:22	52.1		52.3	51.8
19/09/2024	5:27	52.3		52.5	52.1
19/09/2024	5:32	52.1		52.4	51.8
19/09/2024	5:37	52.2		52.8	51.8
19/09/2024	5:42	52.0	52.2	52.2	51.7
19/09/2024	5:47	52.0		52.2	51.8
19/09/2024	5:52	52.5		52.8	52.0
19/09/2024	5:57	52.1		52.3	51.9
19/09/2024	6:02	52.2		52.5	51.9
19/09/2024	6:07	52.5		52.7	52.2
19/09/2024	6:12	52.5	53.1	52.7	52.2
19/09/2024	6:17	53.0		53.5	52.3
19/09/2024	6:22	54.2		55.5	53.2
19/09/2024	6:27	53.8		54.4	53.1
19/09/2024	6:32	53.6		53.9	53.3
19/09/2024	6:37	53.6		53.9	53.2
19/09/2024	6:42	53.9	53.5	54.7	53.3
19/09/2024	6:47	53.5		53.7	53.2
19/09/2024	6:52	53.4		53.7	53.1
19/09/2024	6:57	53.2		53.4	52.9
19/09/2024	23:00	51.2		51.9	47.5
19/09/2024	23:05	51.4		52.7	47.5
19/09/2024	23:10	51.0	53.1	52.1	46.4
19/09/2024	23:15	55.1		56.4	47.3
19/09/2024	23:20	52.0		53.8	46.0
19/09/2024	23:25	55.5		58.1	47.8
19/09/2024	23:30	50.9		52.9	46.5
19/09/2024	23:35	51.4		51.5	46.9
19/09/2024	23:40	52.7	52.9	55.1	47.4
19/09/2024	23:45	51.2		51.6	47.7
19/09/2024	23:50	55.7		56.1	48.1
19/09/2024	23:55	53.5		59.2	47.4
		Mean	53.3		
		Maximum	55.9		
		Minimum	52.0		

Station: CM29

Date	Start Time	Leq (5mins)	Leq (30mins)	L10 (5mins)	L90 (5mins)
20/09/2024	0:00	51.8		53.6	47.9
20/09/2024	0:05	51.1		51.7	47.0
20/09/2024	0:10	49.1	50.3	50.9	46.5
20/09/2024	0:15	51.2		54.9	44.5
20/09/2024	0:20	49.2		57.1	43.5
20/09/2024	0:25	48.2		48.9	44.6
20/09/2024	0:30	46.6		47.1	43.3
20/09/2024	0:35	48.2		48.4	43.5
20/09/2024	0:40	48.6	48.4	49.8	44.1
20/09/2024	0:45	47.7		49.1	44.2
20/09/2024	0:50	50.9		52.0	44.9
20/09/2024	0:55	46.6		48.1	44.4
20/09/2024	1:00	52.4		53.7	44.2
20/09/2024	1:05	48.6		48.7	44.8
20/09/2024	1:10	47.3	48.8	48.1	44.7
20/09/2024	1:15	48.3		49.4	44.0
20/09/2024	1:20	45.3		46.7	43.0
20/09/2024	1:25	47.1		50.3	43.6
20/09/2024	1:30	44.6		46.2	42.1
20/09/2024	1:35	44.9		46.3	42.5
20/09/2024	1:40	44.8	46.4	46.2	43.4
20/09/2024	1:45	47.4		47.6	43.0
20/09/2024	1:50	45.5		46.4	44.7
20/09/2024	1:55	49.2		51.1	46.1
20/09/2024	2:00	53.8		56.1	43.9
20/09/2024	2:05	47.2		50.2	43.7
20/09/2024	2:10	44.3	49.5	45.3	43.1
20/09/2024	2:15	45.0		45.9	43.4
20/09/2024	2:20	47.1		48.8	44.0
20/09/2024	2:25	51.1		56.1	44.1
20/09/2024	2:30	45.9		47.5	44.3
20/09/2024	2:35	45.0		46.4	43.5
20/09/2024	2:40	45.3	48.3	46.7	43.4
20/09/2024	2:45	48.4		51.2	44.7
20/09/2024	2:50	52.8		54.3	42.7
20/09/2024	2:55	45.9		47.8	43.7
20/09/2024	3:00	64.6		70.4	44.6
20/09/2024	3:05	64.5		70.3	45.2
20/09/2024	3:10	45.6	62.1	46.7	44.5
20/09/2024	3:15	62.2		67.3	43.3
20/09/2024	3:20	63.5		69.3	43.6
20/09/2024	3:25	44.4		45.8	42.9
20/09/2024	3:30	45.0		46.2	43.6
20/09/2024	3:35	45.7		47.4	43.0
20/09/2024	3:40	44.7	45.0	46.2	42.9
20/09/2024	3:45	45.7		48.1	43.6
20/09/2024	3:50	44.4		45.5	43.0
20/09/2024	3:55	44.2		45.1	42.9
20/09/2024	4:00	44.5		45.9	42.8
20/09/2024	4:05	43.8		45.2	41.6
20/09/2024	4:10	44.2	44.6	45.6	41.9
20/09/2024	4:15	45.2		46.3	42.9
20/09/2024	4:20	45.7		49.0	41.9
20/09/2024	4:25	43.9		45.1	42.4
20/09/2024	4:30	43.7		45.3	41.9
20/09/2024	4:35	48.5		51.5	40.9
20/09/2024	4:40	47.4	45.3	48.5	41.9
20/09/2024	4:45	42.1		44.0	40.0
20/09/2024	4:50	42.6		44.1	40.2
20/09/2024	4:55	43.3		45.3	40.5
20/09/2024	5:00	45.3		46.6	44.2
20/09/2024	5:05	45.8		47.1	44.4
20/09/2024	5:10	46.8	47.7	48.4	45.1
20/09/2024	5:15	50.7		51.6	44.8
20/09/2024	5:20	48.1		49.4	44.7
20/09/2024	5:25	46.9		48.3	45.0
20/09/2024	5:30	45.3		47.0	43.1
20/09/2024	5:35	45.1		46.7	43.2
20/09/2024	5:40	45.0	47.6	46.8	42.7
20/09/2024	5:45	48.9		50.7	44.9
20/09/2024	5:50	48.0		50.3	44.8
20/09/2024	5:55	50.2		53.2	45.9
20/09/2024	6:00	49.8		53.0	46.8
20/09/2024	6:05	48.9		50.1	46.8
20/09/2024	6:10	49.2	54.1	50.6	47.1
20/09/2024	6:15	53.4		53.9	48.0
20/09/2024	6:20	57.6		60.5	48.2
20/09/2024	6:25	56.9		57.1	49.3
20/09/2024	6:30	60.1		60.6	49.4
20/09/2024	6:35	57.7		60.2	50.1
20/09/2024	6:40	59.1	58.2	61.5	50.9
20/09/2024	6:45	56.4		60.6	50.2
20/09/2024	6:50	58.5		62.3	50.3
20/09/2024	6:55	55.9		59.2	51.2
20/09/2024	23:00	53.0		54.7	46.8
20/09/2024	23:05	51.4		53.8	46.8
20/09/2024	23:10	51.0	53.9	51.3	47.1
20/09/2024	23:15	57.7		59.6	49.6
20/09/2024	23:20	54.6		55.8	49.9
20/09/2024	23:25	51.2		52.2	49.1
20/09/2024	23:30	51.7		52.1	49.0
20/09/2024	23:35	51.2		51.8	47.6
20/09/2024	23:40	51.2	51.3	52.7	47.4
20/09/2024	23:45	52.3		52.9	50.5
20/09/2024	23:50	50.7		52.4	48.3
20/09/2024	23:55	50.7		51.6	47.0
		Mean	50.1		
		Maximum	62.1		
		Minimum	44.6		

Date	Start Time	Leq (5mins)	Leq (30mins)	L10 (5mins)	L90 (5mins)
21/09/2024	0:00	49.2		51.2	44.8
21/09/2024	0:05	51.3		55.2	45.3
21/09/2024	0:10	47.2	49.5	48.8	44.1
21/09/2024	0:15	49.8		49.9	44.4
21/09/2024	0:20	48.9		49.7	44.1
21/09/2024	0:25	49.7		51.4	45.0
21/09/2024	0:30	48.8		50.0	43.6
21/09/2024	0:35	48.1		48.9	44.2
21/09/2024	0:40	47.5	48.1	48.4	43.2
21/09/2024	0:45	48.3		49.7	42.0
21/09/2024	0:50	47.0		47.4	42.9
21/09/2024	0:55	48.7		49.9	44.0
21/09/2024	1:00	47.5		48.0	42.4
21/09/2024	1:05	53.3		55.0	43.1
21/09/2024	1:10	45.8	48.8	47.3	43.1
21/09/2024	1:15	46.2		48.0	43.6
21/09/2024	1:20	48.4		49.9	43.4
21/09/2024	1:25	45.0		46.6	42.9
21/09/2024	1:30	47.5		59.4	43.2
21/09/2024	1:35	45.2		47.3	42.9
21/09/2024	1:40	44.1	45.9	45.4	42.4
21/09/2024	1:45	46.2		48.0	43.8
21/09/2024	1:50	45.8		47.1	44.1
21/09/2024	1:55	46.0		47.6	44.1
21/09/2024	2:00	46.5		48.7	44.0
21/09/2024	2:05	48.8		49.7	46.2
21/09/2024	2:10	48.2	48.4	50.0	46.3
21/09/2024	2:15	48.2		49.8	46.7
21/09/2024	2:20	47.2		48.2	45.5
21/09/2024	2:25	50.4		50.8	46.4
21/09/2024	2:30	47.4		48.4	46.3
21/09/2024	2:35	47.1		47.6	46.3
21/09/2024	2:40	47.7	48.3	48.5	46.8
21/09/2024	2:45	49.5		52.6	46.6
21/09/2024	2:50	47.4		48.3	46.5
21/09/2024	2:55	50.0		53.1	47.5
21/09/2024	3:00	48.7		49.1	47.7
21/09/2024	3:05	48.0		49.1	46.9
21/09/2024	3:10	48.7	48.8	49.5	47.8
21/09/2024	3:15	49.3		49.7	48.7
21/09/2024	3:20	49.1		49.6	48.6
21/09/2024	3:25	48.9		49.4	48.3
21/09/2024	3:30	48.6		49.0	47.9
21/09/2024	3:35	48.5		49.0	47.8
21/09/2024	3:40	48.6	48.4	49.4	47.7
21/09/2024	3:45	48.8		49.2	48.2
21/09/2024	3:50	47.9		48.5	47.3
21/09/2024	3:55	48.0		48.6	47.4
21/09/2024	4:00	48.1		48.9	47.4
21/09/2024	4:05	49.9		52.7	47.5
21/09/2024	4:10	49.5	49.4	50.0	48.9
21/09/2024	4:15	49.1		49.6	48.6
21/09/2024	4:20	49.2		49.7	48.6
21/09/2024	4:25	50.2		50.9	48.6
21/09/2024	4:30	49.1		49.4	48.7
21/09/2024	4:35	49.5		50.3	48.9
21/09/2024	4:40	49.0	48.8	49.5	48.1
21/09/2024	4:45	48.9		49.4	48.1
21/09/2024	4:50	48.1		48.6	47.5
21/09/2024	4:55	47.7		48.3	47.0
21/09/2024	5:00	47.9		48.9	47.0
21/09/2024	5:05	45.9		47.1	44.9
21/09/2024	5:10	53.5	48.9	54.6	44.5
21/09/2024	5:15	45.2		46.3	44.0
21/09/2024	5:20	46.1		47.3	44.8
21/09/2024	5:25	48.0		49.0	44.5
21/09/2024	5:30	46.9		48.2	45.4
21/09/2024	5:35	45.4		46.6	44.2
21/09/2024	5:40	44.9	49.1	45.9	43.9
21/09/2024	5:45	49.2		49.8	42.5
21/09/2024	5:50	45.0		47.5	41.9
21/09/2024	5:55	54.2		56.2	45.2
21/09/2024	6:00	48.4		51.4	44.5
21/09/2024	6:05	47.4		49.6	44.5
21/09/2024	6:10	57.8	52.5	66.3	49.8
21/09/2024	6:15	51.1		53.5	46.9
21/09/2024	6:20	49.7		51.5	45.0
21/09/2024	6:25	50.3		53.0	46.0
21/09/2024	6:30	53.5		55.3	48.2
21/09/2024	6:35	49.4		51.2	46.3
21/09/2024	6:40	53.6	54.9	55.1	48.1
21/09/2024	6:45	52.4		54.8	48.2
21/09/2024	6:50	59.9		69.4	49.1
21/09/2024	6:55	52.2		53.9	48.2
21/09/2024	23:00	53.8		54.7	49.9
21/09/2024	23:05	53.7		55.0	49.8
21/09/2024	23:10	51.5	53.0	52.0	49.1
21/09/2024	23:15	52.6		53.7	49.7
21/09/2024	23:20	51.5		51.8	49.6
21/09/2024	23:25	54.2		59.1	49.3
21/09/2024	23:30	52.0		53.0	49.7
21/09/2024	23:35	53.8		55.4	48.8
21/09/2024	23:40	50.9	53.5	52.0	49.0
21/09/2024	23:45	54.2		54.5	50.5
21/09/2024	23:50	54.7		55.4	53.3
21/09/2024	23:55	56.0		59.4	53.9
		Mean	49.8		
		Maximum	54.9		
		Minimum	45.9		

Date	Start Time	Leq (5mins)	Leq (30mins)	L10 (5mins)	L90 (5mins)
22/09/2024	0:00	55.0		55.7	53.7
22/09/2024	0:05	54.8		55.8	53.3
22/09/2024	0:10	55.4	54.4	57.4	53.7
22/09/2024	0:15	54.6		55.4	53.2
22/09/2024	0:20	54.5		54.7	53.2
22/09/2024	0:25	51.3		53.8	47.5
22/09/2024	0:30	49.9		50.6	46.0
22/09/2024	0:35	50.0		50.6	46.0
22/09/2024	0:40	53.5	52.5	57.9	48.6
22/09/2024	0:45	51.1		52.6	49.5
22/09/2024	0:50	54.6		55.1	53.2
22/09/2024	0:55	53.6		54.4	50.0
22/09/2024	1:00	53.9		54.2	53.4
22/09/2024	1:05	54.2		54.4	53.3
22/09/2024	1:10	53.9	53.7	54.1	53.4
22/09/2024	1:15	53.6		53.8	53.2
22/09/2024	1:20	53.5		53.8	53.0
22/09/2024	1:25	53.3		53.9	52.7
22/09/2024	1:30	53.1		53.8	52.4
22/09/2024	1:35	52.5		53.4	50.6
22/09/2024	1:40	53.0	53.0	53.3	52.6
22/09/2024	1:45	52.8		53.0	52.4
22/09/2024	1:50	53.0		53.4	52.4
22/09/2024	1:55	53.3		54.0	52.6
22/09/2024	2:00	52.4		52.8	51.8
22/09/2024	2:05	52.4		52.8	51.9
22/09/2024	2:10	52.2	51.9	52.8	51.3
22/09/2024	2:15	51.7		52.6	50.6
22/09/2024	2:20	51.2		51.8	50.5
22/09/2024	2:25	51.0		51.3	50.5
22/09/2024	2:30	51.1		51.4	50.6
22/09/2024	2:35	50.7		51.3	50.2
22/09/2024	2:40	50.9	50.9	51.2	50.5
22/09/2024	2:45	50.9		51.3	50.5
22/09/2024	2:50	51.0		51.4	50.6
22/09/2024	2:55	50.7		51.1	50.3
22/09/2024	3:00	51.1		51.6	50.5
22/09/2024	3:05	50.8		51.1	50.4
22/09/2024	3:10	52.1	50.8	53.0	50.6
22/09/2024	3:15	51.2		51.9	50.6
22/09/2024	3:20	51.0		51.4	50.6
22/09/2024	3:25	47.0		50.9	43.2
22/09/2024	3:30	48.5		51.6	44.0
22/09/2024	3:35	50.9		51.7	50.0
22/09/2024	3:40	50.6	50.6	51.2	50.0
22/09/2024	3:45	51.6		52.9	49.7
22/09/2024	3:50	50.4		50.8	49.8
22/09/2024	3:55	50.8		51.3	50.2
22/09/2024	4:00	50.9		51.2	50.6
22/09/2024	4:05	51.3		51.9	50.7
22/09/2024	4:10	50.9	50.9	51.6	48.0
22/09/2024	4:15	50.7		51.1	50.3
22/09/2024	4:20	51.0		51.4	50.6
22/09/2024	4:25	50.8		51.3	50.3
22/09/2024	4:30	50.9		51.8	49.3
22/09/2024	4:35	50.7		51.8	46.0
22/09/2024	4:40	47.4	48.9	49.1	45.2
22/09/2024	4:45	47.6		49.8	45.5
22/09/2024	4:50	47.3		49.8	45.1
22/09/2024	4:55	47.4		49.4	45.1
22/09/2024	5:00	46.7		47.5	45.5
22/09/2024	5:05	49.3		51.2	44.7
22/09/2024	5:10	49.0	49.0	49.1	45.7
22/09/2024	5:15	46.5		48.0	44.7
22/09/2024	5:20	52.7		56.6	44.5
22/09/2024	5:25	44.8		46.3	42.7
22/09/2024	5:30	45.2		46.7	43.4
22/09/2024	5:35	45.0		46.4	43.2
22/09/2024	5:40	45.1	46.8	46.7	43.6
22/09/2024	5:45	49.3		49.5	43.7
22/09/2024	5:50	46.6		47.9	43.7
22/09/2024	5:55	47.9		50.6	44.3
22/09/2024	6:00	47.7		49.6	44.4
22/09/2024	6:05	45.3		46.7	43.8
22/09/2024	6:10	48.3	49.7	49.6	45.4
22/09/2024	6:15	50.4		52.7	46.6
22/09/2024	6:20	48.1		49.1	45.7
22/09/2024	6:25	53.5		54.0	47.3
22/09/2024	6:30	52.3		55.2	47.8
22/09/2024	6:35	52.3		55.1	48.0
22/09/2024	6:40	51.8	52.3	53.5	47.5
22/09/2024	6:45	52.5		55.4	47.6
22/09/2024	6:50	53.4		57.0	49.3
22/09/2024	6:55	51.2		53.0	46.6
22/09/2024	23:00	52.3		53.7	50.0
22/09/2024	23:05	54.3		54.4	49.5
22/09/2024	23:10	52.0	61.9	52.8	48.2
22/09/2024	23:15	68.4		73.3	49.6
22/09/2024	23:20	62.0		72.2	51.1
22/09/2024	23:25	53.0		61.6	49.7
22/09/2024	23:30	52.7		53.5	49.4
22/09/2024	23:35	52.1		52.3	49.7
22/09/2024	23:40	52.7	52.1	54.2	50.0
22/09/2024	23:45	52.2		53.2	49.7
22/09/2024	23:50	50.7		51.9	48.7
22/09/2024	23:55	52.0		53.2	49.3
		Mean	51.8		
		Maximum	61.9		
		Minimum	46.8		

Station: CM29

Date	Start Time	Leq (5mins)	Leq (30mins)	L10 (5mins)	L90 (5mins)
23/09/2024	0:00	51.9		53.0	49.3
23/09/2024	0:05	51.9		53.6	49.0
23/09/2024	0:10	51.3	53.0	52.7	49.1
23/09/2024	0:15	51.3		52.2	48.9
23/09/2024	0:20	51.5		52.2	48.8
23/09/2024	0:25	56.9		59.3	49.6
23/09/2024	0:30	53.4		56.1	48.6
23/09/2024	0:35	52.4		54.6	48.5
23/09/2024	0:40	52.1	51.8	54.0	47.4
23/09/2024	0:45	51.1		53.7	48.4
23/09/2024	0:50	50.4		52.3	46.9
23/09/2024	0:55	50.5		52.8	47.8
23/09/2024	1:00	50.3		51.2	47.5
23/09/2024	1:05	51.2		53.1	47.8
23/09/2024	1:10	50.6	58.8	52.6	48.5
23/09/2024	1:15	49.6		50.2	47.2
23/09/2024	1:20	57.7		58.0	47.8
23/09/2024	1:25	65.5		71.7	47.0
23/09/2024	1:30	51.8		53.5	46.8
23/09/2024	1:35	48.6		50.4	46.5
23/09/2024	1:40	52.0	50.6	59.2	46.5
23/09/2024	1:45	51.6		58.9	46.9
23/09/2024	1:50	49.4		51.4	46.9
23/09/2024	1:55	48.4		50.2	46.1
23/09/2024	2:00	47.6		49.1	45.3
23/09/2024	2:05	46.9		48.3	45.1
23/09/2024	2:10	48.6	47.5	51.4	44.9
23/09/2024	2:15	47.7		49.4	45.1
23/09/2024	2:20	46.8		47.8	45.1
23/09/2024	2:25	47.4		49.2	45.5
23/09/2024	2:30	47.0		48.4	44.7
23/09/2024	2:35	46.9		48.1	45.5
23/09/2024	2:40	47.2	46.7	48.1	46.2
23/09/2024	2:45	46.4		47.8	44.9
23/09/2024	2:50	46.5		47.3	45.5
23/09/2024	2:55	46.3		47.1	45.4
23/09/2024	3:00	47.5		48.9	45.1
23/09/2024	3:05	50.4		51.3	49.0
23/09/2024	3:10	49.7	49.6	50.2	48.8
23/09/2024	3:15	50.2		50.7	49.6
23/09/2024	3:20	50.1		50.6	49.5
23/09/2024	3:25	49.1		50.6	47.4
23/09/2024	3:30	50.0		51.0	48.0
23/09/2024	3:35	49.3		50.4	48.1
23/09/2024	3:40	49.9	49.3	60.3	47.6
23/09/2024	3:45	48.6		49.2	47.6
23/09/2024	3:50	48.7		49.8	47.6
23/09/2024	3:55	49.2		50.1	48.1
23/09/2024	4:00	48.9		49.7	48.0
23/09/2024	4:05	48.8		49.6	47.9
23/09/2024	4:10	48.9	48.7	49.8	48.0
23/09/2024	4:15	48.1		48.8	47.5
23/09/2024	4:20	48.7		49.4	48.1
23/09/2024	4:25	48.8		49.7	48.1
23/09/2024	4:30	49.7		50.9	48.3
23/09/2024	4:35	51.8		52.8	49.1
23/09/2024	4:40	50.4	50.9	51.2	49.6
23/09/2024	4:45	53.0		54.7	49.6
23/09/2024	4:50	50.0		50.7	49.1
23/09/2024	4:55	49.6		50.5	48.6
23/09/2024	5:00	48.9		49.8	48.0
23/09/2024	5:05	48.9		49.8	47.9
23/09/2024	5:10	49.0	49.6	49.7	48.2
23/09/2024	5:15	50.6		51.6	48.6
23/09/2024	5:20	50.6		51.4	48.2
23/09/2024	5:25	49.2		50.0	48.1
23/09/2024	5:30	49.7		50.9	48.6
23/09/2024	5:35	53.6		57.1	48.3
23/09/2024	5:40	49.3	50.8	50.1	48.4
23/09/2024	5:45	51.0		53.1	48.6
23/09/2024	5:50	48.6		49.9	46.6
23/09/2024	5:55	50.6		53.1	48.0
23/09/2024	6:00	50.6		53.6	46.9
23/09/2024	6:05	49.7		50.7	47.5
23/09/2024	6:10	49.7	55.6	50.3	47.8
23/09/2024	6:15	56.5		56.7	49.0
23/09/2024	6:20	57.6		61.7	49.3
23/09/2024	6:25	59.4		61.1	49.8
23/09/2024	6:30	61.2		62.0	57.2
23/09/2024	6:35	54.5		57.3	50.3
23/09/2024	6:40	54.3	56.5	57.0	50.1
23/09/2024	6:45	53.1		53.8	50.3
23/09/2024	6:50	54.5		57.4	50.1
23/09/2024	6:55	55.2		58.6	50.9
23/09/2024	23:00	56.1		57.2	54.5
23/09/2024	23:05	56.1		57.0	54.5
23/09/2024	23:10	57.7	56.0	59.3	54.4
23/09/2024	23:15	55.6		56.3	54.0
23/09/2024	23:20	55.4		55.8	53.3
23/09/2024	23:25	54.4		55.1	53.2
23/09/2024	23:30	54.9		56.1	53.2
23/09/2024	23:35	54.8		55.0	53.5
23/09/2024	23:40	54.9	55.3	55.8	53.3
23/09/2024	23:45	54.9		55.5	53.7
23/09/2024	23:50	54.1		54.9	53.2
23/09/2024	23:55	57.2		59.6	53.2
		Mean	51.9		
		Maximum	58.8		
		Minimum	46.7		

Date	Start Time	Leq (5mins)	Leq (30mins)	L10 (5mins)	L90 (5mins)
24/09/2024	0:00	54.8		54.9	53.0
24/09/2024	0:05	54.5		55.1	53.0
24/09/2024	0:10	53.9	54.4	54.3	52.8
24/09/2024	0:15	54.0		54.5	52.6
24/09/2024	0:20	54.7		55.1	53.2
24/09/2024	0:25	54.2		54.8	53.4
24/09/2024	0:30	55.9		56.7	54.6
24/09/2024	0:35	55.4		56.2	54.1
24/09/2024	0:40	54.7	61.4	55.2	53.7
24/09/2024	0:45	58.7		59.2	57.6
24/09/2024	0:50	62.1		63.6	60.2
24/09/2024	0:55	66.9		71.0	61.3
24/09/2024	1:00	71.2		73.2	66.1
24/09/2024	1:05	72.1		74.3	69.8
24/09/2024	1:10	72.6	70.6	74.3	71.1
24/09/2024	1:15	69.8		72.8	67.8
24/09/2024	1:20	67.9		68.8	67.1
24/09/2024	1:25	67.4		67.7	67.1
24/09/2024	1:30	66.5		66.8	65.8
24/09/2024	1:35	65.6		65.8	65.1
24/09/2024	1:40	65.1	64.9	65.3	64.4
24/09/2024	1:45	64.2		64.5	63.8
24/09/2024	1:50	63.7		63.9	63.3
24/09/2024	1:55	63.1		63.4	62.7
24/09/2024	2:00	62.5		62.8	62.2
24/09/2024	2:05	62.5		62.9	62.0
24/09/2024	2:10	62.1	62.0	62.3	61.8
24/09/2024	2:15	62.1		62.3	61.7
24/09/2024	2:20	61.6		62.1	61.2
24/09/2024	2:25	61.3		61.5	60.9
24/09/2024	2:30	61.0		61.2	60.7
24/09/2024	2:35	61.0		61.2	60.7
24/09/2024	2:40	60.8	60.6	61.0	60.4
24/09/2024	2:45	60.5		60.7	60.1
24/09/2024	2:50	60.2		60.4	59.9
24/09/2024	2:55	60.1		60.4	59.8
24/09/2024	3:00	60.4		60.8	60.0
24/09/2024	3:05	61.1		61.5	60.7
24/09/2024	3:10	61.1	60.8	61.5	60.6
24/09/2024	3:15	60.8		61.0	60.4
24/09/2024	3:20	60.6		60.8	60.3
24/09/2024	3:25	61.0		61.4	60.4
24/09/2024	3:30	60.4		60.6	60.1
24/09/2024	3:35	60.1		60.3	59.8
24/09/2024	3:40	60.0	59.8	60.2	59.7
24/09/2024	3:45	59.7		59.9	59.3
24/09/2024	3:50	59.3		59.6	59.0
24/09/2024	3:55	59.2		59.5	58.8
24/09/2024	4:00	59.9		60.2	59.2
24/09/2024	4:05	59.5		59.9	59.1
24/09/2024	4:10	59.9	60.9	60.1	59.5
24/09/2024	4:15	61.0		61.8	60.1
24/09/2024	4:20	61.2		62.0	60.5
24/09/2024	4:25	63.0		63.6	62.2
24/09/2024	4:30	64.3		67.4	62.3
24/09/2024	4:35	71.0		73.1	68.1
24/09/2024	4:40	68.1	67.5	68.7	67.3
24/09/2024	4:45	66.9		68.1	66.2
24/09/2024	4:50	65.6		65.9	65.3
24/09/2024	4:55	64.9		65.3	64.4
24/09/2024	5:00	64.1		64.5	63.5
24/09/2024	5:05	63.4		63.6	63.0
24/09/2024	5:10	62.9	63.0	63.1	62.6
24/09/2024	5:15	62.7		62.9	62.4
24/09/2024	5:20	62.2		62.5	61.7
24/09/2024	5:25	62.7		64.1	61.5
24/09/2024	5:30	61.5		61.8	61.2
24/09/2024	5:35	61.3		61.5	60.9
24/09/2024	5:40	61.6	61.3	61.8	61.3
24/09/2024	5:45	61.4		61.6	61.0
24/09/2024	5:50	61.1		61.3	60.8
24/09/2024	5:55	61.0		61.3	60.7
24/09/2024	6:00	60.9		61.2	60.5
24/09/2024	6:05	60.9		61.1	60.5
24/09/2024	6:10	60.7	61.6	60.9	60.3
24/09/2024	6:15	61.6		63.2	60.1
24/09/2024	6:20	62.9		63.9	60.1
24/09/2024	6:25	62.0		64.3	60.2
24/09/2024	6:30	61.1		61.3	60.3
24/09/2024	6:35	62.3		62.4	60.5
24/09/2024	6:40	61.1	61.4	61.6	60.3
24/09/2024	6:45	61.1		61.7	60.5
24/09/2024	6:50	62.0		62.6	60.3
24/09/2024	6:55	60.9		61.7	60.2
24/09/2024	23:00	52.3		53.2	51.3
24/09/2024	23:05	51.9		52.6	51.1
24/09/2024	23:10	52.6	52.7	54.5	50.7
24/09/2024	23:15	52.9		53.7	52.0
24/09/2024	23:20	52.4		53.4	50.8
24/09/2024	23:25	53.8		54.3	53.2
24/09/2024	23:30	51.7		52.6	50.5
24/09/2024	23:35	53.8		54.7	52.9
24/09/2024	23:40	51.8	52.8	53.5	50.2
24/09/2024	23:45	52.9		53.7	51.8
24/09/2024	23:50	52.4		53.5	50.8
24/09/2024	23:55	52.8		53.9	50.9
		Mean	61.0		
		Maximum	70.6		
		Minimum	52.7		

Date	Start Time	Leq (5mins)	Leq (30mins)	L10 (5mins)	L90 (5mins)
25/09/2024	0:00	53.3		54.2	52.2
25/09/2024	0:05	52.9		53.8	51.4
25/09/2024	0:10	53.6	53.0	54.2	52.6
25/09/2024	0:15	52.2		52.7	51.3
25/09/2024	0:20	52.9		53.7	52.2
25/09/2024	0:25	53.2		53.9	52.6
25/09/2024	0:30	52.7		53.1	52.3
25/09/2024	0:35	53.2		53.8	52.5
25/09/2024	0:40	53.1	52.9	53.9	51.8
25/09/2024	0:45	53.3		53.9	52.3
25/09/2024	0:50	52.8		53.9	51.4
25/09/2024	0:55	52.2		53.1	50.8
25/09/2024	1:00	52.8		53.7	51.4
25/09/2024	1:05	52.2		53.2	50.7
25/09/2024	1:10	52.9	52.3	53.5	50.9
25/09/2024	1:15	51.6		53.5	50.3
25/09/2024	1:20	53.0		53.7	52.2
25/09/2024	1:25	50.7		51.9	49.3
25/09/2024	1:30	53.2		54.1	51.9
25/09/2024	1:35	51.1		51.9	49.4
25/09/2024	1:40	52.4	52.0	53.3	51.4
25/09/2024	1:45	51.5		52.8	50.5
25/09/2024	1:50	51.6		52.1	51.1
25/09/2024	1:55	52.0		52.8	50.9
25/09/2024	2:00	52.1		53.1	50.8
25/09/2024	2:05	51.9		52.3	51.2
25/09/2024	2:10	52.2	51.7	53.2	51.1
25/09/2024	2:15	50.6		51.5	48.7
25/09/2024	2:20	52.9		53.3	52.5
25/09/2024	2:25	50.1		51.5	48.7
25/09/2024	2:30	52.7		53.1	52.3
25/09/2024	2:35	50.9		53.0	49.3
25/09/2024	2:40	52.2	51.8	53.0	51.0
25/09/2024	2:45	51.5		53.1	49.2
25/09/2024	2:50	51.3		52.4	50.5
25/09/2024	2:55	51.7		52.6	51.0
25/09/2024	3:00	51.4		52.3	50.4
25/09/2024	3:05	52.1		52.9	50.9
25/09/2024	3:10	52.0	51.6	52.7	51.4
25/09/2024	3:15	51.2		51.9	50.5
25/09/2024	3:20	51.8		52.7	50.9
25/09/2024	3:25	51.1		51.8	49.6
25/09/2024	3:30	51.7		52.9	50.4
25/09/2024	3:35	51.5		52.7	50.9
25/09/2024	3:40	50.7	51.6	52.3	48.4
25/09/2024	3:45	52.3		53.0	51.6
25/09/2024	3:50	50.2		51.5	48.9
25/09/2024	3:55	52.6		53.3	51.9
25/09/2024	4:00	50.4		51.8	49.2
25/09/2024	4:05	52.0		52.8	49.5
25/09/2024	4:10	51.8	51.5	53.0	50.4
25/09/2024	4:15	51.6		52.6	49.9
25/09/2024	4:20	52.2		53.1	49.8
25/09/2024	4:25	50.9		52.1	49.8
25/09/2024	4:30	52.5		53.0	52.1
25/09/2024	4:35	51.1		51.9	50.0
25/09/2024	4:40	52.5	51.9	53.1	51.6
25/09/2024	4:45	51.2		52.4	49.6
25/09/2024	4:50	52.1		53.0	51.6
25/09/2024	4:55	51.9		52.8	51.2
25/09/2024	5:00	52.2		52.7	51.6
25/09/2024	5:05	52.2		53.3	51.0
25/09/2024	5:10	52.0	51.9	52.9	51.4
25/09/2024	5:15	51.8		52.3	51.3
25/09/2024	5:20	51.9		52.7	51.1
25/09/2024	5:25	51.3		51.9	49.8
25/09/2024	5:30	51.5		52.5	49.5
25/09/2024	5:35	51.9		52.8	50.8
25/09/2024	5:40	51.0	51.7	52.1	49.4
25/09/2024	5:45	52.4		53.0	51.1
25/09/2024	5:50	50.4		51.4	49.5
25/09/2024	5:55	52.8		53.3	52.3
25/09/2024	6:00	50.6		52.6	48.4
25/09/2024	6:05	52.2		53.1	49.9
25/09/2024	6:10	51.9	51.7	53.2	49.2
25/09/2024	6:15	51.2		52.6	49.0
25/09/2024	6:20	53.2		53.9	52.6
25/09/2024	6:25	50.5		51.5	49.1
25/09/2024	6:30	53.4		53.7	51.3
25/09/2024	6:35	50.8		51.5	48.4
25/09/2024	6:40	51.6	52.0	52.2	50.6
25/09/2024	6:45	52.4		53.3	49.3
25/09/2024	6:50	51.3		52.2	50.2
25/09/2024	6:55	51.7		52.4	50.7
25/09/2024	23:00	53.8		54.8	52.9
25/09/2024	23:05	52.8		53.9	51.5
25/09/2024	23:10	52.9	53.2	53.6	51.9
25/09/2024	23:15	53.2		53.7	51.8
25/09/2024	23:20	53.0		54.4	50.6
25/09/2024	23:25	53.4		54.1	52.5
25/09/2024	23:30	52.9		54.2	50.2
25/09/2024	23:35	53.2		53.5	52.7
25/09/2024	23:40	52.4	52.8	53.3	51.2
25/09/2024	23:45	52.5		53.0	51.9
25/09/2024	23:50	52.4		53.2	51.7
25/09/2024	23:55	53.2		54.5	51.4
		Mean	52.1		
		Maximum	53.2		
		Minimum	51.5		

Station: CM29

Date	Start Time	Leq (5mins)	Leq (30mins)	L10 (5mins)	L90 (5mins)
26/09/2024	0:00	52.5	52.4	53.4	51.4
26/09/2024	0:05	52.2		53.0	51.6
26/09/2024	0:10	53.1		54.0	52.0
26/09/2024	0:15	51.9		52.5	51.3
26/09/2024	0:20	53.1		53.4	52.6
26/09/2024	0:25	51.6		53.2	49.3
26/09/2024	0:30	52.9	52.7	53.2	52.7
26/09/2024	0:35	51.1		53.0	48.7
26/09/2024	0:40	52.9		53.2	52.5
26/09/2024	0:45	52.7		53.4	51.8
26/09/2024	0:50	53.1		54.6	51.1
26/09/2024	0:55	53.1		54.1	51.9
26/09/2024	1:00	52.1	52.2	53.1	51.1
26/09/2024	1:05	52.3		53.0	51.2
26/09/2024	1:10	52.2		53.1	51.5
26/09/2024	1:15	52.1		52.8	51.1
26/09/2024	1:20	51.9		52.5	51.2
26/09/2024	1:25	52.6		53.0	52.1
26/09/2024	1:30	51.9	52.0	53.2	50.5
26/09/2024	1:35	52.5		52.9	51.9
26/09/2024	1:40	51.4		52.8	49.3
26/09/2024	1:45	52.5		52.9	51.7
26/09/2024	1:50	51.4		52.7	49.0
26/09/2024	1:55	52.0		52.9	51.0
26/09/2024	2:00	51.6	51.6	52.5	49.4
26/09/2024	2:05	51.6		52.5	50.6
26/09/2024	2:10	51.3		52.3	49.6
26/09/2024	2:15	51.7		52.3	51.1
26/09/2024	2:20	51.6		52.3	50.5
26/09/2024	2:25	51.8		52.9	50.8
26/09/2024	2:30	51.4	51.5	52.9	49.8
26/09/2024	2:35	51.4		51.9	50.7
26/09/2024	2:40	52.1		53.0	50.9
26/09/2024	2:45	51.1		52.1	50.5
26/09/2024	2:50	51.5		52.3	50.5
26/09/2024	2:55	51.4		52.3	50.6
26/09/2024	3:00	51.2	51.4	52.2	50.3
26/09/2024	3:05	51.5		52.3	50.6
26/09/2024	3:10	51.4		52.5	50.2
26/09/2024	3:15	51.4		52.3	50.5
26/09/2024	3:20	51.2		52.6	50.4
26/09/2024	3:25	51.6		52.3	50.5
26/09/2024	3:30	50.7	51.2	51.1	50.2
26/09/2024	3:35	51.7		52.2	50.7
26/09/2024	3:40	50.7		51.3	49.3
26/09/2024	3:45	52.0		52.6	51.1
26/09/2024	3:50	49.7		50.6	47.1
26/09/2024	3:55	52.0		52.4	51.5
26/09/2024	4:00	49.4	51.2	52.1	46.2
26/09/2024	4:05	51.8		52.5	51.1
26/09/2024	4:10	50.9		52.6	48.8
26/09/2024	4:15	51.4		51.9	50.4
26/09/2024	4:20	50.8		52.2	49.4
26/09/2024	4:25	52.4		52.9	51.8
26/09/2024	4:30	50.9	51.2	52.5	48.9
26/09/2024	4:35	52.2		52.8	51.3
26/09/2024	4:40	50.9		52.5	47.7
26/09/2024	4:45	51.4		52.1	50.6
26/09/2024	4:50	50.6		52.0	49.9
26/09/2024	4:55	50.8		52.0	50.0
26/09/2024	5:00	51.3	51.6	52.8	50.1
26/09/2024	5:05	52.3		53.6	50.6
26/09/2024	5:10	51.8		53.2	50.3
26/09/2024	5:15	51.5		52.8	50.0
26/09/2024	5:20	51.3		52.4	49.9
26/09/2024	5:25	51.3		52.0	49.2
26/09/2024	5:30	51.3	51.3	52.5	48.9
26/09/2024	5:35	51.3		52.5	47.8
26/09/2024	5:40	51.1		52.5	48.6
26/09/2024	5:45	51.8		52.7	47.2
26/09/2024	5:50	50.2		52.2	46.7
26/09/2024	5:55	51.9		52.5	50.5
26/09/2024	6:00	49.9	52.7	51.7	47.6
26/09/2024	6:05	51.9		52.5	50.6
26/09/2024	6:10	55.7		60.4	49.5
26/09/2024	6:15	53.0		54.2	51.0
26/09/2024	6:20	51.9		53.1	49.9
26/09/2024	6:25	51.3		52.2	50.6
26/09/2024	6:30	51.4	51.6	52.6	50.3
26/09/2024	6:35	51.3		52.3	50.0
26/09/2024	6:40	52.3		53.3	50.5
26/09/2024	6:45	51.6		54.2	46.0
26/09/2024	6:50	51.8		52.2	51.3
26/09/2024	6:55	50.9		52.6	48.9
26/09/2024	23:00	58.0	56.7	58.8	57.1
26/09/2024	23:05	55.8		56.4	55.1
26/09/2024	23:10	56.9		59.0	55.4
26/09/2024	23:15	56.9		58.4	54.8
26/09/2024	23:20	56.1		56.4	54.5
26/09/2024	23:25	56.3		57.4	54.8
26/09/2024	23:30	56.2	55.3	57.3	55.4
26/09/2024	23:35	55.3		56.0	54.6
26/09/2024	23:40	55.4		56.5	54.4
26/09/2024	23:45	54.8		55.3	54.3
26/09/2024	23:50	55.2		55.8	54.5
26/09/2024	23:55	54.7		55.2	54.3
		Mean	52.3		
		Maximum	56.7		
		Minimum	51.2		

Date	Start Time	Leq (5mins)	Leq (30mins)	L10 (5mins)	L90 (5mins)
27/09/2024	0:00	54.8	55.1	55.6	54.1
27/09/2024	0:05	54.7		55.2	53.9
27/09/2024	0:10	54.8		55.4	54.2
27/09/2024	0:15	54.8		55.7	54.1
27/09/2024	0:20	55.7		56.6	54.8
27/09/2024	0:25	55.7		56.8	54.6
27/09/2024	0:30	56.4	55.7	57.4	55.4
27/09/2024	0:35	55.3		56.1	54.5
27/09/2024	0:40	55.1		56.3	54.1
27/09/2024	0:45	55.9		56.7	55.0
27/09/2024	0:50	55.8		56.5	54.8
27/09/2024	0:55	55.8		56.7	54.8
27/09/2024	1:00	56.2	55.8	57.3	55.1
27/09/2024	1:05	55.7		56.3	55.1
27/09/2024	1:10	55.8		56.3	55.3
27/09/2024	1:15	55.5		56.0	55.0
27/09/2024	1:20	55.7		56.1	55.3
27/09/2024	1:25	55.8		56.1	55.4
27/09/2024	1:30	55.7	55.6	56.0	55.4
27/09/2024	1:35	55.6		55.9	55.2
27/09/2024	1:40	55.5		55.8	55.2
27/09/2024	1:45	55.6		56.0	55.3
27/09/2024	1:50	56.1		56.6	55.3
27/09/2024	1:55	55.2		55.6	54.8
27/09/2024	2:00	55.0	55.0	55.3	54.7
27/09/2024	2:05	54.7		55.2	54.3
27/09/2024	2:10	54.8		55.1	54.4
27/09/2024	2:15	55.3		55.7	54.9
27/09/2024	2:20	55.2		55.5	54.8
27/09/2024	2:25	54.8		55.4	54.3
27/09/2024	2:30	54.7	54.5	55.0	54.5
27/09/2024	2:35	55.1		55.9	54.4
27/09/2024	2:40	54.4		54.7	54.0
27/09/2024	2:45	54.5		54.8	54.1
27/09/2024	2:50	54.4		54.7	54.1
27/09/2024	2:55	54.1		54.4	53.8
27/09/2024	3:00	53.8	53.9	54.1	53.6
27/09/2024	3:05	54.1		54.4	53.9
27/09/2024	3:10	53.9		54.1	53.5
27/09/2024	3:15	54.0		54.3	53.6
27/09/2024	3:20	53.8		54.1	53.4
27/09/2024	3:25	54.0		54.4	53.6
27/09/2024	3:30	54.1	54.5	54.6	53.6
27/09/2024	3:35	54.4		54.8	54.0
27/09/2024	3:40	54.4		54.8	54.0
27/09/2024	3:45	54.9		55.4	54.5
27/09/2024	3:50	54.7		55.2	54.2
27/09/2024	3:55	54.4		54.9	53.9
27/09/2024	4:00	54.6	54.4	55.1	54.0
27/09/2024	4:05	54.8		55.3	54.2
27/09/2024	4:10	54.4		55.8	53.7
27/09/2024	4:15	54.2		54.5	53.8
27/09/2024	4:20	54.2		54.5	53.9
27/09/2024	4:25	54.4		54.6	54.1
27/09/2024	4:30	54.2	56.0	54.5	53.7
27/09/2024	4:35	53.9		54.3	53.6
27/09/2024	4:40	56.2		58.4	54.6
27/09/2024	4:45	57.6		58.4	56.4
27/09/2024	4:50	57.0		58.5	54.3
27/09/2024	4:55	55.6		57.0	54.1
27/09/2024	5:00	56.2	57.8	56.9	55.2
27/09/2024	5:05	56.8		57.7	55.9
27/09/2024	5:10	56.1		56.5	55.5
27/09/2024	5:15	58.3		59.6	54.9
27/09/2024	5:20	59.5		60.0	58.9
27/09/2024	5:25	58.5		59.9	54.4
27/09/2024	5:30	58.7	57.8	59.2	58.1
27/09/2024	5:35	58.8		59.3	58.2
27/09/2024	5:40	58.9		59.5	58.3
27/09/2024	5:45	58.4		58.8	57.2
27/09/2024	5:50	55.9		58.1	54.2
27/09/2024	5:55	54.3		54.9	53.5
27/09/2024	6:00	54.0	55.2	55.9	52.5
27/09/2024	6:05	57.0		60.4	52.8
27/09/2024	6:10	58.0		61.0	53.2
27/09/2024	6:15	53.6		54.5	52.2
27/09/2024	6:20	53.0		53.6	52.4
27/09/2024	6:25	52.6		53.0	52.1
27/09/2024	6:30	52.5	53.3	52.8	52.1
27/09/2024	6:35	53.2		53.8	51.6
27/09/2024	6:40	52.3		53.1	51.6
27/09/2024	6:45	54.4		54.8	51.8
27/09/2024	6:50	53.9		58.4	52.2
27/09/2024	6:55	53.0		53.5	50.0
27/09/2024	23:00	49.8	48.6	50.1	49.5
27/09/2024	23:05	47.8		49.8	43.4
27/09/2024	23:10	46.9		50.6	43.1
27/09/2024	23:15	49.8		50.3	49.4
27/09/2024	23:20	49.5		50.5	45.9
27/09/2024	23:25	46.6		47.5	45.7
27/09/2024	23:30	50.4	48.8	51.5	46.5
27/09/2024	23:35	50.1		51.4	45.5
27/09/2024	23:40	46.0		48.1	44.2
27/09/2024	23:45	50.0		50.5	49.6
27/09/2024	23:50	48.6		50.1	43.3
27/09/2024	23:55	44.5		46.1	42.9
		Mean	54.5		
		Maximum	57.8		
		Minimum	48.6		

Date	Start Time	Leq (5mins)	Leq (30mins)	L10 (5mins)	L90 (5mins)
28/09/2024	0:00	49.8	48.4	50.1	49.4
28/09/2024	0:05	49.4		50.8	45.3
28/09/2024	0:10	44.4		45.5	43.4
28/09/2024	0:15	50.5		51.9	49.6
28/09/2024	0:20	48.3		50.0	43.4
28/09/2024	0:25	43.6		44.6	42.5
28/09/2024	0:30	49.7	47.6	50.2	49.4
28/09/2024	0:35	47.1		49.6	42.4
28/09/2024	0:40	45.1		48.6	42.4
28/09/2024	0:45	49.5		49.9	49.1
28/09/2024	0:50	46.7		49.4	42.8
28/09/2024	0:55	45.4		49.6	41.7
28/09/2024	1:00	49.3	47.7	49.6	48.9
28/09/2024	1:05	45.8		49.6	42.8
28/09/2024	1:10	46.9		50.3	42.1
28/09/2024	1:15	49.5		49.9	49.3
28/09/2024	1:20	43.9		45.0	41.0
28/09/2024	1:25	48.1		52.1	41.0
28/09/2024	1:30	49.8	48.3	50.1	49.4
28/09/2024	1:35	45.8		49.4	43.4
28/09/2024	1:40	47.0		50.0	43.2
28/09/2024	1:45	49.6		49.9	49.3
28/09/2024	1:50	44.0		45.9	41.3
28/09/2024	1:55	50.2		51.3	48.8
28/09/2024	2:00	48.6	47.2	49.4	42.4
28/09/2024	2:05	43.6		45.2	41.9
28/09/2024	2:10	48.0		49.5	41.7
28/09/2024	2:15	48.1		49.2	42.2
28/09/2024	2:20	42.3		43.2	41.5
28/09/2024	2:25	48.6		50.2	42.8
28/09/2024	2:30	48.3	47.7	49.8	41.4
28/09/2024	2:35	41.8		43.0	40.8
28/09/2024	2:40	47.9		49.5	40.0
28/09/2024	2:45	47.1		49.0	39.2
28/09/2024	2:50	45.0		47.0	39.4
28/09/2024	2:55	51.0		52.2	47.2
28/09/2024	3:00	47.9	48.4	51.1	38.4
28/09/2024	3:05	40.0		40.8	38.7
28/09/2024	3:10	50.2		50.9	49.0
28/09/2024	3:15	49.1		51.2	46.9
28/09/2024	3:20	45.1		47.6	38.7
28/09/2024	3:25	51.0		52.1	49.0
28/09/2024	3:30	50.7	50.2	52.8	47.3
28/09/2024	3:35	47.8		48.5	47.4
28/09/2024	3:40	49.1		49.5	48.8
28/09/2024	3:45	48.0		50.4	41.9
28/09/2024	3:50	53.1		55.8	49.0
28/09/2024	3:55	50.1		51.2	49.0
28/09/2024	4:00	46.1	48.5	49.9	39.2
28/09/2024	4:05	50.1		52.5	39.5
28/09/2024	4:10	51.9		54.2	48.6
28/09/2024	4:15	44.7		48.9	38.7
28/09/2024	4:20	41.2		43.5	38.9
28/09/2024	4:25	49.1		49.5	48.6
28/09/2024	4:30	43.6	56.8	49.0	38.6
28/09/2024	4:35	56.5		58.3	40.5
28/09/2024	4:40	58.9		59.2	58.5
28/09/2024	4:45	56.1		59.1	49.6
28/09/2024	4:50	49.7		50.3	48.9
28/09/2024	4:55	60.4		65.1	48.7
28/09/2024	5:00	57.7	56.5	60.5	50.5
28/09/2024	5:05	49.5		49.8	48.6
28/09/2024	5:10	58.7		59.2	58.0
28/09/2024	5:15	54.3		59.1	47.2
28/09/2024	5:20	56.2		59.1	50.1
28/09/2024	5:25	57.6		59.2	43.5
28/09/2024	5:30	46.6	54.9	50.4	41.2
28/09/2024	5:35	55.4		58.1	42.0
28/09/2024	5:40	57.1		58.8	49.3
28/09/2024	5:45	48.4		50.4	46.2
28/09/2024	5:50	57.7		58.8	46.5
28/09/2024	5:55	54.9		58.9	45.7
28/09/2024	6:00	54.1	55.8	58.0	45.8
28/09/2024	6:05	57.9		58.8	49.1
28/09/2024	6:10	48.4		50.0	46.4
28/09/2024	6:15	57.3		58.8	50.5
28/09/2024	6:20	58.7		59.2	48.3
28/09/2024	6:25	49.2		52.4	47.7
28/09/2024	6:30	56.7	56.5	58.6	47.8
28/09/2024	6:35	56.4		59.1	47.9
28/09/2024	6:40	50.1		51.3	48.4
28/09/2024	6:45	57.6		59.5	47.2
28/09/2024	6:50	59.6		61.7	56.8
28/09/2024	6:55	52.5		57.4	46.4
		Mean	51.0		
		Maximum	56.8		
		Minimum	47.2		

Summary of Noise Monitoring Results during 23:00 - 07:00 on the next day at CM29	
	Leq (30mins)
Mean	51.9
Maximum	70.6
Minimum	41.6

Appendix 3-2-26 Baseline Noise Monitoring Data at CM30

Station: CM30

Date	Start Time	Leq (5mins)	Leq (30mins)	L10 (5mins)	L90 (5mins)
2/10/2024	16:52	66.0	66.1	68.6	52.6
2/10/2024	16:57	65.4		66.1	52.1
2/10/2024	17:02	64.9		66.3	50.7
2/10/2024	17:07	61.9		64.1	47.3
2/10/2024	17:12	67.3		67.9	48.7
2/10/2024	17:17	68.5		68.7	47.5
2/10/2024	17:22	62.2	62.3	64.6	48.3
2/10/2024	17:27	65.7		66.0	45.1
2/10/2024	17:32	62.6		63.2	47.4
2/10/2024	17:37	57.4		61.8	46.7
2/10/2024	17:42	57.5		59.7	44.3
2/10/2024	17:47	62.9		65.6	42.9
2/10/2024	17:52	62.5	62.5	63.4	43.7
2/10/2024	17:57	62.5		64.4	44.8
2/10/2024	18:02	59.8		64.0	45.2
2/10/2024	18:07	66.2		67.9	47.8
2/10/2024	18:12	59.9		63.1	45.6
2/10/2024	18:17	59.7		60.5	43.6
2/10/2024	18:22	63.3	62.0	65.9	43.0
2/10/2024	18:27	62.0		65.3	43.4
2/10/2024	18:32	62.4		65.0	46.7
2/10/2024	18:37	63.3		67.3	49.6
2/10/2024	18:42	60.8		63.0	45.0
2/10/2024	18:47	59.0		64.5	46.3
2/10/2024	18:52	59.2		63.1	44.1
2/10/2024	18:57	58.8		59.5	44.8
		Mean	62.3		
		Maximum	62.5		
		Minimum	62.0		

Date	Start Time	Leq (5mins)	Leq (30mins)	L10 (5mins)	L90 (5mins)
3/10/2024	7:02	44.9	50.8	53.2	39.9
3/10/2024	7:07	50.4		54.9	39.2
3/10/2024	7:12	52.5		55.9	44.7
3/10/2024	7:17	54.2		57.1	41.3
3/10/2024	7:22	49.2		52.2	39.7
3/10/2024	7:27	47.9		51.7	42.4
3/10/2024	7:32	46.0	57.2	48.3	42.9
3/10/2024	7:37	43.5		46.5	40.5
3/10/2024	7:42	63.3		64.1	44.3
3/10/2024	7:47	52.6		54.0	46.3
3/10/2024	7:52	56.7		63.0	44.0
3/10/2024	7:57	54.5		55.4	47.0
3/10/2024	8:02	54.3	51.8	54.6	45.9
3/10/2024	8:07	50.6		51.0	42.6
3/10/2024	8:12	51.9		55.2	45.8
3/10/2024	8:17	54.3		54.9	43.7
3/10/2024	8:22	44.9		47.5	41.6
3/10/2024	8:27	47.7		50.1	44.6
3/10/2024	8:32	43.7	58.0	46.0	41.2
3/10/2024	8:37	46.6		50.9	36.1
3/10/2024	8:42	46.9		50.7	36.0
3/10/2024	8:47	65.2		67.6	41.3
3/10/2024	8:52	48.7		51.4	39.1
3/10/2024	8:57	54.3		58.4	36.3
3/10/2024	9:02	54.1	53.4	56.2	36.9
3/10/2024	9:07	50.5		53.2	36.4
3/10/2024	9:12	47.5		48.8	36.7
3/10/2024	9:17	51.8		52.9	36.3
3/10/2024	9:22	58.2		63.1	37.4
3/10/2024	9:27	47.9		52.1	36.1
3/10/2024	9:32	61.1	56.6	63.9	35.2
3/10/2024	9:37	49.2		53.9	37.2
3/10/2024	9:42	49.5		54.1	35.4
3/10/2024	9:47	37.6		39.3	35.0
3/10/2024	9:52	60.9		63.6	35.9
3/10/2024	9:57	45.8		51.3	35.3
3/10/2024	10:02	48.2	54.9	52.6	35.5
3/10/2024	10:07	58.0		62.4	39.2
3/10/2024	10:12	57.5		60.4	37.7
3/10/2024	10:17	52.6		55.3	38.1
3/10/2024	10:22	50.6		54.5	36.6
3/10/2024	10:27	54.5		57.3	33.4
3/10/2024	10:32	48.4	56.2	53.3	33.5
3/10/2024	10:37	54.2		58.6	35.0
3/10/2024	10:42	63.0		68.3	38.5
3/10/2024	10:47	52.2		55.5	39.6
3/10/2024	10:52	36.3		38.7	34.4
3/10/2024	10:57	37.3		40.3	34.5
3/10/2024	11:02	57.9	54.0	63.0	40.3
3/10/2024	11:07	51.3		54.0	38.1
3/10/2024	11:12	51.4		56.4	37.8
3/10/2024	11:17	50.3		54.0	34.5
3/10/2024	11:22	50.9		55.1	35.4
3/10/2024	11:27	55.8		60.0	34.6
3/10/2024	11:32	46.0	44.2	48.7	34.5
3/10/2024	11:37	39.3		40.0	34.6
3/10/2024	11:42	35.4		35.8	33.7
3/10/2024	11:47	44.4		48.5	34.0
3/10/2024	11:52	48.7		51.9	33.3
3/10/2024	11:57	34.6		35.5	33.4
3/10/2024	12:02	49.0	53.3	54.1	34.3
3/10/2024	12:07	50.8		55.6	34.7
3/10/2024	12:12	52.0		56.5	33.7
3/10/2024	12:17	51.7		52.9	33.8
3/10/2024	12:22	36.7		38.9	34.1
3/10/2024	12:27	58.9		61.7	35.2
3/10/2024	12:32	55.8	61.2	59.4	37.4
3/10/2024	12:37	51.6		56.1	37.6
3/10/2024	12:42	66.6		68.7	43.1
3/10/2024	12:47	60.3		64.5	44.7
3/10/2024	12:52	54.0		59.6	42.9
3/10/2024	12:57	61.5		65.1	37.4
3/10/2024	13:02	56.1	57.1	58.9	38.5
3/10/2024	13:07	60.9		64.7	35.2
3/10/2024	13:12	39.4		42.6	34.1
3/10/2024	13:17	61.3		63.7	36.4
3/10/2024	13:22	50.2		53.7	35.9
3/10/2024	13:27	34.5		35.8	32.7
3/10/2024	13:32	50.4	58.3	53.3	32.4
3/10/2024	13:37	57.7		60.6	35.3
3/10/2024	13:42	63.5		64.9	36.7
3/10/2024	13:47	47.7		49.7	33.3
3/10/2024	13:52	49.1		53.5	32.9
3/10/2024	13:57	60.1		61.1	37.1
3/10/2024	14:02	56.9	55.0	61.7	34.4
3/10/2024	14:07	49.4		50.0	37.5
3/10/2024	14:12	55.3		59.8	32.9
3/10/2024	14:17	51.4		56.3	33.0
3/10/2024	14:22	59.2		60.1	37.0
3/10/2024	14:27	41.3		42.2	36.0
3/10/2024	14:32	53.4	53.0	56.4	40.0
3/10/2024	14:37	56.6		59.6	36.7
3/10/2024	14:42	54.1		59.4	37.6
3/10/2024	14:47	40.9		44.2	35.1
3/10/2024	14:52	47.9		49.3	34.8
3/10/2024	14:57	52.9		58.6	34.5
3/10/2024	15:02	49.4	57.0	49.6	36.5
3/10/2024	15:07	49.3		53.3	37.2
3/10/2024	15:12	45.4		47.1	36.2
3/10/2024	15:17	55.6		58.3	36.1
3/10/2024	15:22	48.0		49.8	39.6
3/10/2024	15:27	63.8		66.4	46.6
3/10/2024	15:32	55.6	52.3	58.4	40.0
3/10/2024	15:37	55.5		60.1	40.7
3/10/2024	15:42	48.8		49.0	48.1
3/10/2024	15:47	48.8		49.3	48.5
3/10/2024	15:52	47.5		49.1	39.3
3/10/2024	15:57	49.9		55.7	39.3
3/10/2024	16:02	38.3	47.0	39.9	35.7
3/10/2024	16:07	38.0		40.6	36.0
3/10/2024	16:12	45.3		46.5	35.4
3/10/2024	16:17	36.6		37.7	34.8
3/10/2024	16:22	42.5		43.4	35.2
3/10/2024	16:27	53.7		60.7	33.5
3/10/2024	16:32	48.7	48.8	49.3	33.1
3/10/2024	16:37	34.1		35.2	32.7
3/10/2024	16:42	52.7		54.3	32.6
3/10/2024	16:47	49.7		51.0	33.4
3/10/2024	16:52	49.6		50.9	32.8
3/10/2024	16:57	34.1		34.9	33.3
3/10/2024	17:02	37.0	48.7	38.7	33.4
3/10/2024	17:07	54.2		57.0	36.5
3/10/2024	17:12	33.9		35.2	33.0
3/10/2024	17:17	50.8		54.8	34.0
3/10/2024	17:22	46.7		49.3	33.0
3/10/2024	17:27	33.9		35.3	32.6
3/10/2024	17:32	50.5	55.1	51.6	33.0
3/10/2024	17:37	38.5		43.2	32.5
3/10/2024	17:42	60.3		64.7	38.0
3/10/2024	17:47	45.5		47.2	35.1
3/10/2024	17:52	58.1		63.5	39.7
3/10/2024	17:57	47.6		52.0	37.5
3/10/2024	18:02	37.4	54.8	39.9	34.7
3/10/2024	18:07	51.6		54.8	33.4
3/10/2024	18:12	62.1		62.5	37.4
3/10/2024	18:17	40.0		43.5	33.2
3/10/2024	18:22	34.8		36.2	32.9
3/10/2024	18:27	46.6		52.0	31.6
3/10/2024	18:32	34.2	53.3	37.3	31.7
3/10/2024	18:37	51.7		53.5	32.0
3/10/2024	18:42	53.1		57.2	31.5
3/10/2024	18:47	52.8		53.4	32.5
3/10/2024	18:52	34.0		35.3	32.6
3/10/2024	18:57	58.6		63.3	35.5
		Mean	53.8		
		Maximum	61.2		
		Minimum	44.2		

Station: CM30

Date	Start Time	Leq (5mins)	Leq (30mins)	L10 (5mins)	L90 (5mins)
4/10/2024	7:02	39.1		41.9	36.4
4/10/2024	7:07	38.0		39.6	36.6
4/10/2024	7:12	50.8	47.8	56.2	38.2
4/10/2024	7:17	48.7		50.1	47.9
4/10/2024	7:22	49.2		50.8	47.8
4/10/2024	7:27	48.5		49.7	47.4
4/10/2024	7:32	51.9		52.4	35.4
4/10/2024	7:37	52.4		56.2	36.1
4/10/2024	7:42	43.3	50.3	46.6	37.3
4/10/2024	7:47	49.3		50.2	48.0
4/10/2024	7:52	49.4		51.5	48.1
4/10/2024	7:57	50.7		52.6	48.9
4/10/2024	8:02	50.7		52.9	49.0
4/10/2024	8:07	50.8		52.4	49.3
4/10/2024	8:12	48.4	49.6	50.1	47.2
4/10/2024	8:17	48.7		49.7	47.9
4/10/2024	8:22	48.3		49.6	47.3
4/10/2024	8:27	49.8		50.7	48.7
4/10/2024	8:32	55.7		58.9	49.4
4/10/2024	8:37	54.4		60.0	49.5
4/10/2024	8:42	54.0	53.6	57.4	49.4
4/10/2024	8:47	53.7		58.1	49.0
4/10/2024	8:52	50.6		52.0	48.6
4/10/2024	8:57	51.0		53.5	48.5
4/10/2024	9:02	51.6		55.4	48.5
4/10/2024	9:07	49.6		51.9	46.9
4/10/2024	9:12	45.4	55.7	46.3	35.8
4/10/2024	9:17	62.5		64.1	38.8
4/10/2024	9:22	50.4		51.5	49.1
4/10/2024	9:27	49.5		50.6	48.3
4/10/2024	9:32	49.9		51.9	48.2
4/10/2024	9:37	62.3		63.0	41.6
4/10/2024	9:42	49.1	56.0	52.3	47.1
4/10/2024	9:47	55.9		56.2	35.9
4/10/2024	9:52	47.8		48.9	46.9
4/10/2024	9:57	48.5		49.3	47.7
4/10/2024	10:02	48.3		49.0	47.6
4/10/2024	10:07	53.1		54.5	36.4
4/10/2024	10:12	59.8	53.6	64.8	36.5
4/10/2024	10:17	49.3		51.0	37.4
4/10/2024	10:22	47.2		50.9	36.4
4/10/2024	10:27	37.5		38.8	36.3
4/10/2024	10:32	38.2		39.6	36.7
4/10/2024	10:37	52.8		57.1	38.0
4/10/2024	10:42	43.2	46.1	45.6	39.5
4/10/2024	10:47	40.9		44.6	37.4
4/10/2024	10:52	38.4		39.9	36.7
4/10/2024	10:57	36.8		37.8	36.0
4/10/2024	11:02	38.0		40.2	35.9
4/10/2024	11:07	50.3		54.7	36.0
4/10/2024	11:12	40.5	50.0	41.6	36.6
4/10/2024	11:17	52.8		54.8	35.9
4/10/2024	11:22	52.9		56.9	35.3
4/10/2024	11:27	49.3		49.9	48.0
4/10/2024	11:32	48.4		49.1	47.6
4/10/2024	11:37	48.2		49.7	46.9
4/10/2024	11:42	47.4	47.7	48.2	46.5
4/10/2024	11:47	47.5		48.4	46.5
4/10/2024	11:52	47.2		47.7	46.6
4/10/2024	11:57	47.5		48.1	46.9
4/10/2024	12:02	51.0		56.5	36.2
4/10/2024	12:07	40.2		40.6	36.1
4/10/2024	12:12	54.9	51.6	56.2	35.2
4/10/2024	12:17	52.0		54.8	48.0
4/10/2024	12:22	52.0		54.0	49.3
4/10/2024	12:27	50.2		52.2	48.2
4/10/2024	12:32	49.0		49.9	48.1
4/10/2024	12:37	48.6		49.6	48.0
4/10/2024	12:42	49.2	48.6	49.6	47.3
4/10/2024	12:47	48.4		49.5	47.3
4/10/2024	12:52	48.0		48.9	46.8
4/10/2024	12:57	48.3		49.5	46.4
4/10/2024	13:02	48.8		49.8	47.3
4/10/2024	13:07	48.7		49.2	47.5
4/10/2024	13:12	49.2	50.9	50.2	47.5
4/10/2024	13:17	49.4		50.5	48.0
4/10/2024	13:22	49.8		51.6	47.9
4/10/2024	13:27	55.1		57.3	39.6
4/10/2024	13:32	50.1		51.4	48.2
4/10/2024	13:37	49.6		51.0	48.0
4/10/2024	13:42	49.3	51.6	50.1	48.3
4/10/2024	13:47	50.8		52.3	49.5
4/10/2024	13:52	55.3		56.1	37.2
4/10/2024	13:57	51.2		52.2	49.9
4/10/2024	14:02	50.6		52.3	48.7
4/10/2024	14:07	49.2		50.1	48.3
4/10/2024	14:12	50.1	53.1	51.0	48.0
4/10/2024	14:17	57.7		58.7	39.4
4/10/2024	14:22	53.3		56.9	37.7
4/10/2024	14:27	50.9		52.1	49.5
4/10/2024	14:32	52.0		54.5	49.1
4/10/2024	14:37	50.3		51.3	49.3
4/10/2024	14:42	40.3	49.4	41.9	38.5
4/10/2024	14:47	42.0		44.8	37.8
4/10/2024	14:52	50.6		52.0	49.0
4/10/2024	14:57	50.6		51.8	49.3
4/10/2024	15:02	50.8		52.4	49.2
4/10/2024	15:07	49.4		50.3	48.4
4/10/2024	15:12	48.7	58.1	49.6	48.0
4/10/2024	15:17	48.7		49.6	47.8
4/10/2024	15:22	49.2		50.3	48.3
4/10/2024	15:27	65.4		66.8	47.8
4/10/2024	15:32	48.5		49.7	47.5
4/10/2024	15:37	48.9		50.7	47.4
4/10/2024	15:42	52.0	51.0	53.6	50.4
4/10/2024	15:47	51.4		52.4	50.3
4/10/2024	15:52	51.5		52.5	50.6
4/10/2024	15:57	52.4		53.3	51.2
4/10/2024	16:02	51.9		53.2	51.0
4/10/2024	16:07	51.6		52.9	50.7
4/10/2024	16:12	51.5	51.3	52.5	50.5
4/10/2024	16:17	50.9		52.0	50.1
4/10/2024	16:22	50.7		51.7	49.8
4/10/2024	16:27	50.8		51.8	50.1
4/10/2024	16:32	51.3		52.1	50.6
4/10/2024	16:37	50.8		51.7	50.1
4/10/2024	16:42	51.7	51.2	52.8	50.4
4/10/2024	16:47	51.5		53.2	50.2
4/10/2024	16:52	51.0		52.4	50.0
4/10/2024	16:57	50.9		51.7	50.1
4/10/2024	17:02	60.6		62.0	37.8
4/10/2024	17:07	46.6		48.6	38.7
4/10/2024	17:12	50.4	54.5	51.2	49.7
4/10/2024	17:17	50.5		51.1	49.9
4/10/2024	17:22	51.2		51.9	50.3
4/10/2024	17:27	51.3		51.7	50.0
4/10/2024	17:32	67.8		71.1	50.7
4/10/2024	17:37	50.7		51.5	50.1
4/10/2024	17:42	51.1	60.4	52.4	49.6
4/10/2024	17:47	50.4		51.3	49.7
4/10/2024	17:52	50.2		50.7	49.7
4/10/2024	17:57	50.0		50.4	49.6
4/10/2024	18:02	50.1		50.7	49.4
4/10/2024	18:07	50.7		52.0	50.0
4/10/2024	18:12	50.3	57.8	51.1	49.5
4/10/2024	18:17	50.6		51.1	49.7
4/10/2024	18:22	52.6		54.3	50.4
4/10/2024	18:27	64.8		68.5	49.8
4/10/2024	18:32	50.3		50.8	49.6
4/10/2024	18:37	50.7		51.7	49.6
4/10/2024	18:42	50.5	50.5	51.7	49.5
4/10/2024	18:47	50.7		51.0	50.0
4/10/2024	18:52	50.2		50.7	49.7
4/10/2024	18:57	50.3		51.2	49.6
		Mean	52.1		
		Maximum	60.4		
		Minimum	46.1		

Date	Start Time	Leq (5mins)	Leq (30mins)	L10 (5mins)	L90 (5mins)
5/10/2024	7:02	42.6		43.0	42.3
5/10/2024	7:07	43.0		43.5	42.4
5/10/2024	7:12	42.6	44.1	43.0	42.2
5/10/2024	7:17	42.7		43.1	42.3
5/10/2024	7:22	45.5		48.2	41.8
5/10/2024	7:27	46.3		48.6	42.9
5/10/2024	7:32	68.2		73.4	46.5
5/10/2024	7:37	49.3		53.2	39.6
5/10/2024	7:42	51.4	60.8	52.2	50.5
5/10/2024	7:47	51.4		52.0	50.6
5/10/2024	7:52	51.6		53.8	50.5
5/10/2024	7:57	51.8		52.0	50.7
5/10/2024	8:02	52.0		53.1	51.0
5/10/2024	8:07	52.1		53.4	51.1
5/10/2024	8:12	39.7	50.2	40.3	38.9
5/10/2024	8:17	41.6		43.1	39.9
5/10/2024	8:22	51.9		52.8	51.1
5/10/2024	8:27	51.0		51.6	50.2
5/10/2024	8:32	39.2		39.7	38.4
5/10/2024	8:37	40.5		41.6	39.3
5/10/2024	8:42	41.7	57.0	42.9	39.5
5/10/2024	8:47	44.1		45.7	39.1
5/10/2024	8:52	40.4		41.3	39.5
5/10/2024	8:57	64.7		65.7	41.2
5/10/2024	9:02	39.9		41.0	39.2
5/10/2024	9:07	40.6		41.8	39.4
5/10/2024	9:12	39.8	46.1	40.9	38.8
5/10/2024	9:17	52.9		55.0	39.2
5/10/2024	9:22	39.2		39.8	38.7
5/10/2024	9:27	40.4		41.9	39.0
5/10/2024	9:32	40.8		41.7	39.6
5/10/2024	9:37	39.9		40.4	39.4
5/10/2024	9:42	39.8	39.9	40.5	39.2
5/10/2024	9:47	38.9		39.5	38.3
5/10/2024	9:52	39.5		40.4	38.6
5/10/2024	9:57	40.3		42.6	38.6
5/10/2024	10:02	52.4		52.9	38.5
5/10/2024	10:07	39.5		40.2	38.8
5/10/2024	10:12	53.9	58.5	57.1	39.7
5/10/2024	10:17	59.3		62.4	42.1
5/10/2024	10:22	52.8		54.0	42.8
5/10/2024	10:27	64.4		67.9	42.9
5/10/2024	10:32	63.7		64.1	41.2
5/10/2024	10:37	43.3		45.1	41.2
5/10/2024	10:42	44.0	58.9	45.4	40.9
5/10/2024	10:47	53.7		57.5	42.7
5/10/2024	10:52	63.1		64.7	41.8
5/10/2024	10:57	41.4		43.0	39.8
5/10/2024	11:02	42.9		44.4	41.0
5/10/2024	11:07	43.1		45.2	40.7
5/10/2024	11:12	43.5	54.6	45.9	40.6
5/10/2024	11:17	42.5		44.7	41.1
5/10/2024	11:22	62.1		65.1	42.3
5/10/2024	11:27	44.8		46.0	42.8
5/10/2024	11:32	54.9		56.0	41.7
5/10/2024	11:37	56.9		60.2	41.9
5/10/2024	11:42	44.6	61.9	45.7	41.3
5/10/2024	11:47	69.3		71.3	44.9
5/10/2024	11:52	43.5		45.2	41.0
5/10/2024	11:57	44.2		46.0	41.5
5/10/2024	12:02	65.7		69.3	43.8
5/10/2024	12:07	50.9		53.4	44.2
5/10/2024	12:12	53.1	62.3	55.8	45.1
5/10/2024	12:17	56.9		59.8	44.5
5/10/2024	12:22	54.8		57.3	49.7
5/10/2024	12:27	67.2		72.4	44.4
5/10/2024	12:32	46.0		48.4	42.8
5/10/2024	12:37	52.4		58.7	42.2
5/10/2024	12:42	47.1	64.4	49.4	42.9
5/10/2024	12:47	64.7		67.9	46.0
5/10/2024	12:52	69.5		75.0	54.8
5/10/2024	12:57	66.4		72.1	48.5
5/10/2024	13:02	56.2		56.7	42.7
5/10/2024	13:07	63.7		65.4	43.2
5/10/2024	13:12	64.0	60.2	66.9	44.2
5/10/2024	13:17	53.9		54.5	42.9
5/10/2024	13:22	52.2		54.1	42.6
5/10/2024	13:27	57.3		59.7	41.6
5/10/2024	13:32	52.2		56.0	42.2
5/10/2024	13:37	44.5		45.7	43.5
5/10/2024	13:42	46.3	61.0	46.8	44.2
5/10/2024	13:47	65.0		68.9	49.3
5/10/2024	13:52	64.9		69.1	46.9
5/10/2024	13:57	60.4		65.6	45.2
5/10/2024	14:02	56.9		58.4	45.2
5/10/2024	14:07	64.2		70.1	43.7
5/10/2024	14:12	57.3	59.4	58.0	43.4
5/10/2024	14:17	58.9		63.2	46.6
5/10/2024	14:22	58.1		61.3	46.5
5/10/2024	14:27	50.8		53.2	45.2
5/10/2024	14:32	61.5		64.0	44.5
5/10/2024	14:37	50.5		53.2	44.3
5/10/2024	14:42	66.5	63.1	71.0	48.8
5/10/2024	14:47	54.8		57.6	42.8
5/10/2024	14:52	64.5		65.1	52.6
5/10/2024	14:57	64.9		65.9	56.4
5/10/2024	15:02	66.1		67.9	60.5
5/10/2024	15:07	66.0		67.7	58.1
5/10/2024	15:12	69.4	65.2	73.7	48.1
5/10/2024	15:17	64.6		69.0	48.2
5/10/2024	15:22	55.0		58.0	44.8
5/10/2024	15:27	47.1		50.7	43.8
5/10/2024	15:32	62.3		67.6	43.5
5/10/2024	15:37	62.8		68.1	45.7
5/10/2024	15:42	50.3	64.3	53.5	45.7
5/10/2024	15:47	68.8		72.2	46.8
5/10/2024	15:52	57.5		58.3	46.5
5/10/2024	15:57	66.4		73.0	47.9
5/10/2024	16:02	65.5		68.7	44.5
5/10/2024	16:07	69.4		72.2	43.4
5/10/2024	16:12	61.1	65.4	66.3	46.4
5/10/2024	16:17	54.3		57.5	44.7
5/10/2024	16:22	56.9		58.9	47.8
5/10/2024	16:27	68.0		71.0	44.9
5/10/2024	16:32	48.5		50.9	45.3
5/10/2024	16:37	63.5		66.4	46.7
5/10/2024	16:42	63.9	61.4	66.9	45.5
5/10/2024	16:47	54.4		56.5	44.4
5/10/2024	16:52	64.7		69.0	47.2
5/10/2024	16:57	53.0		53.1	44.8
5/10/2024	17:02	48.8		52.0	44.2
5/10/2024	17:07	66.2		69.9	50.5
5/10/2024	17:12	51.7	62.9	55.4	43.0
5/10/2024	17:17	58.6		61.3	43.6
5/10/2024	17:22	58.6		61.7	43.1
5/10/2024	17:27	67.7		73.4	49.4
5/10/2024	17:32	67.3		70.3	49.5
5/10/2024	17:37	72.0		77.0	51.8
5/10/2024	17:42	60.7	66.3	64.5	46.0
5/10/2024	17:47	62.3		66.4	43.9
5/10/2024	17:52	55.7		56.3	44.3
5/10/2024	17:57	60.9		63.6	47.9
5/10/2024	18:02	67.0		70.6	50.2
5/10/2024	18:07	73.1		75.8	51.8
5/10/2024	18:12	60.3	68.5	65.6	45.8
5/10/2024	18:17	59.4		61.8	42.2
5/10/2024	18:22	53.8		54.5	42.8
5/10/2024	18:27	71.8		74.3	54.2
5/10/2024	18:32	55.0		56.7	43.0
5/10/2024	18:37	58.5		63.2	44.9
5/10/2024	18:42	65.0	62.3	67.8	45.7
5/10/2024	18:47	54.4		59.5	44.5
5/10/2024	18:52	67.3		69.1	44.2
5/10/2024	18:57	55.8		57.2	41.7
		Mean	59.1		
		Maximum	68.5		
		Minimum	39.9		

Station: CM30

Date	Start Time	Leq (5mins)	Leq (30mins)	L10 (5mins)	L90 (5mins)
6/10/2024	7:02	55.0		59.3	42.6
6/10/2024	7:07	51.7		55.6	43.5
6/10/2024	7:12	58.6	57.4	62.3	48.6
6/10/2024	7:17	61.3		64.9	51.9
6/10/2024	7:22	53.0		56.3	42.9
6/10/2024	7:27	57.7		61.5	46.6
6/10/2024	7:32	56.7		60.3	50.4
6/10/2024	7:37	62.3		65.0	51.0
6/10/2024	7:42	59.3	60.3	62.9	52.1
6/10/2024	7:47	60.0		64.0	51.9
6/10/2024	7:52	60.2		63.6	51.8
6/10/2024	7:57	61.2		64.4	54.9
6/10/2024	8:02	58.8		61.2	52.6
6/10/2024	8:07	63.2		65.6	52.0
6/10/2024	8:12	62.1	62.0	65.5	52.1
6/10/2024	8:17	61.6		64.6	52.5
6/10/2024	8:22	61.0		65.3	51.9
6/10/2024	8:27	63.6		65.5	51.6
6/10/2024	8:32	60.6		65.0	51.1
6/10/2024	8:37	63.0		68.6	55.2
6/10/2024	8:42	61.5	62.8	64.4	54.9
6/10/2024	8:47	63.6		68.5	53.7
6/10/2024	8:52	62.6		65.9	52.3
6/10/2024	8:57	64.3		67.7	57.0
6/10/2024	9:02	66.0		70.2	55.1
6/10/2024	9:07	61.9		64.7	54.2
6/10/2024	9:12	59.2	63.4	61.9	48.5
6/10/2024	9:17	61.7		65.7	55.1
6/10/2024	9:22	64.8		69.0	55.3
6/10/2024	9:27	63.6		66.9	55.6
6/10/2024	9:32	64.4		69.3	53.3
6/10/2024	9:37	62.9		67.5	54.9
6/10/2024	9:42	57.0	62.6	61.5	46.4
6/10/2024	9:47	61.4		62.1	48.5
6/10/2024	9:52	64.7		68.2	51.3
6/10/2024	9:57	61.7		67.4	52.9
6/10/2024	10:02	59.7		63.4	53.9
6/10/2024	10:07	63.9		67.5	56.3
6/10/2024	10:12	61.7	62.2	66.4	53.7
6/10/2024	10:17	63.3		67.3	54.5
6/10/2024	10:22	61.9		65.0	53.4
6/10/2024	10:27	61.3		64.3	54.4
6/10/2024	10:32	64.9		69.4	56.6
6/10/2024	10:37	61.1		64.7	55.4
6/10/2024	10:42	62.0	63.9	65.7	53.8
6/10/2024	10:47	64.3		68.1	57.5
6/10/2024	10:52	65.9		69.1	57.5
6/10/2024	10:57	63.5		67.6	55.8
6/10/2024	11:02	66.0		69.9	56.7
6/10/2024	11:07	63.7		66.5	54.4
6/10/2024	11:12	65.3	63.9	69.9	51.0
6/10/2024	11:17	48.9		51.6	44.9
6/10/2024	11:22	63.4		66.6	49.0
6/10/2024	11:27	64.4		68.5	57.8
6/10/2024	11:32	65.8		68.9	56.9
6/10/2024	11:37	64.9		69.0	57.6
6/10/2024	11:42	65.2	66.5	69.1	57.9
6/10/2024	11:47	68.6		72.7	55.5
6/10/2024	11:52	67.0		71.5	55.0
6/10/2024	11:57	66.2		69.9	57.3
6/10/2024	12:02	69.6		74.4	59.5
6/10/2024	12:07	67.6		71.4	54.2
6/10/2024	12:12	51.9	68.7	53.5	50.4
6/10/2024	12:17	55.1		58.5	50.3
6/10/2024	12:22	69.4		74.7	50.8
6/10/2024	12:27	73.1		75.1	54.4
6/10/2024	12:32	69.6		73.7	57.3
6/10/2024	12:37	66.1		70.3	56.9
6/10/2024	12:42	66.8	67.6	72.3	57.3
6/10/2024	12:47	66.5		72.1	56.8
6/10/2024	12:52	65.7		69.0	57.8
6/10/2024	12:57	69.3		72.6	60.3
6/10/2024	13:02	67.7		71.5	59.0
6/10/2024	13:07	68.8		71.1	58.1
6/10/2024	13:12	69.6	68.1	74.8	54.2
6/10/2024	13:17	66.5		70.4	58.7
6/10/2024	13:22	68.0		71.6	59.0
6/10/2024	13:27	67.4		70.6	58.9
6/10/2024	13:32	66.9		70.5	56.5
6/10/2024	13:37	65.3		67.9	57.5
6/10/2024	13:42	67.1	68.5	70.8	57.5
6/10/2024	13:47	67.8		71.3	58.3
6/10/2024	13:52	69.6		72.6	60.8
6/10/2024	13:57	71.3		73.9	61.5
6/10/2024	14:02	70.4		73.9	61.4
6/10/2024	14:07	70.7		74.5	61.2
6/10/2024	14:12	68.6	67.9	71.6	61.9
6/10/2024	14:17	64.3		67.0	57.8
6/10/2024	14:22	65.1		67.0	57.7
6/10/2024	14:27	58.7		64.2	51.2
6/10/2024	14:32	67.2		71.0	54.8
6/10/2024	14:37	61.4		64.9	52.7
6/10/2024	14:42	66.6	66.8	70.1	57.2
6/10/2024	14:47	69.1		69.8	57.7
6/10/2024	14:52	66.2		70.1	57.3
6/10/2024	14:57	67.1		72.0	59.4
6/10/2024	15:02	68.1		72.1	55.1
6/10/2024	15:07	65.6		68.8	55.6
6/10/2024	15:12	59.9	63.6	63.5	47.3
6/10/2024	15:17	56.6		60.5	47.0
6/10/2024	15:22	58.9		59.6	47.2
6/10/2024	15:27	61.9		62.7	47.0
6/10/2024	15:32	51.7		54.4	46.7
6/10/2024	15:37	57.8		59.9	48.2
6/10/2024	15:42	52.5	59.5	53.0	47.0
6/10/2024	15:47	63.0		67.4	51.6
6/10/2024	15:52	58.6		63.1	47.3
6/10/2024	15:57	62.2		67.0	47.4
6/10/2024	16:02	54.8		59.2	47.1
6/10/2024	16:07	55.7		59.1	46.7
6/10/2024	16:12	56.7	60.4	60.8	47.0
6/10/2024	16:17	56.6		61.8	47.0
6/10/2024	16:22	66.9		70.3	48.6
6/10/2024	16:27	47.8		48.6	47.0
6/10/2024	16:32	66.4		66.7	49.4
6/10/2024	16:37	55.1		60.2	48.1
6/10/2024	16:42	64.5	62.3	65.3	47.8
6/10/2024	16:47	57.4		61.8	48.0
6/10/2024	16:52	54.5		58.5	47.2
6/10/2024	16:57	62.9		65.0	49.5
6/10/2024	17:02	65.5		69.6	49.8
6/10/2024	17:07	59.4		60.7	46.7
6/10/2024	17:12	46.9	61.6	47.9	46.1
6/10/2024	17:17	60.4		65.0	47.2
6/10/2024	17:22	62.1		66.6	49.0
6/10/2024	17:27	62.0		62.9	46.4
6/10/2024	17:32	51.8		55.0	46.2
6/10/2024	17:37	65.7		69.2	47.3
6/10/2024	17:42	66.7	64.4	67.3	51.8
6/10/2024	17:47	59.2		62.6	51.0
6/10/2024	17:52	63.6		67.9	51.2
6/10/2024	17:57	66.8		70.3	51.5
6/10/2024	18:02	67.0		69.1	51.8
6/10/2024	18:07	62.4		66.2	53.1
6/10/2024	18:12	59.1	65.1	63.5	52.2
6/10/2024	18:17	55.9		60.3	48.6
6/10/2024	18:22	67.3		69.3	50.2
6/10/2024	18:27	68.0		72.1	52.1
6/10/2024	18:32	66.2		69.8	48.4
6/10/2024	18:37	58.7		62.5	49.8
6/10/2024	18:42	65.2	64.1	68.9	49.7
6/10/2024	18:47	62.7		69.4	50.3
6/10/2024	18:52	63.0		65.1	49.4
6/10/2024	18:57	65.1		70.9	49.7
		Mean	63.9		
		Maximum	68.7		
		Minimum	57.4		

Date	Start Time	Leq (5mins)	Leq (30mins)	L10 (5mins)	L90 (5mins)
7/10/2024	7:02	51.6		55.4	44.0
7/10/2024	7:07	56.8		59.5	45.1
7/10/2024	7:12	57.3	57.1	60.5	51.3
7/10/2024	7:17	61.9		64.7	51.3
7/10/2024	7:22	52.7		54.8	49.7
7/10/2024	7:27	51.9		53.5	49.8
7/10/2024	7:32	62.2		65.2	51.2
7/10/2024	7:37	61.6		64.6	49.8
7/10/2024	7:42	60.9	60.9	64.4	52.7
7/10/2024	7:47	61.9		66.6	51.2
7/10/2024	7:52	54.0		57.9	50.8
7/10/2024	7:57	61.2		63.8	52.6
7/10/2024	8:02	61.8		67.4	50.5
7/10/2024	8:07	60.8		65.2	52.2
7/10/2024	8:12	63.0	62.7	66.8	52.4
7/10/2024	8:17	61.4		63.6	58.4
7/10/2024	8:22	65.7		71.0	57.1
7/10/2024	8:27	61.1		63.9	56.4
7/10/2024	8:32	64.4		67.0	57.0
7/10/2024	8:37	64.3		66.6	56.9
7/10/2024	8:42	70.0	68.0	72.3	58.3
7/10/2024	8:47	67.9		70.8	56.6
7/10/2024	8:52	64.9		69.1	58.2
7/10/2024	8:57	71.1		75.5	57.6
7/10/2024	9:02	59.1		60.4	57.1
7/10/2024	9:07	65.5		68.3	58.6
7/10/2024	9:12	66.7	66.1	68.8	57.8
7/10/2024	9:17	64.2		68.0	57.4
7/10/2024	9:22	65.6		68.6	57.4
7/10/2024	9:27	69.7		73.5	58.4
7/10/2024	9:32	60.8		64.7	56.6
7/10/2024	9:37	61.1		64.2	56.9
7/10/2024	9:42	60.8	66.0	62.6	57.2
7/10/2024	9:47	67.3		72.2	58.2
7/10/2024	9:52	66.9		70.8	57.7
7/10/2024	9:57	70.0		75.0	57.1
7/10/2024	10:02	69.1		70.2	60.1
7/10/2024	10:07	70.0		75.2	58.6
7/10/2024	10:12	67.1	68.0	67.5	56.0
7/10/2024	10:17	66.5		68.1	56.4
7/10/2024	10:22	66.9		68.3	55.9
7/10/2024	10:27	67.3		69.1	56.7
7/10/2024	10:32	58.0		60.6	55.6
7/10/2024	10:37	59.9		63.1	55.9
7/10/2024	10:42	63.4	66.6	66.9	56.7
7/10/2024	10:47	72.7		76.4	63.6
7/10/2024	10:52	65.1		68.3	55.3
7/10/2024	10:57	61.7		65.2	55.2
7/10/2024	11:02	66.5		68.1	57.2
7/10/2024	11:07	64.1		64.9	55.4
7/10/2024	11:12	66.9	64.7	70.2	56.1
7/10/2024	11:17	64.8		68.7	56.0
7/10/2024	11:22	60.0		63.1	54.3
7/10/2024	11:27	62.6		66.3	54.3
7/10/2024	11:32	60.4		63.5	54.5
7/10/2024	11:37	58.6		61.3	54.0
7/10/2024	11:42	66.1	67.9	69.5	52.6
7/10/2024	11:47	63.9		65.6	53.8
7/10/2024	11:52	58.3		61.3	53.5
7/10/2024	11:57	74.5		77.4	61.4
7/10/2024	12:02	63.2		66.7	56.4
7/10/2024	12:07	66.6		70.5	54.3
7/10/2024	12:12	62.5	66.6	66.5	55.0
7/10/2024	12:17	62.9		66.6	54.3
7/10/2024	12:22	66.2		67.5	53.5
7/10/2024	12:27	71.1		75.3	58.9
7/10/2024	12:32	70.1		73.2	58.6
7/10/2024	12:37	60.6		64.5	55.6
7/10/2024	12:42	64.0	65.9	64.5	56.2
7/10/2024	12:47	68.2		68.6	59.3
7/10/2024	12:52	58.8		62.5	54.8
7/10/2024	12:57	63.7		67.7	55.3
7/10/2024	13:02	66.3		68.8	56.5
7/10/2024	13:07	64.0		67.9	57.9
7/10/2024	13:12	68.0	67.2	71.4	54.2
7/10/2024	13:17	62.3		65.2	53.8
7/10/2024	13:22	67.0		68.3	57.0
7/10/2024	13:27	70.7		72.7	55.5
7/10/2024	13:32	66.9		68.0	53.7
7/10/2024	13:37	64.3		69.6	53.3
7/10/2024	13:42	70.6	67.0	75.2	56.0
7/10/2024	13:47	67.5		69.5	53.2
7/10/2024	13:52	66.6		71.2	54.7
7/10/2024	13:57	57.2		59.1	55.3
7/10/2024	14:02	65.3		69.8	55.9
7/10/2024	14:07	69.3		70.0	53.7
7/10/2024	14:12	55.0	65.0	56.8	52.8
7/10/2024	14:17	65.1		69.7	55.9
7/10/2024	14:22	57.9		60.2	52.0
7/10/2024	14:27	64.4		66.9	53.2
7/10/2024	14:32	65.0		70.4	55.0
7/10/2024	14:37	67.9		71.8	53.5
7/10/2024	14:42	56.3	67.1	58.0	52.5
7/10/2024	14:47	72.5		76.1	56.6
7/10/2024	14:52	65.0		69.2	52.3
7/10/2024	14:57	55.0		57.6	49.5
7/10/2024	15:02	61.1		64.8	48.8
7/10/2024	15:07	69.6		69.8	50.7
7/10/2024	15:12	60.4	67.1	64.6	51.0
7/10/2024	15:17	70.9		74.6	57.5
7/10/2024	15:22	68.2		74.8	49.2
7/10/2024	15:27	58.0		62.0	47.4
7/10/2024	15:32	63.6		63.9	47.8
7/10/2024	15:37	64.2		67.3	49.4
7/10/2024	15:42	70.1		74.0	47.4
7/10/2024	15:47	65.0		67.1	51.8
7/10/2024	15:52	67.3		72.9	46.6
7/10/2024	15:57	72.1	68.3	78.9	50.3
7/10/2024	16:02	71.7		75.1	50.5
7/10/2024	16:07	58.6		62.9	53.6
7/10/2024	16:12	53.8		56.2	49.1
7/10/2024	16:17	68.8		73.5	53.2
7/10/2024	16:22	67.7		72.0	51.4
7/10/2024	16:27	68.4	68.4	70.2	55.0
7/10/2024	16:32	61.3		64.0	51.6
7/10/2024	16:37	70.3		72.6	56.2
7/10/2024	16:42	69.4		72.2	55.6
7/10/2024	16:47	59.2		61.6	54.2
7/10/2024	16:52	56.1		59.2	52.4
7/10/2024	16:57	68.8	62.9	72.7	55.1
7/10/2024	17:02	57.3		60.5	50.9
7/10/2024	17:07	59.2		62.5	52.9
7/10/2024	17:12	62.1		63.5	52.7
7/10/2024	17:17	66.6		69.3	57.7
7/10/2024	17:22	62.6		64.0	49.9
7/10/2024	17:27	63.5	66.7	65.9	54.3
7/10/2024	17:32	68.1		71.3	56.2
7/10/2024	17:37	68.5		73.4	58.9
7/10/2024	17:42	67.8		71.5	59.2
7/10/2024	17:47	66.8		70.9	53.8
7/10/2024	17:52	66.1		68.9	57.2
7/10/2024	17:57	61.5	67.0	62.9	53.0
7/10/2024	18:02	61.5		64.0	55.8
7/10/2024	18:07	71.3		73.3	57.7
7/10/2024	18:12	66.6		68.7	57.3
7/10/2024	18:17	66.1		69.7	57.3
7/10/2024	18:22	69.0		69.5	58.1
7/10/2024	18:27	64.0	64.8	66.4	57.7
7/10/2024	18:32	62.9		66.7	54.4
7/10/2024	18:37	59.1		62.7	51.4
7/10/2024	18:42	59.6		63.5	53.8
7/10/2024	18:47	68.0		71.8	52.7
7/10/2024	18:52	57.2		61.1	49.7
7/10/2024	18:57	67.2		71.5	52.3
		Mean	65.7		
		Maximum	68.4		
		Minimum	57.1		

Station: CM30

Date	Start Time	Leq (5mins)	Leq (30mins)	L10 (5mins)	L90 (5mins)
8/10/2024	7:02	56.1		57.7	42.3
8/10/2024	7:07	58.7		63.6	43.0
8/10/2024	7:12	61.5	58.1	63.6	43.4
8/10/2024	7:17	51.8		55.7	41.8
8/10/2024	7:22	50.6		52.1	44.7
8/10/2024	7:27	60.3		64.9	46.5
8/10/2024	7:32	60.8		63.7	45.6
8/10/2024	7:37	63.7		65.9	41.2
8/10/2024	7:42	44.1	61.4	45.5	41.8
8/10/2024	7:47	54.5		60.4	44.5
8/10/2024	7:52	63.3		66.3	44.1
8/10/2024	7:57	63.5		68.1	46.5
8/10/2024	8:02	63.1		67.5	48.5
8/10/2024	8:07	62.0		67.1	46.3
8/10/2024	8:12	50.9	59.0	53.8	45.5
8/10/2024	8:17	57.2		62.4	47.5
8/10/2024	8:22	56.9		63.4	45.2
8/10/2024	8:27	47.4		49.3	44.7
8/10/2024	8:32	59.3		64.6	42.4
8/10/2024	8:37	55.3		55.8	42.2
8/10/2024	8:42	61.6	58.6	66.6	43.0
8/10/2024	8:47	54.4		58.2	41.9
8/10/2024	8:52	59.9		64.3	42.3
8/10/2024	8:57	56.4		62.2	43.8
8/10/2024	9:02	54.2		59.5	41.6
8/10/2024	9:07	61.0		63.9	42.6
8/10/2024	9:12	54.8	57.8	61.0	40.5
8/10/2024	9:17	41.3		43.4	40.0
8/10/2024	9:22	52.9		53.2	41.7
8/10/2024	9:27	62.1		66.0	43.4
8/10/2024	9:32	52.0		53.2	42.9
8/10/2024	9:37	46.7		48.2	39.9
8/10/2024	9:42	59.0	58.4	61.4	41.1
8/10/2024	9:47	55.1		58.3	40.3
8/10/2024	9:52	63.8		67.5	45.3
8/10/2024	9:57	56.0		61.1	40.3
8/10/2024	10:02	53.1		54.1	40.4
8/10/2024	10:07	59.5		64.2	41.4
8/10/2024	10:12	56.4		56.5	39.3
8/10/2024	10:17	61.8		65.8	39.6
8/10/2024	10:25	67.8		71.3	51.8
8/10/2024	10:30	65.3		70.1	46.9
8/10/2024	10:35	70.7	65.5	75.7	42.3
8/10/2024	10:40	44.4		46.2	38.7
8/10/2024	10:45	42.5		45.1	38.8
8/10/2024	10:50	42.3		44.9	38.6
8/10/2024	10:55	62.1		64.4	42.0
8/10/2024	11:00	65.2		67.4	52.9
8/10/2024	11:05	64.1	64.2	67.0	49.5
8/10/2024	11:10	61.9		65.2	50.2
8/10/2024	11:15	65.6		70.5	49.9
8/10/2024	11:20	64.9		67.6	48.3
8/10/2024	11:25	62.6		66.4	49.9
8/10/2024	11:30	68.8		73.5	50.0
8/10/2024	11:35	63.8	65.1	66.7	46.1
8/10/2024	11:40	66.0		68.0	51.3
8/10/2024	11:45	61.2		63.0	51.8
8/10/2024	11:50	63.4		63.9	51.8
8/10/2024	11:55	64.5		66.3	51.9
8/10/2024	12:00	66.5		69.1	52.8
8/10/2024	12:05	64.4	65.6	65.8	52.5
8/10/2024	12:10	63.9		64.6	50.8
8/10/2024	12:15	65.0		66.5	51.5
8/10/2024	12:20	67.8		71.5	51.6
8/10/2024	12:25	56.5		58.6	50.9
8/10/2024	12:30	65.8		69.0	50.6
8/10/2024	12:35	63.3	63.4	65.0	50.4
8/10/2024	12:40	64.3		66.3	52.2
8/10/2024	12:45	60.2		61.4	51.7
8/10/2024	12:50	64.6		65.8	51.6
8/10/2024	12:55	68.7		71.5	53.9
8/10/2024	13:00	67.4		68.6	62.7
8/10/2024	13:05	68.1	70.9	69.7	63.4
8/10/2024	13:10	70.0		73.2	64.5
8/10/2024	13:15	75.4		76.9	63.5
8/10/2024	13:20	69.6		70.9	60.0
8/10/2024	13:25	66.6		69.8	59.7
8/10/2024	13:30	63.4		66.4	55.7
8/10/2024	13:35	65.2	66.5	67.3	55.5
8/10/2024	13:40	67.5		71.1	55.9
8/10/2024	13:45	66.4		69.7	54.7
8/10/2024	13:50	68.3		72.2	56.2
8/10/2024	13:55	68.8		73.1	55.8
8/10/2024	14:00	66.8		69.9	56.8
8/10/2024	14:05	66.9	67.1	69.2	57.3
8/10/2024	14:10	67.3		68.1	58.6
8/10/2024	14:15	66.8		69.5	59.3
8/10/2024	14:20	65.3		67.5	59.2
8/10/2024	14:25	68.8		73.0	58.5
8/10/2024	14:30	65.6		67.0	56.9
8/10/2024	14:35	65.8	67.5	68.2	57.5
8/10/2024	14:40	69.0		71.1	57.0
8/10/2024	14:45	67.1		71.6	52.8
8/10/2024	14:50	67.4		68.9	53.6
8/10/2024	14:55	65.9		67.8	52.9
8/10/2024	15:00	65.9		70.4	53.3
8/10/2024	15:05	68.5	66.3	71.0	53.9
8/10/2024	15:10	68.0		71.7	54.1
8/10/2024	15:15	63.3		65.9	53.0
8/10/2024	15:20	63.0		66.6	53.8
8/10/2024	15:25	66.7		68.6	54.9
8/10/2024	15:30	65.5		68.6	54.0
8/10/2024	15:35	68.3	67.1	71.9	55.0
8/10/2024	15:40	65.2		68.7	55.4
8/10/2024	15:45	65.4		68.7	54.9
8/10/2024	15:50	69.5		73.1	56.0
8/10/2024	15:55	60.9		64.8	53.0
8/10/2024	16:00	67.1		68.3	56.1
8/10/2024	16:05	64.3	64.9	67.7	54.5
8/10/2024	16:10	65.2		68.0	52.3
8/10/2024	16:15	65.6		68.3	54.2
8/10/2024	16:20	64.0		66.9	52.1
8/10/2024	16:25	67.6		71.5	54.3
8/10/2024	16:30	68.3		71.2	57.0
8/10/2024	16:35	67.2	66.3	70.5	57.1
8/10/2024	16:40	63.5		64.0	55.9
8/10/2024	16:45	65.2		68.4	55.5
8/10/2024	16:50	63.7		67.7	54.2
8/10/2024	16:55	61.3		62.1	53.3
8/10/2024	17:00	67.7		72.3	54.4
8/10/2024	17:05	66.7	65.9	68.8	51.8
8/10/2024	17:10	68.4		72.5	50.4
8/10/2024	17:15	65.4		69.0	50.1
8/10/2024	17:20	59.7		62.3	46.3
8/10/2024	17:25	65.7		69.8	46.6
8/10/2024	17:30	71.3		73.7	48.9
8/10/2024	17:35	65.3	67.6	68.4	44.5
8/10/2024	17:40	66.0		68.5	44.0
8/10/2024	17:45	68.4		70.1	43.8
8/10/2024	17:50	64.8		67.2	45.2
8/10/2024	17:55	69.8		71.6	45.4
8/10/2024	18:00	63.6		65.8	44.7
8/10/2024	18:05	64.5	65.2	69.0	44.6
8/10/2024	18:10	63.0		66.7	45.2
8/10/2024	18:15	61.4		65.4	46.9
8/10/2024	18:20	63.1		65.2	44.9
8/10/2024	18:25	59.2		63.5	42.2
8/10/2024	18:30	63.8		68.0	42.3
8/10/2024	18:35	63.9	64.0	64.7	43.2
8/10/2024	18:40	61.3		64.4	42.1
8/10/2024	18:45	61.0		62.2	41.4
8/10/2024	18:50	68.2		68.3	45.9
8/10/2024	18:55	65.2		66.8	43.4
		Mean	64.2		
		Maximum	70.9		
		Minimum	57.8		

Date	Start Time	Leq (5mins)	Leq (30mins)	L10 (5mins)	L90 (5mins)
9/10/2024	7:00	47.8		58.5	37.5
9/10/2024	7:05	39.7		47.7	37.6
9/10/2024	7:10	38.1	44.0	39.4	37.2
9/10/2024	7:15	46.5		57.0	37.3
9/10/2024	7:20	43.7		54.3	37.3
9/10/2024	7:25	39.1		40.2	37.7
9/10/2024	7:30	47.1		51.0	38.0
9/10/2024	7:35	42.0		42.3	38.5
9/10/2024	7:40	57.0	50.3	60.6	40.7
9/10/2024	7:45	39.8		41.3	38.5
9/10/2024	7:50	45.9		48.3	38.3
9/10/2024	7:55	43.0		47.6	38.4
9/10/2024	8:00	41.6		46.1	38.4
9/10/2024	8:05	40.3		41.4	39.3
9/10/2024	8:10	49.2	50.7	50.4	38.5
9/10/2024	8:15	42.9		49.1	39.2
9/10/2024	8:20	57.6		60.2	39.5
9/10/2024	8:25	38.7		39.4	37.9
9/10/2024	8:30	45.8		51.3	37.8
9/10/2024	8:35	46.8		48.1	42.5
9/10/2024	8:40	45.0	54.5	46.1	42.7
9/10/2024	8:45	52.7		60.3	42.4
9/10/2024	8:50	43.9		48.4	42.3
9/10/2024	8:55	61.3		62.3	42.4
9/10/2024	9:00	44.5		45.7	38.6
9/10/2024	9:05	39.9		40.8	38.9
9/10/2024	9:10	40.0	44.0	42.0	38.4
9/10/2024	9:15	41.9		42.7	39.4
9/10/2024	9:20	48.5		59.8	39.1
9/10/2024	9:25	42.2		47.6	39.0
9/10/2024	9:30	39.5		40.4	38.6
9/10/2024	9:35	47.7		50.4	38.7
9/10/2024	9:40	62.0	55.7	63.2	42.4
9/10/2024	9:45	52.4		58.2	41.6
9/10/2024	9:50	42.8		45.0	40.3
9/10/2024	9:55	55.9		57.1	41.5
9/10/2024	10:00	57.1		63.6	41.6
9/10/2024	10:05	59.5		60.1	43.2
9/10/2024	10:10	60.4	61.5	62.0	43.8
9/10/2024	10:15	65.0		69.5	43.1
9/10/2024	10:20	63.8		69.0	43.6
9/10/2024	10:25	55.2		56.6	42.3
9/10/2024	10:30	62.0		64.9	44.0
9/10/2024	10:35	60.8		64.5	44.4
9/10/2024	10:40	60.1	63.0	60.6	45.3
9/10/2024	10:45	62.9		64.1	44.2
9/10/2024	10:50	67.0		70.1	54.6
9/10/2024	10:55	60.9		65.0	44.2
9/10/2024	11:00	65.7		66.1	45.9
9/10/2024	11:05	66.5		70.0	44.7
9/10/2024	11:10	62.7	64.3	63.6	45.1
9/10/2024	11:15	63.1		66.0	45.9
9/10/2024	11:20	60.1		60.6	44.0
9/10/2024	11:25	65.0		69.0	44.4
9/10/2024	11:30	66.8		69.4	44.8
9/10/2024	11:35	68.4		70.9	48.7
9/10/2024	11:40	66.2	65.3	67.6	43.1
9/10/2024	11:45	63.7		65.7	44.4
9/10/2024	11:50	57.0		61.7	43.5
9/10/2024	11:55	62.6		63.8	44.9
9/10/2024	12:00	64.7		65.7	46.8
9/10/2024	12:05	63.9		65.3	47.1
9/10/2024	12:10	65.0	66.1	68.8	49.6
9/10/2024	12:15	64.7		67.6	51.2
9/10/2024	12:20	69.0		72.7	50.7
9/10/2024	12:25	66.8		71.1	49.3
9/10/2024	12:30	66.0		69.4	53.7
9/10/2024	12:35	64.6		68.9	55.0
9/10/2024	12:40	66.6	66.2	67.6	56.9
9/10/2024	12:45	65.5		66.6	58.3
9/10/2024	12:50	66.6		68.5	59.8
9/10/2024	12:55	67.4		70.2	59.3
9/10/2024	13:00	66.2		68.0	60.0
9/10/2024	13:05	67.8		70.6	59.1
9/10/2024	13:10	64.6	66.6	68.0	58.5
9/10/2024	13:15	66.2		67.4	59.1
9/10/2024	13:20	65.1		68.4	57.4
9/10/2024	13:25	68.5		69.5	57.3
9/10/2024	13:30	66.8		70.1	56.8
9/10/2024	13:35	67.0		70.1	58.5
9/10/2024	13:40	66.4	66.0	67.0	56.4
9/10/2024	13:45	61.9		64.3	56.2
9/10/2024	13:50	67.0		69.8	57.8
9/10/2024	13:55	65.0		68.0	56.8
9/10/2024	14:00	66.0		68.1	57.9
9/10/2024	14:05	66.3		70.9	57.2
9/10/2024	14:10	64.5	68.3	68.0	58.8
9/10/2024	14:15	70.0		73.7	60.0
9/10/2024	14:20	68.5		72.5	58.5
9/10/2024	14:25	70.8		73.1	59.5
9/10/2024	14:30	68.8		72.8	57.1
9/10/2024	14:35	70.2		72.8	60.4
9/10/2024	14:40	70.6	69.6	74.3	54.7
9/10/2024	14:45	68.4		71.9	59.2
9/10/2024	14:50	70.2		74.3	56.7
9/10/2024	14:55	69.1		72.5	56.0
9/10/2024	15:00	71.6		74.7	62.7
9/10/2024	15:05	72.6		76.0	63.6
9/10/2024	15:10	72.8	72.5	76.3	62.7
9/10/2024	15:15	72.8		77.2	63.2
9/10/2024	15:20	72.5		76.6	61.7
9/10/2024	15:25	72.8		76.8	63.8
9/10/2024	15:30	71.3		75.6	57.4
9/10/2024	15:35	71.0		76.0	62.4
9/10/2024	15:40	72.1	71.9	76.3	63.2
9/10/2024	15:45	72.7		76.5	64.9
9/10/2024	15:50	73.8		78.0	62.7
9/10/2024	15:55	69.5		74.2	55.0
9/10/2024	16:00	72.7		77.1	62.1
9/10/2024	16:05	72.3		76.7	55.3
9/10/2024	16:10	73.8	72.3	76.5	55.2
9/10/2024	16:15	70.3		75.3	61.0
9/10/2024	16:20	72.9		76.9	61.6
9/10/2024	16:25	71.2		75.0	61.6
9/10/2024	16:30	71.7		75.1	62.2
9/10/2024	16:35	74.4		77.8	65.4
9/10/2024	16:40	68.7	70.9	71.9	57.1
9/10/2024	16:45	70.6		73.3	60.8
9/10/2024	16:50	70.0		74.4	53.2
9/10/2024	16:55	63.1		64.5	50.9
9/10/2024	17:00	63.4		67.4	51.3
9/10/2024	17:05	62.5		66.0	51.0
9/10/2024	17:10	65.0	63.0	65.4	48.2
9/10/2024	17:15	61.0		62.3	48.5
9/10/2024	17:20	63.2		65.9	47.4
9/10/2024	17:25	61.5		66.1	47.6
9/10/2024	17:30	63.3		65.8	48.3
9/10/2024	17:35	61.9		63.8	49.1
9/10/2024	17:40	61.1	61.1	64.6	43.8
9/10/2024	17:45	60.7		61.6	44.8
9/10/2024	17:50	59.9		62.7	44.8
9/10/2024	17:55	57.9		60.9	44.2
9/10/2024	18:00	60.1		61.6	44.1
9/10/2024	18:05	61.8		65.4	46.5
9/10/2024	18:10	57.4	59.7	60.1	46.2
9/10/2024	18:15	61.8		64.5	46.5
9/10/2024	18:20	55.1		57.2	45.0
9/10/2024	18:25	58.1		58.6	45.3
9/10/2024	18:30	57.2		60.8	46.2
9/10/2024	18:35	59.0		62.2	49.0
9/10/2024	18:40	58.5	60.3	62.1	49.5
9/10/2024	18:45	60.9		64.9	51.5
9/10/2024	18:50	60.4		63.5	47.0
9/10/2024	18:55	63.1		66.8	52.1
		Mean	62.0		
		Maximum	72.5		
		Minimum	44.0		

Station: CM30

Date	Start Time	Leq (5mins)	Leq (30mins)	L10 (5mins)	L90 (5mins)
10/10/2024	7:00	60.6		61.3	38.9
10/10/2024	7:05	59.5		60.2	39.6
10/10/2024	7:10	46.9	55.7	55.7	37.6
10/10/2024	7:15	48.9		52.4	35.8
10/10/2024	7:20	47.4		53.4	36.2
10/10/2024	7:25	43.9		47.4	35.8
10/10/2024	7:30	46.2		49.2	35.7
10/10/2024	7:35	44.2		51.1	36.4
10/10/2024	7:40	57.2	52.4	58.0	37.0
10/10/2024	7:45	55.8		57.9	37.3
10/10/2024	7:50	45.2		46.1	36.3
10/10/2024	7:55	45.8		52.7	36.8
10/10/2024	8:00	51.5		54.4	36.8
10/10/2024	8:05	54.2		54.6	36.5
10/10/2024	8:10	44.7	50.6	52.3	36.3
10/10/2024	8:15	50.6		54.3	36.3
10/10/2024	8:20	48.0		50.4	35.8
10/10/2024	8:25	49.0		52.9	36.1
10/10/2024	8:30	44.4		45.6	36.8
10/10/2024	8:35	48.0		51.7	37.0
10/10/2024	8:40	40.6	46.5	43.6	36.6
10/10/2024	8:45	44.2		48.2	36.1
10/10/2024	8:50	45.1		52.8	36.2
10/10/2024	8:55	50.4		57.9	36.8
10/10/2024	9:00	39.6		43.6	36.2
10/10/2024	9:05	39.3		42.4	36.3
10/10/2024	9:10	44.5	43.9	47.5	36.1
10/10/2024	9:15	43.9		50.1	36.8
10/10/2024	9:20	46.2		56.3	36.6
10/10/2024	9:25	45.5		46.2	36.6
10/10/2024	9:30	47.5		54.9	36.2
10/10/2024	9:35	50.6		57.8	36.7
10/10/2024	9:40	45.3	48.8	54.3	36.6
10/10/2024	9:45	46.1		57.9	36.9
10/10/2024	9:50	53.1		54.1	36.5
10/10/2024	9:55	38.9		42.6	36.0
10/10/2024	10:00	39.9		43.2	36.1
10/10/2024	10:05	39.3		42.6	36.3
10/10/2024	10:10	40.7	41.0	43.6	36.0
10/10/2024	10:15	40.1		43.7	35.8
10/10/2024	10:20	44.6		50.7	35.5
10/10/2024	10:25	38.5		42.2	35.3
10/10/2024	10:30	38.5		41.8	35.5
10/10/2024	10:35	46.3		53.9	35.8
10/10/2024	10:40	38.9	42.2	43.0	35.5
10/10/2024	10:45	38.4		42.3	34.9
10/10/2024	10:50	38.8		42.8	35.2
10/10/2024	10:55	44.5		53.5	35.6
10/10/2024	11:00	39.5		43.4	36.1
10/10/2024	11:05	39.5		43.3	36.2
10/10/2024	11:10	39.0	47.2	43.0	35.4
10/10/2024	11:15	39.0		42.4	35.7
10/10/2024	11:20	54.0		54.4	36.1
10/10/2024	11:25	44.7		55.9	36.1
10/10/2024	11:30	39.2		43.0	36.0
10/10/2024	11:35	39.4		42.7	36.1
10/10/2024	11:40	44.5	41.4	50.6	36.3
10/10/2024	11:45	39.3		42.5	36.0
10/10/2024	11:50	41.2		43.8	38.0
10/10/2024	11:55	41.8		45.0	37.7
10/10/2024	12:00	45.2		52.5	37.2
10/10/2024	12:05	47.9		48.6	39.3
10/10/2024	12:10	40.9	44.9	43.9	37.7
10/10/2024	12:15	42.1		44.6	38.7
10/10/2024	12:20	40.3		43.6	37.4
10/10/2024	12:25	47.0		57.2	37.1
10/10/2024	12:30	49.5		53.7	37.6
10/10/2024	12:35	54.3		60.2	38.3
10/10/2024	12:40	41.5	49.1	44.4	38.5
10/10/2024	12:45	40.8		43.3	37.9
10/10/2024	12:50	47.9		57.4	37.3
10/10/2024	12:55	46.2		54.2	36.3
10/10/2024	13:00	38.5		42.5	35.1
10/10/2024	13:05	39.0		43.0	35.6
10/10/2024	13:10	44.7	42.9	53.5	35.5
10/10/2024	13:15	46.3		52.1	36.2
10/10/2024	13:20	43.6		52.6	35.5
10/10/2024	13:25	38.5		42.1	35.0
10/10/2024	13:30	38.6		42.3	35.4
10/10/2024	13:35	44.8		48.7	36.6
10/10/2024	13:40	39.1	45.4	42.2	36.0
10/10/2024	13:45	41.5		44.9	36.4
10/10/2024	13:50	42.4		46.9	36.8
10/10/2024	13:55	51.1		53.6	36.8
10/10/2024	14:00	45.8		48.1	37.5
10/10/2024	14:05	49.5		50.5	37.6
10/10/2024	14:10	42.1	50.2	45.6	37.0
10/10/2024	14:15	43.4		46.7	36.4
10/10/2024	14:20	56.5		61.4	36.2
10/10/2024	14:25	39.8		43.7	36.0
10/10/2024	14:30	41.0		43.9	37.0
10/10/2024	14:35	39.7		43.2	36.6
10/10/2024	14:40	41.7	49.9	44.3	37.0
10/10/2024	14:45	51.5		62.0	36.4
10/10/2024	14:50	51.0		53.4	36.7
10/10/2024	14:55	54.5		59.4	36.1
10/10/2024	15:00	39.9		43.5	35.6
10/10/2024	15:05	46.7		59.2	36.2
10/10/2024	15:10	45.0	44.4	54.9	36.2
10/10/2024	15:15	40.3		43.4	36.7
10/10/2024	15:20	39.2		41.8	37.1
10/10/2024	15:25	47.6		49.6	37.6
10/10/2024	15:30	40.5		43.2	38.6
10/10/2024	15:35	41.0		43.7	38.4
10/10/2024	15:40	45.7	50.0	49.9	38.0
10/10/2024	15:45	51.1		53.8	43.9
10/10/2024	15:50	55.7		56.7	38.9
10/10/2024	15:55	46.0		48.1	40.5
10/10/2024	16:00	54.4		59.2	41.4
10/10/2024	16:05	66.1		68.1	42.5
10/10/2024	16:10	53.5	62.3	57.5	38.3
10/10/2024	16:15	57.2		59.8	40.1
10/10/2024	16:20	65.3		67.4	41.9
10/10/2024	16:25	62.4		66.9	44.0
10/10/2024	16:30	62.1		63.0	45.3
10/10/2024	16:35	63.3		64.8	46.8
10/10/2024	16:40	62.1	63.7	65.0	46.3
10/10/2024	16:45	60.1		62.3	46.3
10/10/2024	16:50	66.8		69.7	47.4
10/10/2024	16:55	64.8		67.4	50.0
10/10/2024	17:00	57.1		59.4	40.1
10/10/2024	17:05	62.5		63.3	40.5
10/10/2024	17:10	55.4	62.9	56.6	39.6
10/10/2024	17:15	62.8		66.3	41.4
10/10/2024	17:20	63.0		64.0	42.7
10/10/2024	17:25	67.1		68.7	42.0
10/10/2024	17:30	62.5		65.3	42.7
10/10/2024	17:35	64.7		68.6	43.5
10/10/2024	17:40	66.5	63.9	70.5	42.2
10/10/2024	17:45	64.0		65.6	45.6
10/10/2024	17:50	61.2		65.1	42.0
10/10/2024	17:55	62.3		66.5	44.3
10/10/2024	18:00	62.9		65.2	41.9
10/10/2024	18:05	62.6		66.6	42.6
10/10/2024	18:10	64.4	64.9	68.8	47.1
10/10/2024	18:15	62.0		64.5	47.5
10/10/2024	18:20	69.0		72.8	56.7
10/10/2024	18:25	63.6		68.4	54.5
10/10/2024	18:30	65.8		68.2	54.3
10/10/2024	18:35	67.3		71.1	57.7
10/10/2024	18:40	64.9	64.4	69.5	57.0
10/10/2024	18:45	60.9		64.8	50.6
10/10/2024	18:50	60.8		64.0	49.7
10/10/2024	18:55	62.5		65.3	53.4
		Mean	51.2		
		Maximum	64.9		
		Minimum	41.0		

Date	Start Time	Leq (5mins)	Leq (30mins)	L10 (5mins)	L90 (5mins)
11/10/2024	7:00	57.0		61.3	39.4
11/10/2024	7:05	61.9		65.8	43.3
11/10/2024	7:10	56.0	59.4	60.3	40.8
11/10/2024	7:15	60.4		60.6	40.0
11/10/2024	7:20	53.5		56.0	38.0
11/10/2024	7:25	61.8		62.1	41.6
11/10/2024	7:30	58.9		59.6	38.7
11/10/2024	7:35	57.5		61.2	40.1
11/10/2024	7:40	62.5	61.1	63.4	40.9
11/10/2024	7:45	60.9		64.7	39.6
11/10/2024	7:50	63.3		63.4	38.7
11/10/2024	7:55	61.1		63.5	38.3
11/10/2024	8:00	57.8		59.0	39.9
11/10/2024	8:05	63.8		66.3	39.5
11/10/2024	8:10	63.2	60.2	66.3	39.6
11/10/2024	8:15	52.2		53.5	38.2
11/10/2024	8:20	56.9		58.1	37.6
11/10/2024	8:25	56.8		57.7	40.4
11/10/2024	8:30	64.2		66.3	38.5
11/10/2024	8:35	62.5		64.2	38.8
11/10/2024	8:40	63.6	63.6	64.4	41.1
11/10/2024	8:45	65.1		67.5	43.8
11/10/2024	8:50	64.9		67.1	42.0
11/10/2024	8:55	58.1		60.8	39.1
11/10/2024	9:00	66.0		70.6	48.0
11/10/2024	9:05	41.5		43.6	39.8
11/10/2024	9:10	55.3	59.6	57.8	39.5
11/10/2024	9:15	57.9		62.8	39.6
11/10/2024	9:20	54.0		56.6	38.7
11/10/2024	9:25	54.5		58.0	40.6
11/10/2024	9:30	49.2		51.7	40.1
11/10/2024	9:35	49.0		51.7	39.9
11/10/2024	9:40	66.0	60.9	68.2	45.5
11/10/2024	9:45	55.7		56.4	40.8
11/10/2024	9:50	55.9		57.9	42.2
11/10/2024	9:55	64.0		67.9	41.4
11/10/2024	10:00	51.0		54.1	43.2
11/10/2024	10:05	55.9		59.8	41.8
11/10/2024	10:10	55.1	57.0	55.3	41.4
11/10/2024	10:15	61.7		63.6	43.7
11/10/2024	10:20	56.0		58.1	43.0
11/10/2024	10:25	54.6		56.1	39.8
11/10/2024	10:30	55.2		60.3	39.3
11/10/2024	10:35	56.3		57.7	39.0
11/10/2024	10:40	58.0	54.5	62.4	40.3
11/10/2024	10:45	52.7		54.7	40.0
11/10/2024	10:50	47.7		48.7	38.8
11/10/2024	10:55	48.8		52.0	39.8
11/10/2024	11:00	51.2		54.9	40.4
11/10/2024	11:05	56.8		57.6	40.7
11/10/2024	11:10	58.2	59.9	61.8	39.2
11/10/2024	11:15	64.5		67.4	43.2
11/10/2024	11:20	42.3		44.4	38.2
11/10/2024	11:25	62.4		65.1	39.8
11/10/2024	11:30	53.3		56.6	41.2
11/10/2024	11:35	51.6		56.6	40.5
11/10/2024	11:40	55.1	58.4	57.8	40.3
11/10/2024	11:45	50.1		52.2	39.4
11/10/2024	11:50	62.7		65.2	40.0
11/10/2024	11:55	61.7		67.6	39.2
11/10/2024	12:00	52.6		55.1	41.7
11/10/2024	12:05	65.0		65.8	42.0
11/10/2024	12:10	55.2	58.6	59.4	40.1
11/10/2024	12:15	42.2		44.7	39.4
11/10/2024	12:20	55.2		56.4	39.2
11/10/2024	12:25	54.7		57.4	43.7
11/10/2024	12:30	66.3		72.5	44.5
11/10/2024	12:35	62.5		65.4	43.1
11/10/2024	12:40	43.9	60.5	47.0	38.9
11/10/2024	12:45	50.6		50.9	38.6
11/10/2024	12:50	46.2		48.4	37.9
11/10/2024	12:55	56.8		60.6	42.3
11/10/2024	13:00	56.4		61.2	39.2
11/10/2024	13:05	53.0		56.1	43.8
11/10/2024	13:10	42.0	55.4	45.2	37.7
11/10/2024	13:15	42.6		45.4	39.1
11/10/2024	13:20	59.2		64.3	40.2
11/10/2024	13:25	57.8		63.1	40.9
11/10/2024	13:30	49.8		54.9	37.5
11/10/2024	13:35	41.5		44.5	37.6
11/10/2024	13:40	54.1	52.4	59.3	39.3
11/10/2024	13:45	50.8		55.2	47.2
11/10/2024	13:50	55.4		57.0	38.3
11/10/2024	13:55	53.0		53.3	38.6
11/10/2024	14:00	42.5		44.9	38.7
11/10/2024	14:05	58.9		63.2	43.5
11/10/2024	14:10	57.8	55.3	58.5	38.3
11/10/2024	14:15	56.1		61.8	39.5
11/10/2024	14:20	42.6		44.5	38.1
11/10/2024	14:25	53.5		54.3	38.7
11/10/2024	14:30	42.0		44.7	38.5
11/10/2024	14:35	41.1		44.2	38.5
11/10/2024	14:40	61.1	55.4	65.0	40.1
11/10/2024	14:45	57.5		59.6	40.7
11/10/2024	14:50	41.7		44.2	38.7
11/10/2024	14:55	53.0		56.1	38.3
11/10/2024	15:00	53.6		54.1	38.7
11/10/2024	15:05	43.9		45.9	39.2
11/10/2024	15:10	44.1	49.3	46.2	40.7
11/10/2024	15:15	52.8		55.0	39.7
11/10/2024	15:20	43.1		45.2	39.2
11/10/2024	15:25	42.3		45.2	38.7
11/10/2024	15:30	61.7		62.1	42.7
11/10/2024	15:35	58.6		60.4	40.7
11/10/2024	15:40	44.2	56.9	46.5	39.0
11/10/2024	15:45	53.5		56.1	38.1
11/10/2024	15:50	57.0		60.6	39.2
11/10/2024	15:55	40.6		43.3	38.2
11/10/2024	16:00	58.0		62.9	38.9
11/10/2024	16:05	41.9		44.9	38.8
11/10/2024	16:10	48.9	54.3	52.8	40.0
11/10/2024	16:15	57.0		63.1	38.3
11/10/2024	16:20	50.2		56.2	37.8
11/10/2024	16:25	54.6		55.1	39.2
11/10/2024	16:30	56.2		57.8	37.9
11/10/2024	16:35	52.1		52.8	39.2
11/10/2024	16:40	40.9	52.1	43.6	38.4
11/10/2024	16:45	52.7		54.7	39.1
11/10/2024	16:50	43.2		44.8	40.3
11/10/2024	16:55	52.4		53.3	39.8
11/10/2024	17:00	49.8		52.8	39.1
11/10/2024	17:05	42.5		44.9	38.9
11/10/2024	17:10	50.6	54.3	55.1	37.3
11/10/2024	17:15	51.6		55.0	37.0
11/10/2024	17:20	53.9		59.1	37.8
11/10/2024	17:25	60.0		64.9	42.6
11/10/2024	17:30	56.3		57.0	39.6
11/10/2024	17:35	55.1		60.6	39.3
11/10/2024	17:40	42.0	53.9	44.2	39.5
11/10/2024	17:45	39.5		41.9	37.1
11/10/2024	17:50	41.5		44.3	38.3
11/10/2024	17:55	58.4		60.4	38.5
11/10/2024	18:00	42.0		44.5	39.2
11/10/2024	18:05	52.9		57.9	39.2
11/10/2024	18:10	42.6	47.5	45.2	39.4
11/10/2024	18:15	41.8		43.8	36.7
11/10/2024	18:20	49.2		51.0	36.1
11/10/2024	18:25	39.8		42.9	36.4
11/10/2024	18:30	43.4		45.6	39.5
11/10/2024	18:35	60.8		62.6	44.0
11/10/2024	18:40	57.0	56.7	62.5	43.9
11/10/2024	18:45	51.8		55.3	41.1
11/10/2024	18:50	56.6		59.0	41.2
11/10/2024	18:55	56.8		59.7	41.8
		Mean	56.6		
		Maximum	63.6		
		Minimum	47.5		

Station: CM30

Date	Start Time	Leq (5mins)	Leq (30mins)	L10 (5mins)	L90 (5mins)
12/10/2024	7:00	40.7		43.5	36.3
12/10/2024	7:05	41.4		44.3	36.5
12/10/2024	7:10	40.1	54.9	43.4	36.7
12/10/2024	7:15	62.3		62.5	39.0
12/10/2024	7:20	49.7		51.2	40.8
12/10/2024	7:25	41.0		43.5	36.4
12/10/2024	7:30	39.4		42.9	36.6
12/10/2024	7:35	44.7		46.3	36.3
12/10/2024	7:40	38.7	53.3	42.0	35.8
12/10/2024	7:45	39.1		41.5	36.1
12/10/2024	7:50	41.1		43.1	36.7
12/10/2024	7:55	60.8		63.5	36.6
12/10/2024	8:00	39.1		42.0	36.5
12/10/2024	8:05	40.8		43.3	37.3
12/10/2024	8:10	63.8	56.1	68.2	38.4
12/10/2024	8:15	39.6		42.7	36.5
12/10/2024	8:20	39.7		42.9	36.3
12/10/2024	8:25	39.0		41.7	36.5
12/10/2024	8:30	40.2		43.8	36.7
12/10/2024	8:35	55.2		60.2	39.9
12/10/2024	8:40	61.3	54.6	63.8	37.8
12/10/2024	8:45	39.1		42.2	36.8
12/10/2024	8:50	39.2		42.3	36.4
12/10/2024	8:55	40.6		44.2	37.5
12/10/2024	9:00	41.4		44.1	37.6
12/10/2024	9:05	41.1		44.3	36.0
12/10/2024	9:10	51.0	51.2	55.9	36.5
12/10/2024	9:15	57.9		63.1	36.4
12/10/2024	9:20	39.3		43.1	36.5
12/10/2024	9:25	38.7		42.0	35.5
12/10/2024	9:30	39.0		42.7	36.1
12/10/2024	9:35	38.5		41.4	35.8
12/10/2024	9:40	39.5	39.5	43.3	35.8
12/10/2024	9:45	40.8		43.2	38.1
12/10/2024	9:50	40.2		42.8	36.9
12/10/2024	9:55	38.8		42.9	35.7
12/10/2024	10:00	38.8		41.9	36.2
12/10/2024	10:05	39.0		42.6	36.0
12/10/2024	10:10	39.5	40.3	42.6	36.7
12/10/2024	10:15	39.9		43.0	36.4
12/10/2024	10:20	41.2		44.4	37.7
12/10/2024	10:25	42.1		44.2	37.6
12/10/2024	10:30	39.3		42.8	35.6
12/10/2024	10:35	39.5		42.4	36.0
12/10/2024	10:40	39.5	39.9	42.6	36.0
12/10/2024	10:45	40.5		43.5	36.5
12/10/2024	10:50	39.7		43.3	35.5
12/10/2024	10:55	40.7		44.2	35.8
12/10/2024	11:00	40.2		43.2	36.4
12/10/2024	11:05	40.1		44.1	36.1
12/10/2024	11:10	39.0	49.1	43.3	35.2
12/10/2024	11:15	56.5		58.3	35.5
12/10/2024	11:20	38.3		42.3	34.9
12/10/2024	11:25	38.8		42.7	34.6
12/10/2024	11:30	38.6		41.3	36.1
12/10/2024	11:35	38.4		41.1	36.0
12/10/2024	11:40	38.8	38.5	42.5	36.1
12/10/2024	11:45	38.5		41.7	35.5
12/10/2024	11:50	38.5		41.4	35.5
12/10/2024	11:55	38.4		41.8	35.4
12/10/2024	12:00	38.8		42.4	35.2
12/10/2024	12:05	59.9		62.1	36.0
12/10/2024	12:10	40.2	52.3	42.6	37.0
12/10/2024	12:15	39.3		42.0	36.5
12/10/2024	12:20	39.1		43.4	36.4
12/10/2024	12:25	38.3		41.8	35.2
12/10/2024	12:30	39.2		43.1	35.6
12/10/2024	12:35	38.8		41.9	35.5
12/10/2024	12:40	38.2	38.6	41.2	35.0
12/10/2024	12:45	37.9		41.5	34.5
12/10/2024	12:50	38.8		43.3	35.0
12/10/2024	12:55	38.5		42.6	34.9
12/10/2024	13:00	38.3		42.3	35.1
12/10/2024	13:05	39.1		42.5	35.2
12/10/2024	13:10	38.6	38.8	42.8	35.2
12/10/2024	13:15	39.2		42.1	36.0
12/10/2024	13:20	39.0		43.1	35.4
12/10/2024	13:25	38.7		42.7	35.3
12/10/2024	13:30	57.5		59.4	36.3
12/10/2024	13:35	39.9		42.8	36.9
12/10/2024	13:40	39.4	50.1	43.5	35.9
12/10/2024	13:45	38.9		42.8	35.8
12/10/2024	13:50	40.0		43.4	37.1
12/10/2024	13:55	39.8		42.9	37.3
12/10/2024	14:00	40.0		44.1	36.4
12/10/2024	14:05	39.2		41.8	36.4
12/10/2024	14:10	39.5	39.1	43.0	36.3
12/10/2024	14:15	39.2		43.2	35.6
12/10/2024	14:20	38.2		42.0	35.4
12/10/2024	14:25	38.3		41.0	35.3
12/10/2024	14:30	39.8		44.2	35.3
12/10/2024	14:35	39.6		43.9	36.1
12/10/2024	14:40	38.9	39.3	42.1	36.0
12/10/2024	14:45	38.7		41.9	35.3
12/10/2024	14:50	38.8		41.6	35.7
12/10/2024	14:55	39.7		42.5	35.6
12/10/2024	15:00	42.1		44.9	35.4
12/10/2024	15:05	54.7		58.3	36.6
12/10/2024	15:10	52.7	52.7	56.5	36.9
12/10/2024	15:15	57.7		58.4	38.1
12/10/2024	15:20	40.5		43.7	37.4
12/10/2024	15:25	40.2		44.2	36.1
12/10/2024	15:30	38.7		41.8	35.6
12/10/2024	15:35	56.9		61.8	36.8
12/10/2024	15:40	39.8	49.5	43.0	37.0
12/10/2024	15:45	39.0		41.9	36.2
12/10/2024	15:50	38.7		41.5	35.6
12/10/2024	15:55	39.0		43.3	35.8
12/10/2024	16:00	39.2		42.5	36.0
12/10/2024	16:05	39.5		42.8	36.6
12/10/2024	16:10	39.4	48.9	43.3	36.2
12/10/2024	16:15	39.3		41.2	35.6
12/10/2024	16:20	56.3		58.4	37.5
12/10/2024	16:25	40.0		43.6	36.7
12/10/2024	16:30	38.9		42.5	36.1
12/10/2024	16:35	38.9		42.5	36.0
12/10/2024	16:40	39.7	39.2	43.0	36.2
12/10/2024	16:45	39.2		42.1	36.2
12/10/2024	16:50	38.8		41.9	35.8
12/10/2024	16:55	39.4		42.5	36.0
12/10/2024	17:00	40.6		44.3	36.8
12/10/2024	17:05	41.0		43.5	38.0
12/10/2024	17:10	42.3	41.3	44.3	39.5
12/10/2024	17:15	40.8		42.7	38.3
12/10/2024	17:20	42.2		45.3	38.5
12/10/2024	17:25	40.8		43.3	37.9
12/10/2024	17:30	40.2		43.5	37.2
12/10/2024	17:35	43.3		45.7	38.7
12/10/2024	17:40	58.3	50.9	60.6	38.4
12/10/2024	17:45	40.1		42.6	37.3
12/10/2024	17:50	41.0		43.2	37.3
12/10/2024	17:55	40.2		43.1	36.8
12/10/2024	18:00	50.1		51.9	39.0
12/10/2024	18:05	43.7		46.1	39.0
12/10/2024	18:10	43.7	47.3	46.0	41.1
12/10/2024	18:15	51.5		55.6	39.2
12/10/2024	18:20	41.3		44.0	38.4
12/10/2024	18:25	42.2		44.8	38.7
12/10/2024	18:30	39.7		41.8	37.4
12/10/2024	18:35	40.1		42.9	37.7
12/10/2024	18:40	41.6	41.5	44.2	37.9
12/10/2024	18:45	41.3		44.3	38.7
12/10/2024	18:50	42.8		44.6	40.5
12/10/2024	18:55	42.4		44.6	39.4
		Mean	46.1		
		Maximum	56.1		
		Minimum	38.5		

Date	Start Time	Leq (5mins)	Leq (30mins)	L10 (5mins)	L90 (5mins)
13/10/2024	7:00	39.3		41.7	36.9
13/10/2024	7:05	39.5		41.6	37.2
13/10/2024	7:10	38.8	47.3	40.9	37.0
13/10/2024	7:15	39.5		42.1	37.5
13/10/2024	7:20	39.3		41.9	37.0
13/10/2024	7:25	54.5		57.3	37.5
13/10/2024	7:30	41.4		43.9	38.6
13/10/2024	7:35	48.1		50.7	39.4
13/10/2024	7:40	40.8	43.1	43.7	38.7
13/10/2024	7:45	40.0		41.6	38.6
13/10/2024	7:50	40.1		42.9	38.3
13/10/2024	7:55	40.9		43.4	38.9
13/10/2024	8:00	41.3		44.3	38.9
13/10/2024	8:05	41.5		43.5	39.6
13/10/2024	8:10	41.2	41.1	43.8	38.5
13/10/2024	8:15	40.0		43.3	37.8
13/10/2024	8:20	39.9		42.3	37.0
13/10/2024	8:25	42.0		44.2	38.9
13/10/2024	8:30	53.1		55.3	38.4
13/10/2024	8:35	44.6		45.8	43.8
13/10/2024	8:40	48.6	51.8	55.5	44.0
13/10/2024	8:45	57.3		60.5	44.6
13/10/2024	8:50	45.1		46.5	43.7
13/10/2024	8:55	46.0		46.9	44.1
13/10/2024	9:00	43.0		45.4	38.9
13/10/2024	9:05	45.6		47.8	40.1
13/10/2024	9:10	61.5	54.1	65.3	44.8
13/10/2024	9:15	41.9		44.5	37.9
13/10/2024	9:20	42.2		44.7	38.7
13/10/2024	9:25	47.0		48.5	44.1
13/10/2024	9:30	47.1		48.4	45.9
13/10/2024	9:35	46.4		47.9	42.1
13/10/2024	9:40	44.5	57.6	46.9	40.7
13/10/2024	9:45	54.0		56.3	45.0
13/10/2024	9:50	64.9		66.9	41.4
13/10/2024	9:55	44.2		46.9	41.2
13/10/2024	10:00	53.2		53.6	42.5
13/10/2024	10:05	69.5		71.9	44.8
13/10/2024	10:10	64.2	64.8	66.2	47.0
13/10/2024	10:15	66.5		69.8	40.6
13/10/2024	10:20	41.3		43.9	38.3
13/10/2024	10:25	63.2		68.6	41.3
13/10/2024	10:30	43.9		45.4	37.7
13/10/2024	10:35	50.8		53.1	38.6
13/10/2024	10:40	58.3	58.2	61.5	45.5
13/10/2024	10:45	64.9		69.2	40.1
13/10/2024	10:50	43.0		45.5	39.3
13/10/2024	10:55	45.2		49.2	39.9
13/10/2024	11:00	45.5		48.0	40.8
13/10/2024	11:05	65.4		70.8	43.4
13/10/2024	11:10	72.6	66.2	74.6	46.7
13/10/2024	11:15	47.4		50.2	43.1
13/10/2024	11:20	46.7		49.6	43.0
13/10/2024	11:25	65.2		70.5	48.7
13/10/2024	11:30	64.0		67.7	45.2
13/10/2024	11:35	60.5		66.5	42.6
13/10/2024	11:40	54.9	62.1	58.4	45.1
13/10/2024	11:45	65.3		70.5	46.2
13/10/2024	11:50	48.8		50.9	45.5
13/10/2024	11:55	63.5		65.5	45.1
13/10/2024	12:00	52.5		54.8	47.2
13/10/2024	12:05	70.6		75.0	49.9
13/10/2024	12:10	54.9	63.6	59.4	46.7
13/10/2024	12:15	48.2		49.9	46.3
13/10/2024	12:20	62.1		64.0	46.9
13/10/2024	12:25	48.3		50.7	45.5
13/10/2024	12:30	57.0		61.1	47.0
13/10/2024	12:35	66.3		69.0	51.3
13/10/2024	12:40	55.2	61.7	58.6	47.6
13/10/2024	12:45	59.2		61.4	47.1
13/10/2024	12:50	64.5		69.3	45.9
13/10/2024	12:55	48.3		50.7	45.0
13/10/2024	13:00	52.8		55.4	46.7
13/10/2024	13:05	50.0		51.6	48.2
13/10/2024	13:10	69.0	65.9	74.7	51.8
13/10/2024	13:15	70.4		71.5	57.3
13/10/2024	13:20	63.6		65.5	60.8
13/10/2024	13:25	62.5		64.6	55.9
13/10/2024	13:30	66.4		70.2	52.1
13/10/2024	13:35	65.7		69.9	46.8
13/10/2024	13:40	60.7	62.3	65.2	42.0
13/10/2024	13:45	54.7		57.9	47.3
13/10/2024	13:50	57.6		63.0	41.8
13/10/2024	13:55	42.0		43.9	39.0
13/10/2024	14:00	46.1		48.6	39.3
13/10/2024	14:05	66.8		68.3	43.8
13/10/2024	14:10	58.1	60.9	62.9	40.8
13/10/2024	14:15	62.3		65.1	41.3
13/10/2024	14:20	46.4		49.6	40.6
13/10/2024	14:25	53.3		54.8	40.5
13/10/2024	14:30	57.4		60.1	41.0
13/10/2024	14:35	57.6		58.6	38.2
13/10/2024	14:40	56.9	61.6	61.2	41.4
13/10/2024	14:45	68.1		73.7	50.3
13/10/2024	14:50	52.4		54.8	40.6
13/10/2024	14:55	56.4		61.1	41.3
13/10/2024	15:00	46.7		47.6	41.4
13/10/2024	15:05	67.3		68.9	45.3
13/10/2024	15:10	59.4	65.9	63.2	42.9
13/10/2024	15:15	62.4		66.9	46.8
13/10/2024	15:20	71.6		74.8	45.3
13/10/2024	15:25	59.7		65.4	41.3
13/10/2024	15:30	57.3		61.1	41.2
13/10/2024	15:35	66.5		71.7	47.4
13/10/2024	15:40	56.0	63.1	60.7	41.2
13/10/2024	15:45	65.7		70.5	44.2
13/10/2024	15:50	63.4		66.3	44.2
13/10/2024	15:55	59.2		63.9	46.6
13/10/2024	16:00	69.2		73.1	55.6
13/10/2024	16:05	63.1		68.5	45.6
13/10/2024	16:10	58.2	65.4	62.4	43.1
13/10/2024	16:15	57.8		59.5	43.0
13/10/2024	16:20	65.7		68.2	54.4
13/10/2024	16:25	67.5		67.7	52.3
13/10/2024	16:30	64.4		66.0	46.5
13/10/2024	16:35	66.6		71.2	45.1
13/10/2024	16:40	64.2	66.2	67.8	45.9
13/10/2024	16:45	65.3		66.1	47.2
13/10/2024	16:50	59.4		63.3	42.4
13/10/2024	16:55	70.3		72.4	59.7
13/10/2024	17:00	69.2		71.1	54.0
13/10/2024	17:05	63.2		66.0	54.1
13/10/2024	17:10	61.6	64.4	65.8	54.3
13/10/2024	17:15	60.4		62.7	44.2
13/10/2024	17:20	63.1		65.0	43.9
13/10/2024	17:25	61.6		63.6	42.9
13/10/2024	17:30	58.6		61.1	41.1
13/10/2024	17:35	61.6		65.7	42.9
13/10/2024	17:40	58.6	62.1	60.4	41.7
13/10/2024	17:45	62.9		64.1	42.2
13/10/2024	17:50	65.1		66.2	43.8
13/10/2024	17:55	62.1		63.3	43.9
13/10/2024	18:00	62.1		62.5	42.0
13/10/2024	18:05	65.2		67.6	43.7
13/10/2024	18:10	59.7	60.7	62.4	43.4
13/10/2024	18:15	56.5		58.4	42.9
13/10/2024	18:20	55.0		56.8	42.2
13/10/2024	18:25	55.8		58.0	43.9
13/10/2024	18:30	60.0		61.2	54.3
13/10/2024	18:35	61.6		62.3	53.5
13/10/2024	18:40	60.5	61.1	62.3	53.4
13/10/2024	18:45	60.9		63.2	53.0
13/10/2024	18:50	60.9		61.2	53.0
13/10/2024	18:55	62.1		64.4	52.8
		Mean	59.6		
		Maximum	66.2		
		Minimum	41.1		

Station: CM30

Date	Start Time	Leq (5mins)	Leq (30mins)	L10 (5mins)	L90 (5mins)
14/10/2024	7:00	67.3		69.7	55.0
14/10/2024	7:05	67.1		70.4	52.9
14/10/2024	7:10	64.1	67.9	65.3	53.4
14/10/2024	7:15	64.1		66.1	55.4
14/10/2024	7:20	72.5		74.1	54.4
14/10/2024	7:25	65.5		70.2	57.0
14/10/2024	7:30	66.4		67.5	57.4
14/10/2024	7:35	66.8		70.6	57.3
14/10/2024	7:40	66.8	67.1	68.9	62.0
14/10/2024	7:45	67.4		70.6	59.0
14/10/2024	7:50	69.4		69.8	59.4
14/10/2024	7:55	64.7		67.3	56.6
14/10/2024	8:00	65.2		68.5	56.3
14/10/2024	8:05	65.7		68.5	56.3
14/10/2024	8:10	65.8	65.9	68.4	55.9
14/10/2024	8:15	65.1		65.7	55.1
14/10/2024	8:20	66.5		67.4	55.6
14/10/2024	8:25	66.8		67.2	56.0
14/10/2024	8:30	68.9		70.3	57.1
14/10/2024	8:35	61.9		63.6	57.2
14/10/2024	8:40	66.7	66.7	68.6	56.9
14/10/2024	8:45	68.2		72.1	57.9
14/10/2024	8:50	64.9		68.3	56.1
14/10/2024	8:55	66.6		69.3	56.7
14/10/2024	9:00	64.1		67.1	56.9
14/10/2024	9:05	64.0		65.9	56.9
14/10/2024	9:10	65.8	64.8	68.2	56.3
14/10/2024	9:15	65.2		68.1	57.2
14/10/2024	9:20	64.5		65.3	56.6
14/10/2024	9:25	64.8		65.7	56.0
14/10/2024	9:30	65.4		68.8	56.1
14/10/2024	9:35	66.2		70.0	58.3
14/10/2024	9:40	65.0	65.4	67.7	56.4
14/10/2024	9:45	65.3		67.6	56.6
14/10/2024	9:50	64.5		68.7	56.9
14/10/2024	9:55	65.6		68.9	57.1
14/10/2024	10:00	67.5		69.3	57.9
14/10/2024	10:05	64.2		67.5	56.1
14/10/2024	10:10	64.0	64.3	69.9	57.1
14/10/2024	10:15	64.8		69.9	47.8
14/10/2024	10:20	63.5		67.8	45.6
14/10/2024	10:25	52.1		55.2	41.0
14/10/2024	10:30	57.7		63.2	43.9
14/10/2024	10:35	61.5		66.3	47.4
14/10/2024	10:40	55.2	63.7	60.7	45.9
14/10/2024	10:45	68.8		74.6	45.8
14/10/2024	10:50	65.2		69.8	45.2
14/10/2024	10:55	59.8		65.5	41.8
14/10/2024	11:00	50.2		54.1	41.2
14/10/2024	11:05	64.4		66.1	46.1
14/10/2024	11:10	65.7	63.0	69.1	44.2
14/10/2024	11:15	63.9		66.9	45.3
14/10/2024	11:20	64.5		67.5	46.9
14/10/2024	11:25	50.4		51.4	46.7
14/10/2024	11:30	60.4		62.2	47.1
14/10/2024	11:35	57.2		58.0	47.0
14/10/2024	11:40	67.4	65.9	70.5	46.6
14/10/2024	11:45	68.8		72.5	48.4
14/10/2024	11:50	64.6		69.2	47.3
14/10/2024	11:55	67.8		68.8	47.7
14/10/2024	12:00	69.7		73.0	51.2
14/10/2024	12:05	64.8		65.1	47.8
14/10/2024	12:10	65.5	66.7	68.4	48.9
14/10/2024	12:15	66.4		71.1	50.1
14/10/2024	12:20	65.6		67.5	56.1
14/10/2024	12:25	66.2		70.1	57.2
14/10/2024	12:30	65.8		67.3	58.9
14/10/2024	12:35	66.9		69.0	57.0
14/10/2024	12:40	68.6	66.8	71.5	60.3
14/10/2024	12:45	63.6		66.2	55.5
14/10/2024	12:50	67.4		69.1	54.3
14/10/2024	12:55	67.1		67.2	55.2
14/10/2024	13:00	64.1		67.0	58.9
14/10/2024	13:05	69.2		71.6	60.9
14/10/2024	13:10	70.0	68.6	72.6	59.8
14/10/2024	13:15	69.2		72.7	60.4
14/10/2024	13:20	68.4		72.1	60.0
14/10/2024	13:25	68.7		71.9	58.0
14/10/2024	13:30	68.1		71.4	55.7
14/10/2024	13:35	67.5		69.5	57.3
14/10/2024	13:40	67.9	68.1	70.8	56.9
14/10/2024	13:45	67.5		68.5	54.8
14/10/2024	13:50	67.7		70.2	60.3
14/10/2024	13:55	69.4		76.9	56.4
14/10/2024	14:00	72.2		74.0	56.2
14/10/2024	14:05	69.7		72.3	54.8
14/10/2024	14:10	64.5	68.3	67.7	52.6
14/10/2024	14:15	67.3		70.8	54.3
14/10/2024	14:20	66.1		66.2	52.6
14/10/2024	14:25	63.9		67.0	53.6
14/10/2024	14:30	71.2		72.7	58.6
14/10/2024	14:35	67.1		69.3	57.5
14/10/2024	14:40	68.1	68.1	70.1	56.3
14/10/2024	14:45	67.4		69.6	57.7
14/10/2024	14:50	67.2		70.5	56.3
14/10/2024	14:55	64.6		66.3	56.5
14/10/2024	15:00	66.0		68.7	57.1
14/10/2024	15:05	68.8		71.2	57.9
14/10/2024	15:10	69.8	68.5	81.1	58.9
14/10/2024	15:15	68.9		72.3	58.6
14/10/2024	15:20	67.6		71.1	56.7
14/10/2024	15:25	69.2		69.6	58.3
14/10/2024	15:30	72.1		72.5	61.9
14/10/2024	15:35	66.1		68.2	58.4
14/10/2024	15:40	68.1	68.1	71.6	58.5
14/10/2024	15:45	67.4		70.9	54.9
14/10/2024	15:50	63.3		66.9	55.5
14/10/2024	15:55	66.7		68.9	56.4
14/10/2024	16:00	68.2		71.5	57.7
14/10/2024	16:05	67.2		70.2	56.9
14/10/2024	16:10	66.0	67.2	69.7	57.5
14/10/2024	16:15	68.6		71.5	55.3
14/10/2024	16:20	65.1		68.7	53.6
14/10/2024	16:25	66.9		70.3	54.7
14/10/2024	16:30	60.0		62.3	46.9
14/10/2024	16:35	63.3		66.9	46.4
14/10/2024	16:40	64.5	63.1	67.3	45.9
14/10/2024	16:45	63.8		65.9	46.7
14/10/2024	16:50	65.1		68.8	45.5
14/10/2024	16:55	59.0		64.4	44.7
14/10/2024	17:00	61.3		65.0	44.8
14/10/2024	17:05	62.0		63.8	42.5
14/10/2024	17:10	63.9	64.0	64.4	43.3
14/10/2024	17:15	67.7		71.4	44.7
14/10/2024	17:20	61.9		65.0	45.3
14/10/2024	17:25	63.6		67.2	45.6
14/10/2024	17:30	60.6		63.5	43.7
14/10/2024	17:35	66.3		69.5	45.0
14/10/2024	17:40	62.8	63.0	62.9	49.4
14/10/2024	17:45	64.6		66.2	53.0
14/10/2024	17:50	61.0		64.8	44.0
14/10/2024	17:55	57.3		60.0	43.0
14/10/2024	18:00	65.6		66.4	42.6
14/10/2024	18:05	56.2		56.5	40.2
14/10/2024	18:10	61.2	62.6	64.3	43.0
14/10/2024	18:15	63.6		64.8	40.4
14/10/2024	18:20	62.8		63.9	41.5
14/10/2024	18:25	61.1		63.2	40.5
14/10/2024	18:30	55.1		57.8	38.9
14/10/2024	18:35	59.9		62.9	40.8
14/10/2024	18:40	64.8	60.7	66.2	40.1
14/10/2024	18:45	58.3		62.0	38.4
14/10/2024	18:50	54.0		54.8	38.9
14/10/2024	18:55	62.5		64.6	39.7
		Mean	66.3		
		Maximum	68.6		
		Minimum	63.0		

Date	Start Time	Leq (5mins)	Leq (30mins)	L10 (5mins)	L90 (5mins)
15/10/2024	7:00	64.2		67.0	47.8
15/10/2024	7:05	66.0		68.6	49.4
15/10/2024	7:10	64.7	65.6	68.0	50.5
15/10/2024	7:15	64.4		69.2	51.1
15/10/2024	7:20	67.2		70.8	55.7
15/10/2024	7:25	66.4		69.1	58.8
15/10/2024	7:30	68.3		70.8	56.3
15/10/2024	7:35	69.8		70.1	57.0
15/10/2024	7:40	70.4	68.7	73.1	56.7
15/10/2024	7:45	68.1		71.4	59.4
15/10/2024	7:50	67.0		69.7	59.2
15/10/2024	7:55	67.4		70.0	60.1
15/10/2024	8:00	67.6		69.7	61.5
15/10/2024	8:05	66.6		70.5	59.4
15/10/2024	8:10	67.5	67.3	70.7	60.4
15/10/2024	8:15	66.7		69.5	59.8
15/10/2024	8:20	67.5		69.7	59.0
15/10/2024	8:25	67.7		71.2	60.5
15/10/2024	8:30	66.6		70.3	57.2
15/10/2024	8:35	70.3		73.2	60.5
15/10/2024	8:40	70.1	68.9	73.5	59.8
15/10/2024	8:45	68.3		71.9	60.5
15/10/2024	8:50	66.1		69.6	60.2
15/10/2024	8:55	70.1		71.6	61.5
15/10/2024	9:00	67.2		70.1	62.0
15/10/2024	9:05	66.6		68.9	59.6
15/10/2024	9:10	68.8	69.6	69.1	59.9
15/10/2024	9:15	72.1		76.1	64.3
15/10/2024	9:20	71.2		74.5	60.2
15/10/2024	9:25	68.9		72.3	62.0
15/10/2024	9:30	71.8		73.9	60.4
15/10/2024	9:35	68.3		71.4	60.0
15/10/2024	9:40	67.6	69.8	69.7	58.2
15/10/2024	9:45	70.7		72.6	65.5
15/10/2024	9:50	71.0		74.7	58.8
15/10/2024	9:55	67.4		70.9	56.6
15/10/2024	10:00	66.8		68.1	54.3
15/10/2024	10:05	62.6		65.1	53.9
15/10/2024	10:10	65.9	65.5	69.1	53.2
15/10/2024	10:15	64.3		67.3	54.3
15/10/2024	10:20	64.4		66.0	55.6
15/10/2024	10:25	67.3		69.6	56.1
15/10/2024	10:30	64.0		65.1	53.9
15/10/2024	10:35	68.1		70.1	54.2
15/10/2024	10:40	62.9	67.5	65.6	53.9
15/10/2024	10:45	68.7		71.7	59.0
15/10/2024	10:50	69.4		72.2	58.9
15/10/2024	10:55	68.2		70.9	58.4
15/10/2024	11:00	66.8		69.3	58.8
15/10/2024	11:05	69.5		73.4	61.0
15/10/2024	11:10	66.2	66.6	68.5	53.4
15/10/2024	11:15	64.3		67.0	50.0
15/10/2024	11:20	62.7		66.5	47.7
15/10/2024	11:25	67.2		68.7	50.1
15/10/2024	11:30	67.6		70.5	49.2
15/10/2024	11:35	63.0		65.1	49.1
15/10/2024	11:40	65.9	64.4	68.9	48.6
15/10/2024	11:45	53.9		55.0	48.4
15/10/2024	11:50	65.1		66.2	49.2
15/10/2024	11:55	61.0		63.8	48.5
15/10/2024	12:00	63.0		64.5	48.9
15/10/2024	12:05	69.4		71.8	51.8
15/10/2024	12:10	62.4	66.2	67.2	52.7
15/10/2024	12:15	66.4		69.6	55.6
15/10/2024	12:20	65.6		68.0	55.9
15/10/2024	12:25	66.4		69.1	57.1
15/10/2024	12:30	67.6		69.6	57.0
15/10/2024	12:35	68.4		71.4	58.3
15/10/2024	12:40	68.6	66.7	70.6	56.9
15/10/2024	12:45	64.3		67.2	53.5
15/10/2024	12:50	62.4		66.2	55.2
15/10/2024	12:55	65.7		70.5	52.7
15/10/2024	13:00	68.8		72.4	57.5
15/10/2024	13:05	66.8		70.7	57.5
15/10/2024	13:10	69.5	69.4	71.6	60.9
15/10/2024	13:15	71.1		74.9	63.0
15/10/2024	13:20	69.9		72.9	59.8
15/10/2024	13:25	69.1		72.2	61.1
15/10/2024	13:30	68.4		70.3	59.2
15/10/2024	13:35	65.2		69.1	56.2
15/10/2024	13:40	66.2	66.1	68.0	56.0
15/10/2024	13:45	65.6		69.3	56.6
15/10/2024	13:50	64.7		68.3	54.4
15/10/2024	13:55	65.1		68.3	54.2
15/10/2024	14:00	69.2		72.9	58.9
15/10/2024	14:05	69.4		73.0	58.5
15/10/2024	14:10	70.3	70.4	74.1	59.3
15/10/2024	14:15	71.9		75.1	59.7
15/10/2024	14:20	70.0		73.0	60.5
15/10/2024	14:25	71.0		73.7	60.9
15/10/2024	14:30	66.6		70.2	55.3
15/10/2024	14:35	68.3		71.3	54.5
15/10/2024	14:40	67.5	68.7	71.8	56.8
15/10/2024	14:45	68.2		72.4	57.6
15/10/2024	14:50	70.2		73.1	54.8
15/10/2024	14:55	70.0		71.4	56.6
15/10/2024	15:00	65.7		68.7	55.4
15/10/2024	15:05	67.4		70.0	55.5
15/10/2024	15:10	71.0	68.4	72.8	53.4
15/10/2024	15:15	69.3		72.6	53.5
15/10/2024	15:20	68.3		73.2	53.6
15/10/2024	15:25	66.3		69.6	54.6
15/10/2024	15:30	64.7		67.6	58.1
15/10/2024	15:35	68.7		71.9	59.0
15/10/2024	15:40	70.1	68.2	73.6	59.2
15/10/2024	15:45	69.2		72.9	58.9
15/10/2024	15:50	66.9		70.1	56.4
15/10/2024	15:55	67.9		71.6	54.2
15/10/2024	16:00	68.0		70.9	55.5
15/10/2024	16:05	67.6		71.3	56.8
15/10/2024	16:10	63.8	66.2	67.7	56.1
15/10/2024	16:15	66.2		69.4	55.7
15/10/2024	16:20	64.5		68.2	53.9
15/10/2024	16:25	65.3		67.3	53.2
15/10/2024	16:30	67.8		69.2	52.1
15/10/2024	16:35	67.9		70.9	53.4
15/10/2024	16:40	67.6	66.2	69.7	50.0
15/10/2024	16:45	65.9		66.0	47.0
15/10/2024	16:50	64.6		66.5	47.1
15/10/2024	16:55	56.6		59.6	46.1
15/10/2024	17:00	65.4		66.9	47.2
15/10/2024	17:05	66.1		68.7	49.5
15/10/2024	17:10	68.8	65.9	69.0	45.5
15/10/2024	17:15	66.4		69.1	45.3
15/10/2024	17:20	62.4		64.5	43.8
15/10/2024	17:25	63.2		65.2	42.9
15/10/2024	17:30	65.8		66.1	43.2
15/10/2024	17:35	59.8		64.4	44.2
15/10/2024	17:40	61.5	63.5	66.3	43.0
15/10/2024	17:45	60.4		64.7	42.4
15/10/2024	17:50	65.9		67.2	43.3
15/10/2024	17:55	63.5		65.5	43.4
15/10/2024	18:00	58.8		59.2	41.0
15/10/2024	18:05	66.1		67.2	46.6
15/10/2024	18:10	61.4	62.3	64.2	46.0
15/10/2024	18:15	64.1		66.0	42.7
15/10/2024	18:20	59.4		61.8	41.1
15/10/2024	18:25	56.5		59.6	42.9
15/10/2024	18:30	57.5		61.5	40.4
15/10/2024	18:35	63.7		66.1	40.5
15/10/2024	18:40	55.7	60.0	57.5	38.8
15/10/2024	18:45	59.1		63.5	41.1
15/10/2024	18:50	61.8		67.5	40.3
15/10/2024	18:55	55.7		57.3	40.3
		Mean	67.3		
		Maximum	69.8		
		Minimum	64.4		

Station: CM30

Date	Start Time	Leq (5mins)	Leq (30mins)	L10 (5mins)	L90 (5mins)
16/10/2024	7:00	59.4	65.2	62.3	45.7
16/10/2024	7:05	58.7		59.6	45.1
16/10/2024	7:10	67.1		70.5	48.9
16/10/2024	7:15	66.4		69.8	49.0
16/10/2024	7:20	67.0		70.0	55.2
16/10/2024	7:25	65.8		68.4	57.5
16/10/2024	7:30	67.4	67.0	70.8	57.3
16/10/2024	7:35	65.1		68.6	58.2
16/10/2024	7:40	67.4		69.6	59.5
16/10/2024	7:45	68.0		70.9	59.1
16/10/2024	7:50	65.5		69.1	57.4
16/10/2024	7:55	67.9		71.7	60.5
16/10/2024	8:00	68.2	68.3	70.3	60.5
16/10/2024	8:05	69.6		72.4	62.1
16/10/2024	8:10	67.9		70.7	62.1
16/10/2024	8:15	69.3		72.5	62.1
16/10/2024	8:20	68.1		70.9	62.2
16/10/2024	8:25	65.7		68.2	60.0
16/10/2024	8:30	68.0	66.6	71.6	61.3
16/10/2024	8:35	67.4		69.7	61.0
16/10/2024	8:40	66.5		69.0	61.6
16/10/2024	8:45	68.3		72.9	61.5
16/10/2024	8:50	64.1		67.6	57.8
16/10/2024	8:55	62.5		64.4	58.9
16/10/2024	9:00	66.8	66.1	69.1	62.2
16/10/2024	9:05	65.6		67.7	62.6
16/10/2024	9:10	66.3		66.4	58.9
16/10/2024	9:15	66.1		68.9	57.4
16/10/2024	9:20	65.9		68.5	60.0
16/10/2024	9:25	65.9		68.3	61.7
16/10/2024	9:30	65.6	66.5	67.6	61.7
16/10/2024	9:35	68.0		69.4	59.5
16/10/2024	9:40	68.1		68.9	58.9
16/10/2024	9:45	65.9		69.2	57.9
16/10/2024	9:50	66.1		68.3	58.7
16/10/2024	9:55	63.5		66.3	56.3
16/10/2024	10:00	65.2	66.0	67.9	58.1
16/10/2024	10:05	66.9		68.6	56.9
16/10/2024	10:10	64.7		66.8	55.4
16/10/2024	10:15	65.2		67.4	56.2
16/10/2024	10:20	65.0		68.1	56.5
16/10/2024	10:25	67.9		69.6	54.9
16/10/2024	10:30	63.4	65.5	66.8	53.1
16/10/2024	10:35	66.3		68.7	55.7
16/10/2024	10:40	65.3		68.3	54.9
16/10/2024	10:45	66.2		68.1	55.5
16/10/2024	10:50	67.5		68.6	55.5
16/10/2024	10:55	61.8		64.0	54.1
16/10/2024	11:00	67.1	66.3	70.3	55.4
16/10/2024	11:05	67.6		69.1	52.4
16/10/2024	11:10	65.9		69.5	49.0
16/10/2024	11:15	62.7		63.4	47.8
16/10/2024	11:20	66.7		69.9	49.4
16/10/2024	11:25	66.6		69.4	50.6
16/10/2024	11:30	65.4	64.3	67.8	49.4
16/10/2024	11:35	64.1		68.0	48.4
16/10/2024	11:40	66.1		68.0	48.5
16/10/2024	11:45	64.6		65.6	47.8
16/10/2024	11:50	59.8		62.9	48.1
16/10/2024	11:55	63.6		65.7	48.7
16/10/2024	12:00	66.0	64.9	70.6	48.3
16/10/2024	12:05	65.7		65.8	47.6
16/10/2024	12:10	65.1		67.1	49.2
16/10/2024	12:15	61.3		63.3	52.0
16/10/2024	12:20	65.0		68.3	55.4
16/10/2024	12:25	64.7		65.6	56.0
16/10/2024	12:30	65.7	66.9	69.6	57.2
16/10/2024	12:35	64.6		65.6	59.7
16/10/2024	12:40	65.1		65.2	57.8
16/10/2024	12:45	66.9		69.0	57.1
16/10/2024	12:50	68.8		71.3	55.4
16/10/2024	12:55	68.5		70.5	56.4
16/10/2024	13:00	66.4	65.6	69.1	55.6
16/10/2024	13:05	64.9		66.1	53.1
16/10/2024	13:10	66.9		67.0	53.1
16/10/2024	13:15	66.3		68.2	52.0
16/10/2024	13:20	64.6		68.3	52.7
16/10/2024	13:25	63.3		65.3	53.7
16/10/2024	13:30	65.1	67.5	67.9	53.2
16/10/2024	13:35	66.1		68.4	55.7
16/10/2024	13:40	68.5		71.8	55.7
16/10/2024	13:45	68.6		72.2	60.8
16/10/2024	13:50	68.4		71.1	60.7
16/10/2024	13:55	67.4		70.7	61.2
16/10/2024	14:00	69.4	68.9	69.8	57.5
16/10/2024	14:05	72.0		73.3	56.6
16/10/2024	14:10	69.0		73.0	56.5
16/10/2024	14:15	63.4		65.5	54.5
16/10/2024	14:20	67.4		68.8	55.2
16/10/2024	14:25	68.0		72.0	55.4
16/10/2024	14:30	68.3	67.7	71.6	55.3
16/10/2024	14:35	64.6		66.6	55.3
16/10/2024	14:40	68.6		71.7	54.7
16/10/2024	14:45	67.6		68.8	54.4
16/10/2024	14:50	69.3		72.0	56.1
16/10/2024	14:55	66.3		67.8	56.4
16/10/2024	15:00	67.4	67.3	69.2	57.8
16/10/2024	15:05	65.5		67.7	60.4
16/10/2024	15:10	67.5		70.6	60.4
16/10/2024	15:15	68.8		72.7	57.0
16/10/2024	15:20	65.5		67.1	55.8
16/10/2024	15:25	68.0		71.8	55.6
16/10/2024	15:30	68.4	66.4	72.1	56.3
16/10/2024	15:35	64.2		66.6	52.9
16/10/2024	15:40	64.1		66.1	53.0
16/10/2024	15:45	68.1		70.0	52.6
16/10/2024	15:50	63.2		65.9	50.3
16/10/2024	15:55	67.2		70.3	52.8
16/10/2024	16:00	65.3	66.3	68.7	46.8
16/10/2024	16:05	64.8		67.5	46.7
16/10/2024	16:10	64.7		67.6	45.6
16/10/2024	16:15	65.6		68.3	47.9
16/10/2024	16:20	69.3		71.6	53.0
16/10/2024	16:25	65.9		68.8	53.8
16/10/2024	16:30	65.8		68.7	55.7
16/10/2024	16:35	67.4		69.2	59.4
16/10/2024	16:40	65.7		67.4	56.7
16/10/2024	16:45	67.2		70.1	56.1
16/10/2024	16:50	65.2		68.0	53.0
		Mean	66.1		
		Maximum	68.3		
		Minimum	64.3		

Summary of Noise Monitoring Results during 07:00 - 19:00 at CM30	
	Leq (30mins)
Mean	60.2
Maximum	72.5
Minimum	38.5

Note:
1. The Leq (5mins) values within the time slots that do not have six consecutive Leq (5mins) values are not included in calculation of Leq (30mins).
2. Short periods of data gaps in tables are due to suspension of monitoring during replacement of batteries for the sound level meter.

Station: CM30

Date	Start Time	Leq (5mins)	Leq (30mins)	L10 (5mins)	L90 (5mins)
2/10/2024	19:02	57.6	58.7	61.4	41.7
2/10/2024	19:07	58.4		63.6	43.4
2/10/2024	19:12	61.9		63.2	42.4
2/10/2024	19:17	52.3		54.4	41.2
2/10/2024	19:22	60.6		61.7	41.6
2/10/2024	19:27	55.1		61.2	42.1
2/10/2024	19:32	59.3	59.7	61.2	42.3
2/10/2024	19:37	57.2		59.7	41.4
2/10/2024	19:42	60.0		62.7	44.4
2/10/2024	19:47	59.8		63.2	42.4
2/10/2024	19:52	61.2		63.9	42.6
2/10/2024	19:57	59.6		61.7	42.3
2/10/2024	20:02	58.8	57.1	64.2	43.2
2/10/2024	20:07	59.1		64.0	41.7
2/10/2024	20:12	58.1		61.0	41.7
2/10/2024	20:17	50.9		52.4	41.7
2/10/2024	20:22	52.6		53.7	41.3
2/10/2024	20:27	57.3		58.6	39.9
2/10/2024	20:32	57.6	56.2	61.9	40.0
2/10/2024	20:37	53.3		54.9	39.7
2/10/2024	20:42	58.0		61.3	40.9
2/10/2024	20:47	57.6		61.6	42.4
2/10/2024	20:52	51.2		52.2	42.0
2/10/2024	20:57	55.5		57.3	41.4
2/10/2024	21:02	55.3	55.7	55.9	40.8
2/10/2024	21:07	58.8		63.9	40.5
2/10/2024	21:12	50.0		55.1	39.8
2/10/2024	21:17	41.4		43.2	39.7
2/10/2024	21:22	56.6		62.8	42.1
2/10/2024	21:27	57.4		59.7	41.4
2/10/2024	21:32	59.0	57.9	60.7	41.4
2/10/2024	21:37	46.4		48.6	42.0
2/10/2024	21:42	56.4		59.3	42.7
2/10/2024	21:47	62.5		66.2	45.2
2/10/2024	21:52	54.9		58.1	45.0
2/10/2024	21:57	54.8		55.0	45.2
2/10/2024	22:02	52.5	55.4	53.6	45.1
2/10/2024	22:07	56.5		58.0	46.6
2/10/2024	22:12	51.1		53.6	45.0
2/10/2024	22:17	56.5		59.1	46.3
2/10/2024	22:22	57.9		60.6	46.3
2/10/2024	22:27	54.0		56.0	43.8
2/10/2024	22:32	56.0	57.9	57.9	45.1
2/10/2024	22:37	61.5		61.8	46.7
2/10/2024	22:42	52.6		55.4	48.0
2/10/2024	22:47	60.0		61.5	44.7
2/10/2024	22:52	57.2		58.2	44.2
2/10/2024	22:57	51.6		51.8	41.8
		Mean	57.3		
		Maximum	59.7		
		Minimum	55.4		

Date	Start Time	Leq (5mins)	Leq (30mins)	L10 (5mins)	L90 (5mins)
3/10/2024	19:02	53.6	51.2	59.5	32.2
3/10/2024	19:07	49.6		49.8	30.9
3/10/2024	19:12	35.0		38.6	31.3
3/10/2024	19:17	48.6		50.1	32.1
3/10/2024	19:22	50.5		52.5	31.7
3/10/2024	19:27	54.4		59.9	33.0
3/10/2024	19:32	43.9	44.5	48.0	38.2
3/10/2024	19:37	40.6		41.7	37.8
3/10/2024	19:42	46.7		49.7	30.6
3/10/2024	19:47	41.0		43.5	38.3
3/10/2024	19:52	34.3		36.1	32.8
3/10/2024	19:57	48.5		50.3	34.0
3/10/2024	20:02	46.3	45.2	48.8	33.8
3/10/2024	20:07	41.6		42.7	40.5
3/10/2024	20:12	43.4		47.5	40.0
3/10/2024	20:17	41.1		41.7	40.3
3/10/2024	20:22	40.9		42.1	39.4
3/10/2024	20:27	49.8		50.5	33.7
3/10/2024	20:32	46.5	53.0	49.9	34.6
3/10/2024	20:37	40.0		41.1	39.2
3/10/2024	20:42	50.8		53.6	33.2
3/10/2024	20:47	48.1		50.1	33.5
3/10/2024	20:52	59.7		60.6	32.9
3/10/2024	20:57	44.2		46.5	39.8
3/10/2024	21:02	45.9	46.3	46.5	42.1
3/10/2024	21:07	50.3		54.4	31.8
3/10/2024	21:12	40.0		41.3	38.7
3/10/2024	21:17	36.1		36.8	32.3
3/10/2024	21:22	49.3		50.3	33.3
3/10/2024	21:27	41.2		42.1	39.9
3/10/2024	21:32	48.2	57.2	49.3	32.9
3/10/2024	21:37	46.1		49.7	32.5
3/10/2024	21:42	58.0		60.7	34.1
3/10/2024	21:47	58.0		59.3	34.9
3/10/2024	21:52	42.3		42.8	33.2
3/10/2024	21:57	62.4		63.4	40.2
3/10/2024	22:02	51.7	51.2	57.1	33.0
3/10/2024	22:07	39.4		41.4	37.5
3/10/2024	22:12	51.5		53.8	31.1
3/10/2024	22:17	51.3		53.4	32.0
3/10/2024	22:22	55.3		59.7	31.9
3/10/2024	22:27	42.3		51.1	32.8
3/10/2024	22:32	50.7	46.5	52.6	33.5
3/10/2024	22:37	41.1		43.6	34.0
3/10/2024	22:42	46.6		48.5	33.9
3/10/2024	22:47	48.9		51.6	34.5
3/10/2024	22:52	35.4		37.0	33.0
3/10/2024	22:57	40.4		41.4	31.9
		Mean	49.4		
		Maximum	57.2		
		Minimum	44.5		

Date	Start Time	Leq (5mins)	Leq (30mins)	L10 (5mins)	L90 (5mins)
4/10/2024	19:02	49.9	51.7	50.4	49.5
4/10/2024	19:07	49.9		50.6	49.3
4/10/2024	19:12	50.3		50.9	49.8
4/10/2024	19:17	49.8		50.1	49.4
4/10/2024	19:22	54.5		59.2	37.3
4/10/2024	19:27	53.2		53.5	50.0
4/10/2024	19:32	50.5	50.7	51.4	49.7
4/10/2024	19:37	50.4		51.0	49.7
4/10/2024	19:42	50.3		51.1	49.7
4/10/2024	19:47	49.9		50.8	49.3
4/10/2024	19:52	51.4		52.5	50.1
4/10/2024	19:57	51.7		52.6	49.5
4/10/2024	20:02	58.3	55.1	59.2	49.8
4/10/2024	20:07	59.4		59.6	49.6
4/10/2024	20:12	50.3		50.8	49.7
4/10/2024	20:17	49.7		50.1	49.3
4/10/2024	20:22	49.8		50.2	49.4
4/10/2024	20:27	50.3		51.1	49.6
4/10/2024	20:32	49.9	55.6	50.5	49.5
4/10/2024	20:37	49.5		50.0	49.1
4/10/2024	20:42	49.9		50.8	49.3
4/10/2024	20:47	55.1		61.3	37.5
4/10/2024	20:52	40.1		43.3	37.4
4/10/2024	20:57	62.0		62.8	37.7
4/10/2024	21:02	50.0	49.2	51.4	49.2
4/10/2024	21:07	50.0		51.3	49.1
4/10/2024	21:12	50.0		55.8	37.3
4/10/2024	21:17	40.6		40.8	37.5
4/10/2024	21:22	49.9		50.5	49.4
4/10/2024	21:27	49.6		50.0	49.2
4/10/2024	21:32	49.9	50.0	50.3	49.4
4/10/2024	21:37	49.8		50.2	49.4
4/10/2024	21:42	49.8		50.5	49.2
4/10/2024	21:47	50.4		51.2	49.7
4/10/2024	21:52	49.9		50.6	49.3
4/10/2024	21:57	50.1		50.9	49.4
4/10/2024	22:02	51.4	50.8	53.1	49.5
4/10/2024	22:07	50.9		51.0	49.2
4/10/2024	22:12	49.5		50.2	48.8
4/10/2024	22:17	49.9		50.5	49.1
4/10/2024	22:22	52.5		55.2	49.5
4/10/2024	22:27	50.1		50.4	49.3
4/10/2024	22:32	50.3	57.3	51.3	49.7
4/10/2024	22:37	64.5		68.3	38.3
4/10/2024	22:42	40.1		42.1	37.9
4/10/2024	22:47	50.2		51.2	49.3
4/10/2024	22:52	49.7		50.3	49.2
4/10/2024	22:57	50.3		51.3	49.2
		Mean	52.6		
		Maximum	57.3		
		Minimum	49.2		

Station: CM30

Date	Start Time	Leq (5mins)	Leq (30mins)	L10 (5mins)	L90 (5mins)
5/10/2024	19:02	58.5	59.9	63.1	44.2
5/10/2024	19:07	59.3		62.3	43.8
5/10/2024	19:12	48.5		50.4	44.7
5/10/2024	19:17	55.2		58.5	44.0
5/10/2024	19:22	60.1		64.4	44.6
5/10/2024	19:27	64.5		65.7	45.0
5/10/2024	19:32	62.9	63.8	64.9	47.9
5/10/2024	19:37	57.2		60.1	46.5
5/10/2024	19:42	65.6		66.5	51.3
5/10/2024	19:47	58.4		63.5	47.2
5/10/2024	19:52	68.4		69.1	46.6
5/10/2024	19:57	59.0		61.7	46.0
5/10/2024	20:02	65.0	64.1	67.8	47.3
5/10/2024	20:07	65.6		67.3	47.7
5/10/2024	20:12	57.2		61.9	47.6
5/10/2024	20:17	60.9		66.0	50.8
5/10/2024	20:22	67.3		70.4	50.2
5/10/2024	20:27	61.3		66.9	49.1
5/10/2024	20:32	66.6	65.0	70.4	49.0
5/10/2024	20:37	59.3		63.1	49.0
5/10/2024	20:42	65.3		69.1	53.6
5/10/2024	20:47	60.3		65.6	52.4
5/10/2024	20:52	68.2		72.4	55.0
5/10/2024	20:57	64.3		68.7	52.9
5/10/2024	21:02	74.0	68.5	77.0	67.5
5/10/2024	21:07	59.4		61.7	49.7
5/10/2024	21:12	65.3		68.9	50.2
5/10/2024	21:17	66.3		71.4	51.1
5/10/2024	21:22	51.2		53.6	48.5
5/10/2024	21:27	69.2		72.7	51.7
5/10/2024	21:32	68.0	64.9	73.1	53.8
5/10/2024	21:37	69.5		74.2	52.6
5/10/2024	21:42	61.8		64.9	53.6
5/10/2024	21:47	59.0		61.9	54.6
5/10/2024	21:52	56.6		59.5	45.2
5/10/2024	21:57	55.4		58.3	47.8
5/10/2024	22:02	56.4	53.6	60.7	45.4
5/10/2024	22:07	49.9		51.8	43.9
5/10/2024	22:12	53.5		58.9	45.4
5/10/2024	22:17	48.9		50.9	45.5
5/10/2024	22:22	51.1		52.8	47.0
5/10/2024	22:27	56.2		58.6	50.3
5/10/2024	22:32	60.9	56.8	65.6	50.9
5/10/2024	22:37	58.7		61.8	48.4
5/10/2024	22:42	53.5		56.2	49.7
5/10/2024	22:47	55.1		57.3	49.4
5/10/2024	22:52	51.4		54.6	47.4
5/10/2024	22:57	53.9		57.2	49.1
		Mean	62.1		
		Maximum	68.5		
		Minimum	53.6		

Date	Start Time	Leq (5mins)	Leq (30mins)	L10 (5mins)	L90 (5mins)
6/10/2024	19:02	68.3	64.3	71.0	49.7
6/10/2024	19:07	59.9		64.5	50.6
6/10/2024	19:12	61.4		64.5	49.7
6/10/2024	19:17	62.9		65.8	49.6
6/10/2024	19:22	66.9		71.9	50.5
6/10/2024	19:27	52.7		55.4	49.5
6/10/2024	19:32	58.5	66.4	59.4	48.7
6/10/2024	19:37	66.3		69.8	49.5
6/10/2024	19:42	68.4		70.1	49.7
6/10/2024	19:47	49.7		50.5	48.8
6/10/2024	19:52	62.7		65.6	51.6
6/10/2024	19:57	71.0		75.6	55.0
6/10/2024	20:02	65.2	63.4	69.1	51.9
6/10/2024	20:07	53.8		56.1	50.9
6/10/2024	20:12	64.5		67.2	51.7
6/10/2024	20:17	56.6		60.6	51.3
6/10/2024	20:22	63.8		66.6	51.2
6/10/2024	20:27	65.8		69.4	51.4
6/10/2024	20:32	53.4	65.1	56.6	50.9
6/10/2024	20:37	56.9		57.4	51.2
6/10/2024	20:42	66.0		67.2	51.7
6/10/2024	20:47	63.7		66.1	52.0
6/10/2024	20:52	70.9		74.8	54.1
6/10/2024	20:57	52.2		53.0	51.2
6/10/2024	21:02	57.8	55.9	60.5	51.2
6/10/2024	21:07	56.6		58.7	49.9
6/10/2024	21:12	56.2		60.2	41.6
6/10/2024	21:17	57.2		57.6	41.6
6/10/2024	21:22	54.3		56.3	43.1
6/10/2024	21:27	49.3		49.9	46.7
6/10/2024	21:32	53.0	54.8	56.3	46.5
6/10/2024	21:37	51.8		55.9	42.6
6/10/2024	21:42	53.3		57.1	44.7
6/10/2024	21:47	54.4		57.9	46.8
6/10/2024	21:52	56.2		58.4	47.0
6/10/2024	21:57	57.5		62.3	49.7
6/10/2024	22:02	58.8	57.5	62.5	52.0
6/10/2024	22:07	56.6		60.7	50.1
6/10/2024	22:12	60.2		66.1	48.0
6/10/2024	22:17	56.3		60.1	51.0
6/10/2024	22:22	55.3		59.3	49.1
6/10/2024	22:27	55.4		58.7	47.1
6/10/2024	22:32	58.3	58.7	61.8	46.3
6/10/2024	22:37	57.2		60.4	49.5
6/10/2024	22:42	59.4		64.6	49.2
6/10/2024	22:47	57.0		61.6	48.6
6/10/2024	22:52	60.7		64.9	51.9
6/10/2024	22:57	58.5		61.4	52.9
		Mean	60.8		
		Maximum	66.4		
		Minimum	54.8		

Date	Start Time	Leq (5mins)	Leq (30mins)	L10 (5mins)	L90 (5mins)
7/10/2024	19:02	57.2	62.0	60.6	51.5
7/10/2024	19:07	53.8		54.2	49.6
7/10/2024	19:12	55.2		56.4	49.9
7/10/2024	19:17	58.4		59.0	50.5
7/10/2024	19:22	67.5		72.4	50.9
7/10/2024	19:27	63.2		66.4	48.0
7/10/2024	19:32	72.4	67.5	75.7	47.2
7/10/2024	19:37	69.8		74.2	62.4
7/10/2024	19:42	63.8		66.9	49.5
7/10/2024	19:47	64.3		66.3	49.8
7/10/2024	19:52	61.5		66.4	45.1
7/10/2024	19:57	56.5		62.4	43.5
7/10/2024	20:02	61.6	63.3	66.0	45.6
7/10/2024	20:07	58.3		61.3	43.4
7/10/2024	20:12	67.4		70.7	48.9
7/10/2024	20:17	58.0		62.1	47.2
7/10/2024	20:22	66.2		69.6	44.2
7/10/2024	20:27	57.1		62.3	42.9
7/10/2024	20:32	45.7	53.7	47.8	41.6
7/10/2024	20:37	56.1		59.3	43.7
7/10/2024	20:42	58.0		62.1	46.9
7/10/2024	20:47	53.1		56.7	42.2
7/10/2024	20:52	46.2		51.2	41.4
7/10/2024	20:57	50.0		51.1	44.8
7/10/2024	21:02	58.1	58.8	62.3	54.9
7/10/2024	21:07	55.9		59.1	53.0
7/10/2024	21:12	62.7		67.0	53.8
7/10/2024	21:17	44.8		47.4	40.2
7/10/2024	21:22	60.8		63.7	44.2
7/10/2024	21:27	56.4		59.6	43.6
7/10/2024	21:32	50.2	60.8	55.2	39.2
7/10/2024	21:37	55.5		59.2	44.5
7/10/2024	21:42	62.4		66.1	49.1
7/10/2024	21:47	62.9		63.4	57.1
7/10/2024	21:52	62.1		63.0	56.0
7/10/2024	21:57	61.8		62.8	55.9
7/10/2024	22:02	62.6	58.2	63.5	56.2
7/10/2024	22:07	59.4		60.6	44.3
7/10/2024	22:12	57.6		58.5	44.1
7/10/2024	22:17	56.2		58.5	48.3
7/10/2024	22:22	51.9		55.1	48.9
7/10/2024	22:27	49.8		54.0	46.2
7/10/2024	22:32	55.3	56.2	60.2	54.4
7/10/2024	22:37	56.3		58.3	54.5
7/10/2024	22:42	59.4		60.3	57.8
7/10/2024	22:47	53.8		57.0	50.5
7/10/2024	22:52	56.9		60.2	50.1
7/10/2024	22:57	50.3		55.1	45.9
		Mean	60.1		
		Maximum	67.5		
		Minimum	53.7		

Station: CM30

Date	Start Time	Leq (5mins)	Leq (30mins)	L10 (5mins)	L90 (5mins)
8/10/2024	19:00	62.0	62.2	62.5	41.7
8/10/2024	19:05	64.7		68.3	46.0
8/10/2024	19:10	59.6		63.8	42.7
8/10/2024	19:15	59.5		59.9	41.7
8/10/2024	19:20	62.6		65.4	41.6
8/10/2024	19:25	62.6		62.7	40.7
8/10/2024	19:30	62.5	60.3	64.4	41.6
8/10/2024	19:35	57.4		61.3	41.5
8/10/2024	19:40	62.3		62.7	41.0
8/10/2024	19:45	59.1		60.4	40.4
8/10/2024	19:50	60.4		63.9	40.7
8/10/2024	19:55	57.1		60.2	38.8
8/10/2024	20:00	62.8	58.8	64.3	40.0
8/10/2024	20:05	58.5		62.1	40.6
8/10/2024	20:10	57.1		60.1	39.5
8/10/2024	20:15	49.6		51.2	38.7
8/10/2024	20:20	54.5		58.3	38.8
8/10/2024	20:25	60.1		62.9	39.3
8/10/2024	20:30	66.8	63.2	69.5	45.1
8/10/2024	20:35	64.3		65.8	39.7
8/10/2024	20:40	58.9		60.9	37.9
8/10/2024	20:45	62.3		63.7	38.5
8/10/2024	20:50	61.9		65.0	39.3
8/10/2024	20:55	60.4		61.0	39.5
8/10/2024	21:00	58.0	58.5	60.9	40.1
8/10/2024	21:05	55.1		58.2	40.6
8/10/2024	21:10	64.0		64.9	42.5
8/10/2024	21:15	56.5		59.5	45.8
8/10/2024	21:20	50.9		51.3	40.8
8/10/2024	21:25	54.1		54.2	38.9
8/10/2024	21:30	54.3	56.0	55.4	37.8
8/10/2024	21:35	47.4		53.4	38.2
8/10/2024	21:40	50.9		53.9	37.9
8/10/2024	21:45	61.5		64.1	39.2
8/10/2024	21:50	57.0		61.6	40.2
8/10/2024	21:55	46.9		48.5	36.9
8/10/2024	22:00	56.6	58.8	57.6	37.1
8/10/2024	22:05	59.8		63.1	38.6
8/10/2024	22:10	58.4		60.4	38.6
8/10/2024	22:15	62.7		64.2	39.2
8/10/2024	22:20	53.2		54.4	38.8
8/10/2024	22:25	56.1		58.2	38.4
8/10/2024	22:30	50.6	57.0	52.1	36.8
8/10/2024	22:35	54.5		57.2	36.4
8/10/2024	22:40	55.9		56.4	37.0
8/10/2024	22:45	62.2		62.5	37.0
8/10/2024	22:50	44.7		50.2	36.8
8/10/2024	22:55	57.3		60.0	38.5

Mean	59.4
Maximum	63.2
Minimum	56.0

Date	Start Time	Leq (5mins)	Leq (30mins)	L10 (5mins)	L90 (5mins)
9/10/2024	19:00	62.1	60.0	65.6	53.5
9/10/2024	19:05	60.9		64.3	51.2
9/10/2024	19:10	58.0		58.8	47.8
9/10/2024	19:15	57.2		58.4	53.1
9/10/2024	19:20	60.9		62.6	55.5
9/10/2024	19:25	58.9		60.9	54.1
9/10/2024	19:30	57.3	58.8	59.0	54.3
9/10/2024	19:35	60.3		62.3	52.9
9/10/2024	19:40	59.0		62.7	50.2
9/10/2024	19:45	55.9		59.0	49.7
9/10/2024	19:50	59.6		59.8	53.8
9/10/2024	19:55	59.3		62.0	52.6
9/10/2024	20:00	61.0	58.7	63.3	54.6
9/10/2024	20:05	58.5		61.4	51.1
9/10/2024	20:10	57.9		59.6	48.8
9/10/2024	20:15	59.2		60.2	48.4
9/10/2024	20:20	59.3		62.6	49.1
9/10/2024	20:25	52.5		56.0	48.6
9/10/2024	20:30	59.7	58.5	64.0	48.8
9/10/2024	20:35	57.3		61.1	49.2
9/10/2024	20:40	60.4		63.5	49.0
9/10/2024	20:45	58.6		61.0	48.2
9/10/2024	20:50	57.3		58.4	48.0
9/10/2024	20:55	56.5		59.3	47.1
9/10/2024	21:00	57.5	57.1	60.9	47.6
9/10/2024	21:05	58.8		63.6	48.6
9/10/2024	21:10	53.6		56.3	47.1
9/10/2024	21:15	57.4		60.9	47.3
9/10/2024	21:20	57.4		60.7	47.6
9/10/2024	21:25	56.2		58.8	47.2
9/10/2024	21:30	55.0	56.5	57.8	47.2
9/10/2024	21:35	59.2		64.1	47.1
9/10/2024	21:40	55.8		58.0	46.0
9/10/2024	21:45	58.0		59.5	46.2
9/10/2024	21:50	55.2		57.5	45.7
9/10/2024	21:55	52.4		56.5	44.6
9/10/2024	22:00	52.6	57.2	53.0	43.6
9/10/2024	22:05	59.6		60.3	45.1
9/10/2024	22:10	58.7		62.6	44.9
9/10/2024	22:15	54.4		55.4	45.5
9/10/2024	22:20	55.9		58.9	45.5
9/10/2024	22:25	58.3		58.8	44.5
9/10/2024	22:30	58.4	57.3	61.9	43.8
9/10/2024	22:35	55.5		56.8	43.7
9/10/2024	22:40	53.9		58.1	42.9
9/10/2024	22:45	60.3		61.0	43.2
9/10/2024	22:50	54.7		56.5	39.4
9/10/2024	22:55	57.4		60.7	38.0

Mean	58.0
Maximum	60.0
Minimum	56.5

Date	Start Time	Leq (5mins)	Leq (30mins)	L10 (5mins)	L90 (5mins)
10/10/2024	19:00	68.3	69.6	71.8	55.1
10/10/2024	19:05	70.7		73.1	61.6
10/10/2024	19:10	69.1		72.8	61.0
10/10/2024	19:15	69.2		72.2	60.3
10/10/2024	19:20	69.1		72.2	62.2
10/10/2024	19:25	70.7		74.2	60.5
10/10/2024	19:30	72.5	71.6	75.9	63.2
10/10/2024	19:35	73.0		76.9	64.2
10/10/2024	19:40	72.0		75.8	63.5
10/10/2024	19:45	69.5		72.6	62.8
10/10/2024	19:50	71.4		75.5	62.0
10/10/2024	19:55	70.3		73.8	62.3
10/10/2024	20:00	71.1	71.7	74.9	61.4
10/10/2024	20:05	71.9		76.4	62.1
10/10/2024	20:10	70.5		73.2	62.4
10/10/2024	20:15	70.0		73.5	61.7
10/10/2024	20:20	72.8		76.1	65.1
10/10/2024	20:25	72.9		77.3	57.3
10/10/2024	20:30	73.0	70.4	76.6	64.2
10/10/2024	20:35	70.9		75.0	59.6
10/10/2024	20:40	69.0		73.1	60.8
10/10/2024	20:45	70.0		73.7	59.3
10/10/2024	20:50	70.0		73.8	58.8
10/10/2024	20:55	67.8		70.7	58.2
10/10/2024	21:00	64.5	67.4	68.5	56.6
10/10/2024	21:05	67.4		71.4	58.0
10/10/2024	21:10	70.8		71.4	59.7
10/10/2024	21:15	64.8		68.5	53.7
10/10/2024	21:20	67.1		71.1	54.6
10/10/2024	21:25	66.6		69.9	54.4
10/10/2024	21:30	65.0	67.5	67.6	54.6
10/10/2024	21:35	63.6		67.2	53.3
10/10/2024	21:40	67.8		71.7	55.3
10/10/2024	21:45	67.1		70.7	54.4
10/10/2024	21:50	69.0		72.4	57.9
10/10/2024	21:55	69.7		73.5	59.4
10/10/2024	22:00	65.9	66.3	69.2	55.4
10/10/2024	22:05	64.7		67.5	54.0
10/10/2024	22:10	66.6		70.2	52.9
10/10/2024	22:15	62.5		64.9	53.3
10/10/2024	22:20	65.4		68.2	52.7
10/10/2024	22:25	69.6		73.0	52.3
10/10/2024	22:30	68.0	64.2	71.8	52.1
10/10/2024	22:35	63.3		67.9	52.9
10/10/2024	22:40	64.2		68.0	52.2
10/10/2024	22:45	62.5		65.7	51.3
10/10/2024	22:50	63.5		64.7	51.0
10/10/2024	22:55	59.2		60.7	49.9

Mean	68.6
Maximum	71.7
Minimum	64.2

Station: CM30

Date	Start Time	Leq (5mins)	Leq (30mins)	L10 (5mins)	L90 (5mins)
11/10/2024	19:00	43.0		45.4	40.8
11/10/2024	19:05	53.8		55.4	41.7
11/10/2024	19:10	47.5	56.2	51.2	40.5
11/10/2024	19:15	42.0		44.1	40.3
11/10/2024	19:20	48.2		49.2	40.8
11/10/2024	19:25	63.2		65.7	42.1
11/10/2024	19:30	43.0		45.0	40.9
11/10/2024	19:35	41.8		44.6	40.1
11/10/2024	19:40	42.0	55.9	43.9	40.5
11/10/2024	19:45	63.5		67.2	40.9
11/10/2024	19:50	43.4		45.2	41.3
11/10/2024	19:55	43.4		45.5	41.3
11/10/2024	20:00	53.9		56.5	41.3
11/10/2024	20:05	58.0		62.8	41.2
11/10/2024	20:10	44.5	53.9	45.8	38.7
11/10/2024	20:15	54.1		58.3	36.8
11/10/2024	20:20	54.6		55.4	38.5
11/10/2024	20:25	40.1		43.9	36.5
11/10/2024	20:30	39.7		43.3	37.0
11/10/2024	20:35	54.9		58.2	38.5
11/10/2024	20:40	66.6	60.1	69.2	39.9
11/10/2024	20:45	47.8		50.1	40.9
11/10/2024	20:50	57.3		62.4	44.1
11/10/2024	20:55	57.7		59.5	41.7
11/10/2024	21:00	45.6		49.0	40.2
11/10/2024	21:05	45.6		48.1	42.3
11/10/2024	21:10	42.2	45.5	44.4	39.9
11/10/2024	21:15	40.1		42.8	37.7
11/10/2024	21:20	49.8		53.2	37.4
11/10/2024	21:25	42.5		45.5	38.8
11/10/2024	21:30	53.3		59.2	37.9
11/10/2024	21:35	55.7		56.1	37.3
11/10/2024	21:40	54.2	57.8	58.1	38.0
11/10/2024	21:45	64.3		66.7	40.4
11/10/2024	21:50	43.7		47.1	39.9
11/10/2024	21:55	42.1		43.5	39.3
11/10/2024	22:00	41.3		43.7	38.7
11/10/2024	22:05	43.1		44.9	40.4
11/10/2024	22:10	65.5	58.5	67.6	42.7
11/10/2024	22:15	57.8		62.9	40.6
11/10/2024	22:20	41.1		43.7	38.4
11/10/2024	22:25	49.8		59.1	39.5
11/10/2024	22:30	45.3		57.8	37.1
11/10/2024	22:35	46.1		47.3	37.2
11/10/2024	22:40	52.9	51.1	57.2	36.0
11/10/2024	22:45	38.7		41.4	35.7
11/10/2024	22:50	56.8		58.5	36.0
11/10/2024	22:55	40.4		43.9	35.6
		Mean	54.9		
		Maximum	60.1		
		Minimum	45.5		

Date	Start Time	Leq (5mins)	Leq (30mins)	L10 (5mins)	L90 (5mins)
12/10/2024	19:00	40.9		43.2	37.9
12/10/2024	19:05	39.4		41.7	37.3
12/10/2024	19:10	39.8	40.5	43.4	37.3
12/10/2024	19:15	41.0		44.1	37.7
12/10/2024	19:20	41.8		44.8	37.7
12/10/2024	19:25	39.5		42.3	37.2
12/10/2024	19:30	39.3		42.3	36.6
12/10/2024	19:35	63.2		68.5	37.6
12/10/2024	19:40	40.5	56.9	42.8	37.6
12/10/2024	19:45	45.0		45.3	38.3
12/10/2024	19:50	49.7		53.0	36.9
12/10/2024	19:55	58.4		61.0	38.2
12/10/2024	20:00	45.2		50.7	38.0
12/10/2024	20:05	53.9		54.7	38.7
12/10/2024	20:10	40.6	58.4	43.3	38.1
12/10/2024	20:15	65.8		66.8	42.2
12/10/2024	20:20	42.5		45.3	38.7
12/10/2024	20:25	41.8		44.4	39.3
12/10/2024	20:30	41.1		43.8	38.5
12/10/2024	20:35	40.3		42.6	38.3
12/10/2024	20:40	40.1	40.8	42.7	37.8
12/10/2024	20:45	41.9		43.8	39.0
12/10/2024	20:50	40.5		43.1	38.2
12/10/2024	20:55	40.4		42.9	37.3
12/10/2024	21:00	40.1		43.1	37.3
12/10/2024	21:05	40.0		43.0	36.7
12/10/2024	21:10	43.7	56.6	46.3	36.7
12/10/2024	21:15	63.3		64.5	38.4
12/10/2024	21:20	41.4		44.2	36.8
12/10/2024	21:25	57.4		60.1	37.2
12/10/2024	21:30	38.8		41.9	35.9
12/10/2024	21:35	39.1		42.9	35.8
12/10/2024	21:40	37.8	38.7	41.1	34.9
12/10/2024	21:45	38.4		41.9	35.0
12/10/2024	21:50	38.9		42.7	35.4
12/10/2024	21:55	38.8		42.6	35.6
12/10/2024	22:00	38.5		41.3	35.7
12/10/2024	22:05	39.6		43.3	36.2
12/10/2024	22:10	39.4	51.7	43.0	35.8
12/10/2024	22:15	38.6		42.3	34.9
12/10/2024	22:20	39.6		43.0	35.1
12/10/2024	22:25	59.3		62.2	35.3
12/10/2024	22:30	44.2		45.4	36.9
12/10/2024	22:35	39.2		42.0	36.5
12/10/2024	22:40	39.8	45.4	42.8	37.3
12/10/2024	22:45	42.0		44.7	36.1
12/10/2024	22:50	48.8		53.9	37.3
12/10/2024	22:55	48.5		53.7	34.9
		Mean	48.6		
		Maximum	58.4		
		Minimum	38.7		

Date	Start Time	Leq (5mins)	Leq (30mins)	L10 (5mins)	L90 (5mins)
13/10/2024	19:00	60.2		63.7	52.7
13/10/2024	19:05	63.5		67.8	52.8
13/10/2024	19:10	59.2	60.8	61.2	52.7
13/10/2024	19:15	63.4		64.4	52.8
13/10/2024	19:20	57.5		60.0	52.7
13/10/2024	19:25	55.4		56.0	52.7
13/10/2024	19:30	55.0		55.7	52.8
13/10/2024	19:35	56.7		57.4	53.0
13/10/2024	19:40	58.1	58.4	58.7	53.0
13/10/2024	19:45	56.3		56.4	52.6
13/10/2024	19:50	63.0		64.5	53.2
13/10/2024	19:55	54.9		56.0	52.9
13/10/2024	20:00	59.2		62.8	53.2
13/10/2024	20:05	57.9		59.3	52.7
13/10/2024	20:10	58.2	57.7	59.5	52.6
13/10/2024	20:15	58.9		59.6	52.5
13/10/2024	20:20	55.0		56.6	52.5
13/10/2024	20:25	54.9		55.1	52.8
13/10/2024	20:30	57.8		57.9	52.8
13/10/2024	20:35	55.5		57.7	43.3
13/10/2024	20:40	56.0	55.5	58.0	39.2
13/10/2024	20:45	54.2		56.1	39.1
13/10/2024	20:50	44.4		49.0	38.5
13/10/2024	20:55	57.0		61.7	39.5
13/10/2024	21:00	47.1		53.9	39.7
13/10/2024	21:05	61.8		62.2	40.9
13/10/2024	21:10	53.8	58.0	58.9	39.6
13/10/2024	21:15	62.4		64.3	42.0
13/10/2024	21:20	51.9		53.8	40.3
13/10/2024	21:25	47.4		50.4	39.9
13/10/2024	21:30	56.0		57.1	39.9
13/10/2024	21:35	54.9		58.8	39.3
13/10/2024	21:40	51.5	56.1	52.4	37.9
13/10/2024	21:45	61.5		63.3	38.3
13/10/2024	21:50	51.6		51.8	38.3
13/10/2024	21:55	43.9		47.2	38.8
13/10/2024	22:00	60.5		61.2	39.8
13/10/2024	22:05	57.7		58.5	39.6
13/10/2024	22:10	51.3	55.7	56.4	38.3
13/10/2024	22:15	54.3		56.0	38.3
13/10/2024	22:20	46.4		53.9	38.0
13/10/2024	22:25	49.6		55.4	39.1
13/10/2024	22:30	46.6		50.4	38.8
13/10/2024	22:35	45.4		49.0	39.0
13/10/2024	22:40	46.9	47.6	53.3	38.4
13/10/2024	22:45	51.6		57.7	38.2
13/10/2024	22:50	44.5		46.6	38.9
13/10/2024	22:55	46.1		50.0	40.0
		Mean	56.2		
		Maximum	60.8		
		Minimum	47.6		

Station: CM30

Date	Start Time	Leq (5mins)	Leq (30mins)	L10 (5mins)	L90 (5mins)
14/10/2024	19:00	54.8	59.4	58.2	38.2
14/10/2024	19:05	58.6		61.2	39.2
14/10/2024	19:10	58.5		62.9	39.5
14/10/2024	19:15	55.7		58.8	37.9
14/10/2024	19:20	58.7		59.8	40.5
14/10/2024	19:25	63.7		65.8	39.6
14/10/2024	19:30	60.3	61.2	62.9	39.8
14/10/2024	19:35	61.1		68.9	39.2
14/10/2024	19:40	60.7		62.5	39.5
14/10/2024	19:45	63.7		64.2	40.2
14/10/2024	19:50	60.1		64.6	38.1
14/10/2024	19:55	59.9		60.5	38.9
14/10/2024	20:00	56.2	55.8	59.1	38.4
14/10/2024	20:05	55.4		57.9	39.4
14/10/2024	20:10	56.0		57.2	38.8
14/10/2024	20:15	58.7		62.6	39.4
14/10/2024	20:20	55.0		56.3	39.4
14/10/2024	20:25	46.9		53.3	37.6
14/10/2024	20:30	53.8	51.8	56.0	37.9
14/10/2024	20:35	39.6		41.3	37.3
14/10/2024	20:40	46.4		48.6	37.4
14/10/2024	20:45	49.4		53.2	37.9
14/10/2024	20:50	48.2		53.7	37.4
14/10/2024	20:55	56.7		57.3	40.2
14/10/2024	21:00	48.2	50.7	48.4	36.9
14/10/2024	21:05	54.5		56.7	36.9
14/10/2024	21:10	46.1		52.1	36.0
14/10/2024	21:15	42.4		47.5	36.4
14/10/2024	21:20	54.4		58.2	37.5
14/10/2024	21:25	44.3		46.9	37.7
14/10/2024	21:30	51.6	57.3	52.6	37.9
14/10/2024	21:35	61.6		63.2	38.6
14/10/2024	21:40	55.3		55.9	37.4
14/10/2024	21:45	58.4		59.9	37.5
14/10/2024	21:50	54.6		54.8	38.2
14/10/2024	21:55	54.7		55.0	37.5
14/10/2024	22:00	59.1	55.3	59.4	37.5
14/10/2024	22:05	54.6		59.2	37.7
14/10/2024	22:10	45.6		52.4	36.9
14/10/2024	22:15	57.8		61.4	37.7
14/10/2024	22:20	48.4		54.3	38.5
14/10/2024	22:25	53.7		68.2	36.9
14/10/2024	22:30	56.2	54.8	56.9	37.3
14/10/2024	22:35	46.4		51.7	37.6
14/10/2024	22:40	45.6		49.9	37.2
14/10/2024	22:45	39.8		45.4	36.0
14/10/2024	22:50	49.4		55.1	37.1
14/10/2024	22:55	60.8		62.3	37.0

Mean	55.8
Maximum	61.2
Minimum	50.7

Date	Start Time	Leq (5mins)	Leq (30mins)	L10 (5mins)	L90 (5mins)
15/10/2024	19:00	60.8	61.9	60.9	41.5
15/10/2024	19:05	60.0		64.5	41.3
15/10/2024	19:10	56.4		58.5	39.6
15/10/2024	19:15	65.2		65.9	41.8
15/10/2024	19:20	62.3		63.9	40.1
15/10/2024	19:25	61.9		65.4	40.8
15/10/2024	19:30	58.0	57.9	60.3	41.2
15/10/2024	19:35	61.3		65.4	41.0
15/10/2024	19:40	59.7		60.8	39.4
15/10/2024	19:45	55.7		57.4	38.8
15/10/2024	19:50	54.4		56.6	37.8
15/10/2024	19:55	50.5		52.6	38.1
15/10/2024	20:00	47.7	58.5	47.8	36.4
15/10/2024	20:05	59.8		62.9	37.2
15/10/2024	20:10	58.5		60.2	38.7
15/10/2024	20:15	60.9		64.4	40.4
15/10/2024	20:20	60.3		63.2	38.6
15/10/2024	20:25	53.3		55.9	40.2
15/10/2024	20:30	54.9	54.9	56.1	39.4
15/10/2024	20:35	46.2		46.3	39.3
15/10/2024	20:40	43.2		50.3	38.3
15/10/2024	20:45	58.3		60.4	39.1
15/10/2024	20:50	51.2		55.0	38.8
15/10/2024	20:55	58.3		58.7	38.9
15/10/2024	21:00	52.2	56.0	54.8	37.6
15/10/2024	21:05	50.7		54.7	39.3
15/10/2024	21:10	54.3		54.4	40.1
15/10/2024	21:15	61.1		65.3	38.5
15/10/2024	21:20	52.9		60.2	39.1
15/10/2024	21:25	55.8		56.4	38.1
15/10/2024	21:30	60.2	54.9	61.7	40.5
15/10/2024	21:35	48.4		50.4	38.5
15/10/2024	21:40	56.3		59.4	38.6
15/10/2024	21:45	44.6		50.9	36.3
15/10/2024	21:50	45.1		45.6	37.8
15/10/2024	21:55	54.3		61.3	38.5
15/10/2024	22:00	49.1	56.9	53.6	36.5
15/10/2024	22:05	43.7		48.5	36.0
15/10/2024	22:10	52.4		53.5	36.2
15/10/2024	22:15	50.7		50.8	36.1
15/10/2024	22:20	55.1		55.6	49.5
15/10/2024	22:25	63.4		65.5	39.5
15/10/2024	22:30	56.5	53.1	58.2	38.6
15/10/2024	22:35	46.6		52.3	35.7
15/10/2024	22:40	51.9		55.1	36.0
15/10/2024	22:45	52.6		55.1	35.3
15/10/2024	22:50	55.7		56.3	35.0
15/10/2024	22:55	45.5		53.2	35.2

Mean	56.8
Maximum	61.9
Minimum	53.1

Summary of Noise Monitoring Results during 19:00 - 23:00 at CM30	
	Leq (30mins)
Mean	57.1
Maximum	71.7
Minimum	38.7

Station: CM30

Date	Start Time	Leq (5mins)	Leq (30mins)	L10 (5mins)	L90 (5mins)
2/10/2024	23:02	51.4		51.8	44.5
2/10/2024	23:07	49.8		51.7	42.7
2/10/2024	23:12	53.1	51.2	53.6	42.9
2/10/2024	23:17	50.5		56.1	42.3
2/10/2024	23:22	51.7		53.0	43.5
2/10/2024	23:27	49.6		50.2	42.8
2/10/2024	23:32	56.5		58.1	44.3
2/10/2024	23:37	55.2		55.5	43.2
2/10/2024	23:42	57.1	54.1	61.4	40.7
2/10/2024	23:47	45.8		50.6	39.8
2/10/2024	23:52	52.6		54.9	40.3
2/10/2024	23:57	42.0		43.7	40.0
		Mean	52.6		
		Maximum	54.1		
		Minimum	51.2		

Date	Start Time	Leq (5mins)	Leq (30mins)	L10 (5mins)	L90 (5mins)
3/10/2024	0:02	44.9		53.2	39.9
3/10/2024	0:07	50.4		54.9	39.2
3/10/2024	0:12	52.5	50.8	55.9	44.7
3/10/2024	0:17	54.2		57.1	41.3
3/10/2024	0:22	49.2		52.2	39.7
3/10/2024	0:27	47.9		51.7	42.4
3/10/2024	0:32	46.0		48.3	42.9
3/10/2024	0:37	43.5		46.5	40.5
3/10/2024	0:42	63.3	57.2	64.1	44.3
3/10/2024	0:47	52.6		54.0	46.3
3/10/2024	0:52	56.7		63.0	44.0
3/10/2024	0:57	54.5		55.4	47.0
3/10/2024	1:02	54.3		54.6	45.9
3/10/2024	1:07	50.6		51.0	42.6
3/10/2024	1:12	51.9	51.8	55.2	45.8
3/10/2024	1:17	54.3		54.9	43.7
3/10/2024	1:22	44.9		47.5	41.6
3/10/2024	1:27	47.7		50.1	44.6
3/10/2024	1:32	43.7		46.0	41.2
3/10/2024	1:37	46.6		50.9	36.1
3/10/2024	1:42	46.9	58.0	50.7	36.0
3/10/2024	1:47	65.2		67.6	41.3
3/10/2024	1:52	48.7		51.4	39.1
3/10/2024	1:57	54.3		58.4	36.3
3/10/2024	2:02	54.1		56.2	36.9
3/10/2024	2:07	50.5		53.2	36.4
3/10/2024	2:12	47.5	53.4	48.8	36.7
3/10/2024	2:17	51.8		52.9	36.3
3/10/2024	2:22	58.2		63.1	37.4
3/10/2024	2:27	47.9		52.1	36.1
3/10/2024	2:32	61.1		63.9	35.2
3/10/2024	2:37	49.2		53.9	37.2
3/10/2024	2:42	49.5	56.6	54.1	35.4
3/10/2024	2:47	37.6		39.3	35.0
3/10/2024	2:52	60.9		63.6	35.9
3/10/2024	2:57	45.8		51.3	35.3
3/10/2024	3:02	48.2		52.6	35.5
3/10/2024	3:07	58.0		62.4	39.2
3/10/2024	3:12	57.5	54.9	60.4	37.7
3/10/2024	3:17	52.6		55.3	38.1
3/10/2024	3:22	50.6		54.5	36.6
3/10/2024	3:27	54.5		57.3	33.4
3/10/2024	3:32	48.4		53.3	33.5
3/10/2024	3:37	54.2		58.6	35.0
3/10/2024	3:42	63.0	56.2	68.3	38.5
3/10/2024	3:47	52.2		55.5	39.6
3/10/2024	3:52	36.3		38.7	34.4
3/10/2024	3:57	37.3		40.3	34.5
3/10/2024	4:02	57.9		63.0	40.3
3/10/2024	4:07	51.3		54.0	38.1
3/10/2024	4:12	51.4	54.0	56.4	37.8
3/10/2024	4:17	50.3		54.0	34.5
3/10/2024	4:22	50.9		55.1	35.4
3/10/2024	4:27	55.8		60.0	34.6
3/10/2024	4:32	46.0		48.7	34.5
3/10/2024	4:37	39.3		40.0	34.6
3/10/2024	4:42	35.4	44.2	35.8	33.7
3/10/2024	4:47	44.4		48.5	34.0
3/10/2024	4:52	48.7		51.9	33.3
3/10/2024	4:57	34.6		35.5	33.4
3/10/2024	5:02	49.0		54.1	34.3
3/10/2024	5:07	50.8		55.6	34.7
3/10/2024	5:12	52.0	53.3	56.5	33.7
3/10/2024	5:17	51.7		52.9	33.8
3/10/2024	5:22	36.7		38.9	34.1
3/10/2024	5:27	58.9		61.7	35.2
3/10/2024	5:32	55.8		59.4	37.4
3/10/2024	5:37	51.6		56.1	37.6
3/10/2024	5:42	66.6	61.2	68.7	43.1
3/10/2024	5:47	60.3		64.5	44.7
3/10/2024	5:52	54.0		59.6	42.9
3/10/2024	5:57	61.5		65.1	37.4
3/10/2024	6:02	56.1		58.9	38.5
3/10/2024	6:07	60.9		64.7	35.2
3/10/2024	6:12	39.4	57.1	42.6	34.1
3/10/2024	6:17	61.3		63.7	36.4
3/10/2024	6:22	50.2		53.7	35.9
3/10/2024	6:27	34.5		35.8	32.7
3/10/2024	6:32	50.4		53.3	32.4
3/10/2024	6:37	57.7		60.6	35.3
3/10/2024	6:42	63.5	58.3	64.9	36.7
3/10/2024	6:47	47.7		49.7	33.3
3/10/2024	6:52	49.1		53.5	32.9
3/10/2024	6:57	60.1		61.1	37.1

Date	Start Time	Leq (5mins)	Leq (30mins)	L10 (5mins)	L90 (5mins)
4/10/2024	0:02	44.4		45.3	43.6
4/10/2024	0:07	44.1		44.8	43.5
4/10/2024	0:12	43.8	47.8	44.4	42.9
4/10/2024	0:17	53.4		53.8	32.3
4/10/2024	0:22	45.2		48.9	38.2
4/10/2024	0:27	44.7		48.9	38.2
4/10/2024	0:32	61.0		63.8	39.4
4/10/2024	0:37	42.6		44.8	40.8
4/10/2024	0:42	52.3	55.2	56.5	34.1
4/10/2024	0:47	42.1		44.7	39.3
4/10/2024	0:52	55.6		60.1	34.0
4/10/2024	0:57	52.4		58.1	36.4
4/10/2024	1:02	35.3		36.6	32.6
4/10/2024	1:07	48.5		52.2	35.1
4/10/2024	1:12	53.1	49.3	54.3	34.6
4/10/2024	1:17	51.4		56.1	32.0
4/10/2024	1:22	47.8		51.4	31.3
4/10/2024	1:27	44.8		48.2	30.1
4/10/2024	1:32	49.8		55.1	31.9
4/10/2024	1:37	44.5		45.6	43.4
4/10/2024	1:42	51.7	49.7	57.2	32.4
4/10/2024	1:47	44.8		48.6	31.1
4/10/2024	1:52	53.9		57.6	30.8
4/10/2024	1:57	40.7		42.7	36.6
4/10/2024	2:02	51.6		53.4	49.4
4/10/2024	2:07	54.3		55.0	36.4
4/10/2024	2:12	35.4	49.4	36.1	34.7
4/10/2024	2:17	37.0		39.0	35.1
4/10/2024	2:22	48.9		49.2	35.8
4/10/2024	2:27	44.2		45.2	35.5
4/10/2024	2:32	36.7		38.5	35.3
4/10/2024	2:37	38.0		39.8	36.1
4/10/2024	2:42	38.4	53.3	40.4	36.4
4/10/2024	2:47	53.4		57.1	38.3
4/10/2024	2:52	60.1		60.9	37.8
4/10/2024	2:57	39.9		41.1	37.9
4/10/2024	3:02	39.0		40.2	37.9
4/10/2024	3:07	51.8		56.4	38.3
4/10/2024	3:12	52.4	49.6	54.5	39.2
4/10/2024	3:17	39.8		41.3	38.4
4/10/2024	3:22	50.6		52.8	38.2
4/10/2024	3:27	49.5		52.4	38.8
4/10/2024	3:32	39.7		41.0	38.1
4/10/2024	3:37	37.9		39.9	35.4
4/10/2024	3:42	52.1	47.6	54.6	37.7
4/10/2024	3:47	42.1		44.0	39.7
4/10/2024	3:52	50.8		52.4	39.6
4/10/2024	3:57	44.6		49.5	39.7
4/10/2024	4:02	58.4		58.7	43.3
4/10/2024	4:07	52.4		56.9	39.2
4/10/2024	4:12	40.7	52.3	41.9	39.2
4/10/2024	4:17	40.4		41.7	38.8
4/10/2024	4:22	50.8		53.4	38.5
4/10/2024	4:27	39.8		43.8	35.5
4/10/2024	4:32	54.3		56.8	35.3
4/10/2024	4:37	37.0		38.0	35.0
4/10/2024	4:42	35.7	46.8	36.6	34.6
4/10/2024	4:47	34.8		35.2	34.2
4/10/2024	4:52	34.8		35.7	34.2
4/10/2024	4:57	37.3		39.2	35.3
4/10/2024	5:02	39.8		42.0	36.6
4/10/2024	5:07	45.2		50.7	35.8
4/10/2024	5:12	45.0	48.3	52.0	34.7
4/10/2024	5:17	47.7		48.4	46.7
4/10/2024	5:22	53.0		59.7	35.9
4/10/2024	5:27	48.5		49.7	47.6
4/10/2024	5:32	57.1		63.6	36.3
4/10/2024	5:37	66.6		70.8	42.2
4/10/2024	5:42	51.9	60.8	53.8	49.9
4/10/2024	5:47	49.5		51.3	47.6
4/10/2024	5:52	62.7		63.3	39.4
4/10/2024	5:57	48.1		49.3	35.4
4/10/2024	6:02	52.0		56.9	34.6
4/10/2024	6:07	53.1		53.6	36.6
4/10/2024	6:12	37.0	49.9	39.2	34.7
4/10/2024	6:17	49.3		50.5	46.9
4/10/2024	6:22	47.4		48.3	46.5
4/10/2024	6:27	48.8		48.9	47.0
4/10/2024	6:32	50.7		53.8	36.1
4/10/2024	6:37	48.9		50.1	47.4
4/10/2024	6:42	49.6	52.3	50.4	48.6
4/10/2024	6:47	51.2		52.7	49.5
4/10/2024	6:52	57.7		58.8	36.2
4/10/2024	6:57	37.5		39.4	36.1

3/10/2024	23:02	46.3		49.7	32.5
3/10/2024	23:07	61.3		66.2	37.6
3/10/2024	23:12	40.9	54.2	45.4	34.3
3/10/2024	23:17	47.7		49.6	31.2
3/10/2024	23:22	49.7		52.1	32.2
3/10/2024	23:27	36.8		39.1	31.5
3/10/2024	23:32	56.7		61.1	33.3
3/10/2024	23:37	49.3		53.1	33.4
3/10/2024	23:42	49.2	50.9	50.7	30.8
3/10/2024	23:47	45.6		47.8	44.2
3/10/2024	23:52	45.1		46.6	43.9
3/10/2024	23:57	45.5		48.0	43.9
		Mean	54.5		
		Maximum	61.2		
		Minimum	44.2		

4/10/2024	23:02	49.9		51.1	49.1
4/10/2024	23:07	49.6		50.3	48.9
4/10/2024	23:12	49.6	50.3	50.1	49.1
4/10/2024	23:17	50.0		50.7	49.2
4/10/2024	23:22	51.5		52.6	50.5
4/10/2024	23:27	50.6		51.5	49.4
4/10/2024	23:32	51.7		54.2	49.6
4/10/2024	23:37	64.5		66.3	40.9
4/10/2024	23:42	53.3	57.6	56.4	49.5
4/10/2024	23:47	49.8		50.4	49.3
4/10/2024	23:52	50.2		50.9	49.6
4/10/2024	23:57	50.3		51.1	49.6
		Mean	51.3		
		Maximum	60.8		
		Minimum	46.8		

Station: CM30

Date	Start Time	Leq (5mins)	Leq (30mins)	L10 (5mins)	L90 (5mins)
5/10/2024	0:02	45.5	48.9	49.0	37.7
5/10/2024	0:07	42.9		51.6	37.7
5/10/2024	0:12	50.3		51.3	49.6
5/10/2024	0:17	50.5		51.7	49.5
5/10/2024	0:22	49.8		50.7	49.0
5/10/2024	0:27	50.0		50.9	49.2
5/10/2024	0:32	50.2	57.0	51.5	49.4
5/10/2024	0:37	50.1		51.6	49.2
5/10/2024	0:42	50.3		50.9	49.1
5/10/2024	0:47	50.6		52.0	49.2
5/10/2024	0:52	61.8		63.0	38.8
5/10/2024	0:57	60.2		61.3	40.9
5/10/2024	1:02	51.4	50.9	53.2	49.6
5/10/2024	1:07	50.6		52.6	49.3
5/10/2024	1:12	50.2		51.8	49.2
5/10/2024	1:17	51.0		52.1	49.3
5/10/2024	1:22	50.4		51.5	49.5
5/10/2024	1:27	51.8		52.7	50.6
5/10/2024	1:32	51.0	51.1	51.9	49.9
5/10/2024	1:37	48.5		52.8	37.6
5/10/2024	1:42	51.4		52.8	49.9
5/10/2024	1:47	52.9		53.1	50.2
5/10/2024	1:52	50.4		56.1	39.0
5/10/2024	1:57	51.0		51.9	50.3
5/10/2024	2:02	51.1	55.0	51.6	50.5
5/10/2024	2:07	52.8		54.9	50.3
5/10/2024	2:12	45.4		50.7	38.9
5/10/2024	2:17	50.5		50.8	50.3
5/10/2024	2:22	61.1		61.4	50.6
5/10/2024	2:27	51.1		53.8	42.4
5/10/2024	2:32	64.9	57.2	67.0	39.4
5/10/2024	2:37	40.1		41.4	38.5
5/10/2024	2:42	39.3		40.8	38.1
5/10/2024	2:47	39.9		41.1	38.9
5/10/2024	2:52	39.7		41.3	38.6
5/10/2024	2:57	39.3		40.6	38.2
5/10/2024	3:02	43.0	45.9	46.6	38.3
5/10/2024	3:07	38.9		39.9	38.0
5/10/2024	3:12	39.3		40.6	38.2
5/10/2024	3:17	40.7		42.0	39.3
5/10/2024	3:22	39.5		40.6	38.5
5/10/2024	3:27	52.5		53.0	38.2
5/10/2024	3:32	40.4	44.9	42.3	38.8
5/10/2024	3:37	40.4		41.6	38.9
5/10/2024	3:42	51.4		55.7	38.9
5/10/2024	3:47	38.7		39.5	37.9
5/10/2024	3:52	39.2		40.0	38.5
5/10/2024	3:57	40.3		41.4	39.5
5/10/2024	4:02	40.6	47.1	41.6	39.3
5/10/2024	4:07	40.1		40.9	39.2
5/10/2024	4:12	40.0		41.0	38.9
5/10/2024	4:17	54.1		57.9	39.6
5/10/2024	4:22	39.3		40.3	38.0
5/10/2024	4:27	40.1		41.2	38.5
5/10/2024	4:32	52.0	48.7	52.3	39.2
5/10/2024	4:37	42.1		43.8	39.4
5/10/2024	4:42	40.3		41.6	39.2
5/10/2024	4:47	40.1		41.0	38.9
5/10/2024	4:52	53.8		54.6	39.3
5/10/2024	4:57	41.2		42.6	39.5
5/10/2024	5:02	54.3	58.8	56.7	39.1
5/10/2024	5:07	44.2		46.5	40.7
5/10/2024	5:12	65.9		69.3	40.3
5/10/2024	5:17	50.8		51.9	49.7
5/10/2024	5:22	50.5		51.1	50.0
5/10/2024	5:27	50.6		51.4	49.9
5/10/2024	5:32	50.8	52.4	51.3	50.2
5/10/2024	5:37	49.9		50.3	49.6
5/10/2024	5:42	52.4		52.9	50.0
5/10/2024	5:47	52.7		52.8	37.8
5/10/2024	5:52	55.2		56.7	38.3
5/10/2024	5:57	51.5		52.6	42.1
5/10/2024	6:02	46.1	45.5	46.8	45.4
5/10/2024	6:07	45.8		46.3	45.1
5/10/2024	6:12	45.8		46.2	45.3
5/10/2024	6:17	45.6		46.6	43.5
5/10/2024	6:22	44.7		45.8	42.6
5/10/2024	6:27	44.5		45.9	42.5
5/10/2024	6:32	45.0	49.8	45.8	43.0
5/10/2024	6:37	47.5		49.9	45.4
5/10/2024	6:42	54.4		55.2	45.5
5/10/2024	6:47	44.0		45.7	42.4
5/10/2024	6:52	51.0		59.7	42.3
5/10/2024	6:57	47.2		53.4	42.4
5/10/2024	23:02	55.6	56.5	58.3	50.1
5/10/2024	23:07	58.1		58.3	51.7
5/10/2024	23:12	57.2		59.4	51.5
5/10/2024	23:17	58.8		62.4	52.4
5/10/2024	23:22	53.2		55.7	50.4
5/10/2024	23:27	52.3		54.9	43.5
5/10/2024	23:32	55.0	52.6	57.2	44.7
5/10/2024	23:37	47.8		49.7	45.1
5/10/2024	23:42	49.0		51.9	46.1
5/10/2024	23:47	54.9		58.5	46.6
5/10/2024	23:52	53.2		56.6	47.0
5/10/2024	23:57	50.5		51.6	45.3
		Mean	51.4		
		Maximum	58.8		
		Minimum	44.9		

Date	Start Time	Leq (5mins)	Leq (30mins)	L10 (5mins)	L90 (5mins)
6/10/2024	0:02	57.7	52.9	61.0	49.1
6/10/2024	0:07	52.5		56.3	45.6
6/10/2024	0:12	48.7		51.2	44.0
6/10/2024	0:17	48.1		50.9	43.5
6/10/2024	0:22	48.6		51.5	43.7
6/10/2024	0:27	52.7		56.2	45.7
6/10/2024	0:32	51.4	51.7	55.5	46.5
6/10/2024	0:37	55.2		55.5	45.1
6/10/2024	0:42	49.4		53.0	44.2
6/10/2024	0:47	47.6		48.0	45.0
6/10/2024	0:52	52.7		52.9	45.3
6/10/2024	0:57	49.2		52.0	44.8
6/10/2024	1:02	51.4	53.1	54.7	43.2
6/10/2024	1:07	52.3		55.8	42.9
6/10/2024	1:12	50.7		54.4	43.7
6/10/2024	1:17	55.7		59.4	42.2
6/10/2024	1:22	49.0		52.3	43.3
6/10/2024	1:27	55.3		57.7	45.3
6/10/2024	1:32	50.1	52.3	53.2	44.5
6/10/2024	1:37	56.8		62.5	45.5
6/10/2024	1:42	49.1		52.1	41.6
6/10/2024	1:47	50.1		53.6	43.6
6/10/2024	1:52	50.2		54.6	42.7
6/10/2024	1:57	51.6		54.7	44.2
6/10/2024	2:02	50.5	53.2	53.3	44.6
6/10/2024	2:07	54.8		57.5	45.9
6/10/2024	2:12	53.6		56.7	43.9
6/10/2024	2:17	48.5		52.7	41.8
6/10/2024	2:22	56.3		58.6	42.3
6/10/2024	2:27	50.8		52.3	42.4
6/10/2024	2:32	48.5	48.6	51.8	43.2
6/10/2024	2:37	45.1		47.4	41.9
6/10/2024	2:42	50.1		52.8	43.8
6/10/2024	2:47	45.2		47.7	42.0
6/10/2024	2:52	49.1		51.5	42.8
6/10/2024	2:57	50.5		53.2	43.6
6/10/2024	3:02	52.4	51.6	55.2	43.9
6/10/2024	3:07	47.6		51.4	43.4
6/10/2024	3:12	56.5		59.7	47.2
6/10/2024	3:17	49.0		52.1	44.1
6/10/2024	3:22	47.4		52.1	41.9
6/10/2024	3:27	47.9		51.1	42.9
6/10/2024	3:32	54.9	52.7	59.2	46.4
6/10/2024	3:37	53.1		56.7	44.2
6/10/2024	3:42	53.0		54.9	43.5
6/10/2024	3:47	48.4		50.9	45.6
6/10/2024	3:52	51.8		52.1	43.4
6/10/2024	3:57	52.8		57.2	43.4
6/10/2024	4:02	50.9	51.0	52.8	42.2
6/10/2024	4:07	50.8		51.4	45.0
6/10/2024	4:12	53.9		58.5	45.4
6/10/2024	4:17	51.0		54.8	44.9
6/10/2024	4:22	47.2		49.2	44.8
6/10/2024	4:27	49.1		52.1	44.4
6/10/2024	4:32	52.8	55.7	57.3	46.0
6/10/2024	4:37	58.4		61.0	45.3
6/10/2024	4:42	54.1		54.2	45.6
6/10/2024	4:47	52.5		55.9	45.9
6/10/2024	4:52	56.5		60.0	47.4
6/10/2024	4:57	56.8		60.5	47.3
6/10/2024	5:02	54.6	55.9	58.9	43.9
6/10/2024	5:07	53.8		57.7	44.1
6/10/2024	5:12	51.1		55.3	46.1
6/10/2024	5:17	53.8		56.6	46.6
6/10/2024	5:22	57.6		58.8	47.3
6/10/2024	5:27	59.4		62.7	45.9
6/10/2024	5:32	53.8	55.0	56.9	42.7
6/10/2024	5:37	48.8		50.1	42.2
6/10/2024	5:42	52.8		54.5	43.6
6/10/2024	5:47	58.1		61.2	44.6
6/10/2024	5:52	54.9		59.3	48.3
6/10/2024	5:57	56.6		58.9	47.6
6/10/2024	6:02	54.7	57.1	57.9	45.5
6/10/2024	6:07	52.2		56.3	46.0
6/10/2024	6:12	59.8		60.4	48.4
6/10/2024	6:17	60.1		63.3	42.9
6/10/2024	6:22	45.9		48.6	39.8
6/10/2024	6:27	57.8		62.3	47.2
6/10/2024	6:32	57.9	56.8	59.6	46.9
6/10/2024	6:37	53.7		55.8	48.9
6/10/2024	6:42	57.8		61.6	48.7
6/10/2024	6:47	55.1		59.3	46.2
6/10/2024	6:52	53.1		56.9	43.8
6/10/2024	6:57	59.5		63.6	43.7
6/10/2024	23:02	58.7	59.5	62.7	52.2
6/10/2024	23:07	60.7		64.2	49.4
6/10/2024	23:12	48.9		50.3	43.8
6/10/2024	23:17	59.2		62.8	43.8
6/10/2024	23:22	61.6		65.8	51.9
6/10/2024	23:27	60.4		63.8	49.5
6/10/2024	23:32	62.4	60.6	67.4	51.8
6/10/2024	23:37	59.9		63.3	51.4
6/10/2024	23:42	58.3		59.9	50.9
6/10/2024	23:47	58.5		61.5	51.6
6/10/2024	23:52	62.4		66.4	52.7
6/10/2024	23:57	60.5		64.0	51.9
		Mean	54.2		
		Maximum	60.6		
		Minimum	48.6		

Date	Start Time	Leq (5mins)	Leq (30mins)	L10 (5mins)	L90 (5mins)
7/10/2024	0:02	61.6	56.5	64.6	53.5
7/10/2024	0:07	54.4		57.4	48.9
7/10/2024	0:12	54.5		59.2	44.5
7/10/2024	0:17	49.7		52.0	45.5
7/10/2024	0:22	48.7		52.4	43.3
7/10/2024	0:27	57.0		57.2	43.8
7/10/2024	0:32	55.6	54.0	56.3	48.4
7/10/2024	0:37	50.4		52.2	47.5
7/10/2024	0:42	52.4		55.2	49.8
7/10/2024	0:47	52.2		53.3	50.7
7/10/2024	0:52	55.2		55.9	50.3
7/10/2024	0:57	55.7		58.1	51.7
7/10/2024	1:02	60.1	56.4	64.1	51.9
7/10/2024	1:07	55.6		55.8	50.7
7/10/2024	1:12	52.8		53.9	51.4
7/10/2024	1:17	58.3		62.5	51.0
7/10/2024	1:22	53.0		54.0	50.0
7/10/2024	1:27	52.6		55.4	49.9
7/10/2024	1:32	52.5	51.8	53.9	50.1
7/10/2024	1:37	52.4		54.3	51.0
7/10/2024	1:42	52.0		53.3	50.0
7/10/2024	1:47	51.2		53.6	46.5
7/10/2024	1:52	48.6		49.7	46.1
7/10/2024	1:57	52.8		57.8	45.4
7/10/2024	2:02	55.3	51.8	55.8	44.8
7/10/2024	2:07	46.1		47.1	44.8
7/10/2024	2:12	49.4		50.3	44.8
7/10/2024	2:17	49.7		51.4	46.2
7/10/2024	2:22	52.3		55.2	46.9
7/10/2024	2:27	52.3		55.3	42.3
7/10/2024	2:32	48.3	48.4	49.9	41.2
7/10/2024	2:37	47.2		51.5	42.1
7/10/2024	2:42	44.5		45.9	41.7
7/10/2024	2:47	45.1		48.5	40.8
7/10/2024	2:52	51.2		53.9	47.0
7/10/2024	2:57	50.0		50.9	46.6
7/10/2024	3:02	50.9	50.9	55.1	46.0
7/10/2024	3:07	49.8		53.1	45.3
7/10/2024	3:12	49.1		51.6	45.7
7/10/2024	3:17	52.4		55.9	47.6
7/10/2024	3:22	52.7		57.0	43.7
7/10/2024	3:27	49.0		51.5	42.8
7/10/2024	3:32	50.0	52.3	52.9	46.2
7/10/2024	3:37	53.7		57.1	46.1
7/10/2024	3:42	51.8		54.4	46.9
7/10/2024	3:47	53.8		55.1	46.8
7/10/2024	3:52	52.6		54.7	47.9
7/10/2024	3:57	50.5		52.5	47.5
7/10/2024	4:02	53.5	49.5	56.1	48.7
7/10/2024	4:07	48.6		52.7	43.1
7/10/2024	4:12	46.7		48.8	42.6
7/10/2024	4:17	50.9		55.2	42.9
7/10/2024	4:22	44.8		48.4	40.7
7/10/2024	4:27	45.2		48.1	41.5
7/10/2024	4:32	53.0	51.9	58.5	39.8
7/10/2024	4:37	44.8		45.0	39.9
7/10/2024	4:42	57.5		61.7	40.4
7/10/2024	4:47	46.5		50.1	41.3
7/10/2024	4:52	45.5		48.6	40.3
7/10/2024	4:57	47.1		49.5	41.1
7/10/2024	5:02	43.6	49.8	45.9	40.7
7/10/2024	5:07	55.8		59.4	41.2
7/10/2024	5:12	49.3		53.4	42.1
7/10/2024	5:17	42.2		43.1	41.0
7/10/2024	5:22	46.0		49.6	40.8
7/10/2024	5:27	45.4		48.7	41.1
7/10/2024	5:32	43.4	53.2	46.5	39.6
7/10/2024	5:37	55.3		60.6	42.4
7/10/2024	5:42	55.3		59.9	42.6
7/10/2024	5:47	49.0		52.5	43.8
7/10/2024	5:52	52.5		56.0	43.1
7/10/2024	5:57	54.8		60.4	44.4
7/10/2024	6:02	45.5	51.0	47.3	43.3
7/10/2024	6:07	49.7		52.0	44.0
7/10/2024	6:12	50.5		55.3	42.1
7/10/2024	6:17	50.1		53.1	42.0
7/10/2024	6:22	55.9		59.4	46.7
7/10/2024	6:27	44.3		45.3	43.0
7/10/2024	6:32	57.6	54.6	62.4	49.1
7/10/2024	6:37	56.7		57.4	43.9
7/10/2024	6:42	46.1		47.2	44.8
7/10/2024	6:47	55.2		58.4	44.9
7/10/2024	6:52	51.6		55.1	45.8
7/10/2024	6:57	52.2		55.0	45.0
7/10/2024	23:02	43.6	53.5	44.2	41.1
7/10/2024	23:07	57.5		58.4	45.7
7/10/2024	23:12	48.5		53.3	42.2
7/10/2024	23:17	53.0		56.1	42.0
7/10/2024	23:22	55.9		56.9	45.3
7/10/2024	23:27	50.1		54.8	44.4
7/10/2024	23:32	53.8	51.8	56.9	41.9
7/10/2024	23:37	39.7		42.0	36.4
7/10/2024	23:42	55.6		59.9	42.9
7/10/2024	23:47	51.3		51.7	42.1
7/10/2024	23:52	46.1		50.5	42.2
7/10/2024	23:57	51.1		55.6	41.4
		Mean	52.3		
		Maximum	56.5		
		Minimum	48.4		

Station: CM30

Date	Start Time	Leq (5mins)	Leq (30mins)	L10 (5mins)	L90 (5mins)
8/10/2024	0:02	43.7	51.8	43.9	40.9
8/10/2024	0:07	55.0		57.5	44.4
8/10/2024	0:12	46.3		48.5	42.4
8/10/2024	0:17	47.9		52.8	39.0
8/10/2024	0:22	49.2		52.5	41.2
8/10/2024	0:27	55.9		60.0	41.8
8/10/2024	0:32	53.4	50.0	58.2	42.9
8/10/2024	0:37	39.9		44.0	39.8
8/10/2024	0:42	47.8		53.0	40.8
8/10/2024	0:47	47.8		51.1	44.4
8/10/2024	0:52	42.3		44.8	40.3
8/10/2024	0:57	53.8		55.4	43.1
8/10/2024	1:02	42.0	53.8	46.0	39.9
8/10/2024	1:07	48.4		50.0	39.4
8/10/2024	1:12	58.8		60.4	41.9
8/10/2024	1:17	52.4		54.2	50.1
8/10/2024	1:22	56.1		57.2	45.8
8/10/2024	1:27	42.8		46.0	39.4
8/10/2024	1:32	48.3	47.8	49.0	42.4
8/10/2024	1:37	49.2		51.2	39.7
8/10/2024	1:42	45.5		47.3	40.7
8/10/2024	1:47	49.7		55.5	39.9
8/10/2024	1:52	46.2		48.2	38.5
8/10/2024	1:57	46.4		49.9	39.9
8/10/2024	2:02	52.2	53.0	57.1	40.0
8/10/2024	2:07	52.7		56.9	41.5
8/10/2024	2:12	57.1		57.4	41.7
8/10/2024	2:17	48.6		53.7	40.1
8/10/2024	2:22	53.9		57.2	43.7
8/10/2024	2:27	43.8		49.2	39.5
8/10/2024	2:32	41.3	49.1	44.9	37.7
8/10/2024	2:37	45.5		51.1	39.2
8/10/2024	2:42	43.9		46.5	37.5
8/10/2024	2:47	53.1		56.8	37.5
8/10/2024	2:52	50.3		53.8	41.5
8/10/2024	2:57	49.9		51.6	42.8
8/10/2024	3:02	64.0	57.8	64.1	43.3
8/10/2024	3:07	57.5		57.7	39.7
8/10/2024	3:12	47.2		50.5	41.1
8/10/2024	3:17	42.3		44.6	39.4
8/10/2024	3:22	56.4		57.0	39.1
8/10/2024	3:27	42.1		45.3	39.2
8/10/2024	3:32	49.5	50.3	53.5	41.3
8/10/2024	3:37	43.2		45.4	40.4
8/10/2024	3:42	48.6		52.2	42.7
8/10/2024	3:47	48.9		54.3	39.3
8/10/2024	3:52	44.2		46.5	41.1
8/10/2024	3:57	55.5		57.4	41.3
8/10/2024	4:02	46.0	54.7	49.7	40.8
8/10/2024	4:07	55.7		60.4	38.6
8/10/2024	4:12	53.1		56.2	40.9
8/10/2024	4:17	54.1		55.2	40.2
8/10/2024	4:22	41.6		43.5	39.8
8/10/2024	4:27	59.4		63.0	42.9
8/10/2024	4:32	42.3	55.8	44.5	40.4
8/10/2024	4:37	59.9		62.7	40.8
8/10/2024	4:42	55.5		59.6	39.2
8/10/2024	4:47	59.2		59.6	45.1
8/10/2024	4:52	45.7		50.4	36.6
8/10/2024	4:57	46.4		48.9	42.8
8/10/2024	5:02	53.0	57.0	53.3	43.2
8/10/2024	5:07	45.7		47.2	43.4
8/10/2024	5:12	51.8		52.7	39.8
8/10/2024	5:17	58.9		60.9	40.1
8/10/2024	5:22	62.6		69.5	44.0
8/10/2024	5:27	43.7		45.4	42.2
8/10/2024	5:32	58.6	64.9	62.1	43.8
8/10/2024	5:37	68.4		72.0	53.6
8/10/2024	5:42	66.2		66.5	47.0
8/10/2024	5:47	57.8		60.8	42.9
8/10/2024	5:52	67.4		67.9	44.5
8/10/2024	5:57	57.4		61.7	43.5
8/10/2024	6:02	45.1	63.0	46.9	42.2
8/10/2024	6:07	65.1		67.8	46.8
8/10/2024	6:12	54.4		55.5	46.1
8/10/2024	6:17	66.9		69.9	49.1
8/10/2024	6:22	63.3		65.9	42.4
8/10/2024	6:27	61.0		63.1	42.1
8/10/2024	6:32	57.7	62.1	62.6	42.2
8/10/2024	6:37	53.1		54.7	41.7
8/10/2024	6:42	64.1		68.4	46.7
8/10/2024	6:47	59.9		60.5	42.8
8/10/2024	6:52	64.2		69.2	44.6
8/10/2024	6:57	64.3		64.8	44.8

Date	Start Time	Leq (5mins)	Leq (30mins)	L10 (5mins)	L90 (5mins)
9/10/2024	0:00	41.7	49.9	46.3	35.9
9/10/2024	0:05	47.7		49.8	38.4
9/10/2024	0:10	47.5		50.6	38.3
9/10/2024	0:15	55.8		59.5	37.6
9/10/2024	0:20	46.4		49.8	37.2
9/10/2024	0:25	44.3		51.0	37.8
9/10/2024	0:30	60.2	58.5	61.2	38.2
9/10/2024	0:35	59.1		62.9	36.0
9/10/2024	0:40	58.4		61.2	37.4
9/10/2024	0:45	48.4		51.4	38.8
9/10/2024	0:50	60.4		60.5	37.7
9/10/2024	0:55	56.9		57.1	36.7
9/10/2024	1:00	46.0	53.9	52.1	36.0
9/10/2024	1:05	36.5		37.4	35.4
9/10/2024	1:10	55.0		63.3	36.4
9/10/2024	1:15	54.2		56.3	38.0
9/10/2024	1:20	56.3		58.1	38.3
9/10/2024	1:25	56.4		57.3	36.2
9/10/2024	1:30	55.3	49.3	58.6	36.2
9/10/2024	1:35	43.1		48.7	35.1
9/10/2024	1:40	40.2		44.5	35.4
9/10/2024	1:45	47.8		55.9	36.6
9/10/2024	1:50	47.0		50.5	38.0
9/10/2024	1:55	45.2		47.5	38.2
9/10/2024	2:00	45.7	46.7	49.6	36.8
9/10/2024	2:05	50.9		54.0	39.4
9/10/2024	2:10	46.2		50.2	35.8
9/10/2024	2:15	35.7		36.8	34.3
9/10/2024	2:20	42.0		48.7	35.1
9/10/2024	2:25	47.7		55.6	35.4
9/10/2024	2:30	59.4	52.2	62.1	36.4
9/10/2024	2:35	48.5		52.9	34.9
9/10/2024	2:40	38.8		45.2	34.9
9/10/2024	2:45	41.2		51.9	36.2
9/10/2024	2:50	42.9		45.5	36.4
9/10/2024	2:55	39.8		46.3	35.6
9/10/2024	3:00	45.4	42.5	47.1	36.2
9/10/2024	3:05	38.3		40.4	35.6
9/10/2024	3:10	39.9		44.4	35.8
9/10/2024	3:15	44.0		44.6	36.8
9/10/2024	3:20	41.6		41.7	35.7
9/10/2024	3:25	41.7		56.6	36.5
9/10/2024	3:30	54.4	50.5	57.9	35.4
9/10/2024	3:35	54.9		56.0	35.8
9/10/2024	3:40	40.4		47.4	36.5
9/10/2024	3:45	44.9		51.4	37.3
9/10/2024	3:50	41.0		49.0	36.1
9/10/2024	3:55	44.6		52.4	35.6
9/10/2024	4:00	35.6	40.5	36.7	34.6
9/10/2024	4:05	43.5		52.8	35.2
9/10/2024	4:10	39.0		41.2	36.2
9/10/2024	4:15	36.6		37.5	35.3
9/10/2024	4:20	36.8		37.9	35.0
9/10/2024	4:25	43.7		51.4	36.2
9/10/2024	4:30	41.1	43.4	50.2	36.5
9/10/2024	4:35	38.3		40.1	36.3
9/10/2024	4:40	49.4		53.9	37.6
9/10/2024	4:45	40.0		41.9	37.4
9/10/2024	4:50	37.9		39.4	36.4
9/10/2024	4:55	39.1		49.0	35.8
9/10/2024	5:00	39.1	41.3	40.9	36.0
9/10/2024	5:05	39.9		41.1	38.8
9/10/2024	5:10	38.9		40.0	38.1
9/10/2024	5:15	39.3		40.6	38.2
9/10/2024	5:20	45.1		54.8	37.9
9/10/2024	5:25	41.6		53.2	38.2
9/10/2024	5:30	38.6	39.5	39.5	37.8
9/10/2024	5:35	38.3		39.0	37.5
9/10/2024	5:40	40.5		47.4	37.8
9/10/2024	5:45	38.5		39.5	37.7
9/10/2024	5:50	38.1		38.8	37.5
9/10/2024	5:55	41.8		48.9	37.5
9/10/2024	6:00	38.5	47.1	39.3	37.6
9/10/2024	6:05	48.3		54.4	37.7
9/10/2024	6:10	37.9		38.5	37.4
9/10/2024	6:15	42.5		55.3	37.3
9/10/2024	6:20	53.1		57.0	37.2
9/10/2024	6:25	38.7		40.3	37.3
9/10/2024	6:30	38.0	43.5	38.7	37.3
9/10/2024	6:35	38.5		39.2	37.1
9/10/2024	6:40	38.8		40.3	37.3
9/10/2024	6:45	49.9		62.3	37.4
9/10/2024	6:50	37.9		38.8	37.1
9/10/2024	6:55	39.0		40.5	37.5

Date	Start Time	Leq (5mins)	Leq (30mins)	L10 (5mins)	L90 (5mins)
10/10/2024	0:00	52.0	51.7	55.2	38.4
10/10/2024	0:05	49.7		52.1	39.8
10/10/2024	0:10	47.2		47.9	38.9
10/10/2024	0:15	49.6		53.9	39.9
10/10/2024	0:20	54.7		58.2	48.0
10/10/2024	0:25	53.1		53.9	38.4
10/10/2024	0:30	57.5	54.4	60.1	44.4
10/10/2024	0:35	56.9		59.3	42.1
10/10/2024	0:40	50.0		52.3	44.7
10/10/2024	0:45	52.0		55.1	47.8
10/10/2024	0:50	51.7		52.9	38.5
10/10/2024	0:55	52.5		53.0	39.2
10/10/2024	1:00	47.4	46.7	48.5	38.2
10/10/2024	1:05	46.6		47.2	38.3
10/10/2024	1:10	48.8		52.3	38.4
10/10/2024	1:15	41.6		44.5	39.0
10/10/2024	1:20	45.3		50.3	38.3
10/10/2024	1:25	47.7		48.8	40.0
10/10/2024	1:30	44.0	46.8	47.4	37.6
10/10/2024	1:35	49.5		51.8	38.4
10/10/2024	1:40	45.5		47.6	36.6
10/10/2024	1:45	45.9		49.6	37.0
10/10/2024	1:50	48.2		49.4	38.8
10/10/2024	1:55	45.2		47.0	37.3
10/10/2024	2:00	41.9	46.3	44.8	37.0
10/10/2024	2:05	46.3		47.3	37.0
10/10/2024	2:10	40.9		42.8	36.3
10/10/2024	2:15	50.3		54.7	37.8
10/10/2024	2:20	46.7		48.6	37.9
10/10/2024	2:25	45.2		47.7	38.0
10/10/2024	2:30	52.3	48.9	55.6	40.1
10/10/2024	2:35	46.1		48.7	39.3
10/10/2024	2:40	50.4		52.1	38.4
10/10/2024	2:45	48.0		51.3	38.9
10/10/2024	2:50	47.2		49.4	38.9
10/10/2024	2:55	44.1		46.4	39.8
10/10/2024	3:00	46.8	45.2	48.0	38.5
10/10/2024	3:05	47.7		52.7	42.3
10/10/2024	3:10	42.8		47.0	39.6
10/10/2024	3:15	44.9		50.0	38.3
10/10/2024	3:20	43.5		47.0	37.6
10/10/2024	3:25	42.8		43.1	36.5
10/10/2024	3:30	45.5	47.6	49.6	36.5
10/10/2024	3:35	43.0		47.1	36.1
10/10/2024	3:40	53.5		57.4	39.6
10/10/2024	3:45	37.9		44.5	34.8
10/10/2024	3:50	46.9		50.4	35.9
10/10/2024	3:55	39.5		40.2	35.6
10/10/2024	4:00	48.6	44.7	50.9	37.7
10/10/2024	4:05	43.7		45.8	37.9
10/10/2024	4:10	41.6		44.1	35.6
10/10/2024	4:15	39.8		41.2	35.6
10/10/2024	4:20	46.1		48.4	36.2
10/10/2024	4:25	42.5		43.2	35.4
10/10/2024	4:30	45.8	44.6	47.3	35.6
10/10/2024	4:35	42.9		45.6	36.1
10/10/2024	4:40	49.3		51.0	36.7
10/10/2024	4:45	38.2		41.6	34.4
10/10/2024	4:50	38.3		40.7	34.6
10/10/2024	4:55	42.2		42.4	33.9
10/10/2024	5:00	42.6	43.2	45.4	34.8
10/10/2024	5:05	45.8		49.4	35.2
10/10/2024	5:10	34.8		37.3	34.4
10/10/2024	5:15	45.1		47.2	34.9
10/10/2024	5:20	37.6		39.9	35.4
10/10/2024	5:25	44.5		47.4	35.4
10/10/2024	5:30	47.4	49.2	47.8	38.4
10/10/2024	5:35	49.8		52.5	39.0
10/10/2024	5:40	49.7		51.0	38.5
10/10/2024	5:45	42.5		46.3	39.1
10/10/2024	5:50	44.7		47.8	37.8
10/10/2024	5:55	53.1		55.5	39.0
10/10/2024	6:00	40.2	46.7	47.6	37.9
10/10/2024	6:05	40.9		42.9	37.5
10/10/2024	6:10	45.7		50.2	36.8
10/10/2024	6:15	51.5		56.4	41.4
10/10/2024	6:20	42.0		45.1	40.6
10/10/2024	6:25	48.2		52.4	40.6
10/10/2024	6:30	45.8	48.1	52.6	40.9
10/10/2024	6:35	49.2		51.0	39.0
10/10/2024	6:40	42.1		48.9	37.0
10/10/2024	6:45	46.8		56.8	41.5
10/10/2024	6:50	44.0		46.9	38.7
10/10/2024	6:55	52.4		53.7	37.5

8/10/2024	23:00	52.0	54.9	60.3	37.3
8/10/2024	23:05	59.0		62.8	39.4
8/10/2024	23:10	56.4		58.0	36.9
8/10/2024	23:15	50.8		52.5	37.0
8/10/2024	23:20	42.2		48.5	36.3
8/10/2024	23:25	55.4		59.6	36.0
8/10/2024	23:30	47.1	56.1	52.4	35.9
8/10/2024	23:35	61.1		62.1	36.5
8/10/2024	23:40	40.4		46.5	35.7
8/10/2024	23:45	57.7		60.9	36.0
8/10/2024	23:50	50.3		54.7	36.6
8/10/2024	23:55	55.9		58.4	36.9
		Mean	55.1		
		Maximum	64.9		
		Minimum	47.8		

9/10/2024	23:00	57.3	56.8	61.2	38.1
9/10/2024	23:05	58.0		60.9	40.5
9/10/2024	23:10	57.3		61.4	42.2
9/10/2024	23:15	57.1		58.2	43.8
9/10/2024	23:20	54.3		56.9	42.6
9/10/2024	23:25	55.8		58.6	42.2
9/10/2024	23:30	57.4	55.5	61.2	47.0
9/10/2024	23:35	57.2		58.2	45.6
9/10/2024	23:40	56.1		58.5	47.3
9/10/2024	23:45	53.3		55.1	40.8
9/10/2024	23:50	52.0		53.7	40.4
9/10/2024	23:55	54.1		57.8	41.0
		Mean	48.2		
		Maximum	58.5		
		Minimum	39.5		

10/10/2024	23:00	60.0	61.9	64.6	48.3
10/10/2024	23:05	62.0		64.5	49.6
10/10/2024	23:10	61.0		63.4	48.5
10/10/2024	23:15	64.4		67.4	49.2
10/10/2024	23:20	61.0		65.4	49.2
10/10/2024	23:25	61.7		62.9	49.5
10/10/2024	23:30	60.2	58.1	63.3	49.0
10/10/2024	23:35	56.1		57.9	47.5
10/10/2024	23:40	57.9		60.7	46.2
10/10/2024	23:45	57.2		59.7	48.2
10/10/2024	23:50	57.2		59.0	46.7
10/10/2024	23:55	58.9		60.7	48.0
		Mean	49.0		
		Maximum	61.9		
		Minimum	43.2		

Station: CM30

Date	Start Time	Leq (5mins)	Leq (30mins)	L10 (5mins)	L90 (5mins)
11/10/2024	0:00	53.6	52.8	54.9	45.7
11/10/2024	0:09	51.3		55.4	49.4
11/10/2024	0:14	51.9		55.0	49.8
11/10/2024	0:19	53.3		53.4	50.3
11/10/2024	0:24	53.5		53.7	50.0
11/10/2024	0:29	52.5		53.0	50.0
11/10/2024	0:34	52.2	53.2	55.2	48.7
11/10/2024	0:39	54.1		55.5	50.3
11/10/2024	0:44	55.5		58.4	51.5
11/10/2024	0:49	51.9		54.9	49.0
11/10/2024	0:54	52.5		52.9	50.2
11/10/2024	0:59	51.6		54.4	48.9
11/10/2024	1:04	52.6	52.3	55.0	49.7
11/10/2024	1:09	52.2		56.5	49.8
11/10/2024	1:14	52.1		54.4	49.0
11/10/2024	1:19	52.1		55.6	49.4
11/10/2024	1:24	52.7		53.4	49.9
11/10/2024	1:29	51.9		54.2	49.3
11/10/2024	1:34	52.5	52.4	52.9	49.0
11/10/2024	1:39	52.8		55.5	50.7
11/10/2024	1:44	51.8		54.1	49.5
11/10/2024	1:49	53.5		53.7	50.5
11/10/2024	1:54	52.0		54.4	50.8
11/10/2024	1:59	51.4		55.3	49.2
11/10/2024	2:04	52.5	52.8	55.5	49.8
11/10/2024	2:09	53.2		55.6	50.0
11/10/2024	2:14	52.7		54.4	50.1
11/10/2024	2:19	52.9		53.1	49.7
11/10/2024	2:24	53.3		55.4	49.4
11/10/2024	2:29	52.3		54.6	50.5
11/10/2024	2:34	52.5	52.6	55.2	50.3
11/10/2024	2:39	53.0		56.9	50.7
11/10/2024	2:44	51.6		54.8	49.8
11/10/2024	2:49	52.1		53.5	49.1
11/10/2024	2:54	52.9		54.7	49.3
11/10/2024	2:59	53.1		54.1	50.5
11/10/2024	3:04	52.4	52.1	54.6	49.1
11/10/2024	3:09	52.8		54.3	48.8
11/10/2024	3:14	51.1		54.8	49.0
11/10/2024	3:19	51.6		53.6	49.0
11/10/2024	3:24	52.6		53.9	49.2
11/10/2024	3:29	51.9		54.6	49.3
11/10/2024	3:34	51.8	52.0	54.4	49.9
11/10/2024	3:39	51.1		53.7	48.7
11/10/2024	3:44	51.4		52.6	49.7
11/10/2024	3:49	52.7		54.0	48.3
11/10/2024	3:54	52.3		52.7	49.7
11/10/2024	3:59	52.2		54.0	49.4
11/10/2024	4:04	52.3	51.9	54.1	49.1
11/10/2024	4:09	50.7		53.8	49.0
11/10/2024	4:14	52.9		55.0	50.1
11/10/2024	4:19	52.5		52.6	49.2
11/10/2024	4:24	51.0		54.7	49.6
11/10/2024	4:29	51.3		55.0	48.7
11/10/2024	4:34	52.3	52.0	53.3	50.0
11/10/2024	4:39	51.1		53.9	50.3
11/10/2024	4:44	53.0		54.3	50.4
11/10/2024	4:49	50.5		53.1	49.6
11/10/2024	4:54	52.1		52.7	49.3
11/10/2024	4:59	52.6		53.4	49.3
11/10/2024	5:04	51.8	52.0	52.8	49.8
11/10/2024	5:09	52.8		53.4	49.9
11/10/2024	5:14	51.7		53.4	49.8
11/10/2024	5:19	52.9		54.0	49.4
11/10/2024	5:24	51.8		53.5	50.1
11/10/2024	5:29	50.7		54.6	50.3
11/10/2024	5:34	51.3	51.9	53.8	50.3
11/10/2024	5:39	52.5		54.9	50.5
11/10/2024	5:44	51.3		52.7	49.4
11/10/2024	5:49	51.6		55.0	50.3
11/10/2024	5:54	51.5		53.3	50.5
11/10/2024	5:59	52.9		55.1	50.7
11/10/2024	6:04	52.5	52.7	55.8	50.7
11/10/2024	6:09	52.6		55.6	49.5
11/10/2024	6:14	53.1		55.7	50.8
11/10/2024	6:19	52.5		54.0	50.3
11/10/2024	6:24	53.0		53.9	48.9
11/10/2024	6:29	52.7		54.8	49.4
11/10/2024	6:34	53.7	52.3	55.1	49.8
11/10/2024	6:39	53.4		54.6	49.8
11/10/2024	6:44	51.7		53.7	50.6
11/10/2024	6:49	50.8		53.9	49.1
11/10/2024	6:54	51.9		54.2	48.8
11/10/2024	6:59	51.4		54.1	48.9

11/10/2024	23:00	44.2	52.6	44.3	36.1
11/10/2024	23:05	59.2		64.4	36.1
11/10/2024	23:10	43.1		45.2	36.3
11/10/2024	23:15	39.2		41.5	36.2
11/10/2024	23:20	38.4		41.8	35.4
11/10/2024	23:25	53.0		58.3	35.9
11/10/2024	23:30	38.9	46.0	42.6	36.2
11/10/2024	23:35	38.2		41.4	35.6
11/10/2024	23:40	38.7		42.5	35.3
11/10/2024	23:45	50.5		53.1	37.4
11/10/2024	23:50	49.9		53.1	36.3
11/10/2024	23:55	39.0		42.9	35.6
		Mean	52.0		
		Maximum	53.2		
		Minimum	46.0		

Date	Start Time	Leq (5mins)	Leq (30mins)	L10 (5mins)	L90 (5mins)
12/10/2024	0:00	39.4	52.0	42.0	36.4
12/10/2024	0:05	39.0		42.4	35.8
12/10/2024	0:10	54.8		56.9	36.6
12/10/2024	0:15	41.1		44.2	37.0
12/10/2024	0:20	41.0		43.5	37.7
12/10/2024	0:25	57.9		62.1	36.1
12/10/2024	0:30	54.2	56.8	56.3	36.3
12/10/2024	0:35	60.3		63.5	38.2
12/10/2024	0:40	61.1		66.4	38.5
12/10/2024	0:45	39.7		42.3	37.3
12/10/2024	0:50	40.1		43.1	37.0
12/10/2024	0:55	53.3		56.8	37.2
12/10/2024	1:00	40.3	44.8	43.9	36.8
12/10/2024	1:05	39.8		43.8	35.9
12/10/2024	1:10	39.2		42.3	36.2
12/10/2024	1:15	51.3		55.0	36.9
12/10/2024	1:20	40.2		44.0	36.8
12/10/2024	1:25	39.1		42.1	36.3
12/10/2024	1:30	40.2	54.8	43.4	37.3
12/10/2024	1:35	58.6		63.1	37.8
12/10/2024	1:40	54.5		55.2	38.4
12/10/2024	1:45	44.6		47.4	37.0
12/10/2024	1:50	58.8		63.8	36.2
12/10/2024	1:55	39.3		41.6	36.6
12/10/2024	2:00	58.9	54.4	63.5	39.2
12/10/2024	2:05	39.9		43.3	36.5
12/10/2024	2:10	39.8		43.4	36.0
12/10/2024	2:15	53.9		55.0	37.2
12/10/2024	2:20	57.7		58.1	37.0
12/10/2024	2:25	38.9		42.6	36.0
12/10/2024	2:30	39.3	51.4	42.8	36.3
12/10/2024	2:35	39.6		42.6	36.6
12/10/2024	2:40	57.6		61.3	36.3
12/10/2024	2:45	50.1		55.6	35.8
12/10/2024	2:50	50.8		54.0	36.8
12/10/2024	2:55	41.7		44.5	36.6
12/10/2024	3:00	56.1	52.0	61.0	36.2
12/10/2024	3:05	41.0		44.0	35.3
12/10/2024	3:10	39.4		43.0	35.6
12/10/2024	3:15	39.3		43.1	36.2
12/10/2024	3:20	39.7		44.0	36.0
12/10/2024	3:25	57.0		60.7	36.0
12/10/2024	3:30	38.7	48.0	41.6	36.1
12/10/2024	3:35	53.5		54.3	36.6
12/10/2024	3:40	50.7		55.6	37.2
12/10/2024	3:45	38.9		41.6	36.6
12/10/2024	3:50	39.4		42.3	36.5
12/10/2024	3:55	39.8		43.2	37.1
12/10/2024	4:00	55.3	49.3	56.5	37.9
12/10/2024	4:05	41.7		44.2	37.2
12/10/2024	4:10	51.0		56.0	37.8
12/10/2024	4:15	39.9		43.2	36.1
12/10/2024	4:20	39.4		42.3	36.1
12/10/2024	4:25	42.3		44.0	36.5
12/10/2024	4:30	40.7	45.2	44.1	36.9
12/10/2024	4:35	39.6		42.4	37.1
12/10/2024	4:40	39.5		43.2	36.5
12/10/2024	4:45	39.2		42.5	36.1
12/10/2024	4:50	39.2		43.1	36.2
12/10/2024	4:55	51.8		53.8	35.8
12/10/2024	5:00	39.3	54.1	42.7	36.5
12/10/2024	5:05	55.0		57.6	36.8
12/10/2024	5:10	38.7		42.6	35.9
12/10/2024	5:15	48.8		52.4	36.7
12/10/2024	5:20	60.5		61.9	40.9
12/10/2024	5:25	40.9		43.6	38.2
12/10/2024	5:30	40.0	50.2	43.3	36.6
12/10/2024	5:35	57.6		59.5	36.2
12/10/2024	5:40	39.8		43.2	36.3
12/10/2024	5:45	38.7		42.1	35.7
12/10/2024	5:50	39.6		43.5	36.5
12/10/2024	5:55	40.0		43.9	36.8
12/10/2024	6:00	39.5	39.3	42.5	36.5
12/10/2024	6:05	39.1		42.0	36.6
12/10/2024	6:10	39.1		42.2	36.0
12/10/2024	6:15	39.3		42.4	36.2
12/10/2024	6:20	38.5		41.5	35.7
12/10/2024	6:25	39.9		43.5	36.0
12/10/2024	6:30	52.5	50.0	53.0	37.2
12/10/2024	6:35	39.6		43.4	36.3
12/10/2024	6:40	55.8		56.3	35.6
12/10/2024	6:45	40.3		43.4	36.9
12/10/2024	6:50	39.4		42.5	36.5
12/10/2024	6:55	40.0		42.3	37.4

12/10/2024	23:00	38.1	49.9	41.4	35.4
12/10/2024	23:05	38.6		41.0	36.1
12/10/2024	23:10	37.9		41.0	35.3
12/10/2024	23:15	57.4		58.5	36.1
12/10/2024	23:20	38.8		41.8	36.2
12/10/2024	23:25	38.6		41.7	36.1
12/10/2024	23:30	38.2	38.5	41.6	34.7
12/10/2024	23:35	38.2		42.3	34.9
12/10/2024	23:40	38.7		42.4	35.5
12/10/2024	23:45	38.3		41.9	35.7
12/10/2024	23:50	38.9		42.8	35.3
12/10/2024	23:55	38.5		41.5	35.3
		Mean	49.4		
		Maximum	56.8		
		Minimum	38.5		

Date	Start Time	Leq (5mins)	Leq (30mins)	L10 (5mins)	L90 (5mins)
13/10/2024	0:00	41.4	47.2	44.1	36.5
13/10/2024	0:05	54.2		58.1	37.4
13/10/2024	0:10	40.4		44.4	36.6
13/10/2024	0:15	39.3		41.8	36.3
13/10/2024	0:20	39.9		42.4	36.6
13/10/2024	0:25	38.8		42.1	36.0
13/10/2024	0:30	39.1	40.8	42.2	36.0
13/10/2024	0:35	38.8		41.7	35.8
13/10/2024	0:40	39.2		41.8	36.1
13/10/2024	0:45	39.7		44.0	36.4
13/10/2024	0:50	43.8		47.4	36.9
13/10/2024	0:55	41.7		46.2	36.4
13/10/2024	1:00	42.1	47.3	46.9	36.1
13/10/2024	1:05	42.6		46.2	38.0
13/10/2024	1:10	42.5		46.2	37.9
13/10/2024	1:15	42.6		47.8	37.1
13/10/2024	1:20	41.5		45.3	36.3
13/10/2024	1:25	53.8		54.2	38.0
13/10/2024	1:30	48.2	48.5	53.5	39.4
13/10/2024	1:35	53.0		58.8	38.7
13/10/2024	1:40	49.9		55.7	37.8
13/10/2024	1:45	42.6		45.3	37.9
13/10/2024	1:50	43.7		47.2	38.0
13/10/2024	1:55	41.8		45.7	37.1
13/10/2024	2:00	50.5	48.2	53.1	37.5
13/10/2024	2:05	43.4		47.6	37.6
13/10/2024	2:10	44.1		47.0	38.2
13/10/2024	2:15	52.9		53.2	37.8
13/10/2024	2:20	41.9		45.4	37.0
13/10/2024	2:25	43.4		48.2	37.6
13/10/2024	2:30	41.8	42.8	45.2	37.2
13/10/2024	2:35	40.8		43.6	36.5
13/10/2024	2:40	41.7		44.9	36.1
13/10/2024	2:45	41.2		44.9	36.3
13/10/2024	2:50	43.8		46.5	37.3
13/10/2024	2:55	45.4		47.4	43.0
13/10/2024	3:00	67.4	59.7	72.7	43.8
13/10/2024	3:05	43.0		46.1	37.8
13/10/2024	3:10	38.8		42.2	36.0
13/10/2024	3:15	38.8		42.0	35.8
13/10/2024	3:20	38.8		42.4	35.8
13/10/2024	3:25	39.1		42.7	35.8
13/10/2024	3:30	40.3	40.9	43.4	36.6
13/10/2024	3:35	40.9		44.3	36.8
13/10/2024	3:40	44.0		47.2	37.7
13/10/2024	3:45	39.6		43.3	37.2
13/10/2024	3:50	39.2		42.9	36.6
13/10/2024	3:55	39.2		42.1	36.9
13/10/2024	4:00	39.0	39.9	42.1	36.2
13/10/2024	4:05	39.4		42.9	36.6
13/10/2024	4:10	41.2		44.5	36.9
13/10/2024	4:15	39.1		41.3	36.7
13/10/2024	4:20	40.2		43.0	37.3
13/10/2024	4:25	39.9		43.2	36.6
13/10/2024	4:30	39.8	60.0	42.7	36.9
13/10/2024	4:35	44.7		48.0	38.5
13/10/2024	4:40	67.7		68.0	40.1
13/10/2024	4:45	39.4		42.9	36.5
13/10/2024	4:50	40.0		43.3	36.5
13/10/2024	4:55	39.1		42.3	36.0
13/10/2024	5:00	52.3	58.4	53.7	36.3
13/10/2024	5:05	55.0		55.8	36.2
13/10/2024	5:10	53.5		54.1	37.1
13/10/2024	5:15	39.9		42.9	37.4
13/10/2024	5:20	55.1		56.0	38.9
13/10/2024	5:25	64.9		65.8	36.1
13/10/2024	5:30	38.7	39.6	41.9	35.8
13/10/2024	5:35	38.9		41.7	36.5
13/10/2024	5:40	39.3		42.0	36.6
13/10/2024	5:45	38.4		42.2	35.4
13/10/2024	5:50	38.6		42.0	35.6
13/10/2024	5:55	42.2		45.4	35.8
13/10/2024	6:00	62.7	55.0	65.2	37.5
13/10/2024	6:05	39.4		42.7	36.5
13/10/2024	6:10	38.9		41.1	36.4
13/10/2024	6:15	39.3		43.4	35.8
13/10/2024	6:20	39.2		42.4	35.9
13/10/2024	6:25	38.6		41.9	36.1
13/10/2024	6:30	38.9	52.9	42.1	36.1
13/10/2024	6:35	60.5		60.8	38.6
13/10/2024	6:40	40.7		44.0	36.5
13/10/2024	6:45	40.6		43.5	36.7
13/10/2024	6:50	40.7		43.3	37.6
13/10/2024	6:55	38.8		41.1	36.8

13/10/2024	23:00	51.0	50.6	52.0	38.5
13/10/2024	23:05	42.9		49.9	37.8
13/10/2024	23:10	43.9		53.0	38.4
13/10/2024	23:15	46.3		51.3	37.6
13/10/2024	23:20	56.6		58.1	38.9
13/10/2024	23:25	43.1		51.4	38.1
13/10/2024	23:30	44.2	47.5	53.6	37.9
13/10/2024	23:35	44.9		51.9	37.9
13/10/2024	23:40	40.9		47.0	37.8
13/10/2024	23:45	42.1		43.7	37.8
13/10/2024	23:50	53.1		54.4	37.8
13/10/2024	23:55	47.1		50.3	37.2
		Mean	48.7		
		Maximum	60.0		
		Minimum	39.6		

Station: CM30

Date	Start Time	Leq (5mins)	Leq (30mins)	L10 (5mins)	L90 (5mins)
14/10/2024	0:00	43.8		47.8	37.6
14/10/2024	0:05	46.0		47.6	44.1
14/10/2024	0:10	46.3	45.5	48.9	44.8
14/10/2024	0:15	46.0		48.7	44.3
14/10/2024	0:20	45.0		45.5	44.2
14/10/2024	0:25	45.2		45.8	44.2
14/10/2024	0:30	45.0		45.7	44.0
14/10/2024	0:35	46.6		52.5	44.2
14/10/2024	0:40	47.8	45.8	62.0	43.7
14/10/2024	0:45	44.7		45.7	43.7
14/10/2024	0:50	44.4		45.0	43.8
14/10/2024	0:55	44.9		45.9	43.6
14/10/2024	1:00	46.8		59.9	38.3
14/10/2024	1:05	42.4		53.5	37.9
14/10/2024	1:10	51.0	48.4	56.2	38.4
14/10/2024	1:15	40.7		49.3	38.2
14/10/2024	1:20	52.9		54.2	38.1
14/10/2024	1:25	41.2		50.9	38.1
14/10/2024	1:30	38.3		39.0	37.6
14/10/2024	1:35	46.3		56.1	37.9
14/10/2024	1:40	44.6	44.6	49.3	37.7
14/10/2024	1:45	44.0		54.0	38.0
14/10/2024	1:50	47.8		60.6	37.6
14/10/2024	1:55	40.5		42.0	38.1
14/10/2024	2:00	40.3		46.4	37.8
14/10/2024	2:05	44.5		52.7	38.3
14/10/2024	2:10	41.8	40.8	42.4	37.3
14/10/2024	2:15	38.1		39.2	37.3
14/10/2024	2:20	37.9		38.6	37.0
14/10/2024	2:25	37.7		38.4	37.1
14/10/2024	2:30	44.9		53.6	36.6
14/10/2024	2:35	41.4		46.7	35.8
14/10/2024	2:40	50.1	45.5	53.9	37.1
14/10/2024	2:45	38.2		38.9	37.3
14/10/2024	2:50	42.7		44.3	37.1
14/10/2024	2:55	46.3		52.9	35.8
14/10/2024	3:00	36.5		37.7	34.8
14/10/2024	3:05	42.2		48.6	35.5
14/10/2024	3:10	42.4	42.0	45.7	35.2
14/10/2024	3:15	46.0		57.3	35.7
14/10/2024	3:20	40.6		49.2	35.6
14/10/2024	3:25	37.1		37.2	35.5
14/10/2024	3:30	38.7		39.2	36.1
14/10/2024	3:35	39.2		40.8	37.1
14/10/2024	3:40	37.2	51.1	38.5	35.9
14/10/2024	3:45	44.5		46.9	36.9
14/10/2024	3:50	58.5		60.0	37.1
14/10/2024	3:55	43.6		50.8	35.1
14/10/2024	4:00	44.8		59.5	35.4
14/10/2024	4:05	37.5		39.5	35.5
14/10/2024	4:10	36.7	44.7	37.7	35.3
14/10/2024	4:15	37.4		38.4	36.1
14/10/2024	4:20	49.4		53.6	38.9
14/10/2024	4:25	46.6		68.9	37.1
14/10/2024	4:30	57.4		61.9	37.1
14/10/2024	4:35	54.9		56.6	36.5
14/10/2024	4:40	47.8	57.3	52.1	38.7
14/10/2024	4:45	55.0		60.6	38.9
14/10/2024	4:50	55.9		57.7	39.7
14/10/2024	4:55	62.0		63.8	41.7
14/10/2024	5:00	62.2		65.4	39.4
14/10/2024	5:05	64.4		66.2	44.9
14/10/2024	5:10	60.5	64.4	61.6	51.1
14/10/2024	5:15	62.1		63.5	50.2
14/10/2024	5:20	69.2		71.8	50.2
14/10/2024	5:25	60.3		64.3	43.2
14/10/2024	5:30	63.5		67.4	43.6
14/10/2024	5:35	66.6		67.6	44.6
14/10/2024	5:40	62.5	63.6	64.7	44.6
14/10/2024	5:45	56.1		56.5	42.7
14/10/2024	5:50	62.5		67.1	44.1
14/10/2024	5:55	64.9		66.4	43.2
14/10/2024	6:00	60.0		62.1	44.0
14/10/2024	6:05	65.5		68.6	44.6
14/10/2024	6:10	64.1	64.2	66.0	44.0
14/10/2024	6:15	64.2		67.7	45.9
14/10/2024	6:20	63.1		66.4	45.1
14/10/2024	6:25	65.9		68.7	46.4
14/10/2024	6:30	65.3		69.3	48.5
14/10/2024	6:35	68.4		69.1	49.4
14/10/2024	6:40	67.3	67.6	70.7	58.2
14/10/2024	6:45	70.1		73.1	62.5
14/10/2024	6:50	67.4		70.1	58.8
14/10/2024	6:55	65.3		67.4	57.7
14/10/2024	23:00	52.0		63.8	36.8
14/10/2024	23:05	41.9		53.1	36.5
14/10/2024	23:10	41.2	46.1	42.3	38.7
14/10/2024	23:15	38.5		40.0	36.8
14/10/2024	23:20	46.1		53.5	36.2
14/10/2024	23:25	39.6		48.3	36.2
14/10/2024	23:30	39.8		45.8	35.3
14/10/2024	23:35	49.1		53.4	35.8
14/10/2024	23:40	48.9	50.6	50.9	35.7
14/10/2024	23:45	52.0		55.1	35.3
14/10/2024	23:50	53.8		54.6	35.2
14/10/2024	23:55	50.7		53.2	35.1
		Mean	51.4		
		Maximum	67.6		
		Minimum	40.8		

Date	Start Time	Leq (5mins)	Leq (30mins)	L10 (5mins)	L90 (5mins)
15/10/2024	0:00	39.5		48.6	34.7
15/10/2024	0:05	43.9		56.7	34.6
15/10/2024	0:10	49.7	44.0	56.9	35.4
15/10/2024	0:15	36.0		37.0	34.9
15/10/2024	0:20	40.9		50.5	34.9
15/10/2024	0:25	38.0		49.9	35.1
15/10/2024	0:30	36.8		38.1	35.7
15/10/2024	0:35	45.3		52.7	35.2
15/10/2024	0:40	39.5	40.9	53.2	35.0
15/10/2024	0:45	39.6		49.8	34.7
15/10/2024	0:50	41.3		46.1	35.6
15/10/2024	0:55	35.3		36.1	34.4
15/10/2024	1:00	43.0		46.2	34.8
15/10/2024	1:05	48.1		61.4	35.2
15/10/2024	1:10	38.3	47.9	42.6	35.2
15/10/2024	1:15	53.8		60.0	35.5
15/10/2024	1:20	43.7		51.0	40.2
15/10/2024	1:25	40.9		41.1	39.8
15/10/2024	1:30	37.7		40.3	35.2
15/10/2024	1:35	45.6		61.3	34.7
15/10/2024	1:40	35.3	39.7	36.0	34.4
15/10/2024	1:45	35.8		36.6	34.8
15/10/2024	1:50	35.4		36.1	34.7
15/10/2024	1:55	35.3		36.2	34.3
15/10/2024	2:00	44.6		56.6	34.4
15/10/2024	2:05	36.1		37.4	34.8
15/10/2024	2:10	51.0	44.8	55.3	36.5
15/10/2024	2:15	37.1		37.6	36.5
15/10/2024	2:20	38.7		50.7	36.6
15/10/2024	2:25	39.8		46.7	36.7
15/10/2024	2:30	37.1		37.7	36.5
15/10/2024	2:35	37.6		38.2	36.8
15/10/2024	2:40	38.1	40.4	39.8	36.9
15/10/2024	2:45	37.4		37.9	36.8
15/10/2024	2:50	37.3		37.9	36.8
15/10/2024	2:55	45.7		53.5	36.8
15/10/2024	3:00	41.9		52.3	37.0
15/10/2024	3:05	37.0		37.5	36.6
15/10/2024	3:10	37.2	39.9	37.8	36.7
15/10/2024	3:15	37.5		38.2	36.9
15/10/2024	3:20	38.9		41.0	37.1
15/10/2024	3:25	43.0		54.7	36.7
15/10/2024	3:30	38.2		39.3	37.2
15/10/2024	3:35	39.1		40.7	37.1
15/10/2024	3:40	42.8	44.7	54.0	36.1
15/10/2024	3:45	40.7		41.8	35.3
15/10/2024	3:50	44.0		47.5	34.8
15/10/2024	3:55	50.2		53.4	35.5
15/10/2024	4:00	35.9		37.6	34.5
15/10/2024	4:05	37.7		38.2	33.9
15/10/2024	4:10	37.4	41.9	39.6	34.9
15/10/2024	4:15	38.1		39.8	34.8
15/10/2024	4:20	48.1		53.2	35.2
15/10/2024	4:25	37.9		49.4	34.5
15/10/2024	4:30	34.9		35.8	34.1
15/10/2024	4:35	39.7		40.5	35.2
15/10/2024	4:40	44.7	48.6	53.3	35.4
15/10/2024	4:45	55.8		61.6	34.8
15/10/2024	4:50	35.7		36.4	34.7
15/10/2024	4:55	36.9		37.8	35.5
15/10/2024	5:00	36.5		38.2	35.2
15/10/2024	5:05	52.3		56.9	35.6
15/10/2024	5:10	48.6	50.5	67.1	36.2
15/10/2024	5:15	42.1		47.3	36.6
15/10/2024	5:20	54.2		60.1	37.3
15/10/2024	5:25	51.7		58.0	39.3
15/10/2024	5:30	62.9		63.9	41.1
15/10/2024	5:35	63.6		66.1	43.6
15/10/2024	5:40	53.4	62.0	56.8	47.0
15/10/2024	5:45	61.3		61.8	45.2
15/10/2024	5:50	65.3		69.3	45.9
15/10/2024	5:55	55.1		57.5	42.8
15/10/2024	6:00	65.5		68.7	47.4
15/10/2024	6:05	64.2		66.4	44.7
15/10/2024	6:10	64.8	66.0	67.6	45.1
15/10/2024	6:15	65.9		68.7	45.8
15/10/2024	6:20	65.2		67.6	43.1
15/10/2024	6:25	68.9		73.4	50.0
15/10/2024	6:30	58.6		61.2	39.6
15/10/2024	6:35	61.7		64.8	43.6
15/10/2024	6:40	66.8	63.4	67.4	42.3
15/10/2024	6:45	58.7		60.3	43.3
15/10/2024	6:50	66.7		69.3	45.9
15/10/2024	6:55	58.6		63.6	44.1
15/10/2024	23:00	45.2		51.9	35.1
15/10/2024	23:05	46.2		49.2	35.0
15/10/2024	23:10	54.3	52.8	57.3	44.9
15/10/2024	23:15	57.1		57.4	35.0
15/10/2024	23:20	54.5		56.5	35.4
15/10/2024	23:25	36.8		37.6	35.7
15/10/2024	23:30	59.3		60.6	36.6
15/10/2024	23:35	43.6		49.3	37.1
15/10/2024	23:40	37.3	53.8	38.2	35.5
15/10/2024	23:45	38.2		46.8	35.7
15/10/2024	23:50	57.1		57.9	36.1
15/10/2024	23:55	44.8		46.3	36.9
		Mean	48.8		
		Maximum	66.0		
		Minimum	39.7		

Date	Start Time	Leq (5mins)	Leq (30mins)	L10 (5mins)	L90 (5mins)
16/10/2024	0:00	52.9		53.5	35.7
16/10/2024	0:05	36.9		38.3	34.9
16/10/2024	0:10	54.8	50.4	58.7	35.6
16/10/2024	0:15	36.4		37.8	34.6
16/10/2024	0:20	45.7		54.4	34.9
16/10/2024	0:25	50.3		55.0	35.6
16/10/2024	0:30	37.2		45.1	35.1
16/10/2024	0:35	37.7		50.5	34.3
16/10/2024	0:40	37.4	46.0	39.6	34.5
16/10/2024	0:45	47.1		54.1	35.8
16/10/2024	0:50	52.2		53.0	35.0
16/10/2024	0:55	37.4		39.9	34.5
16/10/2024	1:00	35.9		37.0	34.6
16/10/2024	1:05	44.3		53.3	34.9
16/10/2024	1:10	39.7	40.5	44.6	37.5
16/10/2024	1:15	41.0		47.9	34.1
16/10/2024	1:20	37.5		63.4	33.8
16/10/2024	1:25	39.3		42.4	35.0
16/10/2024	1:30	35.2		36.2	34.0
16/10/2024	1:35	45.7		58.2	33.7
16/10/2024	1:40	35.3	40.4	36.6	34.0
16/10/2024	1:45	38.5		50.0	34.2
16/10/2024	1:50	40.8		42.5	34.1
16/10/2024	1:55	35.1		36.0	34.3
16/10/2024	2:00	47.5		56.4	34.1
16/10/2024	2:05	36.4		39.6	34.2
16/10/2024	2:10	40.1	41.8	52.5	37.5
16/10/2024	2:15	38.2		39.5	37.2
16/10/2024	2:20	37.8		38.5	37.2
16/10/2024	2:25	38.9		40.0	37.8
16/10/2024	2:30	40.6		41.4	38.8
16/10/2024	2:35	42.3		46.0	39.1
16/10/2024	2:40	39.7	48.8	47.8	38.4
16/10/2024	2:45	46.7		54.5	38.7
16/10/2024	2:50	39.7		40.4	39.1
16/10/2024	2:55	55.6		56.6	39.3
16/10/2024	3:00	39.5		40.2	38.8
16/10/2024	3:05	44.1		50.3	38.8
16/10/2024	3:10	48.4	45.6	54.6	39.1
16/10/2024	3:15	45.3		55.4	38.8
16/10/2024	3:20	41.4		50.5	37.6
16/10/2024	3:25	48.1		49.2	37.8
16/10/2024	3:30	40.0		42.4	38.3
16/10/2024	3:35	46.4		59.1	38.3
16/10/2024	3:40	39.8	43.4	45.4	38.0
16/10/2024	3:45	44.7		58.5	37.7
16/10/2024	3:50	44.0		49.3	38.6
16/10/2024	3:55	41.0		51.1	38.9
16/10/2024	4:00	40.4		43.1	38.1
16/10/2024	4:05	42.0		43.4	37.7
16/10/2024	4:10	48.8	46.2	55.5	43.0
16/10/2024	4:15	44.3		49.1	38.2
16/10/2024	4:20	44.7		53.0	38.7
16/10/2024	4:25	49.7		58.9	38.2
16/10/2024	4:30	40.2		47.7	38.4
16/10/2024	4:35	54.4		59.6	38.3
16/10/2024	4:40	39.5	47.3	40.7	38.5
16/10/2024	4:45	39.9		41.5	38.6
16/10/2024	4:50	39.8		46.5	38.0
16/10/2024	4:55	39.2		40.1	38.1
16/10/2024	5:00	41.7		43.9	38.1
16/10/2024	5:05	44.0		49.0	38.8
16/10/2024	5:10	47.4	53.5	53.1	38.4
16/10/2024	5:15	50.6		54.8	41.6
16/10/2024	5:20	60.3		63.2	39.9
16/10/2024	5:25	48.3		48.8	40.2
16/10/2024	5:30	63.1		64.8	41.0
16/10/2024	5:35	61.8		62.7	41.8
16/10/2024	5:40	55.6	62.2	56.8	44.4
16/10/2024	5:45	64.6		66.1	44.1
16/10/2024	5:50	61.2		65.1	46.0
16/10/2024	5:55	62.6		63.8	43.1
16/10/2024	6:00	61.3		64.7	46.1
16/10/2024	6:05	65.9		69.2	46.6
16/10/2024	6:10	66.7	64.6	68.4	45.2
16/10/2024	6:15	58.6		59.6	44.5
16/10/2024	6:20	61.4		62.2	45.6
16/10/2024	6:25	67.1		71.3	51.2
16/10/2024	6:30	67.7		71.8	48.1
16/10/2024	6:35	67.0		70.0	48.3
16/10/2024	6:40	60.8	65.3	65.1	45.6
16/10/2024	6:45	63.7		65.9	46.7
16/10/2024	6:50	63.5		67.2	44.7
16/10/2024	6:55	65.4		68.9	45.7
		Mean	49.7		
		Maximum	65.3		
		Minimum	40.4		

Summary of Noise Monitoring Results during 23:00 - 07:00 on the next day at CM30	
	Leq (30mins)
Mean	51.2
Maximum	67.6
Minimum	38.5

Appendix 3-2-27 Baseline Noise Monitoring Data at CM31

Station: CM31

Date	Start Time	Leq (5mins)	Leq (30mins)	L10 (5mins)	L90 (5mins)
14/09/2024	12:04	65.5	63.6	70.2	59.3
14/09/2024	12:09	64.9		65.8	61.5
14/09/2024	12:14	62.8		63.6	61.6
14/09/2024	12:19	63.2		64.9	61.6
14/09/2024	12:24	62.1		62.5	61.3
14/09/2024	12:29	62.0		62.4	61.4
14/09/2024	12:34	62.0	62.1	62.3	61.3
14/09/2024	12:39	61.7		62.0	61.2
14/09/2024	12:44	62.1		62.2	61.5
14/09/2024	12:49	62.5		63.0	61.5
14/09/2024	12:54	62.2		63.0	61.4
14/09/2024	12:59	61.9		62.2	61.3
14/09/2024	13:04	62.7	60.8	65.1	56.9
14/09/2024	13:09	59.1		61.0	55.6
14/09/2024	13:14	58.0		59.6	55.8
14/09/2024	13:19	58.9		61.6	55.8
14/09/2024	13:24	63.8		67.8	56.2
14/09/2024	13:29	58.7		62.1	56.2
14/09/2024	13:34	58.9	60.1	62.2	56.3
14/09/2024	13:39	59.1		61.0	57.0
14/09/2024	13:44	63.1		64.4	57.8
14/09/2024	13:49	60.0		61.9	57.3
14/09/2024	13:54	58.7		60.0	57.0
14/09/2024	13:59	58.5		60.0	56.7
14/09/2024	14:04	64.7	61.1	65.3	63.9
14/09/2024	14:09	63.0		65.0	55.7
14/09/2024	14:14	57.9		60.5	55.4
14/09/2024	14:19	58.8		60.4	55.9
14/09/2024	14:24	58.3		60.0	56.2
14/09/2024	14:29	58.5		59.9	56.6
14/09/2024	14:34	59.1	65.7	61.1	56.5
14/09/2024	14:39	60.2		60.5	56.5
14/09/2024	14:44	69.2		70.6	65.6
14/09/2024	14:49	66.4		67.7	65.5
14/09/2024	14:54	65.6		65.7	65.0
14/09/2024	14:59	66.4		66.5	65.0
14/09/2024	15:04	65.0	63.3	67.1	62.5
14/09/2024	15:09	63.2		63.9	62.5
14/09/2024	15:14	63.6		64.8	62.4
14/09/2024	15:19	64.1		65.6	62.4
14/09/2024	15:24	58.3		62.9	52.1
14/09/2024	15:29	62.9		66.9	52.5
14/09/2024	15:34	59.7	56.9	63.6	52.7
14/09/2024	15:39	55.4		56.5	52.7
14/09/2024	15:44	54.4		56.4	51.4
14/09/2024	15:49	57.0		59.0	52.4
14/09/2024	15:54	55.2		58.1	51.2
14/09/2024	15:59	57.6		59.7	52.1
14/09/2024	16:04	61.0	57.7	64.5	54.0
14/09/2024	16:09	57.5		60.3	52.7
14/09/2024	16:14	56.8		57.9	54.0
14/09/2024	16:19	54.9		56.8	51.7
14/09/2024	16:24	56.8		58.0	53.2
14/09/2024	16:29	56.2		58.1	52.9
14/09/2024	16:34	57.2	56.2	58.9	54.4
14/09/2024	16:39	59.0		62.1	51.0
14/09/2024	16:44	54.9		56.1	50.9
14/09/2024	16:49	55.5		57.3	50.5
14/09/2024	16:54	54.6		57.5	49.7
14/09/2024	16:59	53.5		56.0	49.6
14/09/2024	17:04	55.2	55.1	57.9	52.3
14/09/2024	17:09	54.9		56.4	50.3
14/09/2024	17:14	55.8		58.0	50.2
14/09/2024	17:19	54.8		56.5	49.9
14/09/2024	17:24	55.5		56.7	48.9
14/09/2024	17:29	54.3		57.4	49.5
14/09/2024	17:34	56.1	57.6	56.8	50.1
14/09/2024	17:39	63.4		67.0	50.2
14/09/2024	17:44	52.3		54.4	49.0
14/09/2024	17:49	53.4		55.5	49.5
14/09/2024	17:54	52.8		54.4	50.1
14/09/2024	17:59	54.1		55.7	50.2
14/09/2024	18:04	52.6	55.1	55.0	49.4
14/09/2024	18:09	53.9		55.1	48.2
14/09/2024	18:14	53.0		54.3	47.8
14/09/2024	18:19	54.2		56.6	49.0
14/09/2024	18:24	55.3		60.0	48.8
14/09/2024	18:29	58.4		59.2	57.5
14/09/2024	18:34	59.5	55.2	60.6	57.7
14/09/2024	18:39	57.1		59.1	48.5
14/09/2024	18:44	52.1		54.5	48.1
14/09/2024	18:49	52.8		55.1	48.2
14/09/2024	18:54	51.2		53.8	47.3
14/09/2024	18:59	50.5		53.1	48.2
		Mean	59.3		
		Maximum	65.7		
		Minimum	55.1		

Date	Start Time	Leq (5mins)	Leq (30mins)	L10 (5mins)	L90 (5mins)
15/09/2024	7:04	51.3	50.5	52.4	47.2
15/09/2024	7:09	49.1		51.9	46.3
15/09/2024	7:14	48.5		50.3	46.6
15/09/2024	7:19	49.1		51.5	46.4
15/09/2024	7:24	48.4		50.4	46.2
15/09/2024	7:29	53.6		55.3	47.7
15/09/2024	7:34	51.5	52.4	53.8	47.4
15/09/2024	7:39	52.8		53.9	47.9
15/09/2024	7:44	49.4		52.0	46.9
15/09/2024	7:49	53.0		53.2	46.3
15/09/2024	7:54	52.8		56.0	47.2
15/09/2024	7:59	53.7		57.0	48.8
15/09/2024	8:04	51.9	56.7	53.7	49.5
15/09/2024	8:09	60.6		64.4	49.4
15/09/2024	8:14	51.6		53.5	49.2
15/09/2024	8:19	55.8		59.8	49.9
15/09/2024	8:24	58.2		62.5	50.0
15/09/2024	8:29	55.0		58.3	50.3
15/09/2024	8:34	57.4	55.7	59.6	51.7
15/09/2024	8:39	56.5		58.9	51.5
15/09/2024	8:44	54.4		57.9	49.8
15/09/2024	8:49	55.2		58.6	51.4
15/09/2024	8:54	55.2		58.1	51.0
15/09/2024	8:59	54.5		58.4	50.4
15/09/2024	9:04	55.5	55.2	58.2	51.6
15/09/2024	9:09	54.3		56.8	50.6
15/09/2024	9:14	54.8		57.2	51.1
15/09/2024	9:19	54.9		57.9	50.8
15/09/2024	9:24	54.8		57.5	51.4
15/09/2024	9:29	56.7		57.5	51.1
15/09/2024	9:34	58.4	55.1	59.8	50.7
15/09/2024	9:39	53.5		55.1	49.4
15/09/2024	9:44	54.0		57.1	51.0
15/09/2024	9:49	54.3		56.6	51.5
15/09/2024	9:54	54.7		57.4	51.0
15/09/2024	9:59	53.3		56.5	50.6
15/09/2024	10:04	54.6	55.9	57.3	51.1
15/09/2024	10:09	55.7		58.0	51.1
15/09/2024	10:14	55.2		58.0	51.4
15/09/2024	10:19	54.7		57.1	51.6
15/09/2024	10:24	55.2		57.7	51.2
15/09/2024	10:29	58.5		59.8	51.7
15/09/2024	10:34	54.4	54.4	56.9	51.3
15/09/2024	10:39	53.7		55.9	50.8
15/09/2024	10:44	54.6		56.7	51.3
15/09/2024	10:49	54.8		57.5	50.6
15/09/2024	10:54	54.0		56.7	50.9
15/09/2024	10:59	54.9		57.3	51.1
15/09/2024	11:04	54.5	59.6	57.5	50.9
15/09/2024	11:09	63.4		68.0	53.0
15/09/2024	11:14	62.6		64.1	54.2
15/09/2024	11:19	55.3		57.8	52.0
15/09/2024	11:24	56.7		58.6	52.4
15/09/2024	11:29	56.3		58.6	52.7
15/09/2024	11:34	54.2	53.3	55.4	51.7
15/09/2024	11:39	53.0		54.7	51.4
15/09/2024	11:44	53.1		54.5	51.5
15/09/2024	11:49	53.7		55.4	52.1
15/09/2024	11:54	53.1		54.1	51.1
15/09/2024	11:59	52.8		54.9	50.7
15/09/2024	12:04	52.9	53.9	54.5	50.7
15/09/2024	12:09	54.4		56.2	50.4
15/09/2024	12:14	52.4		53.6	50.7
15/09/2024	12:19	55.0		56.5	51.2
15/09/2024	12:24	53.3		54.8	50.7
15/09/2024	12:29	54.8		56.6	50.8
15/09/2024	12:34	54.4	54.2	55.5	53.2
15/09/2024	12:39	54.2		55.7	52.4
15/09/2024	12:44	54.0		55.2	52.8
15/09/2024	12:49	54.3		55.4	53.1
15/09/2024	12:54	53.7		54.6	52.8
15/09/2024	12:59	54.3		55.3	53.0
15/09/2024	13:04	53.2	53.8	54.4	51.7
15/09/2024	13:09	54.0		55.6	52.0
15/09/2024	13:14	55.5		56.1	52.0
15/09/2024	13:19	53.9		55.4	51.7
15/09/2024	13:24	53.0		54.6	51.7
15/09/2024	13:29	52.8		54.3	50.0
15/09/2024	13:34	56.4	58.1	61.9	51.1
15/09/2024	13:39	59.9		62.8	53.4
15/09/2024	13:44	55.6		57.6	53.8
15/09/2024	13:49	56.6		58.4	54.1
15/09/2024	13:54	60.7		63.4	54.1
15/09/2024	13:59	56.7		59.0	54.1
15/09/2024	14:04	56.0	56.1	58.0	54.0
15/09/2024	14:09	56.2		57.9	53.7
15/09/2024	14:14	55.8		57.6	53.5
15/09/2024	14:19	56.3		58.1	54.4
15/09/2024	14:24	56.4		58.8	53.3
15/09/2024	14:29	55.7		57.7	52.4
15/09/2024	14:34	55.0	55.3	57.7	52.0
15/09/2024	14:39	54.9		55.0	51.4
15/09/2024	14:44	54.8		57.1	52.2
15/09/2024	14:49	54.3		56.8	52.2
15/09/2024	14:54	56.3		58.1	53.8
15/09/2024	14:59	56.2		57.9	53.8
15/09/2024	15:04	57.0	56.6	59.0	54.6
15/09/2024	15:09	56.9		58.9	54.3
15/09/2024	15:14	57.6		59.4	55.2
15/09/2024	15:19	56.1		57.8	54.2
15/09/2024	15:24	56.5		58.1	54.0
15/09/2024	15:29	55.0		56.3	53.9
15/09/2024	15:34	54.9	55.4	56.2	53.7
15/09/2024	15:39	55.6		55.7	53.5
15/09/2024	15:44	55.2		56.8	53.4
15/09/2024	15:49	56.4		57.8	53.9
15/09/2024	15:54	55.4		56.8	53.9
15/09/2024	15:59	54.6		55.7	53.4
15/09/2024	16:04	55.5	55.2	56.9	53.6
15/09/2024	16:09	55.9		56.4	53.3
15/09/2024	16:14	54.6		55.7	53.0
15/09/2024	16:19	54.3		55.1	52.9
15/09/2024	16:24	55.9		56.3	53.1
15/09/2024	16:29	54.9		56.7	52.7
15/09/2024	16:34	55.2	61.4	57.4	52.9
15/09/2024	16:39	55.6		57.1	52.6
15/09/2024	16:44	63.5		63.9	62.2
15/09/2024	16:49	62.5		62.8	62.1
15/09/2024	16:54	62.5		62.8	62.2
15/09/2024	16:59	62.7		63.3	62.2
15/09/2024	17:04	62.6	57.9	62.9	62.1
15/09/2024	17:09	59.0		62.7	52.7
15/09/2024	17:14	54.3		55.3	53.3
15/09/2024	17:19	55.0		56.4	52.5
15/09/2024	17:24	53.2		54.7	52.0
15/09/2024	17:29	54.8		58.1	47.8
15/09/2024	17:34	50.8	54.4	53.1	48.0
15/09/2024	17:39	54.1		56.1	50.9
15/09/2024	17:44	53.0		54.2	50.2
15/09/2024	17:49	54.2		55.6	52.3
15/09/2024	17:54	56.1		56.6	53.4
15/09/2024	17:59	56.1		57.6	52.6
15/09/2024	18:04	55.6	53.4	57.8	48.1
15/09/2024	18:09	52.5		54.3	48.9
15/09/2024	18:14	51.0		53.0	48.4
15/09/2024	18:19	52.1		53.2	48.0
15/09/2024	18:24	55.3		61.1	47.9
15/09/2024	18:29	51.9		52.9	47.9
15/09/2024	18:34	52.7	53.8	55.9	48.3
15/09/2024	18:39	58.7		63.1	47.5
15/09/2024	18:44	51.2		53.2	47.8
15/09/2024	18:49	51.9		52.8	48.0
15/09/2024	18:54	50.8		51.4	47.5
15/09/2024	18:59	50.0		51.5	47.7
		Mean	55.4		
		Maximum	61.4		
		Minimum	50.5		

Station: CM31

Date	Start Time	Leq (5mins)	Leq (30mins)	L10 (5mins)	L90 (5mins)
16/09/2024	7:04	51.7		53.4	48.9
16/09/2024	7:09	52.7		54.3	49.5
16/09/2024	7:14	54.6	53.4	57.5	49.9
16/09/2024	7:19	53.3		54.3	49.6
16/09/2024	7:24	52.8		54.6	49.6
16/09/2024	7:29	54.7		55.8	49.6
16/09/2024	7:34	52.0		54.3	48.7
16/09/2024	7:39	55.7		58.3	49.6
16/09/2024	7:44	61.5	59.6	64.6	51.2
16/09/2024	7:49	64.1		66.5	50.4
16/09/2024	7:54	56.3		58.6	51.3
16/09/2024	7:59	57.2		60.2	50.6
16/09/2024	8:04	56.2		60.9	50.8
16/09/2024	8:09	52.1		53.9	49.4
16/09/2024	8:14	54.9	54.3	57.5	50.7
16/09/2024	8:19	53.6		55.1	50.4
16/09/2024	8:24	53.9		55.6	50.7
16/09/2024	8:29	54.1		55.5	50.4
16/09/2024	8:34	59.6		60.9	54.5
16/09/2024	8:39	62.9		64.9	54.5
16/09/2024	8:44	60.2	60.9	61.5	58.4
16/09/2024	8:49	60.1		61.1	58.7
16/09/2024	8:54	60.2		60.9	58.8
16/09/2024	8:59	61.4		61.5	58.8
16/09/2024	9:04	59.2		60.7	55.7
16/09/2024	9:09	65.5		67.5	55.4
16/09/2024	9:14	57.5	60.9	59.6	54.6
16/09/2024	9:19	57.4		58.8	54.9
16/09/2024	9:24	61.6		66.5	54.3
16/09/2024	9:29	57.1		58.6	54.1
16/09/2024	9:34	62.8		66.9	54.8
16/09/2024	9:39	58.3		59.8	55.0
16/09/2024	9:44	58.2	59.0	60.0	54.8
16/09/2024	9:49	56.6		58.4	54.3
16/09/2024	9:54	57.6		59.3	54.9
16/09/2024	9:59	57.1		59.3	54.7
16/09/2024	10:04	55.5		57.0	53.8
16/09/2024	10:09	55.7		57.4	53.7
16/09/2024	10:14	55.2	58.0	56.8	53.0
16/09/2024	10:19	56.3		57.7	54.5
16/09/2024	10:24	57.6		57.7	53.9
16/09/2024	10:29	62.4		64.3	53.9
16/09/2024	10:34	56.9		59.0	54.4
16/09/2024	10:39	57.3		59.2	54.8
16/09/2024	10:44	58.4	58.3	60.4	55.0
16/09/2024	10:49	60.7		64.4	55.6
16/09/2024	10:54	57.6		60.5	53.6
16/09/2024	10:59	57.9		60.7	55.1
16/09/2024	11:04	60.4		60.5	57.7
16/09/2024	11:09	59.2		61.4	55.4
16/09/2024	11:14	60.7	59.5	62.3	57.4
16/09/2024	11:19	58.8		61.4	56.5
16/09/2024	11:24	59.6		61.2	56.9
16/09/2024	11:29	57.6		58.5	56.4
16/09/2024	11:34	58.6		60.5	56.5
16/09/2024	11:39	58.5		58.7	56.0
16/09/2024	11:44	58.0	57.9	58.7	56.1
16/09/2024	11:49	58.1		59.7	56.2
16/09/2024	11:54	57.0		57.8	55.9
16/09/2024	11:59	56.9		57.9	52.9
16/09/2024	12:04	55.0		56.2	51.5
16/09/2024	12:09	55.7		56.5	52.4
16/09/2024	12:14	53.9	56.1	56.3	52.0
16/09/2024	12:19	55.9		56.7	52.3
16/09/2024	12:24	57.4		61.3	52.7
16/09/2024	12:29	57.5		58.2	52.7
16/09/2024	12:34	61.9		62.5	52.4
16/09/2024	12:39	58.9		62.1	51.2
16/09/2024	12:44	52.9	57.3	55.0	50.6
16/09/2024	12:49	52.9		54.6	50.8
16/09/2024	12:54	54.1		56.3	50.5
16/09/2024	12:59	53.5		55.8	50.8
16/09/2024	13:04	54.4		56.7	50.9
16/09/2024	13:09	57.6		59.7	53.4
16/09/2024	13:14	60.4	61.0	61.8	55.7
16/09/2024	13:19	58.2		60.5	55.0
16/09/2024	13:24	59.1		62.0	55.4
16/09/2024	13:29	66.1		69.2	55.3
16/09/2024	13:34	57.7		59.4	55.8
16/09/2024	13:39	60.3		61.8	56.4
16/09/2024	13:44	60.4	61.0	61.5	58.5
16/09/2024	13:49	61.7		64.6	55.3
16/09/2024	13:54	59.9		61.0	56.8
16/09/2024	13:59	63.7		66.2	58.7
16/09/2024	14:04	62.2		63.0	61.2
16/09/2024	14:09	62.0		62.8	60.7
16/09/2024	14:14	61.6	66.0	62.7	60.4
16/09/2024	14:19	62.4		63.2	60.7
16/09/2024	14:24	68.7		75.4	61.0
16/09/2024	14:29	69.9		75.2	57.6
16/09/2024	14:34	70.9		73.3	55.4
16/09/2024	14:39	57.5		59.3	54.3
16/09/2024	14:44	56.8	64.0	59.1	54.0
16/09/2024	14:49	57.3		57.7	53.5
16/09/2024	14:54	56.9		58.4	54.8
16/09/2024	14:59	59.2		62.3	53.9
16/09/2024	15:04	56.5		57.9	53.8
16/09/2024	15:09	59.2		61.3	54.8
16/09/2024	15:14	60.3	58.1	60.4	54.5
16/09/2024	15:19	58.2		60.5	54.1
16/09/2024	15:24	56.9		59.8	53.5
16/09/2024	15:29	56.2		58.1	53.5
16/09/2024	15:34	56.3		59.0	52.7
16/09/2024	15:39	56.8		58.5	53.8
16/09/2024	15:44	56.4	56.5	58.5	53.7
16/09/2024	15:49	56.8		58.3	54.3
16/09/2024	15:54	56.1		57.6	54.2
16/09/2024	15:59	56.3		57.8	54.5
16/09/2024	16:04	61.5		61.9	54.8
16/09/2024	16:09	57.7		60.3	54.3
16/09/2024	16:14	56.8	59.3	58.5	54.3
16/09/2024	16:19	60.9		63.0	55.7
16/09/2024	16:24	57.8		59.8	54.4
16/09/2024	16:29	59.0		60.7	56.6
16/09/2024	16:34	59.5		60.6	56.8
16/09/2024	16:39	61.7		62.3	58.1
16/09/2024	16:44	61.8	61.8	62.7	60.7
16/09/2024	16:49	64.5		67.3	60.5
16/09/2024	16:54	61.2		62.4	59.2
16/09/2024	16:59	60.3		61.9	53.9
16/09/2024	17:04	56.4		59.3	52.0
16/09/2024	17:09	56.2		58.3	51.7
16/09/2024	17:14	54.8	55.8	57.0	50.8
16/09/2024	17:19	56.4		58.9	53.0
16/09/2024	17:24	55.0		57.4	51.4
16/09/2024	17:29	55.7		57.9	51.0
16/09/2024	17:34	64.1		67.9	51.4
16/09/2024	17:39	56.3		58.3	52.8
16/09/2024	17:44	55.2	58.3	56.8	51.2
16/09/2024	17:49	52.6		54.1	50.6
16/09/2024	17:54	53.5		55.4	50.7
16/09/2024	17:59	54.5		56.7	50.1
16/09/2024	18:04	53.1		54.8	50.0
16/09/2024	18:09	58.9		59.9	50.6
16/09/2024	18:14	60.2	56.4	60.3	50.6
16/09/2024	18:19	52.9		54.9	50.0
16/09/2024	18:24	52.8		54.6	48.7
16/09/2024	18:29	53.3		55.4	49.6
16/09/2024	18:34	54.6		57.0	50.8
16/09/2024	18:39	53.5		56.0	49.3
16/09/2024	18:44	53.3	54.0	56.1	49.2
16/09/2024	18:49	53.0		55.4	48.2
16/09/2024	18:54	55.9		57.9	48.5
16/09/2024	18:59	53.2		55.0	48.3
		Mean	58.6		
		Maximum	66.0		
		Minimum	53.4		

Date	Start Time	Leq (5mins)	Leq (30mins)	L10 (5mins)	L90 (5mins)
17/09/2024	7:04	55.1		55.7	49.8
17/09/2024	7:09	57.5		58.0	51.2
17/09/2024	7:14	56.6	57.5	59.6	52.1
17/09/2024	7:19	59.8		60.0	52.2
17/09/2024	7:24	55.8		57.0	53.0
17/09/2024	7:29	58.2		61.3	52.2
17/09/2024	7:34	61.6		65.9	53.9
17/09/2024	7:39	62.2		63.7	52.4
17/09/2024	7:44	56.7	65.3	58.3	51.6
17/09/2024	7:49	71.9		75.3	52.7
17/09/2024	7:54	59.1		62.4	51.3
17/09/2024	7:59	54.2		56.8	50.3
17/09/2024	8:04	52.5		54.1	50.4
17/09/2024	8:09	51.8		53.9	49.3
17/09/2024	8:14	53.7	55.3	56.5	49.8
17/09/2024	8:19	54.3		55.8	50.2
17/09/2024	8:24	57.8		59.9	51.2
17/09/2024	8:29	57.9		58.3	51.6
17/09/2024	8:34	56.4		59.1	52.0
17/09/2024	8:39	56.8		59.7	51.4
17/09/2024	8:44	57.0	60.6	60.7	51.8
17/09/2024	8:49	56.6		59.1	52.0
17/09/2024	8:54	61.2		62.2	52.7
17/09/2024	8:59	65.6		66.9	55.9
17/09/2024	9:04	66.9		67.5	65.8
17/09/2024	9:09	60.1		62.9	53.2
17/09/2024	9:14	57.2	61.5	58.9	52.8
17/09/2024	9:19	57.8		60.4	53.7
17/09/2024	9:24	59.3		61.9	55.1
17/09/2024	9:29	57.7		59.5	54.8
17/09/2024	9:34	58.7		61.8	54.8
17/09/2024	9:39	64.4		69.7	57.2
17/09/2024	9:44	68.1	63.2	74.8	57.5
17/09/2024	9:49	59.8		61.2	57.5
17/09/2024	9:54	59.0		60.7	56.5
17/09/2024	9:59	59.0		60.2	57.5
17/09/2024	10:04	58.8		59.9	57.3
17/09/2024	10:09	59.4		60.8	57.5
17/09/2024	10:14	59.2	59.0	62.6	56.6
17/09/2024	10:19	57.8		59.0	56.1
17/09/2024	10:24	58.9		60.8	56.2
17/09/2024	10:29	59.7		60.8	58.3
17/09/2024	10:34	57.4		59.7	53.9
17/09/2024	10:39	56.0		57.3	53.8
17/09/2024	10:44	58.2	57.1	59.9	56.2
17/09/2024	10:49	57.6		59.3	55.1
17/09/2024	10:54	56.8		58.4	54.7
17/09/2024	10:59	56.2		57.3	54.7
17/09/2024	11:04	57.3		58.5	55.6
17/09/2024	11:09	62.2		63.5	57.8
17/09/2024	11:14	57.0	58.3	58.7	54.4
17/09/2024	11:19	56.5		58.0	54.7
17/09/2024	11:24	57.1		58.6	54.4
17/09/2024	11:29	56.0		57.6	54.0
17/09/2024	11:34	57.2		58.6	54.9
17/09/2024	11:39	56.5		57.7	54.4
17/09/2024	11:44	57.8	59.3	58.8	53.9
17/09/2024	11:49	57.8		59.5	54.6
17/09/2024	11:54	56.4		57.8	54.0
17/09/2024	11:59	64.0		68.9	54.4
17/09/2024	12:04	60.8		63.7	54.8
17/09/2024	12:09	55.3		56.8	53.9
17/09/2024	12:14	55.0	57.2	56.5	53.2
17/09/2024	12:19	54.9		56.3	53.0
17/09/2024	12:24	55.7		56.1	52.0
17/09/2024	12:29	58.0		59.5	52.4
17/09/2024	12:34	55.9		57.6	53.5
17/09/2024	12:39	55.5		56.4	54.4
17/09/2024	12:44	55.9	56.8	57.8	54.1
17/09/2024	12:49	57.6		59.2	55.0
17/09/2024	12:54	59.3		59.5	54.3
17/09/2024	12:59	55.1		56.6	53.2
17/09/2024	13:04	55.6		56.5	54.0
17/09/2024	13:09	56.7		58.3	54.2
17/09/2024	13:14	63.1	60.1	64.6	54.1
17/09/2024	13:19	58.2		59.6	55.7
17/09/2024	13:24	61.6		61.9	56.7
17/09/2024	13:29	60.9		63.4	58.9
17/09/2024	13:34	62.0		64.6	59.1
17/09/2024	13:39	62.6		65.1	59.1
17/09/2024	13:44	63.6	61.2	65.0	57.9
17/09/2024	13:49	59.2		62.1	56.0
17/09/2024	13:54	58.2		59.5	55.7
17/09/2024	13:59	58.7		61.7	53.9
17/09/2024	14:04	60.8		64.4	53.9
17/09/2024	14:09	57.7		59.0	54.6
17/09/2024	14:14	56.8	59.8	58.6	54.4
17/09/2024	14:19	56.9		58.7	54.4
17/09/2024	14:24	60.4		62.2	55.3
17/09/2024	14:29	62.7		65.2	59.4
17/09/2024	14:34	63.3		67.1	55.4
17/09/2024	14:39	58.2		60.0	54.6
17/09/2024	14:44	59.7	61.5	62.7	55.3
17/09/2024	14:49	63.2		65.1	56.2
17/09/2024	14:54	62.0		64.3	58.8
17/09/2024	14:59	60.2		62.1	57.8
17/09/2024	15:04	63.6		68.4	53.6
17/09/2024	15:09	54.7		56.0	52.3
17/09/2024	15:14	55.7	58.8	57.7	52.4
17/09/2024	15:19	56.2		57.2	52.7
17/09/2024	15:24	55.9		56.8	52.9
17/09/2024	15:29	59.0		59.6	53.1
17/09/2024	15:34	55.0		57.0	51.1
17/09/2024	15:39	54.7		56.9	50.7
17/09/2024	15:44	54.3	55.5	56.4	51.0
17/09/2024	15:49	56.6		56.9	52.6
17/09/2024	15:54	55.1		56.5	52.4
17/09/2024	15:59	56.7		58.2	51.0
17/09/2024	16:04	55.4		58.2	51.6
17/09/2024	16:09	55.3		55.9	51.5
17/09/2024	16:14	55.3	58.6	57.6	51.9
17/09/2024	16:19	64.3		67.2	51.9
17/09/2024	16:24	53.5		55.7	50.3
17/09/2024	16:29	56.2		57.1	49.9
17/09/2024	16:34	56.5		58.5	51.4
17/09/2024	16:39	54.5		57.0	50.6
17/09/2024	16:44	55.3	55.6	56.6	51.0
17/09/2024	16:49	57.2		59.8	50.8
17/09/2024	16:54	55.8		58.2	49.6
17/09/2024	16:59	53.2		55.8	49.8
17/09/2024	17:04	54.5		56.9	50.6
17/09/2024	17:09	53.5		55.6	49.7
17/09/2024	17:14	54.3	55.2	56.1	49.6
17/09/2024	17:19	54.8		57.2	49.3
17/09/2024	17:24	58.3		58.6	49.7
17/09/2024	17:29	53.5		56.0	49.9
17/09/2024	17:34	52.9		54.9	48.9
17/09/2024	17:39	61.6		62.8	50.5
17/09/2024	17:44	52.5	56.1	55.0	49.1
17/09/2024	17:49	54.6		55.7	50.4
17/09/2024	17:54	50.9		52.8	48.8
17/09/2024	17:59	53.0		55.1	50.2
17/09/2024	18:04	53.2		55.3	50.2
17/09/2024	18:09	51.2		53.0	49.0
17/09/2024	18:14	53.1	52.6	55.0	49.5
17/09/2024	18:19	52.3		53.6	49.5
17/09/2024	18:24	51.7		53.8	48.9
17/09/2024	18:29	53.5		55.1	49.2
17/09/2024	18:34	55.2		58.3	49.0
17/09/2024	18:39	54.5		57.2	49.6
17/09/2024	18:44	52.3	53.5	54.4	48.7
17/09/2024	18:49	51.6		53.5	49.0
17/09/2024	18:54	53.8		54.1	48.9
17/09/2024	18:59	52.4		53.6	48.4
		Mean	58.3		
		Maximum	65.3		
		Minimum	52.6		

Station: CM31

Date	Start Time	Leq (5mins)	Leq (30mins)	L10 (5mins)	L90 (5mins)
18/09/2024	7:04	50.1		52.5	47.5
18/09/2024	7:09	51.8		53.8	47.9
18/09/2024	7:14	52.6	52.3	55.2	47.9
18/09/2024	7:19	50.6		52.5	47.7
18/09/2024	7:24	51.9		54.7	48.0
18/09/2024	7:29	54.9		58.4	50.5
18/09/2024	7:34	53.8		55.7	50.1
18/09/2024	7:39	54.0		55.9	49.2
18/09/2024	7:44	52.3	57.4	54.1	49.6
18/09/2024	7:49	54.9		58.3	49.5
18/09/2024	7:54	63.3		68.3	49.5
18/09/2024	7:59	53.5		56.6	49.1
18/09/2024	8:04	53.3		54.5	50.6
18/09/2024	8:09	52.5		54.1	50.6
18/09/2024	8:14	52.7	53.0	53.8	50.3
18/09/2024	8:19	53.5		56.3	50.4
18/09/2024	8:24	53.0		55.8	49.8
18/09/2024	8:29	53.0		55.5	50.1
18/09/2024	8:34	55.3		58.6	50.4
18/09/2024	8:39	53.5		56.5	50.1
18/09/2024	8:44	56.2	55.3	60.0	50.9
18/09/2024	8:49	55.7		58.9	51.4
18/09/2024	8:54	55.2		58.2	51.3
18/09/2024	8:59	55.6		58.3	51.1
18/09/2024	9:04	54.6		57.4	51.4
18/09/2024	9:09	56.2		58.7	52.5
18/09/2024	9:14	56.3	55.4	58.4	53.7
18/09/2024	9:19	54.4		56.6	51.3
18/09/2024	9:24	54.7		57.1	51.5
18/09/2024	9:29	55.7		57.6	52.3
18/09/2024	9:34	55.1		57.7	51.9
18/09/2024	9:39	57.5		59.9	52.7
18/09/2024	9:44	56.4	56.6	58.6	52.1
18/09/2024	9:49	56.1		58.4	51.9
18/09/2024	9:54	57.8		60.7	53.4
18/09/2024	9:59	56.1		58.9	51.2
18/09/2024	10:04	57.9		62.4	52.6
18/09/2024	10:09	57.9		61.3	52.2
18/09/2024	10:14	57.0	57.5	58.8	52.4
18/09/2024	10:19	55.9		59.3	51.7
18/09/2024	10:24	55.8		57.7	53.1
18/09/2024	10:29	59.4		59.7	52.8
18/09/2024	10:34	55.4		57.4	53.3
18/09/2024	10:39	61.6		62.8	54.0
18/09/2024	10:44	57.0	64.4	59.2	52.8
18/09/2024	10:49	55.4		57.6	51.6
18/09/2024	10:54	60.1		63.7	53.4
18/09/2024	10:59	71.1		76.7	52.9
18/09/2024	11:04	57.0		58.6	53.4
18/09/2024	11:09	62.9		63.8	53.7
18/09/2024	11:14	56.9	58.6	58.7	54.8
18/09/2024	11:19	57.1		59.2	53.9
18/09/2024	11:24	56.6		59.2	54.2
18/09/2024	11:29	56.2		58.3	53.9
18/09/2024	11:34	63.1		67.3	54.5
18/09/2024	11:39	61.9		62.1	52.4
18/09/2024	11:44	65.3	61.2	71.3	52.0
18/09/2024	11:49	56.0		57.0	51.0
18/09/2024	11:54	55.5		58.0	51.3
18/09/2024	11:59	52.5		54.7	50.5
18/09/2024	12:04	53.1		54.6	51.4
18/09/2024	12:09	55.5		56.9	51.6
18/09/2024	12:14	55.4	54.7	57.2	52.3
18/09/2024	12:19	54.6		56.6	51.6
18/09/2024	12:24	54.8		55.2	51.7
18/09/2024	12:29	54.3		55.4	51.9
18/09/2024	12:34	53.3		54.3	52.0
18/09/2024	12:39	54.2		55.5	52.1
18/09/2024	12:44	53.8	53.8	55.3	51.9
18/09/2024	12:49	53.4		55.5	51.5
18/09/2024	12:54	55.0		56.6	52.0
18/09/2024	12:59	52.8		54.0	50.4
18/09/2024	13:04	52.0		53.4	50.4
18/09/2024	13:09	55.0		57.4	51.3
18/09/2024	13:14	56.4	55.3	58.2	52.7
18/09/2024	13:19	56.5		58.4	52.1
18/09/2024	13:24	55.4		57.6	52.6
18/09/2024	13:29	55.1		57.2	51.4
18/09/2024	13:34	54.7		56.6	52.2
18/09/2024	13:39	55.7		58.0	52.8
18/09/2024	13:44	57.3	55.9	59.2	53.0
18/09/2024	13:49	55.4		57.8	52.4
18/09/2024	13:54	55.5		57.9	52.7
18/09/2024	13:59	56.1		58.1	53.2
18/09/2024	14:04	54.5		55.4	51.8
18/09/2024	14:09	55.6		57.9	52.6
18/09/2024	14:14	55.3	55.7	57.8	53.1
18/09/2024	14:19	55.7		58.3	52.7
18/09/2024	14:24	56.3		58.8	53.3
18/09/2024	14:29	56.7		58.9	53.1
18/09/2024	14:34	56.1		58.2	53.4
18/09/2024	14:39	55.8		58.0	52.7
18/09/2024	14:44	55.1	54.7	57.6	51.9
18/09/2024	14:49	54.1		54.2	51.8
18/09/2024	14:54	53.0		54.4	51.7
18/09/2024	14:59	53.1		54.3	51.7
18/09/2024	15:04	55.4		57.5	52.2
18/09/2024	15:09	56.2		58.5	52.7
18/09/2024	15:14	53.1	54.6	54.0	51.0
18/09/2024	15:19	53.2		54.5	51.7
18/09/2024	15:24	54.9		57.0	52.5
18/09/2024	15:29	53.9		55.7	52.1
18/09/2024	15:34	55.2		56.3	51.8
18/09/2024	15:39	52.9		54.1	51.4
18/09/2024	15:44	54.4	54.6	55.1	51.5
18/09/2024	15:49	53.8		55.7	51.9
18/09/2024	15:54	55.1		57.5	51.9
18/09/2024	15:59	55.6		57.6	51.6
18/09/2024	16:04	58.2		61.6	51.7
18/09/2024	16:09	54.4		54.8	50.8
18/09/2024	16:14	57.2	55.8	61.1	51.3
18/09/2024	16:19	55.9		56.6	50.9
18/09/2024	16:24	53.5		55.3	51.4
18/09/2024	16:29	52.9		55.2	50.6
18/09/2024	16:34	54.5		55.3	50.5
18/09/2024	16:39	62.4		69.0	51.7
18/09/2024	16:44	58.5	57.7	58.7	50.0
18/09/2024	16:49	52.9		55.3	50.7
18/09/2024	16:54	56.6		60.3	50.6
18/09/2024	16:59	52.7		54.4	49.4
18/09/2024	17:04	51.6		53.3	49.5
18/09/2024	17:09	53.8		56.0	49.8
18/09/2024	17:14	53.0	54.0	54.3	49.8
18/09/2024	17:19	55.7		56.9	50.3
18/09/2024	17:24	55.7		58.9	49.9
18/09/2024	17:29	52.3		53.8	50.0
18/09/2024	17:34	53.3		54.9	49.4
18/09/2024	17:39	51.4		53.9	49.1
18/09/2024	17:44	52.3	53.4	53.8	49.7
18/09/2024	17:49	55.2		58.8	50.3
18/09/2024	17:54	55.2		57.5	49.1
18/09/2024	17:59	51.0		52.8	48.2
18/09/2024	18:04	57.6		58.1	49.5
18/09/2024	18:09	58.8		60.6	57.3
18/09/2024	18:14	58.3	57.0	59.6	56.8
18/09/2024	18:19	59.0		59.9	49.5
18/09/2024	18:24	51.2		53.2	48.1
18/09/2024	18:29	50.2		52.2	48.1
18/09/2024	18:34	50.4		52.4	47.8
18/09/2024	18:39	53.0		53.7	48.1
18/09/2024	18:44	53.7	51.8	55.5	48.2
18/09/2024	18:49	50.8		52.7	47.5
18/09/2024	18:54	50.3		51.9	47.9
18/09/2024	18:59	51.5		53.6	48.1
		Mean	55.9		
		Maximum	64.4		
		Minimum	51.8		

Date	Start Time	Leq (5mins)	Leq (30mins)	L10 (5mins)	L90 (5mins)
19/09/2024	7:04	46.0		47.8	44.3
19/09/2024	7:09	45.0		46.8	43.0
19/09/2024	7:14	44.6	46.4	45.8	43.6
19/09/2024	7:19	46.5		47.9	44.7
19/09/2024	7:24	47.9		49.5	45.7
19/09/2024	7:29	47.3		48.4	45.8
19/09/2024	7:34	46.7		47.8	45.4
19/09/2024	7:39	46.2		47.4	44.9
19/09/2024	7:44	45.9	45.7	47.3	44.2
19/09/2024	7:49	45.8		47.4	44.0
19/09/2024	7:54	44.9		46.1	43.3
19/09/2024	7:59	44.1		45.0	43.0
19/09/2024	8:04	45.9		47.8	43.6
19/09/2024	8:09	47.6		49.0	45.9
19/09/2024	8:14	47.6	46.7	48.9	46.0
19/09/2024	8:19	46.5		47.6	45.2
19/09/2024	8:24	46.5		47.9	44.8
19/09/2024	8:29	45.4		46.8	43.9
19/09/2024	8:34	45.1		46.5	43.7
19/09/2024	8:39	44.5		46.4	42.9
19/09/2024	8:44	56.0	50.0	56.1	43.5
19/09/2024	8:49	46.5		46.6	43.0
19/09/2024	8:54	46.8		48.7	44.8
19/09/2024	8:59	46.9		48.4	45.1
19/09/2024	9:04	47.4		49.3	45.1
19/09/2024	9:09	47.9		48.0	45.3
19/09/2024	9:14	46.3	47.2	47.3	45.0
19/09/2024	9:19	46.6		47.7	45.4
19/09/2024	9:24	46.0		47.4	44.3
19/09/2024	9:29	48.3		50.4	45.5
19/09/2024	9:34	47.1		48.7	45.2
19/09/2024	9:39	47.7		49.8	45.2
19/09/2024	9:44	46.8	47.5	48.1	44.9
19/09/2024	9:49	46.4		48.2	43.5
19/09/2024	9:54	48.0		50.9	44.1
19/09/2024	9:59	48.8		49.6	44.3
19/09/2024	10:04	48.9		51.7	45.0
19/09/2024	10:09	50.9		52.9	47.0
19/09/2024	10:14	51.5	51.0	54.2	47.5
19/09/2024	10:19	49.2		51.6	45.7
19/09/2024	10:24	51.5		55.0	44.0
19/09/2024	10:29	52.8		56.0	47.1
19/09/2024	10:34	55.5		60.7	46.5
19/09/2024	10:39	59.1		62.7	49.6
19/09/2024	10:44	52.2	54.9	54.4	47.6
19/09/2024	10:49	50.6		53.8	44.6
19/09/2024	10:54	52.9		54.9	48.6
19/09/2024	10:59	53.6		55.9	49.8
19/09/2024	11:04	56.2		59.2	53.1
19/09/2024	11:09	58.1		59.9	54.4
19/09/2024	11:14	61.7	62.2	62.1	58.0
19/09/2024	11:19	60.5		63.2	57.5
19/09/2024	11:24	66.4		67.3	60.2
19/09/2024	11:29	62.6		65.6	57.6
19/09/2024	11:34	61.8		62.7	58.2
19/09/2024	11:39	64.7		69.9	57.5
19/09/2024	11:44	71.2	66.0	74.2	60.1
19/09/2024	11:49	65.5		71.1	58.0
19/09/2024	11:54	62.1		65.2	56.5
19/09/2024	11:59	60.3		63.4	54.9
19/09/2024	12:04	57.2		59.7	53.6
19/09/2024	12:09	54.5		56.2	51.7
19/09/2024	12:14	54.1	56.9	55.7	52.3
19/09/2024	12:19	58.8		62.3	51.9
19/09/2024	12:24	55.5		58.1	53.2
19/09/2024	12:29	58.9		59.5	53.4
19/09/2024	12:34	55.7		56.8	53.9
19/09/2024	12:39	56.2		57.9	54.0
19/09/2024	12:44	56.0	56.8	57.6	54.3
19/09/2024	12:49	56.4		57.8	54.6
19/09/2024	12:54	58.6		61.4	54.6
19/09/2024	12:59	57.0		58.2	55.6
19/09/2024	13:04	60.6		62.4	57.2
19/09/2024	13:09	61.6		63.6	58.4
19/09/2024	13:14	62.8	68.6	64.9	60.1
19/09/2024	13:19	72.7		77.7	59.1
19/09/2024	13:24	72.5		77.3	60.2
19/09/2024	13:29	63.5		65.5	60.1
19/09/2024	13:34	64.3		67.9	59.4
19/09/2024	13:39	62.5		65.5	58.5
19/09/2024	13:44	59.5	61.5	60.6	57.9
19/09/2024	13:49	60.4		61.7	58.9
19/09/2024	13:54	60.3		61.9	58.7
19/09/2024	13:59	60.0		61.4	58.5
19/09/2024	14:04	61.5		62.6	59.0
19/09/2024	14:09	65.4		65.9	59.4
19/09/2024	14:14	65.1	65.3	65.5	59.7
19/09/2024	14:19	68.2		71.6	59.7
19/09/2024	14:24	65.5		68.9	59.6
19/09/2024	14:29	63.1		66.2	59.4
19/09/2024	14:34	62.2		63.6	60.5
19/09/2024	14:39	65.3		65.5	60.1
19/09/2024	14:44	63.8	64.2	65.8	60.6
19/09/2024	14:49	61.6		63.5	59.7
19/09/2024	14:54	65.0		67.3	61.4
19/09/2024	14:59	65.6		67.8	61.8
19/09/2024	15:04	63.9		65.4	60.4
19/09/2024	15:09	68.6		72.5	59.1
19/09/2024	15:14	66.0		66.4	60.2
19/09/2024	15:19	64.0		65.4	59.6
19/09/2024	15:24	68.3		69.5	60.5
19/09/2024	15:32	63.4		65.1	58.6
19/09/2024	15:37	61.7		62.7	59.1
19/09/2024	15:42	64.8	64.1	66.1	60.1
19/09/2024	15:47	66.6		66.7	61.1
19/09/2024	15:52	62.3		64.4	60.0
19/09/2024	15:57	64.2		66.2	60.6
19/09/2024	16:02	70.2		74.6	64.1
19/09/2024	16:07	65.5		68.0	59.5
19/09/2024	16:12	65.2	66.3	66.9	59.7
19/09/2024	16:17	62.8		66.0	58.2
19/09/2024	16:22	65.1		67.0	61.2
19/09/2024	16:27	64.6		65.9	63.2
19/09/2024	16:32	63.9		66.2	59.7
19/09/2024	16:37	63.9		65.9	60.1
19/09/2024	16:42	61.0	62.8	63.0	58.8
19/09/2024	16:47	62.8		65.7	59.2
19/09/2024	16:52	64.3		67.2	59.4
19/09/2024	16:57	58.1		59.4	56.1
19/09/2024	17:02	62.7		65.5	57.6
19/09/2024	17:07	60.3		63.1	56.2
19/09/2024	17:12	65.1	63.0	67.6	59.0
19/09/2024	17:17	63.0		65.9	57.8
19/09/2024	17:22	63.0		65.8	58.2
19/09/2024	17:27	62.4		65.6	57.6
19/09/2024	17:32	62.4		65.6	55.6
19/09/2024	17:37	57.8		62.1	52.8
19/09/2024	17:42	60.4	59.6	62.7	55.0
19/09/2024	17:47	60.1		63.1	54.1
19/09/2024	17:52	56.8		59.3	53.4
19/09/2024	17:57	56.8		58.4	54.8
19/09/2024	18:02	57.5		60.1	54.7
19/09/2024	18:07	65.2		67.9	58.8
19/09/2024	18:12	67.1	65.6	70.7	56.8
19/09/2024	18:17	68.3		71.8	54.1
19/09/2024	18:22	67.5		72.6	53.1
19/09/2024	18:27	52.4		54.0	49.4
19/09/2024	18:32	51.3		53.3	48.3
19/09/2024	18:37	54.5		57.5	49.3
19/09/2024	18:42	51.0	52.4	52.5	49.1
19/09/2024	18:47	53.0		53.8	49.6
19/09/2024	18:52	51.0		52.6	49.0
19/09/2024	18:57	52.5		53.7	50.5
		Mean	57.6		
		Maximum	68.6		
		Minimum	45.7		

Station: CM31

Date	Start Time	Leq (5mins)	Leq (30mins)	L10 (5mins)	L90 (5mins)
20/09/2024	7:02	48.1		49.7	44.9
20/09/2024	7:07	47.4		49.1	44.6
20/09/2024	7:12	47.9	47.5	51.3	42.9
20/09/2024	7:17	47.3		50.0	42.7
20/09/2024	7:22	47.5		48.1	42.9
20/09/2024	7:27	46.7		49.0	43.4
20/09/2024	7:32	47.9		51.3	43.0
20/09/2024	7:37	47.5		49.7	44.0
20/09/2024	7:42	46.3	47.8	48.6	43.6
20/09/2024	7:47	46.7		48.4	44.8
20/09/2024	7:52	49.2		52.5	45.3
20/09/2024	7:57	48.6		50.9	45.9
20/09/2024	8:02	52.5		54.4	47.0
20/09/2024	8:07	55.7		58.1	52.1
20/09/2024	8:12	52.5	54.1	54.2	50.2
20/09/2024	8:17	49.0		50.8	46.3
20/09/2024	8:22	54.3		57.3	49.4
20/09/2024	8:27	56.7		59.7	51.2
20/09/2024	8:32	54.2		56.4	49.2
20/09/2024	8:37	55.1		57.5	51.7
20/09/2024	8:42	57.7	57.5	58.9	54.0
20/09/2024	8:47	58.5		60.1	56.4
20/09/2024	8:52	58.6		59.9	56.6
20/09/2024	8:57	58.7		60.8	55.7
20/09/2024	9:02	60.4		62.1	57.7
20/09/2024	9:07	60.8		62.7	57.7
20/09/2024	9:12	65.7	63.1	68.3	56.6
20/09/2024	9:17	65.6		65.8	57.8
20/09/2024	9:22	59.8		61.4	57.5
20/09/2024	9:27	62.4		65.3	57.8
20/09/2024	9:32	63.3		66.4	58.2
20/09/2024	9:37	71.8		74.3	67.6
20/09/2024	9:42	70.8	67.5	73.6	66.5
20/09/2024	9:47	62.5		64.2	59.8
20/09/2024	9:52	60.2		61.8	58.2
20/09/2024	9:57	61.9		63.7	59.2
20/09/2024	10:02	62.4		65.0	58.3
20/09/2024	10:07	62.8		64.9	59.8
20/09/2024	10:12	61.9	61.5	64.5	57.8
20/09/2024	10:17	60.4		62.5	57.5
20/09/2024	10:22	60.2		61.6	58.4
20/09/2024	10:27	60.3		65.7	58.9
20/09/2024	10:32	61.4		64.1	57.5
20/09/2024	10:37	63.4		65.8	60.0
20/09/2024	10:42	64.6	62.0	65.9	59.0
20/09/2024	10:47	60.5		62.9	57.2
20/09/2024	10:52	60.7		63.3	57.5
20/09/2024	10:57	58.5		60.1	56.3
20/09/2024	11:02	59.4		60.9	57.2
20/09/2024	11:07	59.3		60.6	56.8
20/09/2024	11:12	62.2	61.4	63.2	58.0
20/09/2024	11:17	60.5		63.0	56.5
20/09/2024	11:22	61.1		63.7	57.4
20/09/2024	11:27	63.9		67.2	58.3
20/09/2024	11:32	65.1		68.0	57.9
20/09/2024	11:37	57.8		59.7	55.4
20/09/2024	11:42	56.6	59.5	58.0	54.2
20/09/2024	11:47	55.1		56.9	53.7
20/09/2024	11:52	56.0		58.1	52.8
20/09/2024	11:57	54.8		56.4	52.8
20/09/2024	12:02	54.1		55.6	52.2
20/09/2024	12:07	54.7		56.2	52.5
20/09/2024	12:12	56.5	55.5	59.1	53.1
20/09/2024	12:17	56.2		58.1	54.1
20/09/2024	12:22	55.4		56.5	54.0
20/09/2024	12:27	55.7		57.0	54.3
20/09/2024	12:32	56.1		57.2	54.7
20/09/2024	12:37	56.3		57.8	54.3
20/09/2024	12:42	56.5	57.3	57.8	54.2
20/09/2024	12:47	56.2		57.4	54.6
20/09/2024	12:52	56.2		57.6	54.3
20/09/2024	12:57	60.4		62.6	56.8
20/09/2024	13:02	58.4		60.2	56.4
20/09/2024	13:07	67.9		72.1	57.3
20/09/2024	13:12	65.4	63.3	70.1	57.4
20/09/2024	13:17	59.8		61.5	57.5
20/09/2024	13:22	58.2		59.5	56.3
20/09/2024	13:27	58.9		60.9	56.7
20/09/2024	13:32	57.9		59.5	55.6
20/09/2024	13:37	57.8		59.2	55.8
20/09/2024	13:42	59.5	61.7	61.9	56.8
20/09/2024	13:47	65.0		68.9	56.6
20/09/2024	13:52	59.2		59.3	55.0
20/09/2024	13:57	64.3		67.2	56.9
20/09/2024	14:02	63.2		67.7	57.5
20/09/2024	14:07	62.2		64.2	56.9
20/09/2024	14:12	59.4	62.6	61.3	57.3
20/09/2024	14:17	60.3		63.0	57.5
20/09/2024	14:22	65.6		65.9	57.3
20/09/2024	14:27	62.1		63.5	58.1
20/09/2024	14:32	63.7		65.7	57.1
20/09/2024	14:37	62.2		64.1	56.8
20/09/2024	14:42	63.6	63.3	66.0	58.3
20/09/2024	14:47	65.2		70.3	57.3
20/09/2024	14:52	61.1		61.5	57.3
20/09/2024	14:57	62.8		66.0	57.9
20/09/2024	15:02	65.0		66.7	58.2
20/09/2024	15:07	62.2		65.5	57.7
20/09/2024	15:12	66.8	63.9	70.8	57.8
20/09/2024	15:17	64.6		65.6	56.7
20/09/2024	15:22	60.2		62.0	57.4
20/09/2024	15:27	60.9		63.9	56.8
20/09/2024	15:32	60.9		63.4	57.5
20/09/2024	15:37	63.5		66.9	57.2
20/09/2024	15:42	62.4	63.1	63.3	61.0
20/09/2024	15:47	65.5		69.4	57.1
20/09/2024	15:52	62.2		65.1	57.9
20/09/2024	15:57	62.7		66.2	56.3
20/09/2024	16:02	59.3		61.0	57.0
20/09/2024	16:07	58.9		60.1	57.7
20/09/2024	16:12	59.3	59.1	60.5	57.2
20/09/2024	16:17	58.8		60.2	57.1
20/09/2024	16:22	59.5		61.4	57.3
20/09/2024	16:27	58.7		59.9	56.2
20/09/2024	16:32	60.5		61.9	57.6
20/09/2024	16:37	60.5		62.3	56.0
20/09/2024	16:42	56.3	62.5	58.4	54.3
20/09/2024	16:47	67.6		73.3	57.0
20/09/2024	16:52	59.2		61.1	56.8
20/09/2024	16:57	61.2		63.0	57.8
20/09/2024	17:02	61.2		63.6	56.8
20/09/2024	17:07	60.2		62.7	56.1
20/09/2024	17:12	60.9	59.9	64.2	55.6
20/09/2024	17:17	59.3		62.7	54.1
20/09/2024	17:22	56.9		58.0	53.6
20/09/2024	17:27	59.8		62.9	54.3
20/09/2024	17:32	55.7		57.3	53.7
20/09/2024	17:37	55.9		56.9	54.1
20/09/2024	17:42	60.7	60.5	61.3	54.9
20/09/2024	17:47	58.9		62.0	55.0
20/09/2024	17:52	61.9		64.8	56.0
20/09/2024	17:57	63.9		66.7	59.6
20/09/2024	18:02	63.7		67.5	54.7
20/09/2024	18:07	60.1		65.0	53.8
20/09/2024	18:12	54.5	58.7	55.7	52.8
20/09/2024	18:17	55.9		58.5	52.7
20/09/2024	18:22	54.2		56.1	51.4
20/09/2024	18:27	52.9		53.9	51.8
20/09/2024	18:32	53.1		54.5	51.3
20/09/2024	18:37	54.0		55.7	51.9
20/09/2024	18:42	53.5	53.2	54.7	52.2
20/09/2024	18:47	53.7		55.4	51.8
20/09/2024	18:52	52.7		54.6	50.3
20/09/2024	18:57	51.9		53.0	50.6
		Mean	59.4		
		Maximum	67.5		
		Minimum	47.5		

Date	Start Time	Leq (5mins)	Leq (30mins)	L10 (5mins)	L90 (5mins)
21/09/2024	7:02	49.2		50.2	48.1
21/09/2024	7:07	53.5		56.7	48.9
21/09/2024	7:12	53.5	55.5	55.4	48.8
21/09/2024	7:17	58.8		58.9	49.3
21/09/2024	7:22	54.1		56.1	50.3
21/09/2024	7:27	57.8		58.6	51.3
21/09/2024	7:32	55.8		59.3	51.5
21/09/2024	7:37	55.1		57.4	51.4
21/09/2024	7:42	54.8	59.1	56.7	51.6
21/09/2024	7:47	63.8		67.6	57.2
21/09/2024	7:52	60.3		62.6	54.3
21/09/2024	7:57	56.1		58.4	52.5
21/09/2024	8:02	57.2		58.9	52.8
21/09/2024	8:07	64.8		66.4	55.0
21/09/2024	8:12	56.6	62.8	58.8	53.8
21/09/2024	8:17	65.6		65.9	54.5
21/09/2024	8:22	65.3		65.4	54.4
21/09/2024	8:27	57.2		59.2	54.2
21/09/2024	8:32	58.3		60.8	54.9
21/09/2024	8:37	61.1		64.3	55.5
21/09/2024	8:42	56.5	59.5	58.4	54.7
21/09/2024	8:47	58.8		60.4	56.3
21/09/2024	8:52	61.1		63.0	56.2
21/09/2024	8:57	59.5		62.0	54.7
21/09/2024	9:02	58.7		60.2	55.7
21/09/2024	9:07	57.2		59.0	54.8
21/09/2024	9:12	56.8	63.3	58.2	55.2
21/09/2024	9:17	62.7		66.7	56.1
21/09/2024	9:22	68.2		71.1	64.0
21/09/2024	9:27	64.3		67.4	57.6
21/09/2024	9:32	58.5		60.6	55.5
21/09/2024	9:37	58.0		59.4	55.6
21/09/2024	9:42	57.5	60.0	59.1	55.4
21/09/2024	9:47	60.1		62.2	56.2
21/09/2024	9:52	60.4		61.6	57.1
21/09/2024	9:57	63.0		66.0	57.5
21/09/2024	10:02	65.6		68.6	58.1
21/09/2024	10:07	63.6		66.8	58.0
21/09/2024	10:12	59.3	62.6	60.7	57.7
21/09/2024	10:17	61.0		63.6	57.6
21/09/2024	10:22	62.5		64.6	57.5
21/09/2024	10:27	60.4		62.1	58.4
21/09/2024	10:32	60.0		61.3	58.2
21/09/2024	10:37	60.3		62.3	57.9
21/09/2024	10:42	58.6	59.4	60.8	55.2
21/09/2024	10:47	59.2		61.1	56.3
21/09/2024	10:52	59.7		61.3	57.2
21/09/2024	10:57	58.5		59.9	56.7
21/09/2024	11:02	58.8		60.4	57.0
21/09/2024	11:07	63.2		67.3	57.0
21/09/2024	11:12	61.3	62.2	65.5	57.2
21/09/2024	11:17	60.9		62.9	58.1
21/09/2024	11:22	64.0		67.9	58.5
21/09/2024	11:27	63.2		66.7	58.6
21/09/2024	11:32	60.0		61.5	57.8
21/09/2024	11:37	62.7		66.2	58.7
21/09/2024	11:42	68.7	65.0	71.6	58.7
21/09/2024	11:47	66.6		70.7	60.4
21/09/2024	11:52	64.1		66.7	56.4
21/09/2024	11:57	61.6		64.7	54.7
21/09/2024	12:02	58.7		63.8	53.7
21/09/2024	12:07	53.6		55.2	51.5
21/09/2024	12:12	54.7	55.3	57.2	52.0
21/09/2024	12:17	53.7		54.8	51.1
21/09/2024	12:22	54.5		56.3	51.9
21/09/2024	12:27	53.7		55.4	51.6
21/09/2024	12:32	56.0		57.2	51.9
21/09/2024	12:37	64.5		68.5	52.6
21/09/2024	12:42	54.8	59.6	56.6	52.7
21/09/2024	12:47	54.6		55.8	53.2
21/09/2024	12:52	59.5		63.0	53.4
21/09/2024	12:57	58.7		62.0	54.2
21/09/2024	13:02	65.4		68.6	55.5
21/09/2024	13:07	65.3		67.6	59.9
21/09/2024	13:12	66.7	67.4	69.1	61.8
21/09/2024	13:17	67.8		70.3	62.3
21/09/2024	13:22	69.3		72.3	63.0
21/09/2024	13:27	68.3		70.4	64.5
21/09/2024	13:32	67.8		71.0	61.0
21/09/2024	13:37	63.8		67.5	58.6
21/09/2024	13:42	61.5	63.8	63.8	58.6
21/09/2024	13:47	61.1		64.0	58.2
21/09/2024	13:52	63.6		67.2	58.5
21/09/2024	13:57	60.1		62.7	57.2
21/09/2024	14:02	61.2		63.3	57.9
21/09/2024	14:07	68.0		68.4	60.7
21/09/2024	14:12	67.5	66.7	69.3	60.4
21/09/2024	14:17	68.2		71.1	60.8
21/09/2024	14:22	68.0		72.4	59.8
21/09/2024	14:27	63.4		67.3	58.6
21/09/2024	14:32	63.8		67.2	59.8
21/09/2024	14:37	66.6		70.7	60.4
21/09/2024	14:42	68.0	69.1	70.6	61.7
21/09/2024	14:47	64.0		67.7	59.3
21/09/2024	14:52	71.6		75.0	63.7
21/09/2024	14:57	72.6		75.2	65.7
21/09/2024	15:02	69.4		72.4	62.2
21/09/2024	15:07	64.0		66.5	60.0
21/09/2024	15:12	63.1	65.2	65.3	60.4
21/09/2024	15:17	63.0		64.9	59.8
21/09/2024	15:22	64.3		67.9	60.1
21/09/2024	15:27	63.2		66.7	58.8
21/09/2024	15:32	60.3		62.3	58.2
21/09/2024	15:37	65.8		70.0	60.1
21/09/2024	15:42	64.1	64.4	67.1	60.2
21/09/2024	15:47	64.7		67.2	60.3
21/09/2024	15:52	63.3		65.0	60.1
21/09/2024	15:57	66.0		68.3	63.4
21/09/2024	16:02	65.6		68.3	61.2
21/09/2024	16:07	66.9		70.3	61.2
21/09/2024	16:12	69.0	69.0	73.1	60.9
21/09/2024	16:17	71.2		73.8	62.3
21/09/2024	16:22	69.8		71.5	66.7
21/09/2024	16:27	69.4		72.1	61.2
21/09/2024	16:32	67.9		71.7	61.1
21/09/2024	16:37	62.4		64.7	59.1
21/09/2024	16:42	66.3	67.2	71.5	59.8
21/09/2024	16:47	71.2		74.5	63.3
21/09/2024	16:52	61.7		62.5	55.8
21/09/2024	16:57	66.5		70.3	57.4
21/09/2024	17:02	65.4		69.7	55.7
21/09/2024	17:07	70.1		72.8	55.5
21/09/2024	17:12	65.9	66.5	70.6	55.1
21/09/2024	17:17	66.7		70.1	56.6
21/09/2024	17:22	64.2		69.7	53.2
21/09/2024	17:27	62.2		65.6	53.9
21/09/2024	17:32	59.4		62.8	53.4
21/09/2024	17:37	60.9		63.8	53.1
21/09/2024	17:42	59.5	59.1	62.5	53.5
21/09/2024	17:47	57.3		60.3	53.6
21/09/2024	17:52	55.7		57.2	53.6
21/09/2024	17:57	59.8		64.3	54.5
21/09/2024	18:02	66.6		69.4	58.2
21/09/2024	18:07	68.2		71.3	58.0
21/09/2024	18:12	67.9	65.6	71.1	54.0
21/09/2024	18:17	65.9		70.6	53.8
21/09/2024	18:22	53.4		55.5	51.0
21/09/2024	18:27	52.4		54.1	49.6
21/09/2024	18:32	53.6		55.5	51.0
21/09/2024	18:37	51.9		53.5	50.1
21/09/2024	18:42	52.1	51.9	53.3	50.5
21/09/2024	18:47	51.5		53.4	49.2
21/09/2024	18:52	50.5		51.9	49.0
21/09/2024	18:57	51.0		52.6	49.2
		Mean	62.5		
		Maximum	69.1		
		Minimum	51.9		

Station: CM31

Date	Start Time	Leq (5mins)	Leq (30mins)	L10 (5mins)	L90 (5mins)
22/09/2024	7:02	49.4		51.2	46.7
22/09/2024	7:07	47.9		48.0	45.0
22/09/2024	7:12	47.2	49.7	48.1	45.6
22/09/2024	7:17	53.0		53.1	45.9
22/09/2024	7:22	48.3		49.5	46.0
22/09/2024	7:27	49.4		51.2	47.0
22/09/2024	7:32	49.2		50.9	46.0
22/09/2024	7:37	47.7		49.0	46.3
22/09/2024	7:42	47.9	49.5	48.9	46.6
22/09/2024	7:47	49.2		49.4	47.0
22/09/2024	7:52	49.8		50.7	47.8
22/09/2024	7:57	51.9		53.4	48.2
22/09/2024	8:02	53.1		54.3	50.3
22/09/2024	8:07	62.1		67.1	50.1
22/09/2024	8:12	51.7	55.9	53.9	49.0
22/09/2024	8:17	50.5		52.3	49.0
22/09/2024	8:22	51.6		52.9	49.6
22/09/2024	8:27	50.9		52.5	49.2
22/09/2024	8:32	53.2		55.6	50.2
22/09/2024	8:37	56.7		57.4	50.8
22/09/2024	8:42	58.9	65.8	61.7	55.6
22/09/2024	8:47	61.8		63.6	58.5
22/09/2024	8:52	66.2		71.1	56.4
22/09/2024	8:57	72.0		75.2	64.0
22/09/2024	9:02	64.2		66.9	57.0
22/09/2024	9:07	67.1		72.1	57.3
22/09/2024	9:12	64.4	65.7	66.8	57.7
22/09/2024	9:17	63.5		66.2	59.6
22/09/2024	9:22	66.1		69.3	59.6
22/09/2024	9:27	67.2		71.6	58.8
22/09/2024	9:32	67.2		69.5	62.1
22/09/2024	9:37	68.6		71.0	65.5
22/09/2024	9:42	64.8	65.7	67.4	59.8
22/09/2024	9:47	62.1		64.6	57.6
22/09/2024	9:52	62.3		65.7	57.5
22/09/2024	9:57	65.3		68.3	58.6
22/09/2024	10:02	64.7		67.5	60.1
22/09/2024	10:07	63.8		67.0	57.4
22/09/2024	10:12	65.3	64.3	69.5	57.7
22/09/2024	10:17	61.8		64.7	56.2
22/09/2024	10:22	63.3		66.5	57.9
22/09/2024	10:27	65.7		69.8	57.5
22/09/2024	10:32	65.1		69.7	57.6
22/09/2024	10:37	63.5		67.4	57.2
22/09/2024	10:42	66.3	64.5	70.9	58.6
22/09/2024	10:47	65.8		71.4	57.3
22/09/2024	10:52	62.5		65.4	58.7
22/09/2024	10:57	62.0		64.1	59.4
22/09/2024	11:02	60.7		62.5	58.6
22/09/2024	11:07	60.1		61.8	58.0
22/09/2024	11:12	71.8	66.6	75.8	62.5
22/09/2024	11:17	61.7		63.6	59.3
22/09/2024	11:22	62.5		64.7	58.2
22/09/2024	11:27	68.2		72.2	59.0
22/09/2024	11:32	67.8		72.0	58.6
22/09/2024	11:37	58.4		60.1	56.2
22/09/2024	11:42	57.3	61.4	58.8	55.1
22/09/2024	11:47	55.4		57.4	53.0
22/09/2024	11:52	54.4		55.9	52.6
22/09/2024	11:57	55.3		57.9	52.3
22/09/2024	12:02	54.5		55.7	52.5
22/09/2024	12:07	53.5		55.1	51.5
22/09/2024	12:12	52.5	54.4	53.7	51.1
22/09/2024	12:17	55.1		56.7	53.0
22/09/2024	12:22	54.8		55.9	53.1
22/09/2024	12:27	55.4		56.8	52.9
22/09/2024	12:32	54.7		56.2	52.8
22/09/2024	12:37	55.7		57.3	53.7
22/09/2024	12:42	55.6	62.0	56.7	54.2
22/09/2024	12:47	58.8		61.4	56.3
22/09/2024	12:52	60.2		62.3	56.6
22/09/2024	12:57	68.3		73.9	56.5
22/09/2024	13:02	62.6		65.3	57.9
22/09/2024	13:07	69.1		72.6	60.5
22/09/2024	13:12	70.2	69.8	74.8	60.0
22/09/2024	13:17	71.6		75.8	59.0
22/09/2024	13:22	69.7		75.0	58.3
22/09/2024	13:27	71.3		74.7	60.9
22/09/2024	13:32	71.3		75.1	61.0
22/09/2024	13:37	69.9		74.4	59.4
22/09/2024	13:42	71.4	69.9	75.5	61.2
22/09/2024	13:47	70.5		75.1	63.3
22/09/2024	13:52	68.0		71.0	64.3
22/09/2024	13:57	66.5		69.1	62.6
22/09/2024	14:02	66.9		69.2	63.8
22/09/2024	14:07	66.1		68.3	63.2
22/09/2024	14:12	65.0	66.3	67.5	59.8
22/09/2024	14:17	66.5		69.0	63.3
22/09/2024	14:22	66.5		69.6	62.7
22/09/2024	14:27	66.6		69.0	63.1
22/09/2024	14:32	64.6		67.1	58.6
22/09/2024	14:37	61.2		63.2	58.5
22/09/2024	14:42	62.4	64.5	64.6	59.7
22/09/2024	14:47	60.9		62.8	58.5
22/09/2024	14:52	66.2		69.8	59.9
22/09/2024	14:57	67.4		71.1	60.9
22/09/2024	15:02	71.9		75.4	62.2
22/09/2024	15:07	74.4		77.6	63.6
22/09/2024	15:12	66.9	69.7	70.2	60.3
22/09/2024	15:17	64.7		69.1	57.4
22/09/2024	15:22	63.4		66.4	57.9
22/09/2024	15:27	63.7		65.8	61.0
22/09/2024	15:32	63.8		66.0	60.9
22/09/2024	15:37	60.5		62.3	57.7
22/09/2024	15:42	68.7	65.7	72.2	63.0
22/09/2024	15:47	67.9		70.8	61.5
22/09/2024	15:52	65.5		68.1	61.8
22/09/2024	15:57	62.2		64.6	58.9
22/09/2024	16:02	61.3		63.6	58.3
22/09/2024	16:07	66.6		68.9	63.3
22/09/2024	16:12	65.7	63.8	67.9	63.1
22/09/2024	16:17	63.6		66.6	59.8
22/09/2024	16:22	60.7		62.8	57.8
22/09/2024	16:27	61.2		63.1	57.9
22/09/2024	16:32	60.1		62.3	56.9
22/09/2024	16:37	58.1		59.9	56.2
22/09/2024	16:42	59.7	59.6	61.5	57.6
22/09/2024	16:47	58.4		59.8	56.9
22/09/2024	16:52	60.1		63.3	56.5
22/09/2024	16:57	60.6		63.0	57.7
22/09/2024	17:02	60.1		62.5	57.2
22/09/2024	17:07	59.8		61.1	57.2
22/09/2024	17:12	64.6	66.9	67.2	59.0
22/09/2024	17:17	71.7		75.6	60.9
22/09/2024	17:22	69.3		74.8	57.6
22/09/2024	17:27	61.0		62.0	53.8
22/09/2024	17:32	54.9		56.8	52.0
22/09/2024	17:37	62.8		66.4	56.0
22/09/2024	17:42	61.0	63.0	64.1	56.6
22/09/2024	17:47	65.3		68.2	60.4
22/09/2024	17:52	55.9		57.8	51.5
22/09/2024	17:57	66.7		69.6	60.4
22/09/2024	18:02	62.8		63.3	52.3
22/09/2024	18:07	59.9		63.0	53.9
22/09/2024	18:12	53.0	57.4	55.1	50.6
22/09/2024	18:17	49.8		51.7	46.1
22/09/2024	18:22	47.6		49.2	45.8
22/09/2024	18:27	46.6		47.8	45.2
22/09/2024	18:32	46.6		47.6	45.4
22/09/2024	18:37	48.5		48.7	45.5
22/09/2024	18:42	48.3	47.4	48.9	45.3
22/09/2024	18:47	46.2		47.6	44.6
22/09/2024	18:52	48.0		49.5	46.0
22/09/2024	18:57	46.0		47.2	44.5
		Mean	62.1		
		Maximum	69.9		
		Minimum	47.4		

Date	Start Time	Leq (5mins)	Leq (30mins)	L10 (5mins)	L90 (5mins)
23/09/2024	7:02	50.4		50.5	44.8
23/09/2024	7:07	53.0		53.8	47.0
23/09/2024	7:12	50.3	50.4	52.3	45.0
23/09/2024	7:17	50.3		53.8	45.5
23/09/2024	7:22	48.2		51.2	44.0
23/09/2024	7:27	48.8		51.9	45.1
23/09/2024	7:32	52.5		53.9	44.7
23/09/2024	7:37	50.2		52.9	44.6
23/09/2024	7:42	49.3	50.5	51.9	44.9
23/09/2024	7:47	50.2		52.9	45.9
23/09/2024	7:52	49.1		50.9	46.1
23/09/2024	7:57	51.0		53.4	47.2
23/09/2024	8:02	52.0		53.2	48.7
23/09/2024	8:07	54.0		56.2	50.2
23/09/2024	8:12	55.8	58.0	57.4	52.2
23/09/2024	8:17	60.8		64.5	56.2
23/09/2024	8:22	59.2		62.3	54.4
23/09/2024	8:27	59.8		61.9	55.6
23/09/2024	8:32	57.2		58.6	55.4
23/09/2024	8:37	55.8		56.9	54.3
23/09/2024	8:42	57.7	59.7	59.0	56.3
23/09/2024	8:47	57.7		59.4	55.8
23/09/2024	8:52	62.2		64.9	57.8
23/09/2024	8:57	62.7		64.1	57.9
23/09/2024	9:02	64.0		67.1	58.1
23/09/2024	9:07	64.5		66.2	58.4
23/09/2024	9:12	63.5	62.9	66.2	58.5
23/09/2024	9:17	62.2		64.4	59.2
23/09/2024	9:22	59.5		61.3	57.1
23/09/2024	9:27	61.8		63.5	59.2
23/09/2024	9:32	62.0		63.5	59.4
23/09/2024	9:37	62.6		64.6	59.3
23/09/2024	9:42	63.6	66.7	65.2	60.7
23/09/2024	9:47	65.7		69.5	59.1
23/09/2024	9:52	69.9		73.1	63.7
23/09/2024	9:57	69.6		72.9	62.9
23/09/2024	10:02	67.0		71.3	57.6
23/09/2024	10:07	67.1		69.5	59.8
23/09/2024	10:12	70.3	68.7	74.0	61.7
23/09/2024	10:17	66.3		68.5	60.6
23/09/2024	10:22	69.6		73.5	62.2
23/09/2024	10:27	70.3		73.8	62.5
23/09/2024	10:32	69.0		72.5	62.6
23/09/2024	10:37	69.3		72.6	62.6
23/09/2024	10:42	65.5	66.1	71.0	61.2
23/09/2024	10:47	63.7		66.4	59.5
23/09/2024	10:52	59.4		61.5	56.7
23/09/2024	10:57	60.6		63.3	56.3
23/09/2024	11:02	61.6		63.8	56.7
23/09/2024	11:07	59.0		61.3	55.4
23/09/2024	11:12	62.1	62.6	64.3	58.2
23/09/2024	11:17	62.4		64.1	57.3
23/09/2024	11:22	63.0		65.5	59.0
23/09/2024	11:27	65.1		68.1	58.1
23/09/2024	11:32	64.6		67.3	58.1
23/09/2024	11:37	63.0		65.9	58.3
23/09/2024	11:42	63.3	62.9	66.0	59.1
23/09/2024	11:47	63.6		66.7	59.1
23/09/2024	11:52	61.2		63.8	57.0
23/09/2024	11:57	60.0		62.6	55.8
23/09/2024	12:02	57.7		60.5	53.5
23/09/2024	12:07	58.3		62.2	53.1
23/09/2024	12:12	60.9	58.8	63.7	56.5
23/09/2024	12:17	60.5		62.7	54.8
23/09/2024	12:22	56.0		58.7	52.1
23/09/2024	12:27	56.9		60.1	51.7
23/09/2024	12:32	61.0		61.9	52.3
23/09/2024	12:37	58.8		62.8	51.9
23/09/2024	12:42	61.1	59.8	61.7	52.6
23/09/2024	12:47	58.1		61.2	52.9
23/09/2024	12:52	58.9		62.1	54.4
23/09/2024	12:57	60.2		63.6	53.9
23/09/2024	13:02	59.8		61.9	55.8
23/09/2024	13:07	61.7		65.2	55.5
23/09/2024	13:12	59.5	60.3	62.1	55.9
23/09/2024	13:17	58.4		60.8	55.5
23/09/2024	13:22	60.4		63.5	55.6
23/09/2024	13:27	61.4		64.8	55.6
23/09/2024	13:32	62.3		65.6	56.0
23/09/2024	13:37	59.5		62.7	54.5
23/09/2024	13:42	59.6	60.6	62.2	55.4
23/09/2024	13:47	59.2		61.6	55.8
23/09/2024	13:52	61.7		64.7	57.4
23/09/2024	13:57	60.1		62.7	55.8
23/09/2024	14:02	59.6		62.4	55.6
23/09/2024	14:07	56.8		58.5	54.7
23/09/2024	14:12	58.7	58.3	60.8	54.7
23/09/2024	14:17	58.0		59.8	53.8
23/09/2024	14:22	59.0		61.7	55.1
23/09/2024	14:27	57.3		59.3	54.5
23/09/2024	14:32	57.2		59.0	54.3
23/09/2024	14:37	58.5		61.0	55.3
23/09/2024	14:42	58.1	58.2	60.4	55.2
23/09/2024	14:47	58.2		60.9	55.0
23/09/2024	14:52	58.6		60.8	54.9
23/09/2024	14:57	58.2		60.3	55.6
23/09/2024	15:02	60.1		61.5	56.2
23/09/2024	15:07	62.9		64.5	55.7
23/09/2024	15:12	60.3	61.3	62.9	55.9
23/09/2024	15:17	61.0		63.5	56.9
23/09/2024	15:22	62.1		64.5	58.7
23/09/2024	15:27	60.5		62.7	56.9
23/09/2024	15:32	62.0		64.7	57.1
23/09/2024	15:37	60.2		62.3	57.1
23/09/2024	15:42	60.7	60.4	63.0	57.4
23/09/2024	15:47	58.3		59.9	56.0
23/09/2024	15:52	60.5		62.4	55.2
23/09/2024	15:57	60.2		62.3	57.4
23/09/2024	16:02	60.3		62.7	57.4
23/09/2024	16:07	59.5		61.4	56.1
23/09/2024	16:12	60.2	59.5	61.6	56.4
23/09/2024	16:17	58.1		59.9	55.6
23/09/2024	16:22	59.0		60.7	56.2
23/09/2024	16:27	59.7		61.0	57.5
23/09/2024	16:32	59.5		61.6	55.2
23/09/2024	16:37	56.9		58.6	54.6
23/09/2024	16:42	56.6	58.6	58.7	54.2
23/09/2024	16:47	58.4		59.3	54.8
23/09/2024	16:52	61.6		64.4	53.0
23/09/2024	16:57	55.5		57.6	52.8
23/09/2024	17:02	55.1		57.7	51.9
23/09/2024	17:07	53.7		56.2	51.1
23/09/2024	17:12	56.7	58.3	59.8	53.0
23/09/2024	17:17	56.9		59.2	53.3
23/09/2024	17:22	60.8		63.2	57.0
23/09/2024	17:27	61.3		64.6	55.0
23/09/2024	17:32	61.9		64.3	57.7
23/09/2024	17:37	62.4		64.5	58.4
23/09/2024	17:42	62.7	62.4	63.7	55.5
23/09/2024	17:47	61.6		64.5	53.7
23/09/2024	17:52	64.5		66.8	56.2
23/09/2024	17:57	60.2		62.6	56.1
23/09/2024	18:02	62.9		65.2	56.2
23/09/2024	18:07	63.2		64.3	56.7
23/09/2024	18:12	61.8	61.6	64.3	57.9
23/09/2024	18:17	60.7		63.5	55.5
23/09/2024	18:22	60.6		63.8	55.1
23/09/2024	18:27	59.1		61.3	54.4
23/09/2024	18:32	57.8		60.9	52.7
23/09/2024	18:37	54.7		57.5	50.6
23/09/2024	18:42	56.6	56.3	59.6	51.4
23/09/2024	18:47	54.6		57.2	50.5
23/09/2024	18:52	57.1		59.7	52.1
23/09/2024	18:57	56.2		59.1	51.0
		Mean	60.1		
		Maximum	68.7		
		Minimum	50.4		

Station: CM31

Date	Start Time	Leq (5mins)	Leq (30mins)	L10 (5mins)	L90 (5mins)
24/09/2024	7:02	52.4		55.2	48.5
24/09/2024	7:07	52.0		53.8	47.1
24/09/2024	7:12	51.9	53.8	55.1	47.8
24/09/2024	7:17	53.9		56.3	49.0
24/09/2024	7:22	57.0		60.0	50.3
24/09/2024	7:27	52.8		55.6	48.9
24/09/2024	7:32	54.9		58.1	49.2
24/09/2024	7:37	54.7		57.7	50.6
24/09/2024	7:42	56.5	56.6	59.2	51.2
24/09/2024	7:47	59.0		60.4	49.9
24/09/2024	7:52	57.6		58.1	49.2
24/09/2024	7:57	55.1		57.9	50.5
24/09/2024	8:02	58.9		59.8	50.8
24/09/2024	8:07	57.1		60.2	52.4
24/09/2024	8:12	57.7	58.7	60.6	53.5
24/09/2024	8:17	58.6		61.8	52.9
24/09/2024	8:22	58.0		60.6	54.6
24/09/2024	8:27	60.7		61.5	54.5
24/09/2024	8:32	59.7		60.8	54.2
24/09/2024	8:37	58.5		60.9	54.7
24/09/2024	8:42	56.0	57.2	57.7	53.3
24/09/2024	8:47	55.6		57.0	53.7
24/09/2024	8:52	55.0		57.2	52.2
24/09/2024	8:57	56.4		58.3	53.1
24/09/2024	9:02	56.7		58.5	53.8
24/09/2024	9:07	56.0		57.7	53.6
24/09/2024	9:12	57.9	57.2	59.1	55.5
24/09/2024	9:17	58.1		61.7	54.5
24/09/2024	9:22	57.5		60.1	54.4
24/09/2024	9:27	56.8		59.8	54.0
24/09/2024	9:32	58.9		61.3	56.2
24/09/2024	9:37	61.2		63.2	57.0
24/09/2024	9:42	59.5	60.1	60.9	57.0
24/09/2024	9:47	58.3		60.0	56.2
24/09/2024	9:52	62.1		65.5	55.7
24/09/2024	9:57	59.0		61.0	56.1
24/09/2024	10:02	62.3		67.0	55.6
24/09/2024	10:07	63.8		66.2	57.9
24/09/2024	10:12	62.9	63.0	65.5	57.5
24/09/2024	10:17	61.8		64.2	54.8
24/09/2024	10:22	62.9		66.1	54.6
24/09/2024	10:27	63.8		66.3	56.9
24/09/2024	10:32	64.2		65.8	57.3
24/09/2024	10:37	63.4		66.4	56.2
24/09/2024	10:42	62.2	62.7	67.3	57.9
24/09/2024	10:47	63.0		66.1	57.2
24/09/2024	10:52	62.4		65.4	58.1
24/09/2024	10:57	59.8		61.9	57.0
24/09/2024	11:02	58.1		60.1	55.2
24/09/2024	11:07	58.5		61.3	55.1
24/09/2024	11:12	56.6	56.8	58.5	53.8
24/09/2024	11:17	56.3		58.6	52.7
24/09/2024	11:22	55.8		58.5	52.7
24/09/2024	11:27	54.1		55.4	51.9
24/09/2024	11:32	53.4		54.7	51.6
24/09/2024	11:37	53.9		55.4	52.0
24/09/2024	11:42	55.0	55.0	56.4	52.6
24/09/2024	11:47	54.0		55.3	52.0
24/09/2024	11:52	54.1		55.2	52.8
24/09/2024	11:57	57.7		59.7	54.5
24/09/2024	12:02	59.3		60.9	57.1
24/09/2024	12:07	66.4		69.3	58.1
24/09/2024	12:12	67.0	69.0	70.8	59.4
24/09/2024	12:17	74.5		79.9	58.0
24/09/2024	12:22	66.3		69.6	60.6
24/09/2024	12:27	66.6		69.2	61.6
24/09/2024	12:32	66.9		70.1	61.2
24/09/2024	12:37	74.9		79.7	58.1
24/09/2024	12:42	73.8	71.9	79.3	57.8
24/09/2024	12:47	74.0		77.8	63.4
24/09/2024	12:52	66.7		69.3	60.7
24/09/2024	12:57	64.8		68.3	59.2
24/09/2024	13:02	69.8		73.2	60.5
24/09/2024	13:07	71.5		73.9	65.5
24/09/2024	13:12	71.1	71.0	73.0	68.7
24/09/2024	13:17	71.6		73.5	69.3
24/09/2024	13:22	72.1		74.1	69.3
24/09/2024	13:27	69.4		71.4	66.5
24/09/2024	13:32	70.3		73.1	62.6
24/09/2024	13:37	71.0		72.9	68.1
24/09/2024	13:42	70.2	69.1	72.2	67.3
24/09/2024	13:47	69.8		71.8	66.8
24/09/2024	13:52	65.0		69.6	58.6
24/09/2024	13:57	63.8		66.1	58.6
24/09/2024	14:02	62.9		65.6	58.7
24/09/2024	14:07	64.2		69.0	59.0
24/09/2024	14:12	69.1	75.6	73.1	59.3
24/09/2024	14:17	69.1		73.2	60.2
24/09/2024	14:22	82.0		84.8	73.5
24/09/2024	14:27	75.7		80.9	61.1
24/09/2024	14:32	68.5		72.5	59.6
24/09/2024	14:37	60.1		62.5	56.8
24/09/2024	14:42	70.9	69.7	73.4	62.7
24/09/2024	14:47	67.4		69.0	65.3
24/09/2024	14:52	67.0		70.6	58.0
24/09/2024	14:57	74.0		79.2	57.2
24/09/2024	15:02	78.3		81.0	74.1
24/09/2024	15:07	73.3		77.0	67.2
24/09/2024	15:12	71.0	73.0	73.5	63.5
24/09/2024	15:17	61.4		63.1	58.9
24/09/2024	15:22	68.5		71.9	60.5
24/09/2024	15:27	70.4		72.9	65.8
24/09/2024	15:32	68.0		70.6	61.1
24/09/2024	15:37	60.9		62.9	57.6
24/09/2024	15:42	60.6	63.9	63.0	56.9
24/09/2024	15:47	64.2		66.2	61.5
24/09/2024	15:52	62.2		64.5	58.8
24/09/2024	15:57	62.5		64.5	59.4
24/09/2024	16:02	62.5		64.0	59.6
24/09/2024	16:07	61.8		64.3	57.8
24/09/2024	16:12	66.6	64.0	69.9	60.1
24/09/2024	16:17	62.3		65.0	58.9
24/09/2024	16:22	63.6		66.3	58.6
24/09/2024	16:27	64.9		66.2	59.1
24/09/2024	16:32	77.5		82.0	59.7
24/09/2024	16:37	74.6		79.9	58.7
24/09/2024	16:42	62.4	72.0	62.5	56.9
24/09/2024	16:47	60.1		62.6	54.3
24/09/2024	16:52	62.2		67.1	54.0
24/09/2024	16:57	67.7		71.6	61.0
24/09/2024	17:02	69.2		72.2	61.4
24/09/2024	17:07	67.9		72.0	56.1
24/09/2024	17:12	68.1	67.9	72.5	53.0
24/09/2024	17:17	71.4		75.2	55.5
24/09/2024	17:22	60.5		64.0	53.2
24/09/2024	17:27	60.4		64.5	52.6
24/09/2024	17:32	51.2		52.5	49.3
24/09/2024	17:37	49.9		51.9	46.4
24/09/2024	17:42	48.7	48.8	50.3	46.8
24/09/2024	17:47	47.8		50.0	45.9
24/09/2024	17:52	46.3		47.6	44.9
24/09/2024	17:57	47.3		47.8	45.4
24/09/2024	18:02	46.8		48.9	45.1
24/09/2024	18:07	48.4		50.5	45.7
24/09/2024	18:12	47.4	47.3	49.3	45.7
24/09/2024	18:17	47.6		49.8	45.4
24/09/2024	18:22	46.4		48.5	44.7
24/09/2024	18:27	46.6		48.8	44.5
24/09/2024	18:32	47.4		48.7	45.7
24/09/2024	18:37	47.6		49.2	45.9
24/09/2024	18:42	48.2	47.4	50.1	45.6
24/09/2024	18:47	46.3		47.4	44.8
24/09/2024	18:52	45.6		46.4	44.3
24/09/2024	18:57	48.5		49.2	46.4
		Mean	62.1		
		Maximum	75.6		
		Minimum	47.3		

Date	Start Time	Leq (5mins)	Leq (30mins)	L10 (5mins)	L90 (5mins)
25/09/2024	7:02	49.8		50.3	45.1
25/09/2024	7:07	47.1		48.9	45.2
25/09/2024	7:12	49.1	49.6	51.5	46.3
25/09/2024	7:17	48.1		49.0	46.9
25/09/2024	7:22	51.1		51.5	47.8
25/09/2024	7:27	50.9		52.9	48.7
25/09/2024	7:32	53.1		54.5	48.5
25/09/2024	7:37	52.1		54.3	49.3
25/09/2024	7:42	56.1	55.9	58.1	53.1
25/09/2024	7:47	59.9		63.2	51.2
25/09/2024	7:52	54.3		55.5	52.6
25/09/2024	7:57	54.9		56.2	53.2
25/09/2024	8:02	58.3		60.7	55.2
25/09/2024	8:07	59.3		61.8	56.0
25/09/2024	8:12	59.0	59.9	60.6	56.4
25/09/2024	8:17	60.3		63.3	56.1
25/09/2024	8:22	60.5		62.6	57.6
25/09/2024	8:27	61.1		63.2	58.4
25/09/2024	8:32	60.1		62.4	56.9
25/09/2024	8:37	61.5		64.6	57.3
25/09/2024	8:42	60.1	62.1	61.7	58.0
25/09/2024	8:47	61.5		62.9	59.1
25/09/2024	8:52	62.8		64.8	57.7
25/09/2024	8:57	64.6		67.4	58.8
25/09/2024	9:02	61.9		63.6	59.1
25/09/2024	9:07	70.4		74.4	61.8
25/09/2024	9:12	71.2	69.6	74.8	63.7
25/09/2024	9:17	71.0		74.8	60.0
25/09/2024	9:22	66.3		70.6	57.2
25/09/2024	9:27	71.0		75.3	59.6
25/09/2024	9:32	69.0		74.8	58.6
25/09/2024	9:37	66.6		68.6	58.9
25/09/2024	9:42	69.2	67.0	71.8	60.6
25/09/2024	9:47	66.1		68.2	60.4
25/09/2024	9:52	64.7		67.5	60.4
25/09/2024	9:57	63.7		66.5	59.5
25/09/2024	10:02	60.7		61.8	58.8
25/09/2024	10:07	67.8		71.7	58.6
25/09/2024	10:12	60.8	65.1	61.1	58.2
25/09/2024	10:17	64.7		69.4	57.9
25/09/2024	10:22	68.2		73.3	58.3
25/09/2024	10:27	62.2		68.1	58.4
25/09/2024	10:32	65.4		68.1	59.0
25/09/2024	10:37	60.1		62.4	56.9
25/09/2024	10:42	61.2	62.3	63.8	57.2
25/09/2024	10:47	61.3		64.0	57.9
25/09/2024	10:52	62.6		64.9	57.7
25/09/2024	10:57	60.7		62.7	58.1
25/09/2024	11:02	60.7		63.1	57.2
25/09/2024	11:07	61.0		63.8	57.3
25/09/2024	11:12	59.0	59.9	60.9	56.6
25/09/2024	11:17	59.9		61.8	56.0
25/09/2024	11:22	59.8		61.4	57.1
25/09/2024	11:27	58.7		60.3	56.1
25/09/2024	11:32	58.1		60.5	54.4
25/09/2024	11:37	56.9		59.0	53.8
25/09/2024	11:42	57.4	58.1	59.2	54.1
25/09/2024	11:47	61.5		65.3	54.1
25/09/2024	11:52	56.2		58.0	54.0
25/09/2024	11:57	55.6		57.1	53.3
25/09/2024	12:02	54.1		55.6	52.2
25/09/2024	12:07	55.6		56.9	53.6
25/09/2024	12:12	56.2	55.8	58.8	53.3
25/09/2024	12:17	56.2		57.2	53.6
25/09/2024	12:22	55.5		56.8	53.6
25/09/2024	12:27	56.7		58.3	55.1
25/09/2024	12:32	56.1		57.9	54.5
25/09/2024	12:37	59.4		62.6	55.5
25/09/2024	12:42	63.0	61.7	66.3	57.8
25/09/2024	12:47	63.3		67.4	58.0
25/09/2024	12:52	60.3		62.6	57.8
25/09/2024	12:57	63.6		66.2	58.7
25/09/2024	13:02	61.0		63.3	58.6
25/09/2024	13:07	67.6		72.0	58.8
25/09/2024	13:12	62.2	63.1	65.0	58.5
25/09/2024	13:17	59.5		61.3	57.4
25/09/2024	13:22	59.6		60.8	58.0
25/09/2024	13:27	62.2		64.1	59.5
25/09/2024	13:32	61.7		64.1	58.6
25/09/2024	13:37	61.6		63.8	58.8
25/09/2024	13:42	61.3	61.6	63.6	58.2
25/09/2024	13:47	62.8		65.8	58.8
25/09/2024	13:52	60.8		63.5	57.2
25/09/2024	13:57	60.9		62.5	58.8
25/09/2024	14:02	62.5		65.3	59.2
25/09/2024	14:07	61.8		64.2	59.0
25/09/2024	14:12	60.0	61.9	61.6	58.4
25/09/2024	14:17	62.9		65.8	59.5
25/09/2024	14:22	61.6		63.9	58.6
25/09/2024	14:27	62.2		64.3	59.1
25/09/2024	14:32	63.4		65.4	58.8
25/09/2024	14:37	62.9		64.7	59.1
25/09/2024	14:42	62.2	64.0	64.3	59.6
25/09/2024	14:47	62.5		64.5	60.0
25/09/2024	14:52	67.0		71.5	59.1
25/09/2024	14:57	64.0		65.5	60.0
25/09/2024	15:02	69.5		73.4	61.9
25/09/2024	15:07	63.0		65.2	60.3
25/09/2024	15:12	71.0	68.1	74.1	65.3
25/09/2024	15:17	67.5		69.7	64.4
25/09/2024	15:22	69.3		71.4	66.8
25/09/2024	15:27	61.2		63.3	58.6
25/09/2024	15:32	65.9		69.3	59.3
25/09/2024	15:37	62.6		66.0	57.6
25/09/2024	15:42	61.5	62.6	63.0	58.7
25/09/2024	15:47	61.8		64.0	59.0
25/09/2024	15:52	59.8		61.2	58.3
25/09/2024	15:57	61.6		63.8	58.3
25/09/2024	16:02	61.7		64.2	58.2
25/09/2024	16:07	63.0		66.1	58.8
25/09/2024	16:12	61.6	61.5	64.6	58.3
25/09/2024	16:17	62.1		65.2	57.9
25/09/2024	16:22	61.3		63.6	58.9
25/09/2024	16:27	58.0		59.4	56.5
25/09/2024	16:32	60.8		64.6	55.3
25/09/2024	16:37	58.2		61.9	55.2
25/09/2024	16:42	56.4	60.2	56.7	55.2
25/09/2024	16:47	61.1		64.5	55.4
25/09/2024	16:52	61.4		63.3	58.2
25/09/2024	16:57	61.2		64.6	56.7
25/09/2024	17:02	58.8		62.3	53.9
25/09/2024	17:07	59.2		62.2	50.6
25/09/2024	17:12	58.7	57.8	61.3	55.3
25/09/2024	17:17	55.7		57.8	52.2
25/09/2024	17:22	54.2		56.3	50.7
25/09/2024	17:27	58.1		63.1	50.8
25/09/2024	17:32	58.5		62.3	51.3
25/09/2024	17:37	55.7		59.6	50.3
25/09/2024	17:42	57.1	56.3	61.3	51.1
25/09/2024	17:47	55.4		57.8	50.3
25/09/2024	17:52	53.4		55.7	49.6
25/09/2024	17:57	56.0		57.8	52.7
25/09/2024	18:02	53.4		55.0	51.1
25/09/2024	18:07	52.3		53.5	49.0
25/09/2024	18:12	49.6	51.7	50.6	48.2
25/09/2024	18:17	50.1		51.3	48.7
25/09/2024	18:22	51.8		53.0	50.4
25/09/2024	18:27	51.6		52.3	49.4
25/09/2024	18:32	49.5		51.2	47.7
25/09/2024	18:37	49.8		51.4	47.9
25/09/2024	18:42	49.6	49.6	50.5	47.6
25/09/2024	18:47	50.2		52.2	47.8
25/09/2024	18:52	50.0		51.1	47.8
25/09/2024	18:57	48.4		50.1	46.1
		Mean	60.2		
		Maximum	69.6		
		Minimum	49.6		

Station: CM31

Date	Start Time	Leq (5mins)	Leq (30mins)	L10 (5mins)	L90 (5mins)
26/09/2024	7:02	46.3		47.9	44.4
26/09/2024	7:07	47.4		49.7	44.8
26/09/2024	7:12	49.8	49.5	52.7	46.7
26/09/2024	7:17	52.3		55.8	47.1
26/09/2024	7:22	50.0		51.9	46.8
26/09/2024	7:27	48.6		51.3	44.6
26/09/2024	7:32	48.5		50.3	46.2
26/09/2024	7:37	49.4		51.3	46.8
26/09/2024	7:42	49.3	55.9	50.8	47.0
26/09/2024	7:47	56.4		59.4	49.7
26/09/2024	7:52	59.2		62.3	55.1
26/09/2024	7:57	59.2		61.1	55.2
26/09/2024	8:02	55.4		56.6	54.0
26/09/2024	8:07	54.5		57.4	51.0
26/09/2024	8:12	54.8	56.1	56.5	51.9
26/09/2024	8:17	54.9		56.4	53.1
26/09/2024	8:22	57.5		59.2	55.2
26/09/2024	8:27	57.9		59.6	56.2
26/09/2024	8:32	59.2		60.0	56.8
26/09/2024	8:37	59.2		60.8	57.1
26/09/2024	8:42	60.7	61.1	64.3	55.9
26/09/2024	8:47	63.1		63.4	57.8
26/09/2024	8:52	63.3		65.8	57.7
26/09/2024	8:57	58.3		59.8	56.7
26/09/2024	9:02	59.3		60.7	57.4
26/09/2024	9:07	59.9		62.0	57.6
26/09/2024	9:12	64.5	63.3	66.6	61.5
26/09/2024	9:17	62.4		66.1	58.1
26/09/2024	9:22	66.0		68.0	63.6
26/09/2024	9:27	63.9		66.7	57.2
26/09/2024	9:32	60.0		62.6	57.0
26/09/2024	9:37	60.4		63.4	56.3
26/09/2024	9:42	59.1	60.0	62.2	55.8
26/09/2024	9:47	58.8		60.2	57.2
26/09/2024	9:52	59.3		60.4	57.8
26/09/2024	9:57	61.6		64.2	57.3
26/09/2024	10:02	61.4		63.6	56.0
26/09/2024	10:07	59.1		61.2	56.1
26/09/2024	10:12	62.1	60.6	65.6	56.7
26/09/2024	10:17	61.8		64.8	56.7
26/09/2024	10:22	59.8		62.6	54.9
26/09/2024	10:27	57.8		60.0	54.9
26/09/2024	10:32	60.0		61.7	56.1
26/09/2024	10:37	60.9		63.4	55.9
26/09/2024	10:42	59.3	59.7	61.9	56.0
26/09/2024	10:47	59.2		62.5	54.6
26/09/2024	10:52	61.1		64.9	55.1
26/09/2024	10:57	56.6		58.2	53.6
26/09/2024	11:02	57.5		58.9	53.0
26/09/2024	11:07	56.9		58.3	53.5
26/09/2024	11:12	56.1	56.0	58.1	53.6
26/09/2024	11:17	55.7		57.6	53.4
26/09/2024	11:22	54.1		55.8	51.8
26/09/2024	11:27	54.7		57.0	52.7
26/09/2024	11:32	56.4		58.5	53.8
26/09/2024	11:37	54.8		57.8	51.8
26/09/2024	11:42	53.6	54.0	55.5	51.5
26/09/2024	11:47	52.4		53.9	50.8
26/09/2024	11:52	53.2		54.4	51.6
26/09/2024	11:57	52.4		53.3	51.2
26/09/2024	12:02	53.2		54.5	51.1
26/09/2024	12:07	53.1		54.8	51.4
26/09/2024	12:12	54.0	54.9	55.8	51.9
26/09/2024	12:17	54.3		56.0	51.9
26/09/2024	12:22	56.1		58.0	53.9
26/09/2024	12:27	57.0		59.2	54.2
26/09/2024	12:32	60.1		62.6	55.3
26/09/2024	12:37	57.8		60.0	54.3
26/09/2024	12:42	59.0	59.5	61.2	55.7
26/09/2024	12:47	58.3		60.2	56.0
26/09/2024	12:52	61.0		64.3	56.0
26/09/2024	12:57	60.0		60.9	56.4
26/09/2024	13:02	59.7		62.9	54.3
26/09/2024	13:07	58.5		60.7	55.7
26/09/2024	13:12	59.2	59.4	61.3	57.2
26/09/2024	13:17	61.0		61.1	56.5
26/09/2024	13:22	59.4		61.3	56.1
26/09/2024	13:27	58.2		59.5	56.3
26/09/2024	13:32	59.5		62.8	56.0
26/09/2024	13:37	60.2		63.3	56.3
26/09/2024	13:42	58.8	59.8	60.7	56.2
26/09/2024	13:47	59.5		61.5	56.8
26/09/2024	13:52	61.7		64.9	57.1
26/09/2024	13:57	57.9		59.3	56.1
26/09/2024	14:02	60.8		64.0	55.7
26/09/2024	14:07	63.5		64.9	56.7
26/09/2024	14:12	62.4	62.1	63.0	55.9
26/09/2024	14:17	58.4		60.4	55.9
26/09/2024	14:22	64.8		69.5	57.2
26/09/2024	14:27	58.9		60.8	56.3
26/09/2024	14:32	58.6		60.3	56.1
26/09/2024	14:37	60.6		64.7	55.4
26/09/2024	14:42	60.3	62.5	62.6	56.4
26/09/2024	14:47	63.7		66.7	59.6
26/09/2024	14:52	60.6		62.6	57.5
26/09/2024	14:57	66.2		68.9	59.5
26/09/2024	15:02	68.1		71.1	63.6
26/09/2024	15:07	70.5		72.9	66.5
26/09/2024	15:12	64.5	66.8	69.3	57.4
26/09/2024	15:17	66.0		71.4	56.4
26/09/2024	15:22	66.0		70.2	57.2
26/09/2024	15:27	57.7		58.9	56.1
26/09/2024	15:32	59.1		61.6	56.5
26/09/2024	15:37	57.3		58.8	55.4
26/09/2024	15:42	57.8	59.8	59.3	55.7
26/09/2024	15:47	58.7		61.8	55.5
26/09/2024	15:52	59.8		62.7	55.8
26/09/2024	15:57	63.3		66.5	57.7
26/09/2024	16:02	58.5		60.3	55.4
26/09/2024	16:07	58.1		60.0	55.8
26/09/2024	16:12	57.4	56.6	59.6	55.4
26/09/2024	16:17	54.9		56.4	52.9
26/09/2024	16:22	53.6		54.6	52.6
26/09/2024	16:27	54.6		55.3	53.8
26/09/2024	16:32	58.6		60.6	54.4
26/09/2024	16:37	60.3		62.8	55.3
26/09/2024	16:42	57.4	57.6	60.1	54.6
26/09/2024	16:47	57.1		59.7	51.8
26/09/2024	16:52	51.7		53.3	50.2
26/09/2024	16:57	56.1		57.5	51.4
26/09/2024	17:02	53.9		54.2	51.2
26/09/2024	17:07	53.7		56.7	50.6
26/09/2024	17:12	52.3	52.9	54.1	50.7
26/09/2024	17:17	52.5		54.2	50.5
26/09/2024	17:22	52.7		54.8	50.7
26/09/2024	17:27	52.0		53.4	50.6
26/09/2024	17:32	51.9		53.8	50.0
26/09/2024	17:37	50.6		51.4	49.6
26/09/2024	17:42	51.2	52.0	52.0	49.9
26/09/2024	17:47	51.4		52.8	50.1
26/09/2024	17:52	51.6		52.7	50.0
26/09/2024	17:57	54.3		56.1	49.4
26/09/2024	18:02	52.2		52.6	49.5
26/09/2024	18:07	50.4		50.9	49.8
26/09/2024	18:12	50.3	50.6	50.8	49.8
26/09/2024	18:17	50.7		51.9	48.5
26/09/2024	18:22	50.0		50.8	48.8
26/09/2024	18:27	49.1		49.7	48.5
26/09/2024	18:32	49.8		50.6	48.8
26/09/2024	18:37	50.4		50.9	48.8
26/09/2024	18:42	49.4	49.8	50.2	48.3
26/09/2024	18:47	49.0		49.7	48.1
26/09/2024	18:52	50.9		55.8	47.9
26/09/2024	18:57	48.9		50.2	48.0
		Mean	57.5		
		Maximum	66.8		
		Minimum	49.5		

Date	Start Time	Leq (5mins)	Leq (30mins)	L10 (5mins)	L90 (5mins)
27/09/2024	7:02	56.5		57.1	48.2
27/09/2024	7:07	53.0		54.8	48.5
27/09/2024	7:12	53.4	56.8	55.7	50.1
27/09/2024	7:17	56.9		60.8	50.7
27/09/2024	7:22	58.5		59.9	51.4
27/09/2024	7:27	59.2		61.9	51.4
27/09/2024	7:32	61.2		63.3	53.2
27/09/2024	7:37	63.2		68.3	54.5
27/09/2024	7:42	61.0	61.6	62.7	55.5
27/09/2024	7:47	59.0		59.6	54.3
27/09/2024	7:52	58.9		60.1	52.9
27/09/2024	7:57	63.7		69.0	53.5
27/09/2024	8:02	56.8		59.4	52.0
27/09/2024	8:07	57.5		60.0	53.9
27/09/2024	8:12	58.0	57.8	59.5	55.8
27/09/2024	8:17	59.0		60.8	56.6
27/09/2024	8:22	56.8		58.2	54.2
27/09/2024	8:27	58.2		61.0	53.8
27/09/2024	8:32	59.3		62.5	54.8
27/09/2024	8:37	61.6		64.9	56.1
27/09/2024	8:42	60.3	60.6	63.1	56.4
27/09/2024	8:47	60.5		63.3	56.5
27/09/2024	8:52	58.8		60.4	56.0
27/09/2024	8:57	62.0		64.2	59.4
27/09/2024	9:02	61.0		64.0	56.5
27/09/2024	9:07	64.4		67.3	59.5
27/09/2024	9:12	64.5	61.8	67.6	55.7
27/09/2024	9:17	58.4		61.1	55.2
27/09/2024	9:22	59.2		60.4	56.3
27/09/2024	9:27	59.0		61.8	56.4
27/09/2024	9:32	58.3		59.9	55.9
27/09/2024	9:37	58.0		60.9	53.4
27/09/2024	9:42	55.6	56.4	58.1	52.6
27/09/2024	9:47	55.6		57.6	53.2
27/09/2024	9:52	54.9		56.5	53.0
27/09/2024	9:57	54.8		56.6	52.5
27/09/2024	10:02	54.6		56.2	52.7
27/09/2024	10:07	53.4		54.5	51.9
27/09/2024	10:12	57.7	55.7	61.9	51.7
27/09/2024	10:17	58.5		62.2	53.6
27/09/2024	10:22	54.1		57.1	51.4
27/09/2024	10:27	52.2		53.1	50.8
27/09/2024	10:32	54.5		55.8	51.7
27/09/2024	10:37	56.0		59.7	52.1
27/09/2024	10:42	53.2	54.1	55.1	51.0
27/09/2024	10:47	53.5		55.0	51.7
27/09/2024	10:52	53.5		55.2	51.5
27/09/2024	10:57	53.2		54.7	51.8
27/09/2024	11:02	54.9		57.0	52.9
27/09/2024	11:07	62.0		67.2	53.7
27/09/2024	11:12	62.7	61.1	67.3	54.4
27/09/2024	11:17	59.5		63.7	54.8
27/09/2024	11:22	60.4		64.2	54.5
27/09/2024	11:27	62.9		67.9	55.2
27/09/2024	11:32	58.9		63.1	54.1
27/09/2024	11:37	63.3		66.4	57.2
27/09/2024	11:42	60.0	60.1	65.1	53.8
27/09/2024	11:47	57.0		58.9	53.8
27/09/2024	11:52	59.1		62.7	55.6
27/09/2024	11:57	59.9		62.2	56.1
27/09/2024	12:02	61.1		64.1	55.4
27/09/2024	12:07	59.7		63.0	55.2
27/09/2024	12:12	59.8	59.6	63.2	55.3
27/09/2024	12:17	60.3		64.1	54.7
27/09/2024	12:22	56.4		58.7	54.0
27/09/2024	12:27	58.9		61.6	54.8
27/09/2024	12:32	59.3		61.7	56.5
27/09/2024	12:37	56.4		58.0	54.4
27/09/2024	12:42	56.6	60.2	58.1	54.9
27/09/2024	12:47	59.6		62.0	56.3
27/09/2024	12:52	60.2		64.1	55.5
27/09/2024	12:57	64.0		68.4	55.5
27/09/2024	13:02	61.5		66.2	54.1
27/09/2024	13:07	59.9		64.4	54.0
27/09/2024	13:12	59.0	60.4	62.8	54.3
27/09/2024	13:17	60.6		63.9	55.4
27/09/2024	13:22	60.5		64.7	54.7
27/09/2024	13:27	60.3		63.6	56.8
27/09/2024	13:32	61.8		65.9	54.9
27/09/2024	13:37	65.3		68.5	56.2
27/09/2024	13:42	68.6	64.3	71.3	59.9
27/09/2024	13:47	63.0		64.6	60.5
27/09/2024	13:52	61.1		63.9	56.1
27/09/2024	13:57	58.5		58.8	55.6
27/09/2024	14:02	62.6		65.8	56.9
27/09/2024	14:07	56.5		57.8	55.2
27/09/2024	14:12	55.9	58.6	57.3	54.5
27/09/2024	14:17	56.7		58.0	55.2
27/09/2024	14:22	57.3		58.3	56.1
27/09/2024	14:27	58.5		59.9	56.8
27/09/2024	14:32	61.6		65.9	57.4
27/09/2024	14:37	61.7		65.2	57.5
27/09/2024	14:42	59.3	60.5	61.9	56.7
27/09/2024	14:47	63.2		66.6	56.9
27/09/2024	14:52	56.5		57.6	54.7
27/09/2024	14:57	56.3		57.4	54.7
27/09/2024	15:02	62.5		66.9	54.4
27/09/2024	15:07	56.4		58.1	54.3
27/09/2024	15:12	56.6	59.7	57.7	53.2
27/09/2024	15:17	58.2		62.5	53.4
27/09/2024	15:22	58.6		60.6	55.7
27/09/2024	15:27	61.9		66.2	53.8
27/09/2024	15:32	57.8		61.9	52.3
27/09/2024	15:37	58.0		63.1	51.5
27/09/2024	15:42	58.4	57.1	61.8	53.4
27/09/2024	15:47	55.5		57.3	52.0
27/09/2024	15:52	57.4		61.3	51.1
27/09/2024	15:57	54.1		55.8	50.8
27/09/2024	16:02	57.5		61.2	51.8
27/09/2024	16:07	53.1		54.7	51.4
27/09/2024	16:12	57.5	55.1	61.1	51.7
27/09/2024	16:17	54.6		57.1	51.7
27/09/2024	16:22	51.6		52.9	50.3
27/09/2024	16:27	52.2		53.3	50.9
27/09/2024	16:32	52.7		54.4	51.0
27/09/2024	16:37	50.7		52.0	49.3
27/09/2024	16:42	50.6	51.2	51.8	49.3
27/09/2024	16:47	51.1		52.4	49.9
27/09/2024	16:52	50.7		52.5	49.0
27/09/2024	16:57	51.1		52.4	49.7
27/09/2024	17:02	51.5		52.8	50.1
27/09/2024	17:07	50.4		51.8	49.1
27/09/2024	17:12	49.4	50.1	50.4	48.5
27/09/2024	17:17	49.6		50.4	48.6
27/09/2024	17:22	49.5		50.5	48.6
27/09/2024	17:27	49.9		50.8	48.9
27/09/2024	17:32	49.7		50.7	48.4
27/09/2024	17:37	50.0		50.9	49.0
27/09/2024	17:42	50.2	49.7	51.2	49.0
27/09/2024	17:47	50.1		51.2	48.8
27/09/2024	17:52	49.1		49.8	48.5
27/09/2024	17:57	48.8		49.5	48.2
27/09/2024	18:02	49.2		50.3	48.2
27/09/2024	18:07	50.9		52.4	49.2
27/09/2024	18:12	49.1	50.2	50.3	47.8
27/09/2024	18:17	49.0		50.1	48.0
27/09/2024	18:22	49.9		51.1	48.6
27/09/2024	18:27	52.1		55.0	49.1
27/09/2024	18:32	50.8		52.1	49.3
27/09/2024	18:37	49.8		50.8	48.4
27/09/2024	18:42	50.2	51.1	52.3	48.4
27/09/2024	18:47	50.9		52.3	49.5
27/09/2024	18:52	53.9		56.3	50.6
27/09/2024	18:57	49.1		50.4	47.7
		Mean	57.2		
		Maximum	64.3		
		Minimum	49.7		

Station: CM31

Date	Start Time	Leq (5mins)	Leq (30mins)	L10 (5mins)	L90 (5mins)
28/09/2024	7:02	55.7	58.2	57.0	53.7
28/09/2024	7:07	57.5		59.7	54.8
28/09/2024	7:12	57.7		60.2	54.1
28/09/2024	7:17	59.3		62.6	55.4
28/09/2024	7:22	60.6		63.7	56.1
28/09/2024	7:27	56.8		58.4	55.0
28/09/2024	7:32	57.5	62.2	58.9	55.9
28/09/2024	7:37	58.9		60.5	56.5
28/09/2024	7:42	63.4		66.5	55.8
28/09/2024	7:47	61.0		63.2	57.2
28/09/2024	7:52	66.0		68.9	61.3
28/09/2024	7:57	60.4		62.3	57.0
28/09/2024	8:02	61.0	59.4	64.3	57.4
28/09/2024	8:07	57.7		59.9	54.8
28/09/2024	8:12	60.1		62.6	56.4
28/09/2024	8:17	59.5		60.8	57.1
28/09/2024	8:22	59.0		61.2	55.5
28/09/2024	8:27	58.4		60.6	55.4
28/09/2024	8:32	62.6	62.4	66.5	56.0
28/09/2024	8:37	64.6		68.0	57.2
28/09/2024	8:42	65.1		68.9	55.7
28/09/2024	8:47	58.5		61.6	53.5
28/09/2024	8:52	54.0		61.6	53.6
28/09/2024	8:57	61.9		64.1	58.5
28/09/2024	9:02	72.9	67.2	76.0	58.7
28/09/2024	9:07	68.5		72.7	58.1
28/09/2024	9:12	60.1		62.9	56.7
28/09/2024	9:17	59.0		62.3	55.4
28/09/2024	9:22	62.5		65.5	56.7
28/09/2024	9:27	62.0		64.6	57.0
28/09/2024	9:32	58.1	58.4	59.7	56.1
28/09/2024	9:37	57.7		59.1	55.6
28/09/2024	9:42	57.7		59.6	55.1
28/09/2024	9:47	59.3		62.7	54.9
28/09/2024	9:52	58.6		60.1	54.4
28/09/2024	9:57	58.5		60.6	53.5
28/09/2024	10:02	58.3	58.1	61.6	52.6
28/09/2024	10:07	56.5		58.3	52.5
28/09/2024	10:12	61.3		63.8	53.7
28/09/2024	10:17	56.7		59.0	54.0
28/09/2024	10:22	57.7		59.2	53.2
28/09/2024	10:27	54.9		56.0	52.4
28/09/2024	10:32	54.0	56.4	56.1	51.4
28/09/2024	10:37	55.7		56.6	52.2
28/09/2024	10:42	54.8		56.8	52.2
28/09/2024	10:47	57.2		59.8	52.7
28/09/2024	10:52	54.3		55.6	52.1
28/09/2024	10:57	59.4		61.4	52.8
28/09/2024	11:02	60.8	60.3	65.4	53.5
28/09/2024	11:07	56.7		58.2	53.9
28/09/2024	11:12	56.7		58.4	53.4
28/09/2024	11:17	59.4		61.4	56.7
28/09/2024	11:22	62.7		66.7	56.9
28/09/2024	11:27	61.8		64.3	55.5
28/09/2024	11:32	63.0	62.9	66.7	58.4
28/09/2024	11:37	63.2		66.3	58.7
28/09/2024	11:42	61.6		63.8	58.1
28/09/2024	11:47	60.4		62.7	57.9
28/09/2024	11:52	64.3		67.9	58.5
28/09/2024	11:57	63.9		65.7	57.9
28/09/2024	12:02	65.5		69.0	58.1
		Mean	60.5		
		Maximum	67.2		
		Minimum	56.4		

Summary of Noise Monitoring Results during 07:00 - 19:00 at CM31	
	Leq (30mins)
Mean	59.1
Maximum	75.6
Minimum	45.7

Note:
1. The Leq (5mins) values within the time slots that do not have six consecutive Leq (5mins) values are not included in calculation of Leq (30mins).
2. Short periods of data gaps in tables are due to suspension of monitoring during replacement of batteries for the sound level meter.

Station: CM31

Date	Start Time	Leq (5mins)	Leq (30mins)	L10 (5mins)	L90 (5mins)
14/09/2024	19:04	52.1		54.0	49.3
14/09/2024	19:09	51.5		53.5	47.7
14/09/2024	19:14	51.5	51.9	52.8	47.7
14/09/2024	19:19	52.1		54.0	47.4
14/09/2024	19:24	52.9		54.2	47.3
14/09/2024	19:29	50.8		52.5	47.9
14/09/2024	19:34	50.6		53.1	47.2
14/09/2024	19:39	51.2		53.2	48.3
14/09/2024	19:44	53.3	52.6	53.9	48.1
14/09/2024	19:49	51.5		53.2	47.4
14/09/2024	19:54	52.8		53.0	46.9
14/09/2024	19:59	54.7		57.5	50.2
14/09/2024	20:04	59.8		63.4	53.4
14/09/2024	20:09	54.8		56.2	52.7
14/09/2024	20:14	54.1	55.1	55.2	52.8
14/09/2024	20:19	51.3		53.7	47.9
14/09/2024	20:24	51.3		53.7	46.9
14/09/2024	20:29	52.3		53.7	47.2
14/09/2024	20:34	53.7		55.0	48.0
14/09/2024	20:39	49.5		52.6	46.4
14/09/2024	20:44	50.0	51.7	51.9	47.2
14/09/2024	20:49	49.7		52.9	46.4
14/09/2024	20:54	50.7		52.6	47.5
14/09/2024	20:59	54.0		54.6	47.0
14/09/2024	21:04	59.4		63.3	48.0
14/09/2024	21:09	52.0		53.6	48.8
14/09/2024	21:14	49.7	53.9	52.5	47.1
14/09/2024	21:19	49.8		51.9	47.4
14/09/2024	21:24	50.6		53.0	47.1
14/09/2024	21:29	51.1		53.6	47.9
14/09/2024	21:34	49.9		52.4	47.1
14/09/2024	21:39	51.2		53.9	47.7
14/09/2024	21:44	51.0	50.8	52.6	47.5
14/09/2024	21:49	51.9		54.2	47.3
14/09/2024	21:54	49.6		51.9	47.3
14/09/2024	21:59	50.6		52.5	47.3
14/09/2024	22:04	51.4		53.4	47.9
14/09/2024	22:09	50.5		53.1	47.2
14/09/2024	22:14	53.1	55.0	54.1	48.4
14/09/2024	22:19	50.2		52.4	47.5
14/09/2024	22:24	51.5		53.0	46.7
14/09/2024	22:29	60.8		65.6	49.6
14/09/2024	22:34	52.8		56.9	46.7
14/09/2024	22:39	49.9		51.6	46.8
14/09/2024	22:44	50.1	51.4	52.7	47.0
14/09/2024	22:49	51.3		53.6	47.1
14/09/2024	22:54	51.0		52.1	47.9
14/09/2024	22:59	52.7		56.5	47.7
		Mean	52.8		
		Maximum	55.1		
		Minimum	50.8		

Date	Start Time	Leq (5mins)	Leq (30mins)	L10 (5mins)	L90 (5mins)
15/09/2024	19:04	50.5		52.7	48.1
15/09/2024	19:09	50.3		52.9	47.6
15/09/2024	19:14	50.7	50.8	51.9	47.4
15/09/2024	19:19	52.7		53.0	47.4
15/09/2024	19:24	49.5		51.3	46.6
15/09/2024	19:29	50.3		52.2	47.6
15/09/2024	19:34	50.9		52.3	47.0
15/09/2024	19:39	51.5		54.2	47.6
15/09/2024	19:44	51.9	51.4	52.8	47.8
15/09/2024	19:49	51.7		52.0	47.3
15/09/2024	19:54	49.3		51.5	46.6
15/09/2024	19:59	52.3		53.3	47.3
15/09/2024	20:04	50.7		51.9	47.1
15/09/2024	20:09	50.5		51.6	46.5
15/09/2024	20:14	50.0	56.0	51.0	46.5
15/09/2024	20:19	51.3		52.6	47.7
15/09/2024	20:24	49.7		50.2	46.9
15/09/2024	20:29	62.6		68.1	47.0
15/09/2024	20:34	58.7		62.5	47.3
15/09/2024	20:39	50.8		52.1	47.9
15/09/2024	20:44	52.6	54.2	54.8	47.9
15/09/2024	20:49	53.5		53.6	47.8
15/09/2024	20:54	53.0		53.7	47.4
15/09/2024	20:59	51.0		52.2	46.7
15/09/2024	21:04	50.0		51.5	46.7
15/09/2024	21:09	50.0		52.2	47.0
15/09/2024	21:14	48.7	49.5	50.6	46.1
15/09/2024	21:19	49.4		51.6	46.6
15/09/2024	21:24	48.9		50.3	46.9
15/09/2024	21:29	50.0		52.3	47.2
15/09/2024	21:34	49.4		51.4	47.1
15/09/2024	21:39	49.6		51.6	47.3
15/09/2024	21:44	51.9	50.9	52.8	48.3
15/09/2024	21:49	51.2		52.2	47.6
15/09/2024	21:54	52.4		54.1	47.5
15/09/2024	21:59	50.0		51.6	46.8
15/09/2024	22:04	49.6		51.4	46.5
15/09/2024	22:09	55.7		60.2	47.6
15/09/2024	22:14	51.3	52.5	51.9	47.0
15/09/2024	22:19	50.1		51.8	48.0
15/09/2024	22:24	54.2		54.5	47.1
15/09/2024	22:29	50.1		52.1	47.4
15/09/2024	22:34	51.3		54.0	47.7
15/09/2024	22:39	49.1		50.8	47.4
15/09/2024	22:44	49.9	50.4	51.7	47.5
15/09/2024	22:49	49.0		50.6	47.1
15/09/2024	22:54	50.4		51.6	47.1
15/09/2024	22:59	51.7		52.4	47.8
		Mean	52.0		
		Maximum	56.0		
		Minimum	49.5		

Date	Start Time	Leq (5mins)	Leq (30mins)	L10 (5mins)	L90 (5mins)
16/09/2024	19:04	51.1		53.6	48.2
16/09/2024	19:09	52.8		54.8	50.0
16/09/2024	19:14	53.5	53.1	55.6	50.7
16/09/2024	19:19	52.9		54.8	50.0
16/09/2024	19:24	55.3		57.0	50.6
16/09/2024	19:29	51.5		53.7	48.5
16/09/2024	19:34	51.2		53.6	48.7
16/09/2024	19:39	51.9		54.3	47.3
16/09/2024	19:44	54.0	53.7	56.8	49.1
16/09/2024	19:49	53.4		56.1	49.8
16/09/2024	19:54	53.6		56.7	49.3
16/09/2024	19:59	56.4		56.5	49.2
16/09/2024	20:04	59.0		62.8	47.8
16/09/2024	20:09	51.5		53.2	48.7
16/09/2024	20:14	52.5	54.6	54.3	48.9
16/09/2024	20:19	51.1		52.5	47.5
16/09/2024	20:24	50.9		52.3	47.2
16/09/2024	20:29	55.5		56.8	49.3
16/09/2024	20:34	57.3		61.0	49.3
16/09/2024	20:39	54.7		59.0	48.9
16/09/2024	20:44	52.0	53.7	54.4	48.4
16/09/2024	20:49	51.3		53.3	48.2
16/09/2024	20:54	51.6		54.1	48.6
16/09/2024	20:59	51.2		52.7	47.6
16/09/2024	21:04	51.4		52.6	48.5
16/09/2024	21:09	50.3		51.9	48.1
16/09/2024	21:14	59.9	56.2	62.2	48.4
16/09/2024	21:19	60.1		65.3	49.0
16/09/2024	21:24	51.5		53.8	49.0
16/09/2024	21:29	50.1		52.3	47.9
16/09/2024	21:34	59.5		62.1	49.2
16/09/2024	21:39	51.9		52.0	47.9
16/09/2024	21:44	59.0	58.3	61.6	47.7
16/09/2024	21:49	58.5		60.7	56.1
16/09/2024	21:54	58.5		60.7	56.2
16/09/2024	21:59	58.8		60.7	56.3
16/09/2024	22:04	59.0		60.8	56.5
16/09/2024	22:09	58.9		60.8	56.4
16/09/2024	22:14	59.1	59.3	60.9	56.5
16/09/2024	22:19	59.1		60.8	56.2
16/09/2024	22:24	59.1		60.9	56.4
16/09/2024	22:29	60.4		61.8	56.6
16/09/2024	22:34	63.3		65.6	56.7
16/09/2024	22:39	58.1		60.9	49.2
16/09/2024	22:44	49.7	57.3	51.2	48.1
16/09/2024	22:49	50.0		51.6	48.2
16/09/2024	22:54	51.6		53.4	48.3
16/09/2024	22:59	49.7		51.4	47.7
		Mean	55.8		
		Maximum	59.3		
		Minimum	53.1		

Station: CM31

Date	Start Time	Leq (5mins)	Leq (30mins)	L10 (5mins)	L90 (5mins)
17/09/2024	19:04	51.4		53.6	47.8
17/09/2024	19:09	53.6		54.7	48.0
17/09/2024	19:14	51.8	52.7	53.6	48.1
17/09/2024	19:19	53.2		54.2	49.5
17/09/2024	19:24	50.8		52.6	48.3
17/09/2024	19:29	54.5		56.0	48.3
17/09/2024	19:34	55.7		56.5	49.0
17/09/2024	19:39	50.5		52.2	48.6
17/09/2024	19:44	52.8	57.2	55.4	48.2
17/09/2024	19:49	59.2		61.2	55.7
17/09/2024	19:54	59.6		59.9	58.4
17/09/2024	19:59	58.8		59.3	50.6
17/09/2024	20:04	53.8		54.3	48.2
17/09/2024	20:09	51.5		53.0	48.0
17/09/2024	20:14	53.1	52.6	53.7	48.1
17/09/2024	20:19	52.2		53.5	47.8
17/09/2024	20:24	51.3		52.6	48.6
17/09/2024	20:29	52.9		53.2	48.6
17/09/2024	20:34	51.1		52.3	49.0
17/09/2024	20:39	50.8		52.7	48.3
17/09/2024	20:44	52.6	51.4	54.9	48.7
17/09/2024	20:49	51.7		53.9	47.8
17/09/2024	20:54	49.7		51.7	47.2
17/09/2024	20:59	51.8		53.1	48.1
17/09/2024	21:04	51.7		53.9	48.7
17/09/2024	21:09	50.3		52.3	48.1
17/09/2024	21:14	50.5	50.9	52.1	48.1
17/09/2024	21:19	50.3		52.3	47.6
17/09/2024	21:24	51.8		53.0	48.5
17/09/2024	21:29	50.3		52.1	48.3
17/09/2024	21:34	51.0		52.9	48.0
17/09/2024	21:39	51.1		52.7	48.8
17/09/2024	21:44	51.3	55.0	53.0	49.3
17/09/2024	21:49	52.4		53.9	49.4
17/09/2024	21:54	60.5		66.1	49.9
17/09/2024	21:59	53.5		54.9	49.3
17/09/2024	22:04	53.1		55.4	49.3
17/09/2024	22:09	54.2		55.2	49.6
17/09/2024	22:14	53.3	54.2	55.9	49.6
17/09/2024	22:19	53.1		55.0	48.9
17/09/2024	22:24	52.9		55.3	48.5
17/09/2024	22:29	57.1		60.5	50.0
17/09/2024	22:34	56.4		59.4	49.2
17/09/2024	22:39	57.2		61.5	49.2
17/09/2024	22:44	52.2	54.9	53.5	49.9
17/09/2024	22:49	55.9		58.0	50.3
17/09/2024	22:54	52.6		55.8	50.0
17/09/2024	22:59	51.4		53.2	49.8
		Mean	53.6		
		Maximum	57.2		
		Minimum	50.9		

Date	Start Time	Leq (5mins)	Leq (30mins)	L10 (5mins)	L90 (5mins)
18/09/2024	19:04	50.5		52.2	48.3
18/09/2024	19:09	50.5		52.5	48.2
18/09/2024	19:14	50.2	51.3	52.6	47.5
18/09/2024	19:19	51.9		53.2	48.0
18/09/2024	19:24	53.1		54.9	48.5
18/09/2024	19:29	50.7		52.9	47.9
18/09/2024	19:34	52.1		53.2	47.8
18/09/2024	19:39	50.7		52.5	48.2
18/09/2024	19:44	52.4	51.5	53.2	48.1
18/09/2024	19:49	50.7		52.9	47.9
18/09/2024	19:54	50.8		53.1	47.9
18/09/2024	19:59	51.8		53.2	47.6
18/09/2024	20:04	51.0		52.8	47.8
18/09/2024	20:09	51.9		54.1	47.9
18/09/2024	20:14	50.3	50.8	52.4	47.5
18/09/2024	20:19	49.8		52.2	47.7
18/09/2024	20:24	50.2		51.8	47.3
18/09/2024	20:29	51.0		52.9	48.2
18/09/2024	20:34	51.8		53.1	47.9
18/09/2024	20:39	51.7		52.8	48.5
18/09/2024	20:44	60.7	55.2	61.6	48.8
18/09/2024	20:49	51.7		52.2	47.7
18/09/2024	20:54	53.4		55.6	47.3
18/09/2024	20:59	51.6		54.1	47.7
18/09/2024	21:04	54.3		55.3	49.2
18/09/2024	21:09	52.8		53.4	48.0
18/09/2024	21:14	50.6	52.0	52.0	47.7
18/09/2024	21:19	51.5		54.4	47.8
18/09/2024	21:24	50.0		51.9	48.1
18/09/2024	21:29	51.6		54.3	48.3
18/09/2024	21:34	51.0		52.8	48.0
18/09/2024	21:39	53.1		54.0	48.9
18/09/2024	21:44	52.0	51.5	53.8	49.3
18/09/2024	21:49	50.6		52.3	48.4
18/09/2024	21:54	49.8		52.0	47.4
18/09/2024	21:59	51.6		53.4	47.1
18/09/2024	22:04	52.7		54.6	47.8
18/09/2024	22:09	50.6		52.0	48.2
18/09/2024	22:14	50.3	53.1	52.0	48.3
18/09/2024	22:19	50.7		53.2	47.6
18/09/2024	22:24	54.4		58.1	47.5
18/09/2024	22:29	56.4		58.7	49.2
18/09/2024	22:34	49.6		51.3	47.7
18/09/2024	22:39	52.6		53.8	49.0
18/09/2024	22:44	53.5	52.3	53.9	49.5
18/09/2024	22:49	52.8		54.2	49.1
18/09/2024	22:54	53.1		54.9	49.4
18/09/2024	22:59	51.1		52.4	49.1
		Mean	52.2		
		Maximum	55.2		
		Minimum	50.8		

Date	Start Time	Leq (5mins)	Leq (30mins)	L10 (5mins)	L90 (5mins)
19/09/2024	19:02	52.2		53.5	49.8
19/09/2024	19:07	50.6		53.0	47.3
19/09/2024	19:12	49.2	50.7	50.7	47.5
19/09/2024	19:17	50.2		52.4	47.4
19/09/2024	19:22	50.6		52.3	48.6
19/09/2024	19:27	50.6		52.3	48.6
19/09/2024	19:32	50.6		52.7	47.8
19/09/2024	19:37	49.5		51.7	47.9
19/09/2024	19:42	52.8	50.7	55.2	49.1
19/09/2024	19:47	49.0		50.0	47.8
19/09/2024	19:52	51.0		53.3	48.2
19/09/2024	19:57	50.5		51.9	48.2
19/09/2024	20:02	50.2		51.4	48.3
19/09/2024	20:07	50.6		52.2	49.0
19/09/2024	20:12	51.8	50.1	53.6	49.2
19/09/2024	20:17	50.1		52.3	46.9
19/09/2024	20:22	48.7		49.5	46.6
19/09/2024	20:27	47.8		50.0	45.6
19/09/2024	20:32	45.6		46.6	44.7
19/09/2024	20:37	45.3		46.2	44.2
19/09/2024	20:42	45.3	48.1	48.6	43.0
19/09/2024	20:47	53.2		57.2	48.2
19/09/2024	20:52	46.6		49.4	41.2
19/09/2024	20:57	45.0		47.4	41.8
19/09/2024	21:02	46.4		47.3	45.4
19/09/2024	21:07	45.7		46.6	44.9
19/09/2024	21:12	47.0	47.2	49.1	44.7
19/09/2024	21:17	47.8		51.1	44.7
19/09/2024	21:22	45.9		46.7	44.7
19/09/2024	21:27	49.1		52.1	45.4
19/09/2024	21:32	47.6		50.1	45.2
19/09/2024	21:37	46.5		48.0	44.9
19/09/2024	21:42	46.8	46.5	48.3	45.0
19/09/2024	21:47	46.6		47.6	45.5
19/09/2024	21:52	45.6		46.3	44.8
19/09/2024	21:57	45.6		46.2	44.9
19/09/2024	22:02	46.6		47.4	45.7
19/09/2024	22:07	46.0		46.9	45.1
19/09/2024	22:12	44.8	45.7	45.9	41.2
19/09/2024	22:17	45.2		47.8	41.3
19/09/2024	22:22	45.5		47.4	43.3
19/09/2024	22:27	45.9		48.5	42.9
19/09/2024	22:32	44.2		45.7	42.5
19/09/2024	22:37	44.8		46.3	43.3
19/09/2024	22:42	45.7	44.4	46.8	43.6
19/09/2024	22:47	44.1		45.4	42.6
19/09/2024	22:52	44.6		46.3	42.0
19/09/2024	22:57	42.7		43.9	41.2
		Mean	47.9		
		Maximum	50.7		
		Minimum	44.4		

Station: CM31

Date	Start Time	Leq (5mins)	Leq (30mins)	L10 (5mins)	L90 (5mins)
20/09/2024	19:02	53.4	52.9	54.3	50.8
20/09/2024	19:07	52.2		53.1	50.8
20/09/2024	19:12	52.2		53.7	50.6
20/09/2024	19:17	52.8		53.5	50.7
20/09/2024	19:22	52.9		53.9	51.0
20/09/2024	19:27	53.6		54.9	52.0
20/09/2024	19:32	52.9	52.6	54.6	50.8
20/09/2024	19:37	52.4		53.5	51.2
20/09/2024	19:42	52.9		54.1	50.5
20/09/2024	19:47	52.4		53.2	50.4
20/09/2024	19:52	51.9		52.8	50.9
20/09/2024	19:57	52.9		54.8	50.4
20/09/2024	20:02	53.6	51.2	56.7	49.5
20/09/2024	20:07	51.3		52.3	49.5
20/09/2024	20:12	50.3		51.2	49.1
20/09/2024	20:17	49.2		50.0	48.4
20/09/2024	20:22	49.1		49.8	48.3
20/09/2024	20:27	51.9		55.6	48.1
20/09/2024	20:32	54.4	54.0	55.4	50.4
20/09/2024	20:37	49.5		51.6	47.4
20/09/2024	20:42	48.6		49.4	47.2
20/09/2024	20:47	59.1		63.8	48.5
20/09/2024	20:52	52.5		54.3	49.0
20/09/2024	20:57	49.7		50.8	48.0
20/09/2024	21:02	51.6	49.4	55.3	47.6
20/09/2024	21:07	48.6		50.1	47.3
20/09/2024	21:12	49.4		51.3	47.3
20/09/2024	21:17	49.1		51.1	47.6
20/09/2024	21:22	48.1		48.6	47.5
20/09/2024	21:27	48.4		49.2	47.7
20/09/2024	21:32	49.6	50.2	50.8	48.0
20/09/2024	21:37	51.4		55.7	48.2
20/09/2024	21:42	49.1		50.2	48.0
20/09/2024	21:47	50.7		50.8	48.1
20/09/2024	21:52	50.4		52.6	47.5
20/09/2024	21:57	49.4		50.7	47.9
20/09/2024	22:02	49.8	51.9	51.3	48.0
20/09/2024	22:07	50.8		52.0	49.3
20/09/2024	22:12	50.4		52.1	48.9
20/09/2024	22:17	50.4		52.5	48.2
20/09/2024	22:22	53.0		55.4	49.7
20/09/2024	22:27	54.8		57.3	49.9
20/09/2024	22:32	54.8	52.4	57.7	50.5
20/09/2024	22:37	50.8		52.6	48.5
20/09/2024	22:42	52.5		55.1	49.6
20/09/2024	22:47	51.5		53.7	49.0
20/09/2024	22:52	53.1		56.2	49.0
20/09/2024	22:57	50.3		52.3	48.2
		Mean	51.8		
		Maximum	54.0		
		Minimum	49.4		

Date	Start Time	Leq (5mins)	Leq (30mins)	L10 (5mins)	L90 (5mins)
21/09/2024	19:02	50.9	50.1	52.7	48.0
21/09/2024	19:07	48.9		50.0	47.6
21/09/2024	19:12	49.4		50.6	47.8
21/09/2024	19:17	49.3		50.4	48.1
21/09/2024	19:22	49.0		50.1	47.9
21/09/2024	19:27	52.0		54.5	49.0
21/09/2024	19:32	50.0	49.9	50.9	48.9
21/09/2024	19:37	51.5		54.5	48.9
21/09/2024	19:42	48.5		49.6	47.4
21/09/2024	19:47	49.7		51.4	47.9
21/09/2024	19:52	49.2		50.4	47.8
21/09/2024	19:57	49.8		50.8	48.3
21/09/2024	20:02	49.8	50.0	51.5	47.9
21/09/2024	20:07	52.8		54.5	50.3
21/09/2024	20:12	50.4		52.4	48.1
21/09/2024	20:17	48.6		50.0	47.1
21/09/2024	20:22	48.4		49.9	46.7
21/09/2024	20:27	48.2		50.1	45.8
21/09/2024	20:32	46.7	46.5	48.6	44.9
21/09/2024	20:37	44.8		45.9	43.6
21/09/2024	20:42	47.1		48.1	44.3
21/09/2024	20:47	48.2		51.0	44.5
21/09/2024	20:52	45.4		47.7	43.1
21/09/2024	20:57	45.6		47.6	43.1
21/09/2024	21:02	44.9	46.9	46.3	43.1
21/09/2024	21:07	46.1		49.3	43.1
21/09/2024	21:12	47.4		51.2	43.4
21/09/2024	21:17	46.4		46.8	43.6
21/09/2024	21:22	48.7		51.8	44.4
21/09/2024	21:27	46.7		49.2	43.8
21/09/2024	21:32	44.9	44.8	46.5	43.6
21/09/2024	21:37	45.3		46.7	43.7
21/09/2024	21:42	45.4		46.8	44.0
21/09/2024	21:47	44.6		45.2	43.9
21/09/2024	21:52	44.3		44.8	43.7
21/09/2024	21:57	44.3		45.4	43.3
21/09/2024	22:02	44.3	44.7	45.0	43.5
21/09/2024	22:07	43.8		44.4	43.2
21/09/2024	22:12	44.5		45.6	43.2
21/09/2024	22:17	45.9		47.3	44.5
21/09/2024	22:22	44.9		45.8	43.9
21/09/2024	22:27	44.5		45.4	43.5
21/09/2024	22:32	44.9	45.8	46.4	43.7
21/09/2024	22:37	45.7		46.9	44.5
21/09/2024	22:42	47.1		48.9	45.1
21/09/2024	22:47	46.4		48.0	44.8
21/09/2024	22:52	45.7		47.9	43.6
21/09/2024	22:57	44.2		45.0	43.5
		Mean	47.3		
		Maximum	50.1		
		Minimum	44.7		

Date	Start Time	Leq (5mins)	Leq (30mins)	L10 (5mins)	L90 (5mins)
22/09/2024	19:02	46.1	46.9	47.1	44.7
22/09/2024	19:07	45.7		47.0	44.2
22/09/2024	19:12	47.0		48.5	44.2
22/09/2024	19:17	45.9		47.1	44.3
22/09/2024	19:22	48.8		51.8	45.2
22/09/2024	19:27	46.8		49.5	44.0
22/09/2024	19:32	47.2	47.2	49.4	44.0
22/09/2024	19:37	45.7		46.8	44.3
22/09/2024	19:42	45.3		46.2	44.1
22/09/2024	19:47	46.7		47.9	45.0
22/09/2024	19:52	48.2		50.1	45.8
22/09/2024	19:57	49.0		51.1	46.0
22/09/2024	20:02	52.5	48.2	56.0	47.7
22/09/2024	20:07	49.6		51.0	46.0
22/09/2024	20:12	45.2		46.5	43.3
22/09/2024	20:17	44.6		46.3	42.6
22/09/2024	20:22	45.6		47.4	43.2
22/09/2024	20:27	44.4		46.5	42.1
22/09/2024	20:32	45.7	45.8	46.8	43.2
22/09/2024	20:37	45.3		47.8	42.0
22/09/2024	20:42	44.5		46.2	42.6
22/09/2024	20:47	45.9		47.8	43.6
22/09/2024	20:52	46.9		48.2	45.7
22/09/2024	20:57	46.1		47.7	43.8
22/09/2024	21:02	45.6	45.9	48.2	43.2
22/09/2024	21:07	47.3		49.3	45.2
22/09/2024	21:12	45.6		48.2	42.8
22/09/2024	21:17	45.6		47.9	43.3
22/09/2024	21:22	45.7		46.9	44.5
22/09/2024	21:27	45.4		46.4	44.3
22/09/2024	21:32	47.4	47.6	51.5	43.4
22/09/2024	21:37	45.7		47.3	43.8
22/09/2024	21:42	46.3		48.1	44.5
22/09/2024	21:47	48.2		49.8	45.5
22/09/2024	21:52	47.2		48.7	45.4
22/09/2024	21:57	49.8		52.2	44.9
22/09/2024	22:02	45.8	46.3	47.2	44.0
22/09/2024	22:07	45.9		47.3	44.3
22/09/2024	22:12	45.3		47.2	43.6
22/09/2024	22:17	46.6		48.4	44.8
22/09/2024	22:22	45.1		46.3	43.6
22/09/2024	22:27	48.3		51.5	43.6
22/09/2024	22:32	45.9	47.4	47.3	44.0
22/09/2024	22:37	48.8		51.3	46.2
22/09/2024	22:42	48.7		50.5	44.1
22/09/2024	22:47	46.6		48.2	44.3
22/09/2024	22:52	47.4		49.3	45.8
22/09/2024	22:57	46.0		47.7	44.1
		Mean	46.9		
		Maximum	48.2		
		Minimum	45.8		

Station: CM31

Date	Start Time	Leq (5mins)	Leq (30mins)	L10 (5mins)	L90 (5mins)
23/09/2024	19:02	50.8		53.2	48.4
23/09/2024	19:07	52.8		54.5	49.5
23/09/2024	19:12	54.5	54.3	57.3	49.6
23/09/2024	19:17	54.1		57.8	49.6
23/09/2024	19:22	56.0		59.4	50.2
23/09/2024	19:27	55.7		59.3	49.8
23/09/2024	19:32	53.5		55.7	49.3
23/09/2024	19:37	54.1		57.2	50.1
23/09/2024	19:42	52.3	55.2	55.2	48.4
23/09/2024	19:47	54.2		57.6	48.8
23/09/2024	19:52	57.8		61.3	50.3
23/09/2024	19:57	56.9		60.0	51.5
23/09/2024	20:02	58.6		61.8	52.7
23/09/2024	20:07	53.2		56.2	49.3
23/09/2024	20:12	57.6	57.6	60.9	51.7
23/09/2024	20:17	57.2		59.5	52.7
23/09/2024	20:22	58.4		62.2	53.4
23/09/2024	20:27	58.4		61.0	53.2
23/09/2024	20:32	54.2		57.6	49.2
23/09/2024	20:37	53.8		56.2	50.6
23/09/2024	20:42	52.7	54.2	55.0	50.1
23/09/2024	20:47	54.7		56.9	51.2
23/09/2024	20:52	54.3		56.8	50.1
23/09/2024	20:57	54.9		57.7	50.0
23/09/2024	21:02	56.4		58.6	52.2
23/09/2024	21:07	57.4		60.2	52.9
23/09/2024	21:12	58.6	57.6	61.8	52.8
23/09/2024	21:17	56.1		58.9	52.8
23/09/2024	21:22	59.0		61.3	55.0
23/09/2024	21:27	57.4		60.0	53.9
23/09/2024	21:32	56.9		59.7	52.6
23/09/2024	21:37	56.3		59.0	52.1
23/09/2024	21:42	57.3	57.5	60.0	51.9
23/09/2024	21:47	57.4		59.5	53.3
23/09/2024	21:52	57.3		59.9	53.6
23/09/2024	21:57	59.2		61.7	55.3
23/09/2024	22:02	61.9		64.3	57.8
23/09/2024	22:07	60.8		63.8	56.6
23/09/2024	22:12	60.2	60.3	62.7	55.3
23/09/2024	22:17	59.2		61.7	54.7
23/09/2024	22:22	60.7		63.6	55.6
23/09/2024	22:27	58.0		60.9	52.9
23/09/2024	22:32	59.5		62.0	54.9
23/09/2024	22:37	60.4		63.7	55.5
23/09/2024	22:42	57.5	59.3	60.2	54.1
23/09/2024	22:47	59.6		62.5	55.7
23/09/2024	22:52	58.4		61.5	53.8
23/09/2024	22:57	59.8		62.4	55.7
		Mean	57.0		
		Maximum	60.3		
		Minimum	54.2		

Date	Start Time	Leq (5mins)	Leq (30mins)	L10 (5mins)	L90 (5mins)
24/09/2024	19:02	49.4		51.4	46.6
24/09/2024	19:07	49.5		51.6	46.8
24/09/2024	19:12	57.2	52.6	59.6	47.6
24/09/2024	19:17	54.1		56.9	47.2
24/09/2024	19:22	49.2		51.1	47.1
24/09/2024	19:27	47.7		48.3	46.1
24/09/2024	19:32	47.2		47.9	46.2
24/09/2024	19:37	48.5		50.9	45.8
24/09/2024	19:42	47.1	47.3	48.6	45.3
24/09/2024	19:47	47.0		48.2	45.8
24/09/2024	19:52	46.5		47.5	45.5
24/09/2024	19:57	47.3		48.8	45.5
24/09/2024	20:02	47.3		48.4	46.0
24/09/2024	20:07	49.6		52.3	46.4
24/09/2024	20:12	46.6	48.0	47.9	44.8
24/09/2024	20:17	45.6		46.5	44.4
24/09/2024	20:22	48.9		51.6	45.6
24/09/2024	20:27	48.9		51.1	45.9
24/09/2024	20:32	46.1		47.9	44.6
24/09/2024	20:37	45.6		46.6	44.6
24/09/2024	20:42	45.0	46.2	45.8	44.1
24/09/2024	20:47	48.4		51.5	44.3
24/09/2024	20:52	45.5		46.5	44.5
24/09/2024	20:57	45.9		46.7	45.0
24/09/2024	21:02	45.7		46.6	44.7
24/09/2024	21:07	46.3		47.2	44.9
24/09/2024	21:12	48.8	46.8	51.7	45.5
24/09/2024	21:17	46.8		48.4	45.2
24/09/2024	21:22	45.4		46.0	44.7
24/09/2024	21:27	46.7		47.9	45.4
24/09/2024	21:32	46.8		47.7	45.8
24/09/2024	21:37	46.1		47.0	45.0
24/09/2024	21:42	47.1	49.2	47.5	44.4
24/09/2024	21:47	47.4		49.1	45.2
24/09/2024	21:52	48.0		49.7	45.9
24/09/2024	21:57	53.8		56.5	50.8
24/09/2024	22:02	48.7		50.9	46.3
24/09/2024	22:07	46.0		47.0	45.0
24/09/2024	22:12	47.4	46.8	49.1	45.1
24/09/2024	22:17	46.5		47.4	45.3
24/09/2024	22:22	45.9		46.6	45.1
24/09/2024	22:27	45.7		46.5	44.9
24/09/2024	22:32	45.7		46.3	44.9
24/09/2024	22:37	45.2		46.0	44.3
24/09/2024	22:42	45.4	45.4	46.1	44.6
24/09/2024	22:47	45.3		46.0	44.5
24/09/2024	22:52	45.9		47.1	44.7
24/09/2024	22:57	44.6		45.4	43.8
		Mean	47.8		
		Maximum	52.6		
		Minimum	45.4		

Date	Start Time	Leq (5mins)	Leq (30mins)	L10 (5mins)	L90 (5mins)
25/09/2024	19:02	49.0		51.6	45.9
25/09/2024	19:07	47.7		49.3	45.6
25/09/2024	19:12	49.1	48.6	51.4	46.4
25/09/2024	19:17	49.5		51.9	46.1
25/09/2024	19:22	47.7		49.4	45.4
25/09/2024	19:27	48.3		49.4	45.0
25/09/2024	19:32	48.2		50.1	45.5
25/09/2024	19:37	47.7		49.7	45.5
25/09/2024	19:42	48.4	48.8	50.4	45.3
25/09/2024	19:47	47.5		49.0	45.8
25/09/2024	19:52	49.3		50.7	47.7
25/09/2024	19:57	50.9		53.8	47.8
25/09/2024	20:02	53.3		57.3	49.1
25/09/2024	20:07	53.2		57.0	49.2
25/09/2024	20:12	50.1	51.8	53.0	45.9
25/09/2024	20:17	48.8		50.3	46.4
25/09/2024	20:22	53.3		55.0	50.6
25/09/2024	20:27	49.4		51.2	47.2
25/09/2024	20:32	47.8		49.0	46.6
25/09/2024	20:37	48.4		49.8	46.6
25/09/2024	20:42	49.4	49.0	50.5	47.9
25/09/2024	20:47	49.2		50.5	47.6
25/09/2024	20:52	49.6		50.6	48.0
25/09/2024	20:57	49.2		50.2	47.8
25/09/2024	21:02	49.0		50.3	47.4
25/09/2024	21:07	49.8		52.0	47.0
25/09/2024	21:12	48.9	48.6	51.7	46.4
25/09/2024	21:17	47.8		49.1	46.3
25/09/2024	21:22	48.0		49.2	46.4
25/09/2024	21:27	47.9		49.3	46.2
25/09/2024	21:32	48.0		49.4	46.4
25/09/2024	21:37	49.3		50.8	47.5
25/09/2024	21:42	49.7	49.2	50.9	48.2
25/09/2024	21:47	49.1		50.0	47.2
25/09/2024	21:52	49.6		51.7	46.4
25/09/2024	21:57	49.0		50.5	47.5
25/09/2024	22:02	48.0		49.3	46.4
25/09/2024	22:07	48.9		50.6	47.0
25/09/2024	22:12	48.1	47.9	49.3	46.6
25/09/2024	22:17	47.4		48.9	45.5
25/09/2024	22:22	47.2		48.6	45.5
25/09/2024	22:27	47.6		49.3	45.5
25/09/2024	22:32	47.3		48.9	45.3
25/09/2024	22:37	47.8		49.8	45.1
25/09/2024	22:42	45.7	46.9	47.5	43.4
25/09/2024	22:47	45.2		46.8	43.0
25/09/2024	22:52	47.0		48.3	45.6
25/09/2024	22:57	47.8		49.4	46.1
		Mean	48.8		
		Maximum	51.8		
		Minimum	46.9		

Station: CM31

Date	Start Time	Leq (5mins)	Leq (30mins)	L10 (5mins)	L90 (5mins)
26/09/2024	19:02	49.2	49.1	50.0	48.5
26/09/2024	19:07	49.1		50.4	48.0
26/09/2024	19:12	50.2		52.7	48.1
26/09/2024	19:17	48.7		49.6	47.7
26/09/2024	19:22	48.0		48.5	47.3
26/09/2024	19:27	49.1		50.2	48.0
26/09/2024	19:32	49.6	51.6	50.8	48.4
26/09/2024	19:37	49.9		51.0	48.4
26/09/2024	19:42	51.9		53.3	49.9
26/09/2024	19:47	53.0		54.8	50.7
26/09/2024	19:52	52.7		55.1	50.8
26/09/2024	19:57	51.4		53.8	49.4
26/09/2024	20:02	50.7	51.3	52.1	49.2
26/09/2024	20:07	51.4		52.4	50.1
26/09/2024	20:12	52.1		53.7	50.2
26/09/2024	20:17	51.5		55.1	49.6
26/09/2024	20:22	50.6		51.3	50.0
26/09/2024	20:27	51.6		54.1	50.0
26/09/2024	20:32	50.7	50.8	51.5	49.9
26/09/2024	20:37	50.7		51.6	49.9
26/09/2024	20:42	50.7		51.3	50.0
26/09/2024	20:47	50.4		51.2	49.6
26/09/2024	20:52	50.5		51.2	49.7
26/09/2024	20:57	51.5		52.7	49.8
26/09/2024	21:02	50.3	50.6	51.2	49.1
26/09/2024	21:07	50.0		50.5	49.3
26/09/2024	21:12	50.7		51.5	49.8
26/09/2024	21:17	50.5		51.3	49.6
26/09/2024	21:22	50.4		51.2	49.7
26/09/2024	21:27	51.3		52.6	50.3
26/09/2024	21:32	50.3	50.4	51.2	49.6
26/09/2024	21:37	50.4		51.1	49.8
26/09/2024	21:42	50.5		51.4	49.4
26/09/2024	21:47	50.3		51.5	48.9
26/09/2024	21:52	50.4		51.5	49.4
26/09/2024	21:57	50.2		51.2	49.3
26/09/2024	22:02	49.8	49.4	51.1	48.5
26/09/2024	22:07	50.1		51.0	49.1
26/09/2024	22:12	49.8		50.5	48.0
26/09/2024	22:17	48.7		49.4	47.9
26/09/2024	22:22	49.0		50.2	47.8
26/09/2024	22:27	48.5		49.2	47.7
26/09/2024	22:32	48.6	50.5	49.2	47.6
26/09/2024	22:37	48.5		49.6	47.7
26/09/2024	22:42	49.6		50.5	48.7
26/09/2024	22:47	51.2		52.5	49.5
26/09/2024	22:52	51.7		53.4	49.9
26/09/2024	22:57	51.9		53.3	49.9
		Mean	50.4		
		Maximum	51.6		
		Minimum	49.1		

Date	Start Time	Leq (5mins)	Leq (30mins)	L10 (5mins)	L90 (5mins)
27/09/2024	19:02	48.4	49.0	49.7	47.2
27/09/2024	19:07	48.6		49.4	47.4
27/09/2024	19:12	49.8		51.9	48.0
27/09/2024	19:17	48.6		49.5	47.3
27/09/2024	19:22	49.3		50.5	47.8
27/09/2024	19:27	49.4		50.4	48.5
27/09/2024	19:32	49.1	49.1	50.2	47.7
27/09/2024	19:37	51.2		52.8	49.5
27/09/2024	19:42	48.7		50.1	47.5
27/09/2024	19:47	48.6		50.0	47.0
27/09/2024	19:52	47.8		48.8	46.6
27/09/2024	19:57	48.2		49.0	46.9
27/09/2024	20:02	48.7	48.4	49.8	47.2
27/09/2024	20:07	48.1		49.1	46.7
27/09/2024	20:12	48.6		50.0	47.1
27/09/2024	20:17	48.4		49.4	46.8
27/09/2024	20:22	48.4		49.4	46.9
27/09/2024	20:27	48.0		49.5	46.6
27/09/2024	20:32	47.5	47.7	49.1	45.8
27/09/2024	20:37	47.9		49.5	46.3
27/09/2024	20:42	48.0		49.0	46.7
27/09/2024	20:47	47.3		48.6	46.1
27/09/2024	20:52	47.9		49.6	46.3
27/09/2024	20:57	47.8		49.2	46.1
27/09/2024	21:02	48.2	48.2	49.2	46.9
27/09/2024	21:07	48.7		50.4	46.6
27/09/2024	21:12	46.9		48.3	45.5
27/09/2024	21:17	47.7		48.7	46.3
27/09/2024	21:22	48.0		49.2	46.5
27/09/2024	21:27	49.2		50.5	47.5
27/09/2024	21:32	49.8	50.3	51.6	47.7
27/09/2024	21:37	49.7		51.2	48.1
27/09/2024	21:42	50.5		51.9	48.6
27/09/2024	21:47	50.4		51.7	48.9
27/09/2024	21:52	50.9		52.4	49.3
27/09/2024	21:57	50.6		52.0	48.8
27/09/2024	22:02	50.3	50.4	51.6	49.1
27/09/2024	22:07	50.4		51.7	49.0
27/09/2024	22:12	50.1		51.2	48.8
27/09/2024	22:17	50.2		51.4	48.8
27/09/2024	22:22	50.8		51.8	48.6
27/09/2024	22:27	50.7		52.2	49.1
27/09/2024	22:32	50.5	52.0	51.9	48.6
27/09/2024	22:37	50.6		52.2	48.8
27/09/2024	22:42	51.5		52.9	49.6
27/09/2024	22:47	53.2		55.5	50.3
27/09/2024	22:52	51.9		53.7	50.0
27/09/2024	22:57	53.2		55.5	50.5
		Mean	49.4		
		Maximum	52.0		
		Minimum	47.7		

Summary of Noise Monitoring Results during 19:00 - 23:00 at CM31	
	Leq (30mins)
Mean	51.0
Maximum	60.3
Minimum	44.4

Station: CM31

Date	Start Time	Leq (5mins)	Leq (30mins)	L10 (5mins)	L90 (5mins)
14/09/2024	23:04	51.4	50.4	52.2	47.1
14/09/2024	23:09	50.7		52.1	46.5
14/09/2024	23:14	52.9		54.1	47.0
14/09/2024	23:19	49.2		51.0	47.2
14/09/2024	23:24	49.8		52.1	47.2
14/09/2024	23:29	49.4		51.2	47.0
14/09/2024	23:34	48.8	49.3	50.4	47.0
14/09/2024	23:39	49.7		51.7	46.8
14/09/2024	23:44	49.7		51.6	46.7
14/09/2024	23:49	50.3		53.4	46.9
14/09/2024	23:54	49.6		52.0	46.8
14/09/2024	23:59	46.5		51.3	42.2
		Mean	49.8		
		Maximum	50.4		
		Minimum	49.3		

Date	Start Time	Leq (5mins)	Leq (30mins)	L10 (5mins)	L90 (5mins)
15/09/2024	0:04	49.3	49.7	51.4	46.9
15/09/2024	0:09	49.4		51.3	47.1
15/09/2024	0:14	49.5		51.7	46.9
15/09/2024	0:19	52.3		53.9	46.9
15/09/2024	0:24	47.8		49.5	46.2
15/09/2024	0:29	48.7		50.5	46.4
15/09/2024	0:34	50.2	49.1	51.6	47.0
15/09/2024	0:39	48.8		51.0	46.3
15/09/2024	0:44	48.7		50.7	46.5
15/09/2024	0:49	48.3		50.5	46.1
15/09/2024	0:54	49.4		50.7	46.9
15/09/2024	0:59	49.2		49.8	46.2
15/09/2024	1:04	48.2	48.5	50.5	45.7
15/09/2024	1:09	48.9		50.5	46.8
15/09/2024	1:14	49.7		49.8	46.3
15/09/2024	1:19	47.4		48.9	46.1
15/09/2024	1:24	48.8		51.9	45.8
15/09/2024	1:29	47.9		50.0	45.6
15/09/2024	1:34	48.3	47.4	49.9	46.3
15/09/2024	1:39	47.3		49.4	45.6
15/09/2024	1:44	47.5		49.6	45.4
15/09/2024	1:49	47.5		49.6	45.4
15/09/2024	1:54	47.0		48.8	45.3
15/09/2024	1:59	46.4		48.3	45.0
15/09/2024	2:04	47.9	48.2	48.3	45.3
15/09/2024	2:09	47.1		48.5	45.4
15/09/2024	2:14	48.3		50.3	45.7
15/09/2024	2:19	49.2		50.4	45.6
15/09/2024	2:24	48.9		51.1	45.8
15/09/2024	2:29	47.6		49.9	45.4
15/09/2024	2:34	48.7	47.5	50.6	45.3
15/09/2024	2:39	46.9		48.8	45.3
15/09/2024	2:44	48.4		50.4	45.7
15/09/2024	2:49	46.4		47.6	45.3
15/09/2024	2:54	46.7		48.0	45.4
15/09/2024	2:59	47.4		49.6	45.4
15/09/2024	3:04	48.3	50.0	50.0	45.4
15/09/2024	3:09	47.6		49.2	45.3
15/09/2024	3:14	54.8		58.2	45.7
15/09/2024	3:19	47.2		48.6	45.4
15/09/2024	3:24	48.1		50.5	45.4
15/09/2024	3:29	47.8		49.6	45.5
15/09/2024	3:34	46.3	47.1	47.1	45.4
15/09/2024	3:39	46.7		47.5	45.1
15/09/2024	3:44	49.5		51.2	45.2
15/09/2024	3:49	46.9		48.4	45.3
15/09/2024	3:54	45.9		46.7	45.1
15/09/2024	3:59	46.2		47.6	45.0
15/09/2024	4:04	49.9	47.7	50.9	45.4
15/09/2024	4:09	46.8		48.9	45.4
15/09/2024	4:14	47.2		49.0	45.2
15/09/2024	4:19	47.6		48.9	45.1
15/09/2024	4:24	46.9		48.9	45.4
15/09/2024	4:29	46.7		48.2	45.2
15/09/2024	4:34	47.0	46.8	48.5	45.3
15/09/2024	4:39	45.8		46.9	45.0
15/09/2024	4:44	46.4		48.0	45.3
15/09/2024	4:49	46.8		48.7	45.1
15/09/2024	4:54	46.9		49.0	45.2
15/09/2024	4:59	47.9		50.6	45.2
15/09/2024	5:04	46.1	47.2	47.3	45.3
15/09/2024	5:09	46.4		48.1	45.0
15/09/2024	5:14	46.6		48.3	45.2
15/09/2024	5:19	47.2		48.9	45.5
15/09/2024	5:24	48.9		50.9	45.0
15/09/2024	5:29	47.2		48.6	45.3
15/09/2024	5:34	48.0	52.0	50.8	45.4
15/09/2024	5:39	48.5		50.2	46.5
15/09/2024	5:44	46.5		48.3	45.2
15/09/2024	5:49	47.7		50.0	45.6
15/09/2024	5:54	57.8		62.8	46.2
15/09/2024	5:59	50.7		53.6	46.2
15/09/2024	6:04	48.7	50.5	51.4	46.0
15/09/2024	6:09	50.2		52.8	46.5
15/09/2024	6:14	50.6		53.9	46.0
15/09/2024	6:19	52.3		55.4	47.9
15/09/2024	6:24	49.9		52.3	46.3
15/09/2024	6:29	50.4		53.9	45.9
15/09/2024	6:34	48.9	49.7	51.1	46.0
15/09/2024	6:39	49.3		51.2	45.9
15/09/2024	6:44	51.1		54.0	46.0
15/09/2024	6:49	50.5		51.2	46.0
15/09/2024	6:54	48.8		51.1	46.3
15/09/2024	6:59	49.1		51.2	45.7

Date	Start Time	Leq (5mins)	Leq (30mins)	L10 (5mins)	L90 (5mins)
16/09/2024	0:04	48.8	49.3	50.8	47.2
16/09/2024	0:09	49.2		51.5	47.3
16/09/2024	0:14	50.0		52.9	47.3
16/09/2024	0:19	50.4		52.0	47.2
16/09/2024	0:24	48.1		49.7	46.6
16/09/2024	0:29	49.1		50.9	46.8
16/09/2024	0:34	48.6	48.7	50.6	46.5
16/09/2024	0:39	48.9		50.8	46.8
16/09/2024	0:44	49.3		51.6	46.6
16/09/2024	0:49	48.3		50.8	46.5
16/09/2024	0:54	48.2		49.8	46.6
16/09/2024	0:59	48.8		50.3	46.7
16/09/2024	1:04	49.0	48.8	51.2	46.5
16/09/2024	1:09	48.9		51.5	46.0
16/09/2024	1:14	47.9		49.8	46.3
16/09/2024	1:19	50.3		52.0	46.6
16/09/2024	1:24	48.8		50.6	46.0
16/09/2024	1:29	47.5		49.1	46.0
16/09/2024	1:34	48.1	47.2	49.3	46.1
16/09/2024	1:39	47.0		48.7	45.9
16/09/2024	1:44	47.1		48.5	45.8
16/09/2024	1:49	46.6		47.3	45.8
16/09/2024	1:54	47.1		48.7	45.8
16/09/2024	1:59	47.0		48.8	45.9
16/09/2024	2:04	47.4	47.6	48.9	46.0
16/09/2024	2:09	46.7		47.8	45.8
16/09/2024	2:14	49.0		50.8	46.0
16/09/2024	2:19	47.2		48.7	45.9
16/09/2024	2:24	47.5		49.1	45.6
16/09/2024	2:29	47.3		49.1	45.9
16/09/2024	2:34	48.9	48.3	51.4	46.1
16/09/2024	2:39	48.5		50.9	45.6
16/09/2024	2:44	48.1		48.4	45.7
16/09/2024	2:49	48.9		51.3	45.7
16/09/2024	2:54	47.2		49.2	45.8
16/09/2024	2:59	47.7		49.3	45.9
16/09/2024	3:04	48.8	47.8	49.1	46.2
16/09/2024	3:09	47.0		48.2	46.1
16/09/2024	3:14	49.0		49.4	46.0
16/09/2024	3:19	47.7		49.7	45.9
16/09/2024	3:24	47.0		47.9	45.8
16/09/2024	3:29	46.7		47.5	45.4
16/09/2024	3:34	46.7	47.7	47.5	45.7
16/09/2024	3:39	47.4		49.3	45.8
16/09/2024	3:44	47.8		48.3	45.3
16/09/2024	3:49	46.6		47.4	45.7
16/09/2024	3:54	49.2		52.8	45.5
16/09/2024	3:59	48.1		50.0	45.5
16/09/2024	4:04	46.4	48.5	47.4	45.6
16/09/2024	4:09	50.3		50.9	45.8
16/09/2024	4:14	46.7		47.9	45.7
16/09/2024	4:19	51.3		54.3	45.9
16/09/2024	4:24	46.7		48.0	45.4
16/09/2024	4:29	46.2		47.0	45.5
16/09/2024	4:34	46.7	47.1	48.2	45.5
16/09/2024	4:39	46.7		47.8	45.6
16/09/2024	4:44	46.9		48.2	45.7
16/09/2024	4:49	46.4		47.3	45.4
16/09/2024	4:54	47.0		48.5	45.5
16/09/2024	4:59	48.7		49.6	45.7
16/09/2024	5:04	52.4	49.0	56.1	45.9
16/09/2024	5:09	46.6		48.0	45.6
16/09/2024	5:14	46.7		48.1	45.5
16/09/2024	5:19	46.7		48.1	45.6
16/09/2024	5:24	48.2		49.4	45.5
16/09/2024	5:29	49.7		51.0	46.0
16/09/2024	5:34	48.6	50.1	50.5	46.5
16/09/2024	5:39	49.7		51.4	46.3
16/09/2024	5:44	48.7		50.8	46.2
16/09/2024	5:49	48.8		50.6	46.7
16/09/2024	5:54	48.4		50.3	46.4
16/09/2024	5:59	53.6		57.7	46.5
16/09/2024	6:04	54.8	54.8	55.1	47.4
16/09/2024	6:09	51.1		53.6	47.1
16/09/2024	6:14	50.2		52.1	47.5
16/09/2024	6:19	54.1		58.8	48.0
16/09/2024	6:24	56.0		58.5	49.1
16/09/2024	6:29	57.8		58.5	50.8
16/09/2024	6:34	59.4	55.0	60.7	49.6
16/09/2024	6:39	53.2		54.6	50.3
16/09/2024	6:44	53.9		56.0	48.7
16/09/2024	6:49	53.2		54.9	48.9
16/09/2024	6:54	53.3		55.5	48.1
16/09/2024	6:59	52.0		54.1	48.8

15/09/2024	23:04	50.1	53.3	52.1	47.7
15/09/2024	23:09	58.4		58.5	47.5
15/09/2024	23:14	51.8		52.4	47.6
15/09/2024	23:19	51.2		51.8	48.3
15/09/2024	23:24	50.0		51.5	47.2
15/09/2024	23:29	49.6		51.7	47.3
15/09/2024	23:34	50.2	50.0	51.8	48.0
15/09/2024	23:39	50.0		50.4	47.4
15/09/2024	23:44	49.9		52.0	47.6
15/09/2024	23:49	50.1		52.1	47.4
15/09/2024	23:54	50.5		52.2	47.4
15/09/2024	23:59	49.4		51.7	47.1
		Mean	49.1		
		Maximum	53.3		
		Minimum	46.8		

16/09/2024	23:04	51.1	50.4	51.3	47.5
16/09/2024	23:09	50.0		52.2	47.7
16/09/2024	23:14	50.6		52.7	48.6
16/09/2024	23:19	50.5		51.2	48.4
16/09/2024	23:24	49.9		51.8	47.8
16/09/2024	23:29	49.9		51.8	47.8
16/09/2024	23:34	49.6	51.0	51.1	48.0
16/09/2024	23:39	50.3		52.1	48.4
16/09/2024	23:44	50.9		52.6	48.7
16/09/2024	23:49	52.5		54.6	48.8
16/09/2024	23:54	51.8		52.4	47.9
16/09/2024	23:59	50.3		52.6	48.0
		Mean	49.5		
		Maximum	55.0		
		Minimum	47.1		

Station: CM31

Date	Start Time	Leq (5mins)	Leq (30mins)	L10 (5mins)	L90 (5mins)
17/09/2024	0:04	50.1		52.5	47.9
17/09/2024	0:09	50.1		51.5	48.4
17/09/2024	0:14	64.2	57.2	68.6	48.0
17/09/2024	0:19	50.7		53.0	48.2
17/09/2024	0:24	50.3		51.9	48.3
17/09/2024	0:29	49.4		50.7	48.1
17/09/2024	0:34	49.2		50.2	48.1
17/09/2024	0:39	50.4		52.5	48.4
17/09/2024	0:44	50.4	50.0	51.7	47.7
17/09/2024	0:49	51.4		51.7	48.1
17/09/2024	0:54	49.6		50.7	48.2
17/09/2024	0:59	48.7		50.7	47.2
17/09/2024	1:04	49.6		51.0	47.6
17/09/2024	1:09	50.2		52.4	47.7
17/09/2024	1:14	53.2	50.1	53.3	47.4
17/09/2024	1:19	48.7		50.3	47.2
17/09/2024	1:24	48.8		50.2	47.0
17/09/2024	1:29	47.9		48.7	47.0
17/09/2024	1:34	47.9		49.0	47.0
17/09/2024	1:39	48.5		49.9	47.0
17/09/2024	1:44	48.1	49.1	49.1	47.2
17/09/2024	1:49	49.7		50.9	48.2
17/09/2024	1:54	49.9		51.1	48.6
17/09/2024	1:59	49.9		51.6	48.3
17/09/2024	2:04	49.6		50.9	48.3
17/09/2024	2:09	49.4		50.5	48.1
17/09/2024	2:14	51.6	49.2	52.4	48.6
17/09/2024	2:19	48.2		49.3	47.1
17/09/2024	2:24	47.7		48.7	46.9
17/09/2024	2:29	47.3		47.8	46.8
17/09/2024	2:34	47.6		48.8	46.8
17/09/2024	2:39	49.1		51.5	46.8
17/09/2024	2:44	49.0	48.9	50.6	47.2
17/09/2024	2:49	47.3		47.8	46.8
17/09/2024	2:54	48.9		50.4	47.1
17/09/2024	2:59	50.7		51.6	47.1
17/09/2024	3:04	48.0		49.2	47.0
17/09/2024	3:09	47.9		49.1	46.9
17/09/2024	3:14	47.6	47.9	48.5	46.9
17/09/2024	3:19	48.0		49.2	47.2
17/09/2024	3:24	47.7		48.4	46.9
17/09/2024	3:29	47.9		49.2	46.8
17/09/2024	3:34	47.4		48.0	46.8
17/09/2024	3:39	47.9		48.3	46.9
17/09/2024	3:44	51.4	49.0	52.0	46.9
17/09/2024	3:49	48.0		49.1	46.7
17/09/2024	3:54	48.7		50.4	46.9
17/09/2024	3:59	49.1		50.9	47.2
17/09/2024	4:04	49.2		49.9	47.2
17/09/2024	4:09	47.8		48.8	47.0
17/09/2024	4:14	48.9	48.7	50.7	46.8
17/09/2024	4:19	48.1		49.2	46.9
17/09/2024	4:24	49.9		50.8	47.1
17/09/2024	4:29	48.1		48.9	46.9
17/09/2024	4:34	50.2		51.9	47.0
17/09/2024	4:39	49.1		49.8	46.7
17/09/2024	4:44	48.9	49.0	50.3	47.0
17/09/2024	4:49	48.0		49.2	47.0
17/09/2024	4:54	49.1		49.9	47.0
17/09/2024	4:59	48.2		49.5	47.0
17/09/2024	5:04	48.5		50.2	46.9
17/09/2024	5:09	49.4		50.8	47.1
17/09/2024	5:14	48.2	49.7	49.8	47.0
17/09/2024	5:19	48.2		49.3	47.2
17/09/2024	5:24	53.1		56.5	47.2
17/09/2024	5:29	48.2		49.4	47.2
17/09/2024	5:34	49.3		51.8	47.2
17/09/2024	5:39	48.2		49.0	47.2
17/09/2024	5:44	49.1	51.5	51.0	47.4
17/09/2024	5:49	49.7		51.0	48.0
17/09/2024	5:54	56.1		60.2	48.5
17/09/2024	5:59	50.9		52.5	48.3
17/09/2024	6:04	50.1		52.0	48.5
17/09/2024	6:09	57.1		59.1	49.3
17/09/2024	6:14	53.0	55.2	55.3	49.7
17/09/2024	6:19	53.2		56.0	49.6
17/09/2024	6:24	57.1		58.4	52.5
17/09/2024	6:29	56.5		58.5	51.1
17/09/2024	6:34	58.4		61.1	50.4
17/09/2024	6:39	54.8		55.0	49.9
17/09/2024	6:44	52.4	54.7	53.3	49.5
17/09/2024	6:49	51.2		52.6	49.5
17/09/2024	6:54	54.0		54.9	49.8
17/09/2024	6:59	53.7		55.4	49.5
17/09/2024	23:04	52.1		54.1	49.9
17/09/2024	23:09	53.5		55.7	50.1
17/09/2024	23:14	52.4	52.9	53.5	50.4
17/09/2024	23:19	53.1		55.3	49.8
17/09/2024	23:24	54.3		55.4	49.9
17/09/2024	23:29	51.4		52.8	49.6
17/09/2024	23:34	52.1		52.8	49.2
17/09/2024	23:39	52.2		53.6	49.7
17/09/2024	23:44	54.3	52.0	55.5	49.7
17/09/2024	23:49	51.1		52.5	49.5
17/09/2024	23:54	52.0		53.5	49.2
17/09/2024	23:59	48.5		54.7	47.9
		Mean	51.0		
		Maximum	57.2		
		Minimum	47.9		

Date	Start Time	Leq (5mins)	Leq (30mins)	L10 (5mins)	L90 (5mins)
18/09/2024	0:04	52.2		54.6	47.8
18/09/2024	0:09	51.4		53.7	48.3
18/09/2024	0:14	50.9	54.4	53.2	47.5
18/09/2024	0:19	60.2		65.7	47.5
18/09/2024	0:24	49.4		51.5	47.1
18/09/2024	0:29	49.0		50.7	46.8
18/09/2024	0:34	50.3		52.9	47.7
18/09/2024	0:39	49.1		51.2	46.8
18/09/2024	0:44	50.1	50.2	52.2	46.9
18/09/2024	0:49	51.8		53.0	46.8
18/09/2024	0:54	49.5		51.3	46.7
18/09/2024	0:59	49.8		51.8	46.8
18/09/2024	1:04	48.4		50.2	46.4
18/09/2024	1:09	51.3		52.2	47.3
18/09/2024	1:14	49.4	49.0	50.5	46.9
18/09/2024	1:19	47.5		49.2	46.1
18/09/2024	1:24	48.1		49.5	46.4
18/09/2024	1:29	47.8		49.0	46.5
18/09/2024	1:34	49.4		50.8	46.5
18/09/2024	1:39	48.7		51.2	46.5
18/09/2024	1:44	47.2	51.7	48.8	46.0
18/09/2024	1:49	47.1		48.3	46.0
18/09/2024	1:54	57.4		62.3	46.4
18/09/2024	1:59	48.5		49.7	46.9
18/09/2024	2:04	48.2		50.4	46.3
18/09/2024	2:09	48.6		50.4	46.6
18/09/2024	2:14	52.0	49.2	52.5	46.4
18/09/2024	2:19	48.2		50.0	46.2
18/09/2024	2:24	48.2		49.1	46.1
18/09/2024	2:29	48.2		48.9	46.0
18/09/2024	2:34	48.3		50.2	46.0
18/09/2024	2:39	48.3		50.3	46.1
18/09/2024	2:44	48.0	48.2	49.6	46.0
18/09/2024	2:49	48.7		51.7	46.0
18/09/2024	2:54	47.8		49.4	46.2
18/09/2024	2:59	48.0		49.9	46.1
18/09/2024	3:04	50.0		52.1	46.2
18/09/2024	3:09	47.6		49.3	46.0
18/09/2024	3:14	49.3	48.9	49.8	46.1
18/09/2024	3:19	49.3		50.1	46.0
18/09/2024	3:24	48.2		50.2	46.2
18/09/2024	3:29	48.4		49.7	46.2
18/09/2024	3:34	48.0		50.0	46.3
18/09/2024	3:39	47.9		50.0	46.2
18/09/2024	3:44	48.4	48.5	50.1	46.4
18/09/2024	3:49	48.4		49.1	47.7
18/09/2024	3:54	49.0		51.1	47.7
18/09/2024	3:59	49.2		50.7	47.3
18/09/2024	4:04	48.4		49.7	47.5
18/09/2024	4:09	50.0		51.1	47.8
18/09/2024	4:14	48.9	48.8	50.4	47.6
18/09/2024	4:19	47.8		49.1	46.7
18/09/2024	4:24	49.2		51.0	47.3
18/09/2024	4:29	48.3		50.2	47.0
18/09/2024	4:34	48.4		49.8	47.4
18/09/2024	4:39	48.6		49.8	47.2
18/09/2024	4:44	47.6	47.7	48.6	46.4
18/09/2024	4:49	46.8		47.7	46.0
18/09/2024	4:54	47.3		49.6	45.9
18/09/2024	4:59	47.1		48.1	46.0
18/09/2024	5:04	47.3		48.3	45.9
18/09/2024	5:09	46.9		47.7	46.0
18/09/2024	5:14	47.3	47.1	48.9	45.9
18/09/2024	5:19	46.6		47.4	45.7
18/09/2024	5:24	46.8		48.2	45.7
18/09/2024	5:29	47.4		50.0	45.6
18/09/2024	5:34	48.9		51.8	46.4
18/09/2024	5:39	48.3		49.4	46.0
18/09/2024	5:44	47.7	49.2	49.2	45.8
18/09/2024	5:49	48.6		51.6	45.8
18/09/2024	5:54	51.6		54.7	46.8
18/09/2024	5:59	49.2		50.9	47.0
18/09/2024	6:04	50.0		52.3	47.0
18/09/2024	6:09	50.4		52.9	47.6
18/09/2024	6:14	52.1	52.2	55.4	47.0
18/09/2024	6:19	52.4		54.1	47.3
18/09/2024	6:24	52.9		55.2	47.9
18/09/2024	6:29	53.9		56.2	48.2
18/09/2024	6:34	56.1		60.6	47.6
18/09/2024	6:39	50.4		52.8	47.2
18/09/2024	6:44	50.6	51.9	53.1	46.8
18/09/2024	6:49	49.6		51.8	46.9
18/09/2024	6:54	50.1		52.5	47.2
18/09/2024	6:59	50.0		52.5	47.7
18/09/2024	23:04	51.1		52.9	3.0
18/09/2024	23:09	51.2		53.1	4.0
18/09/2024	23:14	51.7	51.3	53.6	5.0
18/09/2024	23:19	50.9		53.1	6.0
18/09/2024	23:24	52.0		53.3	7.0
18/09/2024	23:29	50.6		52.0	8.0
18/09/2024	23:34	51.3		53.2	9.0
18/09/2024	23:39	52.3		55.3	10.0
18/09/2024	23:44	50.6	51.5	52.2	11.0
18/09/2024	23:49	51.2		53.5	12.0
18/09/2024	23:54	50.9		52.6	13.0
18/09/2024	23:59	52.4		52.5	14.0
		Mean	50.0		
		Maximum	54.4		
		Minimum	47.1		

Date	Start Time	Leq (5mins)	Leq (30mins)	L10 (5mins)	L90 (5mins)
19/09/2024	0:04	51.4		52.9	48.2
19/09/2024	0:09	51.1		53.0	48.4
19/09/2024	0:14	49.2	50.2	50.6	47.6
19/09/2024	0:19	50.0		51.7	47.6
19/09/2024	0:24	49.7		51.7	47.6
19/09/2024	0:29	49.0		50.8	47.4
19/09/2024	0:34	48.7		50.7	47.1
19/09/2024	0:39	48.7		50.4	47.1
19/09/2024	0:44	49.5	49.2	51.0	47.3
19/09/2024	0:49	50.1		51.0	47.2
19/09/2024	0:54	49.4		50.0	47.0
19/09/2024	0:59	48.4		49.5	47.1
19/09/2024	1:04	49.0		50.3	47.3
19/09/2024	1:09	49.5		49.9	47.9
19/09/2024	1:14	48.9	49.0	50.0	47.8
19/09/2024	1:19	49.4		50.3	47.6
19/09/2024	1:24	48.7		50.1	47.5
19/09/2024	1:29	48.3		49.1	47.3
19/09/2024	1:34	49.7		51.7	47.7
19/09/2024	1:39	51.1		59.7	46.9
19/09/2024	1:44	54.9	50.3	65.1	47.2
19/09/2024	1:49	47.1		49.8	46.6
19/09/2024	1:54	44.1		45.8	42.0
19/09/2024	1:59	45.2		46.8	42.4
19/09/2024	2:04	45.2		47.1	42.8
19/09/2024	2:09	44.3		45.8	42.8
19/09/2024	2:14	46.4	45.5	48.3	43.8
19/09/2024	2:19	45.6		47.2	43.4
19/09/2024	2:24	46.5		49.3	43.0
19/09/2024	2:29	44.2		45.5	42.8
19/09/2024	2:34	44.9		46.6	42.7
19/09/2024	2:39	44.4		45.8	42.7
19/09/2024	2:44	43.6	45.4	44.8	42.3
19/09/2024	2:49	43.6		45.3	41.8
19/09/2024	2:54	48.0		51.2	44.0
19/09/2024	2:59	46.2		47.4	44.0
19/09/2024	3:04	46.2		47.5	44.0
19/09/2024	3:09	47.0		48.3	44.6
19/09/2024	3:14	50.1	47.3	51.9	45.2
19/09/2024	3:19	46.8		48.6	44.0
19/09/2024	3:24	46.7		47.5	44.8
19/09/2024	3:29	45.4		46.8	43.9
19/09/2024	3:34	44.9		46.0	43.6
19/09/2024	3:39	45.9		47.5	44.1
19/09/2024	3:44	48.5	47.7	50.0	46.6
19/09/2024	3:49	48.6		50.1	46.9
19/09/2024	3:54	48.7		51.0	45.5
19/09/2024	3:59	48.2		49.8	45.7
19/09/2024	4:04	50.6		53.2	45.4
19/09/2024	4:09	47.0		48.4	45.1
19/09/2024	4:14	46.5	47.2	48.1	44.3
19/09/2024	4:19	46.0		47.5	44.3
19/09/2024	4:24	44.8		46.2	43.3
19/09/2024	4:29	45.1		46.1	43.9
19/09/2024	4:34	45.8		47.2	44.3
19/09/2024	4:39	44.5		45.5	43.4
19/09/2024	4:44	44.3	45.5	45.4	43.0
19/09/2024	4:49	45.2		46.6	43.7
19/09/2024	4:54	46.0		47.1	44.5
19/09/2024	4:59	46.5		48.0	44.6
19/09/2024	5:04	46.3		47.7	44.8
19/09/2024	5:09	46.0		47.3	44.2
19/09/2024	5:14	44.9	45.1	45.9	43.7
19/09/2024	5:19	44.6		45.8	43.1
19/09/2024	5:24	44.2		45.5	42.6
19/09/2024	5:29	43.9		45.6	42.1
19/09/2024	5:34	43.7		44.7	42.5
19/09/2024	5:39	44.3		46.0	42.5
19/09/2024	5:44	44.9	45.1	46.3	43.5
19/09/2024	5:49	45.2		46.4	44.2
19/09/2024	5:54	46.0		47.1	44.5
19/09/2024	5:59	45.9		47.8	44.0
19/09/2024	6:04	45.9		48.0	43.1
19/09/2024	6:09	45.6		47.2	43.8
19/09/2024	6:14	45.7	45.0	47.8	43.0
19/09/2024	6:19	43.9		45.3	42.4
19/09/2024	6:24	44.5		45.9	43.1
19/09/2024	6:29	43.6		44.7	42.0
19/09/2024	6:34	43.9		45.4	42.1
19/09/2024	6:39	44.8		46.1	42.9
19/09/2024	6:44	44.7	45.1	46.2	43.2
19/09/2024	6:49	45.0		46.4	43.4
19/09/2024	6:54	45.3		46.6	43.8
19/09/2024	6:59	46.5		47.8	44.5
19/09/2024	23:02	42.9		44.4	41.3
19/09/2024	23:07	43.2		44.0	41.8
19/09/2024	23:12	44.7	43.3	45.8	43.6
19/09/2024	23:17	42.8		44.3	41.3
19/09/2024	23:22	43.6		46.2	40.9
19/09/2024	23:27	42.3		43.7	40.8
19/09/2024	23:32	43.8		45.4	41.6
19/09/2024	23:37	42.9		44.3	41.7
19/09/2024	23:42	43.2	43.7	44.7	41.6
19/09/2024	23:47	44.5		45.7	42.8
19/09/2024	23:52	44.6		46.5	42.1
19/09/2024	23:57	43.1		44.4	41.9
		Mean	46.5		
		Maximum	50.3		
		Minimum	43.3		

Station: CM31

Date	Start Time	Leq (5mins)	Leq (30mins)	L10 (5mins)	L90 (5mins)
20/09/2024	0:02	44.5		46.7	42.5
20/09/2024	0:07	43.9		45.3	42.2
20/09/2024	0:12	45.9	46.2	46.0	42.2
20/09/2024	0:17	48.2		50.8	42.4
20/09/2024	0:22	46.8		49.4	43.9
20/09/2024	0:27	46.7		49.4	43.4
20/09/2024	0:32	46.0		48.1	43.3
20/09/2024	0:37	44.0		46.2	41.6
20/09/2024	0:42	46.9	45.9	49.8	41.5
20/09/2024	0:47	45.9		48.6	42.4
20/09/2024	0:52	43.2		44.5	41.6
20/09/2024	0:57	47.9		50.1	41.9
20/09/2024	1:02	45.6		47.8	43.0
20/09/2024	1:07	43.4		45.7	40.6
20/09/2024	1:12	41.2	43.2	42.7	39.9
20/09/2024	1:17	41.6		43.4	40.0
20/09/2024	1:22	42.2		44.4	40.2
20/09/2024	1:27	43.7		46.7	40.5
20/09/2024	1:32	43.4		44.8	41.5
20/09/2024	1:37	44.6		46.1	43.1
20/09/2024	1:42	43.4	46.2	45.1	41.7
20/09/2024	1:47	44.1		46.1	41.2
20/09/2024	1:52	50.0		51.8	42.3
20/09/2024	1:57	47.3		50.7	42.6
20/09/2024	2:02	47.8		50.4	44.1
20/09/2024	2:07	44.9		46.2	42.4
20/09/2024	2:12	45.3	45.0	46.7	43.7
20/09/2024	2:17	44.2		46.1	42.1
20/09/2024	2:22	43.0		44.5	41.1
20/09/2024	2:27	43.0		44.6	41.1
20/09/2024	2:32	44.6		46.6	42.5
20/09/2024	2:37	45.6		48.0	43.0
20/09/2024	2:42	45.7	44.7	47.4	43.6
20/09/2024	2:47	45.4		47.2	43.2
20/09/2024	2:52	43.4		45.2	41.3
20/09/2024	2:57	42.2		43.3	40.7
20/09/2024	3:02	41.3		42.6	39.9
20/09/2024	3:07	41.4		42.5	40.1
20/09/2024	3:12	41.4	42.0	42.6	39.9
20/09/2024	3:17	41.3		42.7	39.9
20/09/2024	3:22	43.1		44.7	41.2
20/09/2024	3:27	42.9		44.0	41.9
20/09/2024	3:32	42.6		44.3	40.3
20/09/2024	3:37	42.1		43.6	40.3
20/09/2024	3:42	41.5	42.3	42.8	40.1
20/09/2024	3:47	42.4		44.1	40.4
20/09/2024	3:52	42.4		44.3	40.3
20/09/2024	3:57	42.8		44.9	41.1
20/09/2024	4:02	45.3		47.5	42.3
20/09/2024	4:07	45.2		46.8	43.5
20/09/2024	4:12	44.0	43.8	45.6	41.9
20/09/2024	4:17	42.5		44.3	40.0
20/09/2024	4:22	43.1		44.6	40.8
20/09/2024	4:27	41.6		42.8	40.2
20/09/2024	4:32	42.4		43.9	40.5
20/09/2024	4:37	44.0		45.9	41.7
20/09/2024	4:42	43.6	43.0	44.8	42.5
20/09/2024	4:47	43.3		44.7	42.0
20/09/2024	4:52	42.2		43.3	40.9
20/09/2024	4:57	42.1		43.4	40.4
20/09/2024	5:02	43.0		45.2	40.4
20/09/2024	5:07	43.2		45.2	40.5
20/09/2024	5:12	41.1	43.1	42.2	39.6
20/09/2024	5:17	42.8		44.7	40.3
20/09/2024	5:22	44.0		44.9	43.1
20/09/2024	5:27	44.1		45.4	42.6
20/09/2024	5:32	43.5		44.8	41.8
20/09/2024	5:37	44.4		45.7	42.6
20/09/2024	5:42	44.3	44.1	45.7	42.9
20/09/2024	5:47	43.9		45.1	42.5
20/09/2024	5:52	44.0		45.2	42.6
20/09/2024	5:57	44.2		45.6	42.9
20/09/2024	6:02	44.5		45.5	43.5
20/09/2024	6:07	44.6		45.7	42.9
20/09/2024	6:12	44.1	44.0	45.7	42.0
20/09/2024	6:17	42.4		43.7	41.0
20/09/2024	6:22	43.5		45.1	41.3
20/09/2024	6:27	44.4		53.1	41.4
20/09/2024	6:32	43.7		45.3	42.0
20/09/2024	6:37	43.5		45.3	41.6
20/09/2024	6:42	45.3	48.2	46.6	43.4
20/09/2024	6:47	52.4		53.9	43.8
20/09/2024	6:52	48.0		50.7	42.5
20/09/2024	6:57	49.1		51.3	46.3

Date	Start Time	Leq (5mins)	Leq (30mins)	L10 (5mins)	L90 (5mins)
21/09/2024	0:02	56.4		59.2	51.6
21/09/2024	0:07	57.9		60.6	52.8
21/09/2024	0:12	57.2	56.7	59.7	53.5
21/09/2024	0:17	56.9		58.9	53.2
21/09/2024	0:22	55.3		57.5	51.7
21/09/2024	0:27	55.8		58.4	52.3
21/09/2024	0:32	54.6		56.8	51.4
21/09/2024	0:37	56.9		60.7	50.9
21/09/2024	0:42	53.6	54.3	56.3	50.2
21/09/2024	0:47	54.7		57.1	51.1
21/09/2024	0:52	52.0		54.0	49.5
21/09/2024	0:57	52.0		53.9	49.7
21/09/2024	1:02	54.0		56.3	50.6
21/09/2024	1:07	51.9		54.3	48.9
21/09/2024	1:12	51.1	52.6	53.6	47.8
21/09/2024	1:17	52.3		54.9	48.8
21/09/2024	1:22	53.3		55.8	49.3
21/09/2024	1:27	52.2		55.2	48.0
21/09/2024	1:32	51.7		54.8	48.1
21/09/2024	1:37	52.7		55.5	48.8
21/09/2024	1:42	49.8	51.4	51.1	48.5
21/09/2024	1:47	51.1		53.8	48.0
21/09/2024	1:52	51.2		53.4	48.3
21/09/2024	1:57	51.5		53.5	48.2
21/09/2024	2:02	50.1		52.3	47.6
21/09/2024	2:07	51.7		54.3	48.9
21/09/2024	2:12	49.6	49.6	51.3	47.6
21/09/2024	2:17	48.9		51.0	47.2
21/09/2024	2:22	48.2		49.2	47.4
21/09/2024	2:27	47.7		48.7	46.9
21/09/2024	2:32	47.1		47.6	46.6
21/09/2024	2:37	47.5		48.2	46.7
21/09/2024	2:42	48.2	48.1	49.6	46.9
21/09/2024	2:47	48.3		49.7	47.0
21/09/2024	2:52	49.0		50.5	47.5
21/09/2024	2:57	48.0		49.1	46.9
21/09/2024	3:02	48.2		49.7	46.9
21/09/2024	3:07	49.2		50.3	47.5
21/09/2024	3:12	48.3	49.9	50.6	46.7
21/09/2024	3:17	49.3		50.6	47.5
21/09/2024	3:22	49.7		51.4	47.2
21/09/2024	3:27	52.8		56.3	48.8
21/09/2024	3:32	48.4		49.8	47.3
21/09/2024	3:37	53.6		57.1	48.7
21/09/2024	3:42	51.5	50.9	54.0	48.2
21/09/2024	3:47	51.1		53.0	48.2
21/09/2024	3:52	50.0		52.6	47.4
21/09/2024	3:57	48.0		49.4	46.8
21/09/2024	4:02	48.3		49.7	46.8
21/09/2024	4:07	47.8		49.0	46.7
21/09/2024	4:12	48.9	48.2	49.7	47.0
21/09/2024	4:17	48.0		48.9	47.1
21/09/2024	4:22	48.4		50.5	46.7
21/09/2024	4:27	48.0		49.1	46.9
21/09/2024	4:32	47.3		47.9	46.7
21/09/2024	4:37	48.3		49.6	46.8
21/09/2024	4:42	50.6	49.1	53.0	47.7
21/09/2024	4:47	49.2		50.8	47.2
21/09/2024	4:52	49.0		50.7	47.2
21/09/2024	4:57	49.5		51.1	48.1
21/09/2024	5:02	49.8		51.7	47.9
21/09/2024	5:07	49.5		51.3	47.9
21/09/2024	5:12	51.1	52.0	53.6	47.9
21/09/2024	5:17	53.8		56.8	48.6
21/09/2024	5:22	53.5		56.8	48.6
21/09/2024	5:27	52.2		55.4	48.3
21/09/2024	5:32	52.1		54.4	49.6
21/09/2024	5:37	51.8		54.5	47.7
21/09/2024	5:42	55.5	52.3	58.5	49.0
21/09/2024	5:47	51.0		54.3	47.7
21/09/2024	5:52	49.6		51.0	47.9
21/09/2024	5:57	51.3		53.3	48.5
21/09/2024	6:02	52.9		55.7	49.0
21/09/2024	6:07	52.3		54.7	48.8
21/09/2024	6:12	50.8	52.0	52.2	48.1
21/09/2024	6:17	51.7		53.9	49.0
21/09/2024	6:22	51.3		53.1	49.1
21/09/2024	6:27	52.4		54.6	49.7
21/09/2024	6:32	50.9		53.0	48.1
21/09/2024	6:37	52.3		54.7	49.3
21/09/2024	6:42	53.2	53.3	55.4	50.5
21/09/2024	6:47	54.7		55.0	50.8
21/09/2024	6:52	55.2		55.5	50.2
21/09/2024	6:57	51.8		53.4	48.4

Date	Start Time	Leq (5mins)	Leq (30mins)	L10 (5mins)	L90 (5mins)
22/09/2024	0:02	45.4		46.2	44.5
22/09/2024	0:07	45.1		45.7	44.4
22/09/2024	0:12	48.8	46.1	52.9	44.0
22/09/2024	0:17	45.3		45.6	44.6
22/09/2024	0:22	45.1		45.8	44.0
22/09/2024	0:27	45.4		46.2	44.5
22/09/2024	0:32	45.0		45.6	44.1
22/09/2024	0:37	46.2		46.9	43.8
22/09/2024	0:42	47.8	49.0	50.6	44.7
22/09/2024	0:47	44.5		45.2	43.6
22/09/2024	0:52	53.9		57.9	44.2
22/09/2024	0:57	48.2		51.4	43.4
22/09/2024	1:02	46.6		49.5	43.3
22/09/2024	1:07	43.3		44.0	42.5
22/09/2024	1:12	43.6	44.3	44.7	42.5
22/09/2024	1:17	44.2		46.2	42.1
22/09/2024	1:22	43.4		44.4	42.4
22/09/2024	1:27	43.4		44.3	42.4
22/09/2024	1:32	44.0		45.2	42.5
22/09/2024	1:37	44.0		44.7	43.0
22/09/2024	1:42	44.8	44.9	46.0	43.6
22/09/2024	1:47	45.3		47.5	43.3
22/09/2024	1:52	45.5		46.6	44.2
22/09/2024	1:57	45.4		46.5	44.3
22/09/2024	2:02	44.4		45.4	43.5
22/09/2024	2:07	44.4		45.4	43.4
22/09/2024	2:12	44.9	44.5	45.8	44.0
22/09/2024	2:17	44.5		45.1	43.7
22/09/2024	2:22	44.2		45.1	43.2
22/09/2024	2:27	44.7		45.8	43.4
22/09/2024	2:32	45.9		47.7	44.3
22/09/2024	2:37	45.3		46.5	44.0
22/09/2024	2:42	45.0	44.6	46.0	43.8
22/09/2024	2:47	44.0		45.1	42.7
22/09/2024	2:52	43.2		43.9	42.5
22/09/2024	2:57	43.2		43.9	42.4
22/09/2024	3:02	43.6		44.5	42.8
22/09/2024	3:07	44.1		44.3	42.5
22/09/2024	3:12	43.2	43.7	44.0	42.5
22/09/2024	3:17	43.3		44.0	42.7
22/09/2024	3:22	43.6		44.2	42.8
22/09/2024	3:27	44.2		44.9	43.2
22/09/2024	3:32	43.7		44.4	42.7
22/09/2024	3:37	43.6		44.5	42.6
22/09/2024	3:42	43.2	45.3	43.9	42.4
22/09/2024	3:47	43.7		44.5	42.9
22/09/2024	3:52	45.3		47.1	43.5
22/09/2024	3:57	49.0		51.6	45.7
22/09/2024	4:02	47.2		49.4	44.7
22/09/2024	4:07	45.8		47.2	43.9
22/09/2024	4:12	44.7	45.6	46.0	43.6
22/09/2024	4:17	44.8		46.1	43.4
22/09/2024	4:22	45.7		47.2	44.2
22/09/2024	4:27	45.0		46.2	43.0
22/09/2024	4:32	47.1		49.7	44.5
22/09/2024	4:37	44.4		45.5	43.2
22/09/2024	4:42	43.9	44.6	44.6	43.1
22/09/2024	4:47	43.6		44.4	42.7
22/09/2024	4:52	43.7		44.5	43.0
22/09/2024	4:57	43.9		44.6	43.0
22/09/2024	5:02	44.3		45.3	43.3
22/09/2024	5:07	43.5		44.4	42.7
22/09/2024	5:12	43.5	44.1	44.3	42.7
22/09/2024	5:17	44.2		45.1	43.3
22/09/2024	5:22	44.2		45.0	43.4
22/09/2024	5:27	44.7		45.4	43.9
22/09/2024	5:32	45.8		47.0	44.5
22/09/2024	5:37	45.2		45.9	44.5
22/09/2024	5:42	44.8	45.6	45.6	44.0
22/09/2024	5:47	45.6		46.4	44.4
22/09/2024	5:52	45.8		46.4	44.6
22/09/2024	5:57	46.0		47.5	44.7
22/09/2024	6:02	47.3		49.9	45.1
22/09/2024	6:07	50.1		50.2	44.8
22/09/2024	6:12	65.9	58.5	71.7	45.0
22/09/2024	6:17	50.8		57.4	44.7
22/09/2024	6:22	47.0		48.7	44.9
22/09/2024	6:27	46.8		48.5	45.0
22/09/2024	6:32	47.6		50.0	45.3
22/09/2024	6:37	46.6		47.4	45.1
22/09/2024	6:42	47.0	50.1	48.4	45.5
22/09/2024	6:47	51.8		54.7	46.7
22/09/2024	6:52	53.8		56.5	49.9
22/09/2024	6:57	48.7		50.6	46.7

20/09/2024	23:02	53.8		56.5	49.9
20/09/2024	23:07	53.9		56.0	51.3
20/09/2024	23:12	56.0	54.1	58.8	51.4
20/09/2024	23:17	53.0		55.1	50.1
20/09/2024	23:22	54.1		56.2	51.4
20/09/2024	23:27	52.9		54.8	49.3
20/09/2024	23:32	55.4		57.6	52.2
20/09/2024	23:37	53.5		55.8	50.8
20/09/2024	23:42	55.9	56.0	58.6	52.1
20/09/2024	23:47	57.5		60.0	53.0
20/09/2024	23:52	56.2		58.7	51.3
20/09/2024	23:57	56.4		58.6	52.3
		Mean	45.7		
		Maximum	56.0		
		Minimum	42.0		

21/09/2024	23:02	44.6		45.3	43.6
21/09/2024	23:07	45.7		47.2	44.1
21/09/2024	23:12	47.3	45.7	49.2	44.8
21/09/2024	23:17	46.5		48.6	44.5
21/09/2024	23:22	44.7		45.8	43.6
21/09/2024	23:27	44.6		45.1	43.8
21/09/2024	23:32	44.8		45.4	44.0
21/09/2024	23:37	44.8		45.4	44.1
21/09/2024	23:42	45.3	44.9	46.0	44.5
21/09/2024	23:47	44.9		45.6	44.1
21/09/2024	23:52	45.0		45.7	44.3
21/09/2024	23:57	45.6		47.3	44.2
		Mean	50.7		
		Maximum	56.7		
		Minimum	44.9		

22/09/2024	23:02	45.0		46.5	43.4
22/09/2024	23:07	44.6		45.6	43.4
22/09/2024	23:12	44.1	44.2	45.2	42.8
22/09/2024	23:17	43.1		43.8	42.4
22/09/2024	23:22	44.1		45.6	42.4
22/09/2024	23:27	44.3		45.5	42.9
22/09/2024	23:32	45.5		47.2	43.6
22/09/2024	23:37	44.1		45.9	42.0
22/09/2024	23:42	44.0	44.1	45.6	42.5
22/09/2024	23:47	42.8		43.7	41.8
22/09/2024	23:52	44.2		45.4	42.5
22/09/2024	23:57	43.6		45.1	41.7
		Mean	46.2		
		Maximum	58.5		
		Minimum	43.7		

Station: CM31

Date	Start Time	Leq (5mins)	Leq (30mins)	L10 (5mins)	L90 (5mins)
23/09/2024	0:02	43.1	44.0	44.1	42.0
23/09/2024	0:07	45.9		48.9	42.3
23/09/2024	0:12	43.2		44.8	41.7
23/09/2024	0:17	42.6		43.5	41.7
23/09/2024	0:22	44.1		45.7	42.2
23/09/2024	0:27	44.4		46.1	42.3
23/09/2024	0:32	44.8	45.1	45.9	43.2
23/09/2024	0:37	44.5		46.1	42.9
23/09/2024	0:42	46.1		49.0	42.6
23/09/2024	0:47	45.1		47.3	42.4
23/09/2024	0:52	44.5		46.4	42.3
23/09/2024	0:57	45.1		47.1	42.8
23/09/2024	1:02	43.2	44.3	44.7	41.6
23/09/2024	1:07	44.3		46.1	41.7
23/09/2024	1:12	46.3		46.7	44.4
23/09/2024	1:17	44.7		45.8	43.4
23/09/2024	1:22	42.8		44.1	40.9
23/09/2024	1:27	43.8		45.1	41.7
23/09/2024	1:32	43.7	44.4	45.6	41.7
23/09/2024	1:37	45.4		46.8	43.8
23/09/2024	1:42	44.0		45.3	42.3
23/09/2024	1:47	44.0		46.0	41.6
23/09/2024	1:52	45.6		47.9	42.3
23/09/2024	1:57	43.1		44.5	41.7
23/09/2024	2:02	43.2	44.3	44.5	41.7
23/09/2024	2:07	43.9		45.0	42.7
23/09/2024	2:12	43.7		45.1	42.2
23/09/2024	2:17	44.7		46.4	43.1
23/09/2024	2:22	45.4		46.6	43.9
23/09/2024	2:27	44.6		45.7	43.3
23/09/2024	2:32	44.3	44.1	45.8	42.7
23/09/2024	2:37	43.4		44.7	41.9
23/09/2024	2:42	44.2		45.5	42.4
23/09/2024	2:47	45.1		47.0	42.9
23/09/2024	2:52	44.2		45.4	42.5
23/09/2024	2:57	43.4		45.2	41.6
23/09/2024	3:02	42.4	43.2	43.9	40.7
23/09/2024	3:07	42.8		44.1	41.1
23/09/2024	3:12	43.3		44.6	41.3
23/09/2024	3:17	43.2		44.5	41.8
23/09/2024	3:22	43.5		44.4	42.3
23/09/2024	3:27	44.0		45.5	42.2
23/09/2024	3:32	44.7	45.3	46.2	43.0
23/09/2024	3:37	44.5		45.9	42.7
23/09/2024	3:42	44.0		45.6	42.5
23/09/2024	3:47	46.4		47.5	45.2
23/09/2024	3:52	46.1		46.9	45.1
23/09/2024	3:57	45.4		46.7	43.4
23/09/2024	4:02	44.4	45.5	45.6	43.0
23/09/2024	4:07	45.1		46.7	42.7
23/09/2024	4:12	46.2		48.8	43.7
23/09/2024	4:17	45.2		46.6	43.6
23/09/2024	4:22	45.4		47.0	43.8
23/09/2024	4:27	46.3		47.8	44.5
23/09/2024	4:32	46.0	47.3	47.5	44.3
23/09/2024	4:37	47.7		49.9	45.2
23/09/2024	4:42	46.2		47.6	44.4
23/09/2024	4:47	49.0		51.4	46.0
23/09/2024	4:52	47.8		49.0	46.0
23/09/2024	4:57	46.1		47.4	44.5
23/09/2024	5:02	46.4	46.4	48.0	44.7
23/09/2024	5:07	45.1		46.9	43.2
23/09/2024	5:12	43.7		44.9	42.6
23/09/2024	5:17	47.5		48.9	45.7
23/09/2024	5:22	48.2		49.1	46.3
23/09/2024	5:27	45.9		47.2	44.4
23/09/2024	5:32	46.2	46.1	48.3	44.0
23/09/2024	5:37	46.4		48.1	44.4
23/09/2024	5:42	45.9		47.5	43.3
23/09/2024	5:47	46.6		48.3	45.0
23/09/2024	5:52	45.3		46.7	43.5
23/09/2024	5:57	46.0		48.4	43.1
23/09/2024	6:02	44.5	47.6	45.9	43.2
23/09/2024	6:07	47.2		49.4	43.7
23/09/2024	6:12	49.0		52.4	43.5
23/09/2024	6:17	44.7		46.4	42.5
23/09/2024	6:22	45.3		47.0	43.1
23/09/2024	6:27	50.8		55.4	43.1
23/09/2024	6:32	46.6	49.7	47.5	42.5
23/09/2024	6:37	48.7		51.5	44.0
23/09/2024	6:42	49.9		52.2	45.6
23/09/2024	6:47	50.1		53.2	44.7
23/09/2024	6:52	51.7		52.9	43.9
23/09/2024	6:57	49.8		51.9	44.3

23/09/2024	23:02	60.4	59.0	63.4	54.7
23/09/2024	23:07	59.0		61.6	55.0
23/09/2024	23:12	60.0		62.9	55.2
23/09/2024	23:17	57.3		60.2	53.6
23/09/2024	23:22	59.1		61.7	54.3
23/09/2024	23:27	57.3		60.4	52.9
23/09/2024	23:32	56.0	56.1	58.9	51.7
23/09/2024	23:37	55.1		58.3	50.4
23/09/2024	23:42	54.6		57.2	50.4
23/09/2024	23:47	57.8		60.8	50.4
23/09/2024	23:52	56.8		58.3	51.3
23/09/2024	23:57	55.6		58.1	50.5
		Mean	47.0		
		Maximum	59.0		
		Minimum	43.2		

Date	Start Time	Leq (5mins)	Leq (30mins)	L10 (5mins)	L90 (5mins)
24/09/2024	0:02	55.0	54.4	58.6	49.3
24/09/2024	0:07	54.8		57.7	50.3
24/09/2024	0:12	55.0		57.9	51.0
24/09/2024	0:17	51.8		53.6	49.3
24/09/2024	0:22	53.9		56.2	50.8
24/09/2024	0:27	54.9		58.0	50.9
24/09/2024	0:32	53.0	53.9	56.1	48.7
24/09/2024	0:37	55.0		58.7	49.0
24/09/2024	0:42	53.9		57.4	49.4
24/09/2024	0:47	54.4		56.9	51.3
24/09/2024	0:52	54.0		56.7	49.5
24/09/2024	0:57	52.8		54.9	49.9
24/09/2024	1:02	56.0	54.5	59.8	51.5
24/09/2024	1:07	53.3		56.8	48.1
24/09/2024	1:12	56.1		59.4	49.4
24/09/2024	1:17	54.0		56.5	50.2
24/09/2024	1:22	53.1		55.6	49.4
24/09/2024	1:27	53.3		55.7	50.0
24/09/2024	1:32	49.5	52.7	51.5	47.2
24/09/2024	1:37	50.3		52.4	47.9
24/09/2024	1:42	52.3		55.1	48.7
24/09/2024	1:47	52.5		54.6	49.8
24/09/2024	1:52	53.3		55.4	50.4
24/09/2024	1:57	55.5		58.3	52.3
24/09/2024	2:02	55.9	54.6	58.6	52.6
24/09/2024	2:07	54.0		56.1	50.8
24/09/2024	2:12	54.4		56.9	51.0
24/09/2024	2:17	53.2		55.4	50.3
24/09/2024	2:22	54.8		57.1	52.1
24/09/2024	2:27	55.1		57.5	51.9
24/09/2024	2:32	57.9	55.9	61.6	52.3
24/09/2024	2:37	56.3		59.5	52.2
24/09/2024	2:42	54.8		57.4	50.7
24/09/2024	2:47	55.5		58.3	50.6
24/09/2024	2:52	54.6		59.0	48.6
24/09/2024	2:57	55.5		59.4	50.6
24/09/2024	3:02	53.0	52.0	55.4	49.7
24/09/2024	3:07	53.2		56.6	48.6
24/09/2024	3:12	50.9		53.2	48.4
24/09/2024	3:17	50.7		53.0	48.0
24/09/2024	3:22	51.2		52.8	47.9
24/09/2024	3:27	52.3		54.6	49.3
24/09/2024	3:32	52.8	53.0	54.7	49.5
24/09/2024	3:37	52.8		55.7	48.1
24/09/2024	3:42	52.1		53.9	49.2
24/09/2024	3:47	53.7		56.5	50.0
24/09/2024	3:52	53.4		56.4	50.0
24/09/2024	3:57	53.1		55.6	50.4
24/09/2024	4:02	54.9	55.5	57.8	50.3
24/09/2024	4:07	55.8		58.9	50.8
24/09/2024	4:12	56.1		59.4	50.2
24/09/2024	4:17	55.7		58.0	52.2
24/09/2024	4:22	54.9		57.5	51.4
24/09/2024	4:27	55.7		58.4	52.3
24/09/2024	4:32	58.8	57.4	61.2	54.3
24/09/2024	4:37	54.6		56.7	51.9
24/09/2024	4:42	58.2		61.0	54.0
24/09/2024	4:47	56.8		59.6	53.3
24/09/2024	4:52	57.5		60.3	53.3
24/09/2024	4:57	57.5		60.2	53.7
24/09/2024	5:02	61.1	58.9	64.0	56.3
24/09/2024	5:07	60.6		63.6	55.7
24/09/2024	5:12	59.9		63.1	54.3
24/09/2024	5:17	57.3		59.9	54.1
24/09/2024	5:22	56.5		59.9	52.0
24/09/2024	5:27	53.8		56.7	49.4
24/09/2024	5:32	56.0	57.8	59.4	51.1
24/09/2024	5:37	57.8		60.4	54.0
24/09/2024	5:42	59.5		62.6	54.4
24/09/2024	5:47	57.9		60.9	53.5
24/09/2024	5:52	58.0		60.4	54.5
24/09/2024	5:57	56.4		58.9	52.9
24/09/2024	6:02	54.2	54.4	56.6	50.6
24/09/2024	6:07	54.1		56.9	49.5
24/09/2024	6:12	55.7		58.1	51.7
24/09/2024	6:17	55.1		57.9	50.9
24/09/2024	6:22	53.3		56.2	50.0
24/09/2024	6:27	53.5		56.3	49.6
24/09/2024	6:32	53.0	52.3	56.1	48.7
24/09/2024	6:37	49.1		50.8	47.5
24/09/2024	6:42	52.6		55.2	48.5
24/09/2024	6:47	51.4		54.1	47.9
24/09/2024	6:52	52.1		54.3	48.7
24/09/2024	6:57	53.9		56.7	50.3

24/09/2024	23:02	44.8	45.2	45.7	43.9
24/09/2024	23:07	45.1		45.8	44.2
24/09/2024	23:12	45.2		46.1	44.2
24/09/2024	23:17	45.1		45.8	44.4
24/09/2024	23:22	45.5		47.2	43.8
24/09/2024	23:27	45.5		46.4	44.7
24/09/2024	23:32	44.9	45.4	45.5	44.3
24/09/2024	23:37	45.3		46.1	44.2
24/09/2024	23:42	45.2		46.1	44.3
24/09/2024	23:47	45.9		46.8	44.9
24/09/2024	23:52	45.6		46.4	44.8
24/09/2024	23:57	46.6		48.5	44.9
		Mean	53.6		
		Maximum	58.9		
		Minimum	45.2		

Date	Start Time	Leq (5mins)	Leq (30mins)	L10 (5mins)	L90 (5mins)
25/09/2024	0:02	47.3	46.0	49.0	45.4
25/09/2024	0:07	46.4		47.9	45.0
25/09/2024	0:12	47.0		48.3	45.5
25/09/2024	0:17	45.1		46.0	44.0
25/09/2024	0:22	44.3		45.2	43.5
25/09/2024	0:27	44.8		45.4	44.0
25/09/2024	0:32	44.7	45.3	45.4	44.1
25/09/2024	0:37	46.4		47.9	44.6
25/09/2024	0:42	46.0		48.0	44.4
25/09/2024	0:47	44.8		45.5	44.1
25/09/2024	0:52	45.0		45.7	44.3
25/09/2024	0:57	44.7		45.5	44.0
25/09/2024	1:02	44.9	44.9	45.6	44.3
25/09/2024	1:07	46.3		48.4	44.1
25/09/2024	1:12	44.7		45.2	43.6
25/09/2024	1:17	44.6		45.3	43.6
25/09/2024	1:22	44.0		44.6	43.4
25/09/2024	1:27	44.5		45.1	43.8
25/09/2024	1:32	45.1	45.1	45.8	44.3
25/09/2024	1:37	45.2		45.9	44.4
25/09/2024	1:42	45.4		46.3	44.4
25/09/2024	1:47	44.9		45.5	43.9
25/09/2024	1:52	45.0		45.8	44.3
25/09/2024	1:57	44.9		45.5	44.2
25/09/2024	2:02	45.5	45.5	46.9	44.1
25/09/2024	2:07	45.4		46.4	44.4
25/09/2024	2:12	45.4		45.9	44.7
25/09/2024	2:17	45.6		46.3	44.8
25/09/2024	2:22	45.7		46.4	44.9
25/09/2024	2:27	45.5		46.2	44.6
25/09/2024	2:32	45.1	45.2	45.8	44.5
25/09/2024	2:37	45.0		45.8	44.1
25/09/2024	2:42	45.3		46.1	44.5
25/09/2024	2:47	45.7		46.5	44.7
25/09/2024	2:52	45.2		45.9	44.2
25/09/2024	2:57	44.9		45.8	44.0
25/09/2024	3:02	44.3	44.9	45.0	43.5
25/09/2024	3:07	44.4		45.2	43.5
25/09/2024	3:12	44.8		46.0	43.6
25/09/2024	3:17	45.0		45.6	44.2
25/09/2024	3:22	45.7		46.8	44.7
25/09/2024	3:27	44.9		45.6	44.2
25/09/2024	3:32	46.3	46.3	48.4	44.7
25/09/2024	3:37	46.1		47.0	45.1
25/09/2024	3:42	46.3		47.2	45.4
25/09/2024	3:47	45.9		46.6	45.1
25/09/2024	3:52	46.8		47.6	46.0
25/09/2024	3:57	46.3		46.9	45.7
25/09/2024	4:02	46.9	48.8	47.9	45.6
25/09/2024	4:07	47.0		48.1	46.0
25/09/2024	4:12	47.3		48.5	46.2
25/09/2024	4:17	48.4		49.2	47.4
25/09/2024	4:22	51.0		53.0	48.9
25/09/2024	4:27	50.5		52.0	47.2
25/09/2024	4:32	48.8	47.6	50.1	47.2
25/09/2024	4:37	49.3		51.1	47.1
25/09/2024	4:42	47.3		48.3	46.2
25/09/2024	4:47	47.0		47.8	45.8
25/09/2024	4:52	46.2		46.9	45.5
25/09/2024	4:57	45.9		46.8	45.1
25/09/2024	5:02	45.5	45.6	46.4	44.5
25/09/2024	5:07	45.4		46.1	44.8
25/09/2024	5:12	45.7		46.4	44.9
25/09/2024	5:17	44.9		46.0	43.8
25/09/2024	5:22	45.0		45.9	44.2
25/09/2024	5:27	46.9		48.6	45.1
25/09/2024	5:32	44.8	45.9	45.6	43.9
25/09/2024	5:37	45.0		46.1	43.8
25/09/2024	5:42	48.7		51.5	43.8
25/09/2024	5:47	44.8		46.5	43.0
25/09/2024	5:52	44.4		46.0	42.8
25/09/2024	5:57	46.2		48.1	44.2
25/09/2024	6:02	51.9	48.6	55.1	47.3
25/09/2024	6:07	47.8		49.7	45.4
25/09/2024	6:12	47.4		48.5	44.7
25/09/2024	6:17	46.8		48.7	44.9
25/09/2024	6:22	47.0		48.5	45.0
25/09/2024	6:27	48.4		50.0	44.7
25/09/2024	6:32	47.8	47.8	49.5	45.8
25/09/2024	6:37	49.2		49.3	45.6
25/09/2024	6:42	47.0		47.7	46.1
25/09/2024	6:47	47.5		49.2	45.7
25/09/2024	6:52	48.2		50.1	45.1
25/09/2024	6:57	46.7		47.5	45.2

25/09/2024	23:02	47.7	47.7	49.1	45.7
25/09/2024	23:07	47.0		48.4	45.1
25/09/2024	23:12	47.0		48.3	45.4
25/09/2024	23:17	48.4		49.9	46.7
25/09/2024	23:22	48.2		49.6	46.4
25/09/2024	23:27	47.5		49.0	45.9
25/09/2024	23:32	46.9	47.3	47.9	45.6
25/09/2024	23:37	48.5		49.2	44.3
25/09/2024	23:42	45.7		46.9	44.2
25/09/2024	23:47	47.8		49.6	44.6
25/09/2024	23:52	45.6		47.4	43.3
25/09/2024	23:57	48.6		48.8	43.4
		Mean	46.4		
		Maximum	48.8		
		Minimum	44.9		

Station: CM31

Date	Start Time	Leq (5mins)	Leq (30mins)	L10 (5mins)	L90 (5mins)
26/09/2024	0:02	44.8		45.4	43.2
26/09/2024	0:07	45.8		47.9	43.1
26/09/2024	0:12	45.4	47.0	46.8	43.7
26/09/2024	0:17	49.3		51.7	44.4
26/09/2024	0:22	47.6		50.4	43.9
26/09/2024	0:27	47.2		49.4	44.5
26/09/2024	0:32	46.2		48.3	44.1
26/09/2024	0:37	45.6		46.5	43.9
26/09/2024	0:42	46.9	46.1	47.3	43.6
26/09/2024	0:47	45.1		46.3	43.6
26/09/2024	0:52	46.5		48.9	43.7
26/09/2024	0:57	46.1		47.4	44.0
26/09/2024	1:02	46.5		48.6	43.8
26/09/2024	1:07	46.8		48.5	44.7
26/09/2024	1:12	47.0	46.0	49.7	43.9
26/09/2024	1:17	45.5		47.1	43.1
26/09/2024	1:22	44.8		46.3	43.2
26/09/2024	1:27	44.9		47.1	43.0
26/09/2024	1:32	45.7		47.4	43.9
26/09/2024	1:37	45.3		47.2	43.4
26/09/2024	1:42	45.0	45.3	46.7	43.1
26/09/2024	1:47	45.2		46.7	43.4
26/09/2024	1:52	45.1		46.1	43.9
26/09/2024	1:57	45.7		47.3	43.7
26/09/2024	2:02	45.3		46.8	44.0
26/09/2024	2:07	46.5		48.7	43.6
26/09/2024	2:12	45.5	45.5	46.9	43.8
26/09/2024	2:17	44.5		46.0	42.6
26/09/2024	2:22	45.0		46.9	43.2
26/09/2024	2:27	46.0		47.0	44.0
26/09/2024	2:32	45.4		47.3	43.6
26/09/2024	2:37	45.8		47.4	43.8
26/09/2024	2:42	46.2	45.4	47.6	44.2
26/09/2024	2:47	45.0		46.5	43.7
26/09/2024	2:52	45.2		46.7	43.9
26/09/2024	2:57	44.9		46.3	43.0
26/09/2024	3:02	46.9		49.8	43.8
26/09/2024	3:07	45.0		46.5	43.4
26/09/2024	3:12	44.5	45.7	45.9	43.1
26/09/2024	3:17	44.5		45.7	42.9
26/09/2024	3:22	44.6		46.0	43.0
26/09/2024	3:27	47.4		49.8	43.5
26/09/2024	3:32	45.6		47.3	43.7
26/09/2024	3:37	46.5		48.3	44.5
26/09/2024	3:42	44.9	46.5	46.3	43.3
26/09/2024	3:47	45.6		47.3	43.4
26/09/2024	3:52	47.6		49.2	45.4
26/09/2024	3:57	47.9		50.9	44.7
26/09/2024	4:02	46.7		48.5	44.6
26/09/2024	4:07	46.6		49.0	44.2
26/09/2024	4:12	45.5	46.4	47.6	43.3
26/09/2024	4:17	45.2		46.6	43.7
26/09/2024	4:22	46.6		48.1	45.0
26/09/2024	4:27	47.2		48.8	45.2
26/09/2024	4:32	46.3		47.7	44.6
26/09/2024	4:37	47.3		49.1	45.0
26/09/2024	4:42	46.9	46.4	48.2	45.5
26/09/2024	4:47	46.0		47.1	44.6
26/09/2024	4:52	45.7		46.7	44.3
26/09/2024	4:57	45.9		47.5	44.1
26/09/2024	5:02	46.1		48.1	43.9
26/09/2024	5:07	46.8		48.7	43.6
26/09/2024	5:12	46.0	45.7	48.2	43.6
26/09/2024	5:17	44.7		46.1	42.9
26/09/2024	5:22	45.1		46.6	43.2
26/09/2024	5:27	44.9		46.6	43.1
26/09/2024	5:32	44.9		46.3	43.3
26/09/2024	5:37	45.8		47.2	43.9
26/09/2024	5:42	45.2	45.6	46.2	43.8
26/09/2024	5:47	45.9		47.2	44.4
26/09/2024	5:52	45.2		46.9	43.4
26/09/2024	5:57	46.2		47.7	43.3
26/09/2024	6:02	45.1		46.6	43.2
26/09/2024	6:07	46.9		48.9	43.5
26/09/2024	6:12	47.9	47.9	49.8	45.2
26/09/2024	6:17	48.7		50.9	45.0
26/09/2024	6:22	49.3		51.1	45.1
26/09/2024	6:27	48.1		50.7	44.0
26/09/2024	6:32	48.0		51.6	44.7
26/09/2024	6:37	45.9		47.3	43.8
26/09/2024	6:42	49.2	48.1	51.3	46.1
26/09/2024	6:47	46.5		47.9	44.6
26/09/2024	6:52	47.4		49.6	44.2
26/09/2024	6:57	50.2		52.9	45.6

26/09/2024	23:02	52.5		54.8	49.9
26/09/2024	23:07	54.3		56.9	50.8
26/09/2024	23:12	53.0	53.0	55.6	50.1
26/09/2024	23:17	51.5		53.1	49.7
26/09/2024	23:22	53.5		56.6	49.2
26/09/2024	23:27	52.9		55.2	49.6
26/09/2024	23:32	51.9		53.8	49.3
26/09/2024	23:37	54.4		56.8	51.0
26/09/2024	23:42	53.4	53.6	55.8	50.2
26/09/2024	23:47	52.6		54.5	48.5
26/09/2024	23:52	54.6		57.4	50.6
26/09/2024	23:57	53.8		56.7	49.2
		Mean	47.1		
		Maximum	53.6		
		Minimum	45.3		

Date	Start Time	Leq (5mins)	Leq (30mins)	L10 (5mins)	L90 (5mins)
27/09/2024	0:02	54.7		57.6	50.2
27/09/2024	0:07	57.1		60.1	52.7
27/09/2024	0:12	54.2	55.2	58.0	49.6
27/09/2024	0:17	54.9		57.9	50.6
27/09/2024	0:22	55.4		58.5	50.6
27/09/2024	0:27	54.5		57.5	49.5
27/09/2024	0:32	54.8		57.5	49.8
27/09/2024	0:37	54.3		57.8	49.8
27/09/2024	0:42	55.2	54.1	58.4	50.3
27/09/2024	0:47	52.8		55.8	49.0
27/09/2024	0:52	53.5		56.3	49.6
27/09/2024	0:57	53.7		57.5	48.7
27/09/2024	1:02	53.6		56.9	49.3
27/09/2024	1:07	53.3		55.7	49.0
27/09/2024	1:12	54.9	54.4	58.2	49.4
27/09/2024	1:17	55.4		57.6	51.0
27/09/2024	1:22	54.3		58.0	49.4
27/09/2024	1:27	54.4		57.7	50.0
27/09/2024	1:32	54.7		57.5	50.8
27/09/2024	1:37	54.4		57.7	50.0
27/09/2024	1:42	55.6	54.8	59.0	50.5
27/09/2024	1:47	53.6		56.2	50.2
27/09/2024	1:52	55.8		58.4	51.2
27/09/2024	1:57	54.4		57.5	49.5
27/09/2024	2:02	54.1		56.6	49.2
27/09/2024	2:07	56.3		59.0	51.5
27/09/2024	2:12	56.1	56.0	58.5	51.8
27/09/2024	2:17	57.0		60.1	53.0
27/09/2024	2:22	55.7		58.5	51.5
27/09/2024	2:27	56.0		59.2	50.2
27/09/2024	2:32	56.8		59.5	52.1
27/09/2024	2:37	52.6		55.8	49.9
27/09/2024	2:42	53.0	54.1	56.2	48.7
27/09/2024	2:47	54.4		57.2	49.9
27/09/2024	2:52	54.3		56.6	51.2
27/09/2024	2:57	50.8		53.3	48.2
27/09/2024	3:02	52.1		55.0	48.8
27/09/2024	3:07	53.2		56.1	49.8
27/09/2024	3:12	53.6	52.6	55.6	50.2
27/09/2024	3:17	52.4		54.7	49.5
27/09/2024	3:22	52.0		53.6	50.0
27/09/2024	3:27	52.2		54.2	49.6
27/09/2024	3:32	51.3		53.3	49.2
27/09/2024	3:37	50.8		52.5	48.9
27/09/2024	3:42	49.8	51.2	51.6	47.8
27/09/2024	3:47	53.0		55.8	48.7
27/09/2024	3:52	50.6		52.5	48.4
27/09/2024	3:57	50.9		52.8	48.7
27/09/2024	4:02	51.6		53.9	49.0
27/09/2024	4:07	51.9		53.6	49.7
27/09/2024	4:12	51.1	52.0	53.3	48.7
27/09/2024	4:17	51.2		53.7	48.7
27/09/2024	4:22	52.8		55.3	49.3
27/09/2024	4:27	52.8		55.5	49.5
27/09/2024	4:32	52.8		54.8	50.1
27/09/2024	4:37	51.0		52.9	48.9
27/09/2024	4:42	50.6	51.7	52.5	48.4
27/09/2024	4:47	51.2		52.5	49.2
27/09/2024	4:52	51.6		53.7	49.5
27/09/2024	4:57	52.5		55.5	48.9
27/09/2024	5:02	49.8		51.4	47.9
27/09/2024	5:07	50.6		52.7	47.9
27/09/2024	5:12	49.8	49.7	51.1	48.5
27/09/2024	5:17	50.2		52.1	48.3
27/09/2024	5:22	48.9		50.0	47.7
27/09/2024	5:27	48.7		49.8	47.7
27/09/2024	5:32	49.1		50.5	47.9
27/09/2024	5:37	49.7		51.1	47.9
27/09/2024	5:42	49.3	49.5	50.7	47.8
27/09/2024	5:47	49.4		51.1	48.1
27/09/2024	5:52	49.6		51.3	48.0
27/09/2024	5:57	49.6		50.7	48.4
27/09/2024	6:02	49.6		50.2	48.4
27/09/2024	6:07	49.4		50.6	47.9
27/09/2024	6:12	49.1	50.2	50.4	47.8
27/09/2024	6:17	51.2		53.4	48.6
27/09/2024	6:22	50.4		52.2	48.3
27/09/2024	6:27	50.9		52.7	48.9
27/09/2024	6:32	52.3		53.1	49.0
27/09/2024	6:37	52.1		54.3	48.5
27/09/2024	6:42	56.3	55.1	60.8	50.0
27/09/2024	6:47	53.8		56.9	49.9
27/09/2024	6:52	59.0		59.8	49.4
27/09/2024	6:57	51.9		53.1	48.2

27/09/2024	23:02	52.6		54.1	50.8
27/09/2024	23:07	51.6		53.3	49.9
27/09/2024	23:12	51.6	52.3	53.1	49.6
27/09/2024	23:17	52.6		54.1	50.4
27/09/2024	23:22	52.4		54.6	49.7
27/09/2024	23:27	52.6		54.1	50.5
27/09/2024	23:32	52.2		54.0	50.0
27/09/2024	23:37	52.8		54.4	50.2
27/09/2024	23:42	51.6	51.9	53.1	49.9
27/09/2024	23:47	51.9		53.4	49.5
27/09/2024	23:52	51.6		52.8	49.6
27/09/2024	23:57	51.2		52.9	49.3
		Mean	52.8		
		Maximum	56.0		
		Minimum	49.5		

Date	Start Time	Leq (5mins)	Leq (30mins)	L10 (5mins)	L90 (5mins)
28/09/2024	0:02	51.7		53.5	49.5
28/09/2024	0:07	52.2		54.0	49.3
28/09/2024	0:12	51.0	52.7	52.5	49.3
28/09/2024	0:17	51.3		52.5	49.6
28/09/2024	0:22	54.1		54.4	50.2
28/09/2024	0:27	54.6		55.6	50.4
28/09/2024	0:32	53.4		54.2	50.0
28/09/2024	0:37	53.8		55.0	50.4
28/09/2024	0:42	52.5	53.0	53.6	50.1
28/09/2024	0:47	51.4		52.4	49.3
28/09/2024	0:52	52.8		53.1	48.9
28/09/2024	0:57	53.8		54.9	50.6
28/09/2024	1:02	52.7		53.6	50.0
28/09/2024	1:07	52.4		53.9	50.4
28/09/2024	1:12	53.4	52.2	54.6	49.9
28/09/2024	1:17	50.9		52.3	49.3
28/09/2024	1:22	51.6		53.0	49.8
28/09/2024	1:27	51.8		53.2	50.2
28/09/2024	1:32	52.2		54.2	49.8
28/09/2024	1:37	51.8		52.7	49.3
28/09/2024	1:42	50.2	51.2	51.3	48.9
28/09/2024	1:47	51.2		51.7	48.5
28/09/2024	1:52	50.0		51.3	48.5
28/09/2024	1:57	51.4		53.3	48.7
28/09/2024	2:02	52.4		54.1	50.1
28/09/2024	2:07	50.8		52.4	48.9
28/09/2024	2:12	50.5	51.1	52.2	48.7
28/09/2024	2:17	51.2		52.7	49.0
28/09/2024	2:22	50.8		52.3	49.3
28/09/2024	2:27	50.6		51.7	49.3
28/09/2024	2:32	51.3		52.6	49.7
28/09/2024	2:37	50.9		51.8	49.6
28/09/2024	2:42	50.5	51.3	51.5	49.2
28/09/2024	2:47	50.7		51.6	49.3
28/09/2024	2:52	51.9		52.6	49.9
28/09/2024	2:57	52.1		53.3	50.8
28/09/2024	3:02	52.2		53.5	50.7
28/09/2024	3:07	52.7		54.2	50.2
28/09/2024	3:12	52.4	52.3	53.9	50.9
28/09/2024	3:17	52.5		53.4	50.7
28/09/2024	3:22	52.4		53.8	50.1
28/09/2024	3:27	51.2		52.1	49.6
28/09/2024	3:32	50.7		51.6	49.5
28/09/2024	3:37	50.9		52.5	49.3
28/09/2024	3:42	50.9	50.7	51.9	49.5
28/09/2024	3:47	49.8		50.6	48.7
28/09/2024	3:52	50.9		52.0	49.4
28/09/2024	3:57	50.7		51.7	49.5
28/09/2024	4:02	50.1		51.1	48.8
28/09/2024	4:07	49.8		50.7	48.7
28/09/2024	4:12	50.0	50.1	50.9	48.8
28/09/2024	4:17	50.4		51.3	49.3
28/09/2024	4:22	50.5		51.6	49.2
28/09/2024	4:27	50.0		51.0	49.1
28/09/2024	4:32	49.9		51.1	48.6
28/09/2024	4:37	50.3		51.7	49.0
28/09/2024	4:42	51.4	51.0	53.0	49.9
28/09/2024	4:47	52.0		53.7	49.5
28/09/2024	4:52	50.3		51.5	49.1
28/09/2024	4:57	51.5		53.2	49.4
28/09/2024	5:02	51.9		53.3	50.1
28/09/2024	5:07	51.8		53.0	50.5
28/09/2024	5:12	51.8	52.1	53.1	50.3
28/09/2024	5:17	51.2		52.9	49.5
28/09/2024	5:22	52.4		54.5	49.9
28/09/2024	5:27	53.3		54.6	51.1
28/09/2024	5:32	52.5		54.0	50.1
28/09/2024	5:37	57.5		59.3	50.1
28/09/2024	5:42	51.6	53.0	53.5	49.5
28/09/2024	5:47	50.4		51.8	48.8
28/09/2024	5:52	49.7		50.7	48.7
28/09/2024	5:57	50.6		51.0	48.7
28/09/2024	6:02	49.5		50.4	48.5
28/09/2024	6:07	52.9		53.2	48.6
28/09/2024	6:12	51.6	51.3	53.3	48.8
28/09/2024	6:17	51.7		53.4	49.6
28/09/2024	6:22	50.2		51.7	48.6
28/09/2024	6:27	51.3		53.5	48.8
28/09/2024	6:32	50.6		52.9	48.5
28/09/2024	6:37	51.6		53.4	49.8
28/09/2024	6:42	52.8	53.3	55.1	50.3
28/09/2024	6:47	53.0		54.9	50.9
28/09/2024	6:52	54.9		55.9	53.7
28/09/2024	6:57	55.1		56.2	53.9
		55.7	51.8		
		57.5	53.3		
		Minimum	50.1		

Summary of Noise Monitoring Results during 23:00 - 07:00 on the next day at CM31	
	Leq (30mins)
Mean	49.1
Maximum	59.0
Minimum	42.0

Appendix 3-2-28 Baseline Noise Monitoring Data at CM32

Station: CM32

Date	Start Time	Leq (5mins)	Leq (30mins)	L10 (5mins)	L90 (5mins)
14/09/2024	14:46	63.3		67.0	59.9
14/09/2024	14:51	66.9		69.3	63.7
14/09/2024	14:56	64.6	64.5	67.3	62.7
14/09/2024	15:01	65.5		69.2	62.6
14/09/2024	15:06	63.1		66.4	61.5
14/09/2024	15:11	61.6		64.3	58.9
14/09/2024	15:16	55.4		57.6	53.9
14/09/2024	15:21	57.9		62.2	54.4
14/09/2024	15:26	62.2	63.6	65.7	58.8
14/09/2024	15:31	60.2		62.3	56.9
14/09/2024	15:36	64.1		66.2	61.3
14/09/2024	15:41	68.8		71.8	65.9
14/09/2024	15:46	56.8		61.1	52.6
14/09/2024	15:51	56.8		59.0	53.4
14/09/2024	15:56	58.8	59.7	62.3	55.4
14/09/2024	16:01	57.4		59.7	54.2
14/09/2024	16:06	62.1		66.1	58.7
14/09/2024	16:11	62.2		65.9	59.9
14/09/2024	16:16	61.0		63.5	58.3
14/09/2024	16:21	58.1		61.1	56.3
14/09/2024	16:26	58.7	59.4	62.3	55.2
14/09/2024	16:31	59.4		62.1	55.6
14/09/2024	16:36	57.0		60.3	54.5
14/09/2024	16:41	60.8		63.4	57.3
14/09/2024	16:46	61.7		64.7	57.9
14/09/2024	16:51	64.8		68.5	61.1
14/09/2024	16:56	67.8	64.2	70.9	65.3
14/09/2024	17:01	62.6		65.2	59.9
14/09/2024	17:06	64.1		67.4	62.3
14/09/2024	17:11	59.7		63.0	56.6
14/09/2024	17:16	57.1		59.4	53.1
14/09/2024	17:21	57.1		60.2	53.6
14/09/2024	17:26	59.8	61.7	63.7	57.0
14/09/2024	17:31	61.4		63.8	58.4
14/09/2024	17:36	64.0		67.9	61.4
14/09/2024	17:41	64.8		67.8	61.6
14/09/2024	17:46	59.5		62.7	55.9
14/09/2024	17:51	57.1		60.1	53.8
14/09/2024	17:56	57.4	58.2	59.7	53.6
14/09/2024	18:01	58.6		61.4	55.3
14/09/2024	18:06	58.2		61.8	54.8
14/09/2024	18:11	58.1		61.5	55.5
14/09/2024	18:16	57.7		61.1	55.2
14/09/2024	18:21	61.4		64.2	58.5
14/09/2024	18:26	58.7	58.6	60.8	55.3
14/09/2024	18:31	57.4		61.4	54.9
14/09/2024	18:36	54.7		58.3	52.1
14/09/2024	18:41	59.0		61.2	54.8
14/09/2024	18:46	55.7		58.5	51.8
14/09/2024	18:51	58.4		61.9	54.4
14/09/2024	18:56	56.5		59.9	54.4
		Mean	61.2		
		Maximum	64.5		
		Minimum	58.2		

Date	Start Time	Leq (5mins)	Leq (30mins)	L10 (5mins)	L90 (5mins)
15/09/2024	7:01	45.9		47.9	44.5
15/09/2024	7:06	46.3		47.1	44.1
15/09/2024	7:11	45.3	45.7	46.8	44.6
15/09/2024	7:16	45.9		47.8	44.1
15/09/2024	7:21	45.6		47.8	44.6
15/09/2024	7:26	45.3		47.5	44.3
15/09/2024	7:31	46.7		47.4	44.5
15/09/2024	7:36	47.5		49.4	45.7
15/09/2024	7:41	47.8	47.2	49.0	45.4
15/09/2024	7:46	47.5		49.0	45.2
15/09/2024	7:51	47.5		48.8	45.6
15/09/2024	7:56	46.2		48.1	45.2
15/09/2024	8:01	46.2		47.8	44.7
15/09/2024	8:06	46.3		47.8	45.4
15/09/2024	8:11	46.6	46.6	47.5	43.8
15/09/2024	8:16	46.5		49.0	45.3
15/09/2024	8:21	47.1		48.2	45.0
15/09/2024	8:26	46.7		48.6	45.1
15/09/2024	8:31	47.3		48.4	45.4
15/09/2024	8:36	47.0		47.7	44.4
15/09/2024	8:41	47.8	47.2	49.8	45.0
15/09/2024	8:46	48.0		50.1	45.3
15/09/2024	8:51	47.5		49.4	44.8
15/09/2024	8:56	45.0		46.7	42.9
15/09/2024	9:01	43.7		45.5	41.7
15/09/2024	9:06	46.1		47.4	43.4
15/09/2024	9:11	44.7	45.1	47.4	42.2
15/09/2024	9:16	45.1		47.5	43.4
15/09/2024	9:21	45.4		48.1	43.3
15/09/2024	9:26	45.4		47.6	44.5
15/09/2024	9:31	43.6		45.9	42.4
15/09/2024	9:36	44.5		46.8	43.0
15/09/2024	9:41	45.2	44.8	47.2	43.2
15/09/2024	9:46	46.3		48.9	44.1
15/09/2024	9:51	44.4		46.8	42.1
15/09/2024	9:56	44.1		46.0	42.4
15/09/2024	10:01	48.6		51.0	46.7
15/09/2024	10:06	46.0		47.8	43.9
15/09/2024	10:11	48.1	48.0	50.3	46.3
15/09/2024	10:16	49.2		51.0	46.7
15/09/2024	10:21	47.6		48.8	44.8
15/09/2024	10:26	47.9		50.2	46.0
15/09/2024	10:31	47.9		51.1	46.2
15/09/2024	10:36	46.7		48.7	44.6
15/09/2024	10:41	46.9	47.0	50.2	43.5
15/09/2024	10:46	46.5		47.9	43.3
15/09/2024	10:51	46.3		48.6	43.3
15/09/2024	10:56	47.6		48.9	44.1
15/09/2024	11:01	51.4		53.3	47.7
15/09/2024	11:06	50.9		54.2	48.0
15/09/2024	11:11	46.2	49.5	49.5	43.8
15/09/2024	11:16	50.5		52.9	47.6
15/09/2024	11:21	47.8		51.3	46.2
15/09/2024	11:26	47.5		50.5	45.4
15/09/2024	11:31	47.3		50.2	44.6
15/09/2024	11:36	49.5		53.2	46.9
15/09/2024	11:41	49.0	48.9	51.4	46.7
15/09/2024	11:46	49.4		52.7	45.9
15/09/2024	11:51	47.9		50.6	46.8
15/09/2024	11:56	50.0		52.1	47.2
15/09/2024	12:01	51.2		54.0	48.4
15/09/2024	12:06	52.9		56.0	50.0
15/09/2024	12:11	51.8	52.1	54.6	50.3
15/09/2024	12:16	52.2		56.1	49.1
15/09/2024	12:21	51.7		53.8	48.8
15/09/2024	12:26	52.6		55.8	50.8
15/09/2024	12:31	52.7		55.0	51.1
15/09/2024	12:36	52.2		54.0	50.1
15/09/2024	12:41	52.3	52.4	54.9	48.5
15/09/2024	12:46	52.8		55.7	49.8
15/09/2024	12:51	52.3		56.3	49.5
15/09/2024	12:56	51.8		56.1	49.7
15/09/2024	13:01	52.1		54.9	49.3
15/09/2024	13:06	55.6		59.1	52.9
15/09/2024	13:11	55.7	55.6	59.1	53.4
15/09/2024	13:16	55.0		58.8	51.8
15/09/2024	13:21	57.3		60.3	53.8
15/09/2024	13:26	56.5		60.1	53.0
15/09/2024	13:31	58.8		62.2	55.2
15/09/2024	13:36	55.7		58.6	52.7
15/09/2024	13:41	55.6	57.7	58.9	53.1
15/09/2024	13:46	59.1		61.5	55.9
15/09/2024	13:51	57.1		61.1	53.8
15/09/2024	13:56	58.7		61.3	57.2
15/09/2024	14:01	61.8		64.0	59.0
15/09/2024	14:06	58.2		60.1	55.1
15/09/2024	14:11	56.0	58.2	59.4	53.5
15/09/2024	14:16	55.4		56.9	51.8
15/09/2024	14:21	58.0		59.7	55.4
15/09/2024	14:26	56.4		59.8	52.9
15/09/2024	14:31	55.7		57.9	52.7
15/09/2024	14:36	54.7		58.6	51.6
15/09/2024	14:41	55.3	57.8	58.0	52.0
15/09/2024	14:46	57.6		59.5	55.4
15/09/2024	14:51	59.3		61.9	55.9
15/09/2024	14:56	60.6		63.2	55.8
15/09/2024	15:01	61.8		65.3	59.7
15/09/2024	15:06	59.9		62.8	56.4
15/09/2024	15:11	58.2	59.5	61.4	55.0
15/09/2024	15:16	59.4		62.6	56.0
15/09/2024	15:21	57.2		60.1	53.5
15/09/2024	15:26	58.8		62.0	56.1
15/09/2024	15:31	57.3		60.4	55.2
15/09/2024	15:36	63.4		65.9	59.1
15/09/2024	15:41	61.4	60.5	64.5	59.1
15/09/2024	15:46	59.1		61.6	56.3
15/09/2024	15:51	59.8		63.0	56.6
15/09/2024	15:56	59.8		62.6	57.5
15/09/2024	16:01	56.3		58.3	52.4
15/09/2024	16:06	59.4		62.2	56.5
15/09/2024	16:11	59.5	58.5	62.5	56.8
15/09/2024	16:16	56.5		60.4	53.1
15/09/2024	16:21	59.5		63.0	55.7
15/09/2024	16:26	58.5		62.1	55.0
15/09/2024	16:31	56.3		59.4	54.1
15/09/2024	16:36	56.0		59.6	53.3
15/09/2024	16:41	59.5	56.5	62.5	57.0
15/09/2024	16:46	54.7		58.1	51.7
15/09/2024	16:51	54.4		58.2	51.5
15/09/2024	16:56	56.0		59.2	53.6
15/09/2024	17:01	58.3		61.2	56.0
15/09/2024	17:06	56.3		59.8	52.9
15/09/2024	17:11	61.6	59.0	63.8	57.4
15/09/2024	17:16	56.7		60.5	54.2
15/09/2024	17:21	58.8		62.0	54.7
15/09/2024	17:26	60.0		64.4	57.5
15/09/2024	17:31	57.4		61.1	54.1
15/09/2024	17:36	57.9		60.6	55.0
15/09/2024	17:41	60.9	59.5	64.5	57.4
15/09/2024	17:46	61.0		65.1	57.0
15/09/2024	17:51	60.2		63.4	57.4
15/09/2024	17:56	58.1		61.6	54.9
15/09/2024	18:01	59.7		63.3	56.4
15/09/2024	18:06	60.8		63.7	59.1
15/09/2024	18:11	59.4	60.6	61.4	56.4
15/09/2024	18:16	56.8		60.7	53.7
15/09/2024	18:21	60.6		64.0	57.5
15/09/2024	18:26	63.4		65.4	59.3
15/09/2024	18:31	60.4		63.6	58.7
15/09/2024	18:36	62.3		64.6	57.7
15/09/2024	18:41	57.6	60.9	61.9	55.4
15/09/2024	18:46	62.4		66.4	60.4
15/09/2024	18:51	57.4		60.6	53.1
15/09/2024	18:56	62.2		65.6	59.6
		Mean	53.3		
		Maximum	60.9		
		Minimum	44.8		

Station: CM32

Date	Start Time	Leq (5mins)	Leq (30mins)	L10 (5mins)	L90 (5mins)
16/09/2024	7:01	42.5	43.1	44.5	41.2
16/09/2024	7:06	43.8		45.1	43.0
16/09/2024	7:11	42.0		43.6	41.0
16/09/2024	7:16	43.5		44.8	42.3
16/09/2024	7:21	42.9		44.2	41.5
16/09/2024	7:26	43.4		44.7	42.1
16/09/2024	7:31	43.1	43.4	44.1	41.3
16/09/2024	7:36	44.0		45.4	42.8
16/09/2024	7:41	42.1		43.5	41.4
16/09/2024	7:46	43.4		45.5	42.3
16/09/2024	7:51	43.1		45.0	41.9
16/09/2024	7:56	44.5		46.1	42.4
16/09/2024	8:01	42.7	44.1	44.9	41.4
16/09/2024	8:06	44.6		46.9	43.3
16/09/2024	8:11	44.7		46.5	43.6
16/09/2024	8:16	44.8		46.4	43.4
16/09/2024	8:21	44.6		45.9	43.2
16/09/2024	8:26	42.4		43.8	41.0
16/09/2024	8:31	43.8	44.7	45.7	43.1
16/09/2024	8:36	44.6		45.5	42.6
16/09/2024	8:41	44.4		45.2	42.1
16/09/2024	8:46	43.8		46.6	42.5
16/09/2024	8:51	45.8		47.5	43.9
16/09/2024	8:56	45.5		46.9	43.5
16/09/2024	9:01	44.9	44.6	46.7	43.2
16/09/2024	9:06	43.9		45.4	42.1
16/09/2024	9:11	44.3		46.7	42.7
16/09/2024	9:16	45.2		47.6	44.0
16/09/2024	9:21	43.8		45.4	42.1
16/09/2024	9:26	45.4		47.2	42.9
16/09/2024	9:31	44.8	46.1	46.9	43.0
16/09/2024	9:36	43.8		46.7	42.1
16/09/2024	9:41	45.2		47.4	43.7
16/09/2024	9:46	45.7		47.3	43.3
16/09/2024	9:51	48.4		49.9	45.6
16/09/2024	9:56	47.2		49.5	45.4
16/09/2024	10:01	47.9	48.7	50.7	46.0
16/09/2024	10:06	47.6		49.6	45.3
16/09/2024	10:11	50.4		52.9	48.8
16/09/2024	10:16	49.2		50.7	46.1
16/09/2024	10:21	48.8		51.2	46.8
16/09/2024	10:26	47.8		49.3	44.6
16/09/2024	10:31	47.1	48.8	48.9	43.8
16/09/2024	10:36	47.3		49.0	44.3
16/09/2024	10:41	49.9		52.3	47.6
16/09/2024	10:46	49.5		50.7	47.0
16/09/2024	10:51	49.1		51.9	45.9
16/09/2024	10:56	49.1		52.4	46.1
16/09/2024	11:01	46.7	50.8	49.6	44.6
16/09/2024	11:06	49.9		53.3	47.9
16/09/2024	11:11	51.8		54.9	50.4
16/09/2024	11:16	52.7		54.6	49.4
16/09/2024	11:21	51.3		54.0	48.4
16/09/2024	11:26	50.0		53.3	48.2
16/09/2024	11:31	50.5	51.5	52.7	48.7
16/09/2024	11:36	50.2		52.4	48.4
16/09/2024	11:41	50.4		53.3	48.8
16/09/2024	11:46	53.6		56.2	50.6
16/09/2024	11:51	51.5		53.9	48.4
16/09/2024	11:56	51.8		54.7	49.5
16/09/2024	12:01	53.0	53.2	55.0	50.8
16/09/2024	12:06	51.7		54.6	49.2
16/09/2024	12:11	52.6		56.3	50.4
16/09/2024	12:16	52.1		55.0	48.7
16/09/2024	12:21	52.1		55.4	50.2
16/09/2024	12:26	55.9		58.2	52.9
16/09/2024	12:31	53.8	53.5	55.6	50.3
16/09/2024	12:36	52.0		53.6	49.0
16/09/2024	12:41	55.4		58.0	53.8
16/09/2024	12:46	51.9		54.7	49.6
16/09/2024	12:51	51.7		54.5	48.9
16/09/2024	12:56	54.9		57.3	51.9
16/09/2024	13:01	54.7	56.1	57.5	51.5
16/09/2024	13:06	55.5		58.4	52.4
16/09/2024	13:11	55.3		58.6	53.6
16/09/2024	13:16	58.1		60.3	54.6
16/09/2024	13:21	55.4		58.3	53.4
16/09/2024	13:26	56.8		60.4	53.9
16/09/2024	13:31	55.0	56.9	57.6	51.8
16/09/2024	13:36	57.7		60.2	54.9
16/09/2024	13:41	58.6		61.5	54.4
16/09/2024	13:46	54.4		58.1	51.9
16/09/2024	13:51	56.9		58.9	53.5
16/09/2024	13:56	57.5		60.0	54.5
16/09/2024	14:01	58.8	57.9	62.2	56.2
16/09/2024	14:06	56.9		59.1	53.3
16/09/2024	14:11	57.8		61.7	54.0
16/09/2024	14:16	56.3		59.2	53.1
16/09/2024	14:21	58.4		60.8	54.2
16/09/2024	14:26	58.6		62.3	55.9
16/09/2024	14:31	59.3	59.2	62.3	56.2
16/09/2024	14:36	58.2		61.1	56.0
16/09/2024	14:41	58.9		61.3	55.0
16/09/2024	14:46	60.1		63.5	57.0
16/09/2024	14:51	57.1		59.7	54.6
16/09/2024	14:56	60.5		63.3	56.9
16/09/2024	15:01	60.5	59.5	63.9	57.7
16/09/2024	15:06	59.0		61.1	55.4
16/09/2024	15:11	60.6		64.1	57.7
16/09/2024	15:16	59.3		61.8	55.7
16/09/2024	15:21	57.0		59.6	55.0
16/09/2024	15:26	59.5		61.7	55.7
16/09/2024	15:31	56.9	59.0	60.3	54.0
16/09/2024	15:36	60.6		63.0	58.1
16/09/2024	15:41	59.0		61.2	56.0
16/09/2024	15:46	59.0		61.6	55.4
16/09/2024	15:51	60.4		63.3	58.7
16/09/2024	15:56	56.5		60.2	53.0
16/09/2024	16:01	57.9	58.2	61.2	55.0
16/09/2024	16:06	58.3		61.8	53.9
16/09/2024	16:11	57.1		59.9	54.0
16/09/2024	16:16	59.3		62.8	55.5
16/09/2024	16:21	60.2		63.4	57.8
16/09/2024	16:26	54.7		58.5	52.5
16/09/2024	16:31	59.2	58.3	62.4	55.8
16/09/2024	16:36	58.6		61.6	55.8
16/09/2024	16:41	60.3		63.2	57.1
16/09/2024	16:46	56.6		59.8	53.5
16/09/2024	16:51	56.8		59.7	53.7
16/09/2024	16:56	56.6		60.4	53.5
16/09/2024	17:01	55.6	56.7	58.5	53.3
16/09/2024	17:06	58.5		62.0	55.2
16/09/2024	17:11	55.5		59.0	51.5
16/09/2024	17:16	58.2		61.9	55.8
16/09/2024	17:21	55.2		59.0	52.3
16/09/2024	17:26	55.7		57.7	51.8
16/09/2024	17:31	59.9	58.7	63.8	55.8
16/09/2024	17:36	58.1		61.1	54.3
16/09/2024	17:41	58.4		61.6	56.9
16/09/2024	17:46	57.8		61.4	54.2
16/09/2024	17:51	59.8		62.6	56.2
16/09/2024	17:56	57.9		60.5	55.1
16/09/2024	18:01	60.6	60.8	63.2	56.9
16/09/2024	18:06	61.7		65.2	58.9
16/09/2024	18:11	61.9		66.5	58.7
16/09/2024	18:16	59.5		62.8	55.4
16/09/2024	18:21	61.3		64.9	58.0
16/09/2024	18:26	58.9		62.6	55.2
16/09/2024	18:31	58.5	58.9	62.1	56.3
16/09/2024	18:36	57.4		59.9	53.7
16/09/2024	18:41	62.1		66.1	59.2
16/09/2024	18:46	58.2		61.2	55.6
16/09/2024	18:51	57.5		61.6	52.8
16/09/2024	18:56	57.1		59.9	54.2
		Mean	53.0		
		Maximum	60.8		
		Minimum	43.1		

Date	Start Time	Leq (5mins)	Leq (30mins)	L10 (5mins)	L90 (5mins)
17/09/2024	7:01	45.4	45.2	46.1	44.0
17/09/2024	7:06	45.1		46.6	44.6
17/09/2024	7:11	45.2		46.7	44.4
17/09/2024	7:16	45.7		47.0	43.7
17/09/2024	7:21	45.0		46.2	43.0
17/09/2024	7:26	44.8		46.3	43.5
17/09/2024	7:31	45.2	45.7	46.8	43.5
17/09/2024	7:36	46.0		47.0	44.7
17/09/2024	7:41	45.5		47.4	44.0
17/09/2024	7:46	45.3		48.0	43.8
17/09/2024	7:51	45.4		47.9	44.5
17/09/2024	7:56	46.4		47.5	43.7
17/09/2024	8:01	46.0	46.6	48.5	44.0
17/09/2024	8:06	46.7		48.2	44.6
17/09/2024	8:11	47.0		48.1	45.4
17/09/2024	8:16	46.0		47.7	45.2
17/09/2024	8:21	46.5		49.1	45.6
17/09/2024	8:26	47.0		47.8	45.4
17/09/2024	8:31	46.8	46.6	48.4	44.9
17/09/2024	8:36	46.3		48.7	44.7
17/09/2024	8:41	46.9		48.8	45.2
17/09/2024	8:46	46.4		49.4	45.6
17/09/2024	8:51	46.8		48.8	45.0
17/09/2024	8:56	46.4		48.2	44.6
17/09/2024	9:01	46.2	45.0	48.7	45.2
17/09/2024	9:06	45.4		48.3	43.7
17/09/2024	9:11	43.3		45.7	42.3
17/09/2024	9:16	44.0		45.9	42.0
17/09/2024	9:21	45.7		47.5	43.5
17/09/2024	9:26	44.8		47.5	42.5
17/09/2024	9:31	46.1	45.9	48.0	43.7
17/09/2024	9:36	44.7		46.4	42.7
17/09/2024	9:41	46.1		47.4	44.1
17/09/2024	9:46	44.2		46.5	42.2
17/09/2024	9:51	45.0		46.5	42.3
17/09/2024	9:56	48.2		50.1	45.9
17/09/2024	10:01	46.5	46.3	49.4	44.2
17/09/2024	10:06	45.0		48.1	43.6
17/09/2024	10:11	46.9		48.3	43.7
17/09/2024	10:16	46.1		49.0	44.8
17/09/2024	10:21	46.7		48.3	43.7
17/09/2024	10:26	46.5		48.0	44.5
17/09/2024	10:31	48.7	48.1	51.5	46.3
17/09/2024	10:36	47.5		49.6	45.7
17/09/2024	10:41	47.4		50.2	44.6
17/09/2024	10:46	48.0		50.6	45.6
17/09/2024	10:51	46.1		48.4	42.1
17/09/2024	10:56	49.9		52.3	46.5
17/09/2024	11:01	46.7	49.1	49.2	45.3
17/09/2024	11:06	50.3		53.3	47.2
17/09/2024	11:11	49.5		53.1	46.2
17/09/2024	11:16	49.1		51.5	46.3
17/09/2024	11:21	48.0		49.9	45.2
17/09/2024	11:26	50.1		53.4	47.0
17/09/2024	11:31	50.1	49.8	51.9	47.7
17/09/2024	11:36	49.8		53.4	47.4
17/09/2024	11:41	48.8		52.1	46.4
17/09/2024	11:46	48.0		50.6	45.4
17/09/2024	11:51	49.8		52.4	47.1
17/09/2024	11:56	51.6		54.3	48.1
17/09/2024	12:01	50.2	51.4	53.2	46.7
17/09/2024	12:06	52.6		55.5	49.6
17/09/2024	12:11	51.8		54.5	49.4
17/09/2024	12:16	51.7		54.9	48.8
17/09/2024	12:21	50.9		53.7	49.5
17/09/2024	12:26	50.9		53.7	48.8
17/09/2024	12:31	50.9	52.7	53.2	47.2
17/09/2024	12:36	52.2		54.5	49.2
17/09/2024	12:41	52.5		55.2	49.0
17/09/2024	12:46	51.7		53.8	48.7
17/09/2024	12:51	50.5		53.5	48.1
17/09/2024	12:56	56.0		58.3	53.5
17/09/2024	13:01	53.4	53.5	56.5	50.1
17/09/2024	13:06	54.2		56.3	51.0
17/09/2024	13:11	52.0		55.5	49.0
17/09/2024	13:16	54.8		57.6	51.8
17/09/2024	13:21	54.0		56.4	51.7
17/09/2024	13:26	51.8		55.0	48.0
17/09/2024	13:31	55.0	54.6	57.7	52.4
17/09/2024	13:36	55.7		59.7	53.2
17/09/2024	13:41	53.9		56.8	52.1
17/09/2024	13:46	53.2		57.1	50.5
17/09/2024	13:51	52.9		56.2	49.2
17/09/2024	13:56	56.0		58.1	53.4
17/09/2024	14:01	54.9	56.9	58.2	52.4
17/09/2024	14:06	58.8		61.6	55.8
17/09/2024	14:11	57.1		60.0	55.0
17/09/2024	14:16	55.7		59.3	51.8
17/09/2024	14:21	58.6		61.4	55.5
17/09/2024	14:26	54.1		57.6	51.4
17/09/2024	14:31	58.8	58.0	60.8	54.8
17/09/2024	14:36	57.0		60.0	54.3
17/09/2024	14:41	57.4		60.2	52.8
17/09/2024	14:46	57.0		59.5	53.7
17/09/2024	14:51	59.2		62.5	55.2
17/09/2024	14:56	57.8		61.5	53.8
17/09/2024	15:01	57.5	59.3	60.9	54.6
17/09/2024	15:06	61.1		64.2	57.4
17/09/2024	15:11	59.9		63.0	57.8
17/09/2024	15:16	57.2		59.4	53.3
17/09/2024	15:21	61.2		64.1	58.9
17/09/2024	15:26	56.9		60.2	53.6
17/09/2024	15:31	61.2	59.2	65.1	57.7
17/09/2024	15:36	56.8		60.8	53.8
17/09/2024	15:41	61.1		63.8	58.3
17/09/2024	15:46	57.8		61.6	54.0
17/09/2024	15:51	57.9		60.5	54.7
17/09/2024	15:56	58.6		61.3	56.4
17/09/2024	16:01	59.3	57.9	62.1	55.9
17/09/2024	16:06	57.9		61.8	55.0
17/09/2024	16:11	57.9		60.9	54.5
17/09/2024	16:16	58.8		62.1	57.1
17/09/2024	16:21	55.8		59.5	53.0
17/09/2024	16:26	56.6		60.1	54.4
17/09/2024	16:31	57.0	58.2	60.3	54.4
17/09/2024	16:36	58.3		62.2	56.5
17/09/2024	16:41	59.2		61.1	56.2
17/09/2024	16:46	58.6		61.8	54.9
17/09/2024	16:51	58.4		60.7	53.8
17/09/2024	16:56	57.5		61.4	53.7
17/09/2024	17:01	57.6	63.7	61.4	54.5
17/09/2024	17:06	64.9		68.2	62.8
17/09/2024	17:11	59.5		63.6	55.9
17/09/2024	17:16	66.5		70.0	63.4
17/09/2024	17:21	65.6		67.7	61.1
17/09/2024	17:26	62.0		64.2	58.1
17/09/2024	17:31	64.5	67.1	67.1	61.4
17/09/2024	17:36	57.3		60.9	54.0
17/09/2024	17:41	69.7		72.6	67.2
17/09/2024	17:46	72.1		76.0	69.3
17/09/2024	17:51	60.5		64.8	57.5
17/09/2024	17:56	57.7		61.5	54.7
17/09/2024	18:01	60.0	60.0	63.7	57.4
17/09/2024	18:06	61.5		62.8	58.1
17/09/2024	18:11	60.9		63.6	56.8
17/09/2024	18:16	59.1		61.2	55.5
17/09/2024	18:21	60.3		62.3	57.6
17/09/2024	18:26	56.5		60.1	53.1
17/09/2024	18:31	59.1	58.7	62.4	56.4
17/09/2024	18:36	56.5		59.7	52.8
17/09/2024	18:41	57.0		60.7	54.8
17/09/2024	18:46	60.5		63.3	57.1
17/09/2024	18:51	57.4		59.5	52.7
17/09/2024	18:56	60.2		64.1	58.6
		Mean	53.3		
		Maximum	67.1		
		Minimum	45.0		

Station: CM32

Date	Start Time	Leq (5mins)	Leq (30mins)	L10 (5mins)	L90 (5mins)
18/09/2024	7:01	48.2		49.1	46.4
18/09/2024	7:06	47.7		49.0	47.6
18/09/2024	7:11	48.1	48.2	50.2	46.7
18/09/2024	7:16	47.9		49.1	47.4
18/09/2024	7:21	48.1		49.3	46.6
18/09/2024	7:26	49.0		49.7	46.9
18/09/2024	7:31	47.9		49.3	46.8
18/09/2024	7:36	48.9		49.8	47.4
18/09/2024	7:41	48.2	48.4	50.5	47.2
18/09/2024	7:46	48.3		49.6	47.5
18/09/2024	7:51	49.0		50.3	47.1
18/09/2024	7:56	48.1		49.9	47.5
18/09/2024	8:01	47.7		49.0	45.7
18/09/2024	8:06	47.8		48.9	46.2
18/09/2024	8:11	47.8	47.8	48.2	45.5
18/09/2024	8:16	47.8		49.3	46.0
18/09/2024	8:21	47.8		49.0	46.4
18/09/2024	8:26	47.6		48.9	45.8
18/09/2024	8:31	46.4		48.8	45.0
18/09/2024	8:36	46.6		48.5	45.9
18/09/2024	8:41	47.5	47.2	48.8	46.0
18/09/2024	8:46	48.0		50.1	46.6
18/09/2024	8:51	47.1		48.6	45.6
18/09/2024	8:56	47.6		49.0	46.0
18/09/2024	9:01	47.4		47.7	46.2
18/09/2024	9:06	46.7		47.9	44.6
18/09/2024	9:11	47.2	47.4	49.4	45.9
18/09/2024	9:16	47.9		49.1	46.6
18/09/2024	9:21	47.9		48.9	47.1
18/09/2024	9:26	47.4		48.4	45.8
18/09/2024	9:31	48.1		49.9	46.3
18/09/2024	9:36	48.3		49.5	46.6
18/09/2024	9:41	47.5	48.0	48.2	45.9
18/09/2024	9:46	48.7		50.3	46.3
18/09/2024	9:51	47.9		50.1	46.8
18/09/2024	9:56	47.2		48.8	45.8
18/09/2024	10:01	47.3		49.2	46.6
18/09/2024	10:06	48.5		49.5	46.5
18/09/2024	10:11	47.7	47.8	49.7	45.5
18/09/2024	10:16	47.3		49.0	45.5
18/09/2024	10:21	48.6		50.6	47.3
18/09/2024	10:26	47.4		49.6	46.6
18/09/2024	10:31	46.8		48.5	45.0
18/09/2024	10:36	49.3		51.3	47.1
18/09/2024	10:41	47.2	48.0	48.5	45.4
18/09/2024	10:46	47.1		48.8	46.2
18/09/2024	10:51	49.2		50.9	46.8
18/09/2024	10:56	47.9		50.3	46.4
18/09/2024	11:01	49.2		50.6	47.0
18/09/2024	11:06	48.3		50.3	46.0
18/09/2024	11:11	49.0	49.0	50.9	46.3
18/09/2024	11:16	48.5		50.1	46.5
18/09/2024	11:21	49.6		51.2	47.9
18/09/2024	11:26	49.3		51.6	48.1
18/09/2024	11:31	48.2		50.4	45.9
18/09/2024	11:36	49.4		50.9	47.7
18/09/2024	11:41	48.3	50.3	50.0	46.5
18/09/2024	11:46	50.4		52.9	48.2
18/09/2024	11:51	52.6		53.7	50.7
18/09/2024	11:56	51.2		53.8	49.8
18/09/2024	12:01	52.7		54.3	50.7
18/09/2024	12:06	52.0		55.0	50.1
18/09/2024	12:11	51.4	51.6	53.4	49.2
18/09/2024	12:16	49.4		51.6	47.3
18/09/2024	12:21	49.7		52.8	47.6
18/09/2024	12:26	53.0		54.4	50.5
18/09/2024	12:31	50.2		52.9	48.2
18/09/2024	12:36	53.0		54.3	50.2
18/09/2024	12:41	50.2	52.1	51.4	47.3
18/09/2024	12:46	52.8		54.3	50.1
18/09/2024	12:51	50.9		53.5	48.9
18/09/2024	12:56	53.9		55.9	51.3
18/09/2024	13:01	50.7		53.0	48.7
18/09/2024	13:06	52.3		54.3	48.8
18/09/2024	13:11	51.6	52.0	55.5	48.8
18/09/2024	13:16	52.1		54.6	48.2
18/09/2024	13:21	50.2		53.7	47.4
18/09/2024	13:26	54.0		56.1	51.1
18/09/2024	13:31	51.5		54.9	48.5
18/09/2024	13:36	51.9		53.9	48.1
18/09/2024	13:41	53.6	54.2	57.7	50.3
18/09/2024	13:46	54.3		56.4	52.2
18/09/2024	13:51	56.9		60.1	54.0
18/09/2024	13:56	54.9		58.0	52.8
18/09/2024	14:01	56.8		59.7	54.4
18/09/2024	14:06	54.3		58.1	51.7
18/09/2024	14:11	56.2	55.8	58.7	53.7
18/09/2024	14:16	54.2		56.3	51.8
18/09/2024	14:21	57.1		58.8	55.3
18/09/2024	14:26	55.6		58.1	53.0
18/09/2024	14:31	55.3		57.2	52.6
18/09/2024	14:36	56.5		60.1	54.1
18/09/2024	14:41	55.4	56.8	57.2	52.7
18/09/2024	14:46	56.0		59.0	53.3
18/09/2024	14:51	58.3		61.3	54.6
18/09/2024	14:56	58.3		61.0	53.9
18/09/2024	15:01	58.9		62.8	56.8
18/09/2024	15:06	59.2		62.1	56.7
18/09/2024	15:11	57.8	58.2	60.2	54.0
18/09/2024	15:16	56.0		58.7	53.4
18/09/2024	15:21	59.9		63.1	56.2
18/09/2024	15:26	56.0		59.3	52.8
18/09/2024	15:31	56.7		59.1	53.2
18/09/2024	15:36	58.4		61.5	54.4
18/09/2024	15:41	58.8	59.2	61.9	56.6
18/09/2024	15:46	58.0		60.0	54.4
18/09/2024	15:51	61.0		63.2	58.0
18/09/2024	15:56	60.9		64.3	58.8
18/09/2024	16:01	59.5		62.2	56.6
18/09/2024	16:06	61.0		63.4	57.6
18/09/2024	16:11	61.6	60.7	64.1	58.5
18/09/2024	16:16	59.7		62.4	56.7
18/09/2024	16:21	62.5		65.3	59.7
18/09/2024	16:26	59.0		63.0	57.0
18/09/2024	16:31	61.6		64.4	58.0
18/09/2024	16:36	60.0		63.7	56.6
18/09/2024	16:41	60.1	61.3	63.8	57.8
18/09/2024	16:46	61.3		65.5	59.5
18/09/2024	16:51	62.0		65.3	58.7
18/09/2024	16:56	62.5		65.0	59.6
18/09/2024	17:01	65.0		67.5	62.6
18/09/2024	17:06	60.0		63.1	56.8
18/09/2024	17:11	64.3	63.9	67.1	62.4
18/09/2024	17:16	62.5		65.6	59.6
18/09/2024	17:21	64.5		68.1	61.2
18/09/2024	17:26	65.0		68.0	61.0
18/09/2024	17:31	60.7		63.8	58.3
18/09/2024	17:36	61.4		64.8	58.0
18/09/2024	17:41	62.4	62.9	64.6	58.5
18/09/2024	17:46	65.2		68.5	62.0
18/09/2024	17:51	64.8		68.8	62.5
18/09/2024	17:56	60.6		64.5	57.8
18/09/2024	18:01	62.1		64.9	58.7
18/09/2024	18:06	62.8		67.1	61.0
18/09/2024	18:11	63.4	62.4	66.5	59.8
18/09/2024	18:16	60.8		64.8	58.7
18/09/2024	18:21	60.7		64.4	59.0
18/09/2024	18:26	63.7		65.8	59.1
18/09/2024	18:31	63.5		66.8	61.1
18/09/2024	18:36	63.6		66.6	60.7
18/09/2024	18:41	64.6	63.3	67.5	61.5
18/09/2024	18:46	60.5		62.9	57.2
18/09/2024	18:51	63.1		65.4	60.1
18/09/2024	18:56	63.7		67.5	61.7
		Mean	54.0		
		Maximum	63.9		
		Minimum	47.2		

Date	Start Time	Leq (5mins)	Leq (30mins)	L10 (5mins)	L90 (5mins)
19/09/2024	7:01	45.4		47.2	44.5
19/09/2024	7:06	52.9		54.3	51.7
19/09/2024	7:11	59.2	56.4	62.0	56.3
19/09/2024	7:16	59.1		62.1	56.0
19/09/2024	7:21	55.8		58.9	52.5
19/09/2024	7:26	55.7		59.9	52.8
19/09/2024	7:31	54.7		57.4	51.9
19/09/2024	7:36	55.9		58.3	51.9
19/09/2024	7:41	55.5	56.0	58.9	52.2
19/09/2024	7:46	56.0		58.3	52.1
19/09/2024	7:51	54.9		57.4	51.8
19/09/2024	7:56	58.0		61.4	54.1
19/09/2024	8:01	58.3		60.3	55.6
19/09/2024	8:06	55.1		57.6	51.1
19/09/2024	8:11	58.1	61.5	60.3	54.3
19/09/2024	8:16	62.0		64.5	58.7
19/09/2024	8:21	63.2		66.7	60.1
19/09/2024	8:26	65.1		68.3	62.3
19/09/2024	8:31	61.5		65.6	59.8
19/09/2024	8:36	56.4		59.4	54.1
19/09/2024	8:41	61.8	63.7	65.4	59.0
19/09/2024	8:46	67.3		70.7	64.4
19/09/2024	8:51	64.4		67.3	61.4
19/09/2024	8:56	64.0		67.2	60.2
19/09/2024	9:01	67.9		71.6	64.6
19/09/2024	9:06	62.7		65.7	60.0
19/09/2024	9:11	59.8	62.5	62.4	58.1
19/09/2024	9:16	57.7		60.1	53.8
19/09/2024	9:21	56.9		61.0	54.4
19/09/2024	9:26	56.7		59.2	53.2
19/09/2024	9:31	60.7		64.4	57.9
19/09/2024	9:36	56.1		58.7	53.0
19/09/2024	9:41	56.4	58.2	59.1	53.9
19/09/2024	9:46	58.6		60.0	54.8
19/09/2024	9:51	58.7		61.2	55.7
19/09/2024	9:56	56.6		59.6	53.3
19/09/2024	10:01	60.2		63.4	57.0
19/09/2024	10:06	57.2		60.4	53.8
19/09/2024	10:11	58.9	58.9	61.3	56.2
19/09/2024	10:16	60.4		63.1	57.8
19/09/2024	10:21	56.2		60.7	52.9
19/09/2024	10:26	59.2		62.8	56.5
19/09/2024	10:31	59.6		63.5	57.2
19/09/2024	10:36	55.5		59.3	51.9
19/09/2024	10:41	57.7	58.3	62.1	55.0
19/09/2024	10:46	59.7		63.0	56.5
19/09/2024	10:51	56.4		59.5	52.7
19/09/2024	10:56	59.4		63.8	56.6
19/09/2024	11:01	58.8		61.6	56.0
19/09/2024	11:06	59.2		61.5	55.9
19/09/2024	11:11	57.3	60.5	60.3	52.9
19/09/2024	11:16	62.7		66.4	59.9
19/09/2024	11:21	58.9		62.9	56.9
19/09/2024	11:26	62.8		65.1	59.4
19/09/2024	11:31	60.2		62.6	56.7
19/09/2024	11:36	55.6		59.6	53.2
19/09/2024	11:41	58.9	58.4	61.3	55.4
19/09/2024	11:46	57.7		60.8	53.5
19/09/2024	11:51	58.5		62.3	54.7
19/09/2024	11:56	58.0		60.6	54.1
19/09/2024	12:01	56.4		59.6	52.0
19/09/2024	12:06	58.2		62.0	55.4
19/09/2024	12:11	62.6	60.1	65.1	58.3
19/09/2024	12:16	58.2		61.5	55.4
19/09/2024	12:21	61.3		64.4	57.4
19/09/2024	12:26	61.0		65.9	58.5
19/09/2024	12:31	60.4		63.1	56.7
19/09/2024	12:36	60.3		63.4	57.4
19/09/2024	12:41	61.4	60.0	64.0	58.5
19/09/2024	12:46	59.4		63.3	54.9
19/09/2024	12:51	60.4		65.0	57.8
19/09/2024	12:56	57.3		60.1	53.9
19/09/2024	13:01	58.2		62.7	55.5
19/09/2024	13:06	59.0		63.3	56.9
19/09/2024	13:11	59.7	59.6	63.4	55.6
19/09/2024	13:16	59.7		63.5	55.2
19/09/2024	13:21	60.6		64.4	55.6
19/09/2024	13:26	60.0		62.7	54.7
19/09/2024	13:31	63.5		66.2	61.0
19/09/2024	13:36	58.9		62.5	54.7
19/09/2024	13:41	63.4	61.7	67.5	59.5
19/09/2024	13:46	61.5		65.9	58.3
19/09/2024	13:51	59.3		62.4	56.4
19/09/2024	13:56	61.7		65.1	57.4
19/09/2024	14:01	63.8		67.1	59.5
19/09/2024	14:06	64.2		68.8	60.7
19/09/2024	14:11	60.6	62.8	63.7	55.9
19/09/2024	14:16	62.7		65.3	58.9
19/09/2024	14:21	61.3		65.6	57.3
19/09/2024	14:26	62.9		66.4	59.4
19/09/2024	14:31	65.4		68.5	62.2
19/09/2024	14:36	62.5		64.4	58.5
19/09/2024	14:41	61.5	63.8	63.6	57.5
19/09/2024	14:46	64.7		68.8	59.7
19/09/2024	14:51	62.5		67.1	58.9
19/09/2024	14:56	64.7		69.2	61.3
19/09/2024	15:01	60.9		64.5	58.4
19/09/2024	15:06	62.9		66.3	58.3
19/09/2024	15:11	58.6	60.2	60.8	54.2
19/09/2024	15:16	57.5		61.4	52.9
19/09/2024	15:21	60.8		64.6	56.3
19/09/2024	15:26	57.8		62.1	54.4
19/09/2024	15:31	57.7		59.9	54.5
19/09/2024	15:36	61.3		64.6	57.3
19/09/2024	15:41	60.0	59.6	63.3	55.6
19/09/2024	15:46	57.5		62.0	55.6
19/09/2024	15:51	60.5		63.9	58.2
19/09/2024	15:56	59.1		63.2	55.2
19/09/2024	16:01	57.7		61.8	56.1
19/09/2024	16:06	58.8		63.1	55.3
19/09/2024	16:11	56.6	56.7	59.8	52.4
19/09/2024	16:16	55.3		60.0	53.2
19/09/2024	16:21	54.0		56.9	49.2
19/09/2024	16:26	56.2		59.5	52.1
19/09/2024	16:31	57.0		60.7	54.2
19/09/2024	16:36	55.3		58.3	51.4
19/09/2024	16:41	53.8	55.5	57.2	50.5
19/09/2024	16:46	54.2		58.9	51.3
19/09/2024	16:51	55.8		58.8	52.1
19/09/2024	16:56	56.2		59.3	51.5
19/09/2024	17:01	55.0		58.0	52.5
19/09/2024	17:06	57.0		60.1	54.1
19/09/2024	17:11	52.3	54.3	55.0	50.1
19/09/2024	17:16	53.7		56.0	51.2
19/09/2024	17:21	53.1		56.8	50.5
19/09/2024	17:26	53.1		56.1	49.2
19/09/2024	17:31	52.5		56.1	48.7
19/09/2024	17:36	51.9		55.3	49.5
19/09/2024	17:41	52.1	52.7	54.6	50.0
19/09/2024	17:46	54.6		56.8	50.6
19/09/2024	17:51	52.4		55.4	50.7
19/09/2024	17:56	51.9		55.6	49.7
19/09/2024	18:01	56.0		58.0	52.7
19/09/2024	18:06	53.7		57.2	50.8
19/09/2024	18:11	53.2	55.5	55.9	51.2
19/09/2024	18:16	57.6		60.3	53.7
19/09/2024	18:21	56.9		59.4	54.9
19/09/2024	18:26	53.0		54.9	51.1
19/09/2024	18:31	51.6		54.5	49.4
19/09/2024	18:36	51.6		53.7	49.1
19/09/2024	18:41	53.1	53.6	56.8	51.1
19/09/2024	18:46	56.2		59.7	54.0
19/09/2024	18:51	54.2		55.8	51.3
19/09/2024	18:56	52.9		56.2	49.2
		Mean	58.8		
		Maximum	63.8		
		Minimum	52.7		

Station: CM32

Date	Start Time	Leq (5mins)	Leq (30mins)	L10 (5mins)	L90 (5mins)
20/09/2024	7:01	52.2		55.4	48.4
20/09/2024	7:06	52.5		55.4	49.9
20/09/2024	7:11	55.4	54.7	59.0	52.1
20/09/2024	7:16	54.4		57.8	51.8
20/09/2024	7:21	55.2		57.9	53.1
20/09/2024	7:26	56.8		59.7	53.3
20/09/2024	7:31	58.1		60.8	54.4
20/09/2024	7:36	56.7		58.8	54.8
20/09/2024	7:41	58.7	57.4	62.2	56.2
20/09/2024	7:46	57.3		61.3	54.3
20/09/2024	7:51	57.2		60.0	54.7
20/09/2024	7:56	55.7		58.9	52.8
20/09/2024	8:01	58.2		62.0	56.1
20/09/2024	8:06	56.9		60.7	55.5
20/09/2024	8:11	56.9	58.6	59.3	52.8
20/09/2024	8:16	61.1		63.2	58.3
20/09/2024	8:21	58.1		61.2	56.2
20/09/2024	8:26	59.0		61.2	56.4
20/09/2024	8:31	61.3		63.7	57.6
20/09/2024	8:36	58.1		61.4	56.2
20/09/2024	8:41	55.6	59.4	59.1	52.4
20/09/2024	8:46	59.4		62.2	56.9
20/09/2024	8:51	59.7		62.9	55.6
20/09/2024	8:56	60.4		62.9	57.1
20/09/2024	9:01	59.3		62.9	54.6
20/09/2024	9:06	58.5		61.9	55.9
20/09/2024	9:11	60.1	59.3	63.5	56.6
20/09/2024	9:16	59.3		62.8	56.4
20/09/2024	9:21	57.4		60.1	55.4
20/09/2024	9:26	60.6		63.1	56.3
20/09/2024	9:31	55.6		59.7	53.5
20/09/2024	9:36	56.6		60.8	53.8
20/09/2024	9:41	60.6	58.2	63.9	57.3
20/09/2024	9:46	57.3		60.4	54.2
20/09/2024	9:51	58.4		62.1	55.3
20/09/2024	9:56	58.7		62.7	56.4
20/09/2024	10:01	60.7		64.4	58.5
20/09/2024	10:06	58.3		62.2	55.1
20/09/2024	10:11	59.9	58.3	63.2	56.6
20/09/2024	10:16	57.7		60.9	54.2
20/09/2024	10:21	55.2		58.3	52.2
20/09/2024	10:26	55.5		59.0	52.4
20/09/2024	10:31	54.9		58.7	51.2
20/09/2024	10:36	59.5		62.6	54.8
20/09/2024	10:41	57.0	57.7	60.9	54.3
20/09/2024	10:46	58.6		62.4	54.9
20/09/2024	10:51	55.4		58.9	52.7
20/09/2024	10:56	58.9		61.7	56.6
20/09/2024	11:01	55.8		58.5	52.1
20/09/2024	11:06	59.5		62.5	56.8
20/09/2024	11:11	60.9	59.0	63.7	58.6
20/09/2024	11:16	58.4		61.0	54.7
20/09/2024	11:21	58.1		61.8	55.5
20/09/2024	11:26	59.6		63.8	57.3
20/09/2024	11:31	57.8		60.6	55.3
20/09/2024	11:36	57.2		60.9	54.5
20/09/2024	11:41	59.7	58.1	61.9	56.2
20/09/2024	11:46	59.4		63.2	55.9
20/09/2024	11:51	55.9		58.9	52.5
20/09/2024	11:56	57.4		61.7	54.5
20/09/2024	12:01	57.3		61.0	53.3
20/09/2024	12:06	55.8		58.4	51.8
20/09/2024	12:11	62.3	59.0	66.0	58.4
20/09/2024	12:16	60.1		63.7	57.0
20/09/2024	12:21	56.7		60.6	53.0
20/09/2024	12:26	57.9		60.8	54.6
20/09/2024	12:31	62.6		66.2	59.5
20/09/2024	12:36	61.8		64.1	57.8
20/09/2024	12:41	57.2	61.0	61.8	54.2
20/09/2024	12:46	59.3		63.1	56.8
20/09/2024	12:51	60.0		64.2	56.8
20/09/2024	12:56	62.7		65.3	60.0
20/09/2024	13:01	59.5		63.6	56.4
20/09/2024	13:06	58.5		61.2	55.5
20/09/2024	13:11	62.9	61.3	66.4	59.7
20/09/2024	13:16	59.3		63.8	57.2
20/09/2024	13:21	62.1		65.2	59.1
20/09/2024	13:26	63.3		66.6	60.4
20/09/2024	13:31	61.7		65.5	58.1
20/09/2024	13:36	64.1		67.4	60.9
20/09/2024	13:41	62.7	62.7	66.8	58.2
20/09/2024	13:46	61.7		64.8	58.6
20/09/2024	13:51	60.0		63.9	56.9
20/09/2024	13:56	64.3		67.8	59.6
20/09/2024	14:01	62.0		66.7	57.9
20/09/2024	14:06	62.1		66.3	58.1
20/09/2024	14:11	60.8	61.9	64.5	57.5
20/09/2024	14:16	61.2		63.7	58.5
20/09/2024	14:21	60.4		63.9	56.5
20/09/2024	14:26	63.8		69.0	59.8
20/09/2024	14:31	60.9		66.4	58.1
20/09/2024	14:36	63.7		68.1	59.8
20/09/2024	14:41	63.3	63.2	68.9	61.2
20/09/2024	14:46	62.4		65.8	57.2
20/09/2024	14:51	62.2		67.3	58.1
20/09/2024	14:56	65.4		68.5	61.4
20/09/2024	15:01	61.2		65.1	55.6
20/09/2024	15:06	61.8		65.3	58.9
20/09/2024	15:11	58.1	60.1	60.5	54.7
20/09/2024	15:16	58.4		60.7	53.4
20/09/2024	15:21	58.8		63.0	54.5
20/09/2024	15:26	60.9		64.1	57.8
20/09/2024	15:31	61.2		64.0	57.6
20/09/2024	15:36	57.4		62.9	54.5
20/09/2024	15:41	58.0	58.7	62.9	53.9
20/09/2024	15:46	58.3		61.7	52.7
20/09/2024	15:51	58.8		62.2	55.7
20/09/2024	15:56	56.8		60.7	53.3
20/09/2024	16:01	57.4		60.4	54.2
20/09/2024	16:06	58.3		62.7	55.1
20/09/2024	16:11	56.2	56.3	59.6	54.0
20/09/2024	16:16	56.4		60.5	52.1
20/09/2024	16:21	53.7		58.1	52.0
20/09/2024	16:26	54.1		58.0	51.6
20/09/2024	16:31	55.5		60.1	52.1
20/09/2024	16:36	54.8		57.5	50.7
20/09/2024	16:41	54.5	55.5	56.6	50.2
20/09/2024	16:46	56.4		59.2	53.3
20/09/2024	16:51	54.7		58.7	52.6
20/09/2024	16:56	56.4		58.9	53.9
20/09/2024	17:01	56.4		59.8	53.0
20/09/2024	17:06	55.2		57.6	52.1
20/09/2024	17:11	53.3	54.8	56.0	50.6
20/09/2024	17:16	53.4		57.0	50.3
20/09/2024	17:21	54.1		56.3	51.2
20/09/2024	17:26	55.3		60.0	53.5
20/09/2024	17:31	54.9		59.3	52.9
20/09/2024	17:36	55.8		59.0	51.7
20/09/2024	17:41	55.4	55.5	58.5	53.2
20/09/2024	17:46	57.5		60.2	53.7
20/09/2024	17:51	54.1		56.8	51.4
20/09/2024	17:56	54.2		56.6	53.1
20/09/2024	18:01	53.6		56.6	51.6
20/09/2024	18:06	53.7		56.9	51.0
20/09/2024	18:11	52.8	53.3	56.1	51.3
20/09/2024	18:16	52.7		55.5	50.7
20/09/2024	18:21	53.3		54.4	51.2
20/09/2024	18:26	53.4		55.5	51.4
20/09/2024	18:31	53.3		55.6	52.1
20/09/2024	18:36	54.2		57.2	51.7
20/09/2024	18:41	54.0	53.7	55.5	50.7
20/09/2024	18:46	53.5		56.5	51.5
20/09/2024	18:51	53.0		55.3	50.6
20/09/2024	18:56	54.2		57.6	51.4
		Mean	58.2		
		Maximum	63.2		
		Minimum	53.3		

Date	Start Time	Leq (5mins)	Leq (30mins)	L10 (5mins)	L90 (5mins)
21/09/2024	7:01	58.3		60.5	55.7
21/09/2024	7:06	55.4		58.0	53.0
21/09/2024	7:11	54.2	56.7	57.8	51.7
21/09/2024	7:16	58.2		61.2	56.4
21/09/2024	7:21	55.8		59.3	52.2
21/09/2024	7:26	56.9		58.8	54.1
21/09/2024	7:31	54.4		57.4	52.2
21/09/2024	7:36	54.6		58.5	52.1
21/09/2024	7:41	58.7	57.0	61.7	56.8
21/09/2024	7:46	57.4		60.2	53.5
21/09/2024	7:51	55.9		59.6	54.3
21/09/2024	7:56	58.9		62.3	55.5
21/09/2024	8:01	59.4		61.8	55.8
21/09/2024	8:06	58.5		61.0	54.8
21/09/2024	8:11	58.9	59.5	61.6	55.5
21/09/2024	8:16	57.3		59.6	53.4
21/09/2024	8:21	61.2		64.1	58.0
21/09/2024	8:26	60.7		63.1	58.4
21/09/2024	8:31	59.1		62.6	56.1
21/09/2024	8:36	59.7		62.6	57.6
21/09/2024	8:41	55.9	63.0	60.4	54.0
21/09/2024	8:46	64.2		66.4	61.4
21/09/2024	8:51	64.2		67.0	60.7
21/09/2024	8:56	66.6		69.6	62.2
21/09/2024	9:01	68.0		70.5	64.8
21/09/2024	9:06	60.1		64.0	57.6
21/09/2024	9:11	60.7	62.6	65.2	57.9
21/09/2024	9:16	60.9		64.5	58.4
21/09/2024	9:21	58.5		63.2	56.4
21/09/2024	9:26	57.5		61.4	55.4
21/09/2024	9:31	58.3		60.6	55.9
21/09/2024	9:36	56.6		60.2	53.3
21/09/2024	9:41	56.7	58.0	59.7	54.3
21/09/2024	9:46	58.0		60.1	54.7
21/09/2024	9:51	57.0		59.8	53.5
21/09/2024	9:56	60.1		63.5	57.3
21/09/2024	10:01	55.1		58.1	52.0
21/09/2024	10:06	57.4		59.9	54.3
21/09/2024	10:11	54.4	56.3	58.3	51.9
21/09/2024	10:16	55.3		58.6	52.6
21/09/2024	10:21	57.7		60.2	54.1
21/09/2024	10:26	56.7		60.1	54.6
21/09/2024	10:31	58.8		60.8	55.5
21/09/2024	10:36	59.8		62.6	56.6
21/09/2024	10:41	59.9	58.9	61.8	57.5
21/09/2024	10:46	58.6		61.2	56.7
21/09/2024	10:51	59.4		62.0	57.1
21/09/2024	10:56	55.8		57.7	53.1
21/09/2024	11:01	55.6		57.9	51.7
21/09/2024	11:06	59.5		63.2	56.6
21/09/2024	11:11	57.0	59.8	59.9	53.1
21/09/2024	11:16	60.9		64.6	57.0
21/09/2024	11:21	62.3		65.9	59.3
21/09/2024	11:26	60.1		64.3	58.0
21/09/2024	11:31	56.2		60.6	53.4
21/09/2024	11:36	58.1		61.6	55.1
21/09/2024	11:41	58.0	57.5	61.1	54.7
21/09/2024	11:46	59.0		61.9	56.3
21/09/2024	11:51	56.7		59.7	53.6
21/09/2024	11:56	55.8		59.5	52.2
21/09/2024	12:01	58.3		62.6	54.6
21/09/2024	12:06	58.1		62.1	56.0
21/09/2024	12:11	57.7	59.1	61.6	54.9
21/09/2024	12:16	61.9		64.6	56.8
21/09/2024	12:21	59.4		62.6	56.0
21/09/2024	12:26	57.8		62.0	54.7
21/09/2024	12:31	56.8		61.0	52.3
21/09/2024	12:36	62.3		65.5	59.5
21/09/2024	12:41	58.6	60.0	62.9	55.5
21/09/2024	12:46	59.9		62.8	55.0
21/09/2024	12:51	61.1		64.6	56.9
21/09/2024	12:56	59.2		62.5	56.4
21/09/2024	13:01	58.7		63.3	56.7
21/09/2024	13:06	56.5		60.5	53.2
21/09/2024	13:11	62.0	60.7	65.4	57.9
21/09/2024	13:16	63.5		67.6	60.2
21/09/2024	13:21	60.4		63.7	57.3
21/09/2024	13:26	59.7		62.4	55.3
21/09/2024	13:31	62.0		65.8	58.1
21/09/2024	13:36	59.8		62.4	56.8
21/09/2024	13:41	61.1	60.5	64.9	56.4
21/09/2024	13:46	59.7		63.2	56.0
21/09/2024	13:51	59.3		62.5	54.7
21/09/2024	13:56	60.5		64.6	55.9
21/09/2024	14:01	58.4		62.3	54.1
21/09/2024	14:06	63.8		66.9	58.9
21/09/2024	14:11	61.4	62.5	65.2	57.8
21/09/2024	14:16	65.0		69.3	59.9
21/09/2024	14:21	62.3		65.1	58.4
21/09/2024	14:26	61.5		64.0	58.4
21/09/2024	14:31	63.1		67.5	58.8
21/09/2024	14:36	63.3		67.8	59.6
21/09/2024	14:41	63.2	62.8	66.0	58.5
21/09/2024	14:46	62.4		66.0	59.4
21/09/2024	14:51	63.6		67.7	60.0
21/09/2024	14:56	61.0		64.7	57.9
21/09/2024	15:01	63.9		66.1	59.6
21/09/2024	15:06	64.9		69.4	62.5
21/09/2024	15:11	64.0	64.0	66.6	59.9
21/09/2024	15:16	65.5		69.0	61.7
21/09/2024	15:21	63.2		66.9	59.5
21/09/2024	15:26	61.6		64.6	56.9
21/09/2024	15:31	64.8		67.5	61.5
21/09/2024	15:36	62.1		66.9	59.0
21/09/2024	15:41	64.2	63.4	67.3	59.9
21/09/2024	15:46	62.7		67.7	58.9
21/09/2024	15:51	61.3		64.2	56.5
21/09/2024	15:56	64.4		68.4	61.1
21/09/2024	16:01	64.2		66.5	60.7
21/09/2024	16:06	63.9		68.2	59.4
21/09/2024	16:11	58.7	61.3	60.4	54.5
21/09/2024	16:16	60.0		64.9	56.3
21/09/2024	16:21	57.2		61.5	54.0
21/09/2024	16:26	58.4		63.3	54.9
21/09/2024	16:31	58.5		61.4	54.3
21/09/2024	16:36	59.3		63.3	55.4
21/09/2024	16:41	57.9	59.6	63.2	54.9
21/09/2024	16:46	61.3		64.4	57.2
21/09/2024	16:51	60.2		64.7	57.8
21/09/2024	16:56	59.4		61.2	57.5
21/09/2024	17:01	59.2		62.5	55.6
21/09/2024	17:06	58.9		61.4	56.5
21/09/2024	17:11	55.5	57.5	59.5	51.5
21/09/2024	17:16	57.3		60.3	53.9
21/09/2024	17:21	54.7		57.0	50.9
21/09/2024	17:26	57.9		59.8	54.4
21/09/2024	17:31	56.8		60.5	53.8
21/09/2024	17:36	55.9		58.6	53.0
21/09/2024	17:41	56.6	55.4	60.3	53.8
21/09/2024	17:46	55.5		58.0	53.9
21/09/2024	17:51	53.9		57.2	50.5
21/09/2024	17:56	51.7		54.5	49.6
21/09/2024	18:01	54.6		56.4	51.0
21/09/2024	18:06	53.2		55.0	51.7
21/09/2024	18:11	52.8	52.0	54.9	50.7
21/09/2024	18:16	49.5		51.9	46.0
21/09/2024	18:21	49.3		52.1	46.4
21/09/2024	18:26	49.9		53.4	47.8
21/09/2024	18:31	50.3		53.1	47.6
21/09/2024	18:36	50.8		53.0	48.8
21/09/2024	18:41	49.0	50.1	52.5	47.7
21/09/2024	18:46	50.2		53.5	49.5
21/09/2024	18:51	49.6		51.7	47.0
21/09/2024	18:56	50.4		52.6	48.8
		Mean	59.1		
		Maximum	64.0		
		Minimum	50.1		

Station: CM32

Date	Start Time	Leq (5mins)	Leq (30mins)	L10 (5mins)	L90 (5mins)
22/09/2024	7:01	53.7		57.7	50.7
22/09/2024	7:06	52.4		56.3	48.6
22/09/2024	7:11	58.2	56.1	61.5	55.2
22/09/2024	7:16	54.7		57.8	51.8
22/09/2024	7:21	58.4		62.3	55.6
22/09/2024	7:26	56.0		57.9	52.5
22/09/2024	7:31	54.7		57.7	51.8
22/09/2024	7:36	57.6		60.2	54.3
22/09/2024	7:41	58.5	56.9	62.3	56.3
22/09/2024	7:46	55.2		59.6	53.0
22/09/2024	7:51	58.5		61.7	56.2
22/09/2024	7:56	55.0		58.3	52.0
22/09/2024	8:01	55.6		58.0	53.0
22/09/2024	8:06	56.8		58.6	53.3
22/09/2024	8:11	57.6	57.9	59.3	54.1
22/09/2024	8:16	58.5		61.6	56.3
22/09/2024	8:21	59.7		62.9	56.7
22/09/2024	8:26	58.3		60.3	55.6
22/09/2024	8:31	59.2		62.7	55.1
22/09/2024	8:36	59.7		63.1	56.0
22/09/2024	8:41	56.0	58.3	59.4	52.5
22/09/2024	8:46	57.2		60.0	54.3
22/09/2024	8:51	58.9		62.8	56.5
22/09/2024	8:56	57.4		61.3	54.6
22/09/2024	9:01	59.4		63.5	56.8
22/09/2024	9:06	60.6		62.7	57.8
22/09/2024	9:11	58.2	59.2	61.4	55.8
22/09/2024	9:16	56.8		58.8	53.6
22/09/2024	9:21	58.3		60.7	55.8
22/09/2024	9:26	60.6		63.6	56.2
22/09/2024	9:31	59.4		62.9	56.5
22/09/2024	9:36	57.3		60.8	54.3
22/09/2024	9:41	57.9	58.2	60.3	53.3
22/09/2024	9:46	56.1		59.5	53.2
22/09/2024	9:51	56.5		59.3	54.1
22/09/2024	9:56	60.3		63.7	56.8
22/09/2024	10:01	59.4		63.1	56.2
22/09/2024	10:06	58.2		60.6	55.2
22/09/2024	10:11	56.9	57.4	61.2	54.2
22/09/2024	10:16	57.4		59.9	55.2
22/09/2024	10:21	56.5		59.3	53.3
22/09/2024	10:26	54.7		57.8	52.1
22/09/2024	10:31	59.0		62.8	57.1
22/09/2024	10:36	58.8		61.7	55.3
22/09/2024	10:41	56.0	57.7	59.3	52.5
22/09/2024	10:46	59.0		62.6	54.8
22/09/2024	10:51	57.0		60.2	54.5
22/09/2024	10:56	54.9		58.9	51.9
22/09/2024	11:01	58.0		60.1	55.4
22/09/2024	11:06	57.5		60.0	54.4
22/09/2024	11:11	57.3	57.6	61.1	54.3
22/09/2024	11:16	58.5		61.3	55.1
22/09/2024	11:21	55.8		58.7	52.8
22/09/2024	11:26	58.0		60.4	55.0
22/09/2024	11:31	59.8		63.8	57.9
22/09/2024	11:36	58.3		61.6	55.6
22/09/2024	11:41	59.3	59.7	62.6	55.7
22/09/2024	11:46	56.3		58.8	53.2
22/09/2024	11:51	61.1		65.2	58.2
22/09/2024	11:56	61.5		64.7	58.7
22/09/2024	12:01	61.2		64.7	59.3
22/09/2024	12:06	57.9		59.9	53.8
22/09/2024	12:11	61.8	59.8	64.4	57.7
22/09/2024	12:16	58.6		62.0	54.0
22/09/2024	12:21	59.6		62.3	55.2
22/09/2024	12:26	57.8		61.7	54.6
22/09/2024	12:31	62.7		66.3	59.1
22/09/2024	12:36	59.2		61.9	56.6
22/09/2024	12:41	61.6	60.1	64.5	58.7
22/09/2024	12:46	59.0		63.0	55.8
22/09/2024	12:51	57.8		61.2	54.7
22/09/2024	12:56	58.1		62.0	54.9
22/09/2024	13:01	63.4		67.8	59.2
22/09/2024	13:06	62.5		67.2	58.4
22/09/2024	13:11	62.5	62.0	65.3	57.7
22/09/2024	13:16	59.4		63.6	56.0
22/09/2024	13:21	61.5		66.2	58.9
22/09/2024	13:26	61.8		64.5	59.0
22/09/2024	13:31	60.6		63.7	57.0
22/09/2024	13:36	59.4		62.5	54.9
22/09/2024	13:41	63.6	62.2	66.5	58.8
22/09/2024	13:46	62.7		65.7	57.3
22/09/2024	13:51	62.7		66.4	58.5
22/09/2024	13:56	63.0		66.7	60.4
22/09/2024	14:01	62.2		67.1	58.5
22/09/2024	14:06	62.5		66.2	56.9
22/09/2024	14:11	64.0	63.9	67.8	61.5
22/09/2024	14:16	64.8		68.5	60.1
22/09/2024	14:21	64.6		67.9	60.3
22/09/2024	14:26	64.4		68.6	60.9
22/09/2024	14:31	61.0		66.5	58.2
22/09/2024	14:36	64.1		67.6	59.9
22/09/2024	14:41	63.0	63.5	65.9	58.1
22/09/2024	14:46	63.5		68.6	59.4
22/09/2024	14:51	64.3		67.5	60.6
22/09/2024	14:56	64.4		66.8	59.6
22/09/2024	15:01	62.7		65.2	58.0
22/09/2024	15:06	58.0		61.3	53.7
22/09/2024	15:11	59.0	59.8	63.4	54.6
22/09/2024	15:16	59.3		62.4	54.2
22/09/2024	15:21	59.6		64.1	56.9
22/09/2024	15:26	58.1		61.7	54.6
22/09/2024	15:31	57.8		62.4	53.8
22/09/2024	15:36	60.4		63.7	57.9
22/09/2024	15:41	58.3	58.4	62.5	54.1
22/09/2024	15:46	58.3		60.4	53.6
22/09/2024	15:51	57.9		61.4	52.9
22/09/2024	15:56	57.2		61.6	54.5
22/09/2024	16:01	60.2		64.2	56.2
22/09/2024	16:06	54.1		58.3	50.0
22/09/2024	16:11	54.7	56.2	57.9	51.9
22/09/2024	16:16	54.0		57.7	51.2
22/09/2024	16:21	55.0		57.2	51.6
22/09/2024	16:26	55.1		58.1	51.3
22/09/2024	16:31	55.2		58.4	53.2
22/09/2024	16:36	55.6		58.5	52.7
22/09/2024	16:41	56.3	55.9	58.8	52.5
22/09/2024	16:46	56.2		58.3	51.6
22/09/2024	16:51	55.0		57.9	52.1
22/09/2024	16:56	56.7		59.9	53.6
22/09/2024	17:01	56.0		57.7	51.8
22/09/2024	17:06	54.1		57.3	50.8
22/09/2024	17:11	51.2	53.8	53.6	49.4
22/09/2024	17:16	53.7		56.6	50.7
22/09/2024	17:21	52.1		54.3	48.3
22/09/2024	17:26	53.8		56.5	50.0
22/09/2024	17:31	53.6		57.3	50.0
22/09/2024	17:36	53.8		56.6	51.2
22/09/2024	17:41	50.5	51.2	52.8	48.0
22/09/2024	17:46	47.5		49.7	44.8
22/09/2024	17:51	47.8		49.9	46.2
22/09/2024	17:56	49.9		51.3	47.5
22/09/2024	18:01	51.5		53.2	49.3
22/09/2024	18:06	47.5		50.1	46.0
22/09/2024	18:11	49.4	49.5	52.6	47.9
22/09/2024	18:16	47.9		49.3	45.7
22/09/2024	18:21	47.9		49.3	45.1
22/09/2024	18:26	51.0		52.4	48.1
22/09/2024	18:31	50.8		52.3	48.0
22/09/2024	18:36	50.1		52.5	46.6
22/09/2024	18:41	51.2	51.2	54.2	48.8
22/09/2024	18:46	51.1		54.1	48.9
22/09/2024	18:51	52.2		54.3	48.6
22/09/2024	18:56	51.3		54.1	48.8
		Mean	57.8		
		Maximum	63.9		
		Minimum	49.5		

Date	Start Time	Leq (5mins)	Leq (30mins)	L10 (5mins)	L90 (5mins)
23/09/2024	7:01	61.1		62.7	57.0
23/09/2024	7:06	61.8		64.2	59.3
23/09/2024	7:11	62.7	60.7	65.6	59.3
23/09/2024	7:16	58.2		61.1	55.5
23/09/2024	7:21	58.1		61.6	54.4
23/09/2024	7:26	60.1		63.2	57.2
23/09/2024	7:31	60.9		63.8	56.6
23/09/2024	7:36	60.6		62.6	57.7
23/09/2024	7:41	57.9	59.9	60.7	54.5
23/09/2024	7:46	60.2		62.5	58.7
23/09/2024	7:51	57.8		60.2	53.8
23/09/2024	7:56	60.9		64.3	58.3
23/09/2024	8:01	59.4		61.7	55.4
23/09/2024	8:06	60.4		62.6	57.6
23/09/2024	8:11	58.4	59.3	61.8	54.7
23/09/2024	8:16	59.5		61.9	55.7
23/09/2024	8:21	58.3		62.5	55.0
23/09/2024	8:26	59.4		63.4	55.7
23/09/2024	8:31	57.3		59.8	53.7
23/09/2024	8:36	55.3		57.6	52.2
23/09/2024	8:41	58.6	57.6	61.0	54.9
23/09/2024	8:46	57.9		60.2	54.1
23/09/2024	8:51	58.1		61.5	55.0
23/09/2024	8:56	57.9		62.0	55.8
23/09/2024	9:01	62.0		65.4	59.2
23/09/2024	9:06	60.4		64.5	57.0
23/09/2024	9:11	56.8	59.4	60.1	52.4
23/09/2024	9:16	58.5		60.9	55.7
23/09/2024	9:21	58.9		61.6	54.9
23/09/2024	9:26	57.5		59.3	54.6
23/09/2024	9:31	59.1		63.0	55.2
23/09/2024	9:36	55.9		59.1	53.0
23/09/2024	9:41	60.3	59.0	64.0	57.7
23/09/2024	9:46	59.3		63.3	57.4
23/09/2024	9:51	57.5		60.1	54.1
23/09/2024	9:56	60.4		63.2	56.7
23/09/2024	10:01	59.4		61.3	54.8
23/09/2024	10:06	60.4		65.4	56.9
23/09/2024	10:11	60.0	59.7	64.4	56.0
23/09/2024	10:16	59.0		63.2	55.9
23/09/2024	10:21	58.6		61.9	55.7
23/09/2024	10:26	60.7		64.0	57.9
23/09/2024	10:31	59.5		62.0	54.5
23/09/2024	10:36	56.5		60.1	52.8
23/09/2024	10:41	59.1	59.2	62.5	54.8
23/09/2024	10:46	57.3		60.6	54.5
23/09/2024	10:51	58.4		61.3	55.6
23/09/2024	10:56	62.1		65.7	60.0
23/09/2024	11:01	59.2		62.1	56.0
23/09/2024	11:06	63.4		67.1	61.6
23/09/2024	11:11	63.6	62.3	66.3	60.6
23/09/2024	11:16	61.2		64.0	58.1
23/09/2024	11:21	62.2		64.8	58.5
23/09/2024	11:26	62.8		66.4	59.9
23/09/2024	11:31	58.0		61.4	54.8
23/09/2024	11:36	57.9		60.6	54.9
23/09/2024	11:41	62.7	60.6	65.6	59.7
23/09/2024	11:46	61.7		64.5	58.8
23/09/2024	11:51	59.4		61.6	56.3
23/09/2024	11:56	61.4		64.3	57.8
23/09/2024	12:01	60.4		62.1	57.5
23/09/2024	12:06	63.3		65.7	59.8
23/09/2024	12:11	62.5	61.4	65.5	59.5
23/09/2024	12:16	59.2		62.1	56.7
23/09/2024	12:21	61.7		65.7	58.4
23/09/2024	12:26	59.8		61.9	56.9
23/09/2024	12:31	61.2		64.2	58.8
23/09/2024	12:36	60.1		62.9	56.3
23/09/2024	12:41	63.3	61.9	66.0	61.1
23/09/2024	12:46	61.2		63.1	57.8
23/09/2024	12:51	62.2		65.1	59.5
23/09/2024	12:56	62.9		66.0	58.8
23/09/2024	13:01	56.4		59.9	54.8
23/09/2024	13:06	56.4		59.2	52.5
23/09/2024	13:11	56.5	58.2	58.0	53.9
23/09/2024	13:16	54.8		57.4	51.7
23/09/2024	13:21	61.3		63.4	59.2
23/09/2024	13:26	59.9		63.4	55.8
23/09/2024	13:31	60.9		64.4	58.1
23/09/2024	13:36	59.2		60.9	56.2
23/09/2024	13:41	60.4	60.7	63.2	57.8
23/09/2024	13:46	61.5		65.2	59.3
23/09/2024	13:51	62.7		64.8	59.7
23/09/2024	13:56	58.2		61.7	56.6
23/09/2024	14:01	57.2		61.4	54.8
23/09/2024	14:06	60.0		63.6	57.8
23/09/2024	14:11	61.0	59.8	64.6	56.6
23/09/2024	14:16	60.9		62.4	57.0
23/09/2024	14:21	58.2		60.0	54.0
23/09/2024	14:26	60.3		63.3	58.4
23/09/2024	14:31	57.0		60.3	54.3
23/09/2024	14:36	60.8		64.0	58.1
23/09/2024	14:41	58.7	59.3	62.3	55.9
23/09/2024	14:46	59.8		62.5	57.9
23/09/2024	14:51	59.4		61.7	54.9
23/09/2024	14:56	59.2		62.6	55.7
23/09/2024	15:01	58.8		62.1	55.5
23/09/2024	15:06	59.1		62.8	55.4
23/09/2024	15:11	59.5	59.0	60.8	55.7
23/09/2024	15:16	56.7		60.0	54.0
23/09/2024	15:21	59.8		62.6	57.0
23/09/2024	15:26	59.4		62.6	56.0
23/09/2024	15:31	59.3		63.7	57.0
23/09/2024	15:36	60.8		64.2	58.0
23/09/2024	15:41	62.6	60.1	66.0	59.3
23/09/2024	15:46	60.7		64.8	56.6
23/09/2024	15:51	55.7		59.9	52.3
23/09/2024	15:56	58.5		61.2	55.6
23/09/2024	16:01	58.8		62.4	55.9
23/09/2024	16:06	56.9		59.7	54.8
23/09/2024	16:11	59.0	59.0	62.5	55.1
23/09/2024	16:16	55.7		59.1	53.3
23/09/2024	16:21	61.4		64.8	56.9
23/09/2024	16:26	59.8		63.0	57.0
23/09/2024	16:31	56.9		60.3	53.4
23/09/2024	16:36	60.3		63.6	57.0
23/09/2024	16:41	58.5	59.5	62.0	55.2
23/09/2024	16:46	60.4		65.1	56.9
23/09/2024	16:51	60.2		63.4	56.4
23/09/2024	16:56	59.7		63.2	56.3
23/09/2024	17:01	58.7		61.4	55.8
23/09/2024	17:06	60.3		64.3	57.3
23/09/2024	17:11	58.8	58.6	61.8	55.4
23/09/2024	17:16	56.9		59.5	53.4
23/09/2024	17:21	59.0		61.8	55.6
23/09/2024	17:26	57.0		60.3	54.5
23/09/2024	17:31	59.1		62.1	56.1
23/09/2024	17:36	61.5		65.2	59.5
23/09/2024	17:41	59.0	62.0	62.5	56.0
23/09/2024	17:46	64.1		66.6	60.5
23/09/2024	17:51	63.7		66.4	60.1
23/09/2024	17:56	61.7		64.6	58.7
23/09/2024	18:01	59.5		62.8	57.5
23/09/2024	18:06	60.9		64.1	57.2
23/09/2024	18:11	63.7	62.0	66.6	59.5
23/09/2024	18:16	64.3		66.2	59.5
23/09/2024	18:21	61.6		65.2	58.5
23/09/2024	18:26	59.9		62.5	56.6
23/09/2024	18:31	60.2		64.5	56.2
23/09/2024	18:36	59.2		62.2	56.5
23/09/2024	18:41	64.0	62.1	67.1	59.5
23/09/2024	18:46	62.1		65.0	58.8
23/09/2024	18:51	62.3		66.0	58.8
23/09/2024	18:56	62.9		67.1	59.7
		Mean	60.1		
		Maximum	62.3		
		Minimum	57.6		

Station: CM32

Date	Start Time	Leq (5mins)	Leq (30mins)	L10 (5mins)	L90 (5mins)
24/09/2024	7:01	47.7		49.4	45.9
24/09/2024	7:06	48.0		49.4	42.4
24/09/2024	7:11	48.9	48.8	50.7	43.7
24/09/2024	7:16	49.9		51.5	44.2
24/09/2024	7:21	49.4		51.9	45.0
24/09/2024	7:26	48.7		51.3	44.1
24/09/2024	7:31	49.7		51.9	44.9
24/09/2024	7:36	49.1		51.4	44.3
24/09/2024	7:41	49.8	49.4	51.9	46.1
24/09/2024	7:46	49.7		51.8	45.7
24/09/2024	7:51	49.0		52.2	44.1
24/09/2024	7:56	49.1		51.1	43.4
24/09/2024	8:01	49.7		51.0	44.8
24/09/2024	8:06	49.8		52.3	44.1
24/09/2024	8:11	50.4	50.1	52.1	44.9
24/09/2024	8:16	50.4		51.7	45.2
24/09/2024	8:21	49.9		53.1	45.2
24/09/2024	8:26	50.0		51.7	43.9
24/09/2024	8:31	50.2		52.1	44.1
24/09/2024	8:36	49.5		51.2	43.7
24/09/2024	8:41	47.6	48.9	49.5	42.1
24/09/2024	8:46	49.2		51.0	43.9
24/09/2024	8:51	49.3		53.1	44.5
24/09/2024	8:56	46.5		49.9	40.3
24/09/2024	9:01	50.1		52.2	44.5
24/09/2024	9:06	46.6		49.3	40.9
24/09/2024	9:11	47.2	48.0	49.3	41.9
24/09/2024	9:16	47.5		49.5	40.4
24/09/2024	9:21	47.4		49.9	42.1
24/09/2024	9:26	48.5		51.6	42.2
24/09/2024	9:31	48.9		50.6	42.7
24/09/2024	9:36	50.4		53.1	44.4
24/09/2024	9:41	53.7	51.4	57.1	47.9
24/09/2024	9:46	51.5		54.5	46.0
24/09/2024	9:51	51.0		53.1	45.0
24/09/2024	9:56	51.7		54.3	45.1
24/09/2024	10:01	50.1		52.1	45.5
24/09/2024	10:06	50.1		52.8	44.8
24/09/2024	10:11	52.2	51.2	54.7	46.2
24/09/2024	10:16	52.5		55.1	46.5
24/09/2024	10:21	50.2		53.8	45.8
24/09/2024	10:26	51.1		55.0	46.3
24/09/2024	10:31	50.2		53.2	44.1
24/09/2024	10:36	51.5		54.9	45.9
24/09/2024	10:41	53.7	53.2	55.7	46.7
24/09/2024	10:46	54.8		57.6	48.8
24/09/2024	10:51	54.9		58.4	50.1
24/09/2024	10:56	52.4		55.1	46.3
24/09/2024	11:01	54.2		56.8	48.4
24/09/2024	11:06	52.7		55.6	47.1
24/09/2024	11:11	54.2	54.8	57.7	48.4
24/09/2024	11:16	56.1		58.8	49.3
24/09/2024	11:21	55.8		58.8	49.9
24/09/2024	11:26	55.0		58.2	49.0
24/09/2024	11:31	56.0		59.6	50.1
24/09/2024	11:36	53.5		56.6	48.3
24/09/2024	11:41	54.9	55.7	59.1	50.3
24/09/2024	11:46	55.8		58.5	49.9
24/09/2024	11:51	57.9		60.2	51.9
24/09/2024	11:56	55.1		58.8	48.8
24/09/2024	12:01	58.7		60.7	52.6
24/09/2024	12:06	55.9		58.7	49.9
24/09/2024	12:11	57.1	56.9	59.9	51.3
24/09/2024	12:16	58.0		60.7	52.1
24/09/2024	12:21	55.4		58.6	48.6
24/09/2024	12:26	55.2		58.1	49.4
24/09/2024	12:31	58.4		62.4	51.9
24/09/2024	12:36	55.3		58.4	48.9
24/09/2024	12:41	60.6	58.5	63.9	53.7
24/09/2024	12:46	58.0		60.9	52.1
24/09/2024	12:51	58.1		61.4	51.5
24/09/2024	12:56	59.2		63.0	53.1
24/09/2024	13:01	57.7		60.5	51.3
24/09/2024	13:06	58.1		61.4	52.0
24/09/2024	13:11	57.5	59.2	60.5	51.4
24/09/2024	13:16	60.7		64.3	54.1
24/09/2024	13:21	60.6		63.0	54.8
24/09/2024	13:26	59.5		60.8	53.1
24/09/2024	13:31	56.8		60.4	52.0
24/09/2024	13:36	58.3		60.6	51.8
24/09/2024	13:41	59.3	58.2	61.3	53.0
24/09/2024	13:46	60.7		63.9	54.4
24/09/2024	13:51	56.3		60.0	51.2
24/09/2024	13:56	55.5		58.8	50.9
24/09/2024	14:01	59.6		62.3	53.7
24/09/2024	14:06	60.5		64.2	53.3
24/09/2024	14:11	58.8	59.6	61.2	52.4
24/09/2024	14:16	59.5		63.2	52.7
24/09/2024	14:21	56.9		60.0	51.4
24/09/2024	14:26	61.0		64.7	55.5
24/09/2024	14:31	56.7		59.5	49.5
24/09/2024	14:36	57.7		60.5	52.5
24/09/2024	14:41	54.9	56.5	57.0	48.9
24/09/2024	14:46	57.2		61.0	51.2
24/09/2024	14:51	55.4		58.3	48.9
24/09/2024	14:56	56.3		59.8	49.7
24/09/2024	15:01	59.5		62.8	53.8
24/09/2024	15:06	55.5		59.1	50.1
24/09/2024	15:11	59.2	58.2	62.6	53.0
24/09/2024	15:16	59.1		61.1	53.0
24/09/2024	15:21	55.7		58.4	49.9
24/09/2024	15:26	58.3		61.8	51.8
24/09/2024	15:31	54.6		57.2	48.7
24/09/2024	15:36	57.5		62.1	52.6
24/09/2024	15:41	58.3	59.2	62.0	51.5
24/09/2024	15:46	59.6		63.1	53.2
24/09/2024	15:51	58.4		61.3	52.1
24/09/2024	15:56	62.6		65.5	54.8
24/09/2024	16:01	59.8		62.9	52.6
24/09/2024	16:06	61.3		63.7	55.4
24/09/2024	16:11	62.6	59.9	65.0	56.1
24/09/2024	16:16	56.0		59.6	50.4
24/09/2024	16:21	59.1		62.5	54.3
24/09/2024	16:26	56.8		60.7	49.6
24/09/2024	16:31	56.9		59.4	51.3
24/09/2024	16:36	59.3		61.4	52.3
24/09/2024	16:41	62.1	60.1	66.8	56.6
24/09/2024	16:46	56.8		60.0	51.3
24/09/2024	16:51	63.0		65.6	56.8
24/09/2024	16:56	58.1		62.4	51.3
24/09/2024	17:01	59.2		62.2	53.6
24/09/2024	17:06	61.0		65.2	55.1
24/09/2024	17:11	61.8	61.4	64.8	56.1
24/09/2024	17:16	62.3		65.3	55.5
24/09/2024	17:21	62.9		66.1	56.5
24/09/2024	17:26	60.0		63.8	53.6
24/09/2024	17:31	57.3		60.4	50.4
24/09/2024	17:36	61.2		65.3	56.3
24/09/2024	17:41	61.3	61.6	65.5	55.1
24/09/2024	17:46	60.3		64.3	54.0
24/09/2024	17:51	62.9		66.8	56.7
24/09/2024	17:56	64.0		66.0	57.6
24/09/2024	18:01	61.7		65.3	56.1
24/09/2024	18:06	63.4		67.1	57.5
24/09/2024	18:11	61.5	61.7	64.1	54.8
24/09/2024	18:16	61.8		65.1	54.6
24/09/2024	18:21	61.8		66.2	55.6
24/09/2024	18:26	59.0		62.6	52.6
24/09/2024	18:31	63.5		66.7	57.9
24/09/2024	18:36	62.5		66.2	55.6
24/09/2024	18:41	63.5	63.4	67.5	57.9
24/09/2024	18:46	64.6		67.6	57.0
24/09/2024	18:51	60.4		64.1	53.0
24/09/2024	18:56	64.5		67.7	56.8
		Mean	56.1		
		Maximum	63.4		
		Minimum	48.0		

Date	Start Time	Leq (5mins)	Leq (30mins)	L10 (5mins)	L90 (5mins)
25/09/2024	7:01	47.3		49.7	45.0
25/09/2024	7:06	47.5		49.5	45.3
25/09/2024	7:11	47.8	48.1	49.8	46.2
25/09/2024	7:16	48.8		50.3	46.0
25/09/2024	7:21	48.7		50.2	46.9
25/09/2024	7:26	48.5		49.9	46.3
25/09/2024	7:31	49.4		51.0	47.6
25/09/2024	7:36	49.6		51.3	46.9
25/09/2024	7:41	50.5	50.1	52.8	48.2
25/09/2024	7:46	50.9		52.2	47.8
25/09/2024	7:51	50.0		53.4	47.8
25/09/2024	7:56	49.8		52.0	48.0
25/09/2024	8:01	50.2		52.6	47.6
25/09/2024	8:06	50.5		53.4	48.1
25/09/2024	8:11	50.9	50.1	53.4	49.0
25/09/2024	8:16	49.4		52.1	47.3
25/09/2024	8:21	48.7		51.5	47.2
25/09/2024	8:26	50.4		52.2	48.3
25/09/2024	8:31	50.6		52.5	48.2
25/09/2024	8:36	47.9		51.0	45.4
25/09/2024	8:41	49.4	49.1	51.0	46.7
25/09/2024	8:46	49.3		51.3	46.3
25/09/2024	8:51	47.4		49.3	44.3
25/09/2024	8:56	49.2		50.8	45.9
25/09/2024	9:01	52.8		55.1	50.0
25/09/2024	9:06	52.9		55.5	50.1
25/09/2024	9:11	51.5	51.6	55.2	50.1
25/09/2024	9:16	50.9		53.3	48.0
25/09/2024	9:21	51.6		54.1	49.7
25/09/2024	9:26	49.1		51.9	46.3
25/09/2024	9:31	51.9		54.4	48.0
25/09/2024	9:36	53.3		55.9	50.0
25/09/2024	9:41	55.3	55.8	58.9	52.2
25/09/2024	9:46	53.9		56.3	51.8
25/09/2024	9:51	57.0		58.9	54.7
25/09/2024	9:56	59.2		61.7	56.0
25/09/2024	10:01	57.8		59.9	55.7
25/09/2024	10:06	60.3		62.0	56.9
25/09/2024	10:11	57.7	58.6	59.7	54.7
25/09/2024	10:16	56.5		59.5	54.4
25/09/2024	10:21	57.9		60.4	56.0
25/09/2024	10:26	60.1		62.2	58.0
25/09/2024	10:31	60.4		63.3	57.4
25/09/2024	10:36	57.7		60.4	55.1
25/09/2024	10:41	59.7	59.8	62.8	58.5
25/09/2024	10:46	58.2		62.2	55.9
25/09/2024	10:51	59.7		63.2	56.3
25/09/2024	10:56	61.9		64.5	58.6
25/09/2024	11:01	63.2		66.0	60.9
25/09/2024	11:06	59.2		62.2	55.9
25/09/2024	11:11	63.5	61.2	66.2	60.1
25/09/2024	11:16	59.4		62.0	56.6
25/09/2024	11:21	59.2		62.7	55.9
25/09/2024	11:26	59.9		63.0	56.8
25/09/2024	11:31	60.5		63.9	57.7
25/09/2024	11:36	62.0		65.6	59.0
25/09/2024	11:41	59.7	59.9	62.1	56.7
25/09/2024	11:46	62.1		66.1	59.2
25/09/2024	11:51	52.8		57.0	50.1
25/09/2024	11:56	55.6		58.1	52.1
25/09/2024	12:01	56.2		59.7	53.9
25/09/2024	12:06	57.4		61.0	54.4
25/09/2024	12:11	54.2	55.9	57.7	51.1
25/09/2024	12:16	55.4		58.2	53.5
25/09/2024	12:21	54.6		57.8	52.5
25/09/2024	12:26	56.5		60.3	52.7
25/09/2024	12:31	58.6		60.3	54.5
25/09/2024	12:36	57.2		60.8	54.5
25/09/2024	12:41	57.2	57.5	60.8	54.6
25/09/2024	12:46	58.6		61.1	55.0
25/09/2024	12:51	55.5		57.9	52.7
25/09/2024	12:56	57.1		61.3	55.0
25/09/2024	13:01	58.0		59.8	54.3
25/09/2024	13:06	59.5		62.7	56.1
25/09/2024	13:11	56.3	57.1	60.4	54.4
25/09/2024	13:16	55.7		58.3	52.8
25/09/2024	13:21	55.8		57.7	52.5
25/09/2024	13:26	56.1		58.6	53.6
25/09/2024	13:31	56.2		59.0	52.7
25/09/2024	13:36	55.1		57.8	52.1
25/09/2024	13:41	56.4	57.3	60.0	53.5
25/09/2024	13:46	58.3		61.9	55.3
25/09/2024	13:51	58.9		61.5	55.4
25/09/2024	13:56	57.9		60.4	54.8
25/09/2024	14:01	57.5		59.7	54.8
25/09/2024	14:06	59.7		62.3	56.6
25/09/2024	14:11	56.4	58.1	60.1	53.3
25/09/2024	14:16	56.9		59.7	54.3
25/09/2024	14:21	59.5		62.8	57.3
25/09/2024	14:26	57.3		60.0	53.4
25/09/2024	14:31	56.3		58.8	52.8
25/09/2024	14:36	64.4		66.3	60.3
25/09/2024	14:41	62.5	63.6	65.9	59.0
25/09/2024	14:46	63.3		67.6	61.4
25/09/2024	14:51	66.0		69.2	62.8
25/09/2024	14:56	64.2		66.5	60.7
25/09/2024	15:01	57.6		60.7	54.8
25/09/2024	15:06	67.6		71.8	63.9
25/09/2024	15:11	66.9	64.3	69.6	63.1
25/09/2024	15:16	64.5		68.4	61.0
25/09/2024	15:21	61.6		64.3	58.3
25/09/2024	15:26	57.7		61.1	54.6
25/09/2024	15:31	58.7		62.2	56.3
25/09/2024	15:36	57.1		60.6	54.7
25/09/2024	15:41	56.6	58.6	59.8	53.4
25/09/2024	15:46	58.7		62.9	56.3
25/09/2024	15:51	60.5		63.1	57.7
25/09/2024	15:56	59.0		62.7	57.1
25/09/2024	16:01	58.8		62.0	55.8
25/09/2024	16:06	55.0		58.7	52.3
25/09/2024	16:11	59.3	57.3	63.8	55.0
25/09/2024	16:16	56.7		59.2	53.3
25/09/2024	16:21	56.3		59.0	53.3
25/09/2024	16:26	55.8		59.5	53.2
25/09/2024	16:31	55.8		59.5	52.1
25/09/2024	16:36	59.7		62.5	56.4
25/09/2024	16:41	59.6	58.1	62.8	57.4
25/09/2024	16:46	56.9		60.6	53.7
25/09/2024	16:51	57.3		59.8	53.8
25/09/2024	16:56	57.9		60.2	53.8
25/09/2024	17:01	62.4		64.9	59.5
25/09/2024	17:06	60.3		62.8	57.3
25/09/2024	17:11	56.6	59.8	59.3	53.1
25/09/2024	17:16	60.4		63.8	58.3
25/09/2024	17:21	58.0		60.4	55.6
25/09/2024	17:26	58.5		61.3	55.0
25/09/2024	17:31	61.0		63.7	58.1
25/09/2024	17:36	59.3		62.4	55.3
25/09/2024	17:41	58.8	59.9	62.6	56.4
25/09/2024	17:46	57.9		60.7	54.9
25/09/2024	17:51	61.7		64.0	58.1
25/09/2024	17:56	59.4		61.7	56.1
25/09/2024	18:01	58.5		61.7	55.9
25/09/2024	18:06	61.7		65.0	58.3
25/09/2024	18:11	62.3	60.7	65.2	58.5
25/09/2024	18:16	62.2		66.0	58.2
25/09/2024	18:21	59.2		62.6	55.5
25/09/2024	18:26	58.3		62.3	55.2
25/09/2024	18:31	58.3		61.4	55.8
25/09/2024	18:36	59.7		63.0	56.0
25/09/2024	18:41	60.5	60.6	65.0	57.6
25/09/2024	18:46	57.6		60.3	52.5
25/09/2024	18:51	62.9		65.5	58.0
25/09/2024	18:56	62.1		66.4	58.3
		Mean	57.2		
		Maximum	64.3		
		Minimum	48.1		

Station: CM32

Date	Start Time	Leq (5mins)	Leq (30mins)	L10 (5mins)	L90 (5mins)
26/09/2024	7:01	47.6		49.1	46.2
26/09/2024	7:06	48.0		49.6	46.6
26/09/2024	7:11	48.0	48.1	50.0	46.3
26/09/2024	7:16	48.5		50.6	46.3
26/09/2024	7:21	48.3		49.5	45.7
26/09/2024	7:26	48.2		49.2	46.8
26/09/2024	7:31	49.1		50.5	47.9
26/09/2024	7:36	49.2		49.9	47.0
26/09/2024	7:41	49.2	49.0	51.2	47.1
26/09/2024	7:46	48.7		51.0	47.9
26/09/2024	7:51	49.4		51.4	47.5
26/09/2024	7:56	48.5		50.6	47.9
26/09/2024	8:01	48.8		51.2	47.9
26/09/2024	8:06	49.2		51.1	47.5
26/09/2024	8:11	48.9	49.2	51.6	47.2
26/09/2024	8:16	49.3		50.9	46.8
26/09/2024	8:21	49.7		51.5	47.3
26/09/2024	8:26	49.3		51.1	46.6
26/09/2024	8:31	50.2		52.1	48.0
26/09/2024	8:36	48.8		50.7	47.7
26/09/2024	8:41	49.4	49.1	51.7	47.8
26/09/2024	8:46	48.2		51.0	46.9
26/09/2024	8:51	48.9		50.9	47.3
26/09/2024	8:56	48.6		51.1	47.0
26/09/2024	9:01	49.2		51.6	47.1
26/09/2024	9:06	48.5		51.4	47.1
26/09/2024	9:11	49.4	49.3	51.3	46.9
26/09/2024	9:16	49.5		51.4	46.6
26/09/2024	9:21	49.9		52.0	47.4
26/09/2024	9:26	49.4		51.5	46.8
26/09/2024	9:31	48.5		52.0	47.3
26/09/2024	9:36	49.8		51.7	47.5
26/09/2024	9:41	49.3	49.5	52.5	47.7
26/09/2024	9:46	50.0		52.4	47.6
26/09/2024	9:51	49.8		51.8	46.6
26/09/2024	9:56	49.6		51.7	47.3
26/09/2024	10:01	49.2		52.7	47.6
26/09/2024	10:06	49.6		52.1	47.9
26/09/2024	10:11	49.0	49.9	52.5	45.4
26/09/2024	10:16	49.2		51.8	46.4
26/09/2024	10:21	50.9		54.1	48.9
26/09/2024	10:26	51.2		54.8	47.4
26/09/2024	10:31	51.6		53.0	48.2
26/09/2024	10:36	51.3		53.4	47.9
26/09/2024	10:41	51.6	52.0	53.9	47.7
26/09/2024	10:46	52.4		54.3	50.3
26/09/2024	10:51	52.1		55.4	49.6
26/09/2024	10:56	52.7		55.5	50.8
26/09/2024	11:01	52.7		55.1	48.5
26/09/2024	11:06	52.1		54.9	49.9
26/09/2024	11:11	53.4	52.8	55.0	51.0
26/09/2024	11:16	52.5		55.3	49.4
26/09/2024	11:21	53.0		55.6	50.2
26/09/2024	11:26	53.3		55.6	49.8
26/09/2024	11:31	52.8		56.3	50.1
26/09/2024	11:36	51.9		55.3	49.7
26/09/2024	11:41	52.2	52.9	54.8	49.7
26/09/2024	11:46	53.1		55.6	50.7
26/09/2024	11:51	53.5		55.7	50.8
26/09/2024	11:56	53.6		56.9	51.2
26/09/2024	12:01	54.8		58.2	52.4
26/09/2024	12:06	56.0		59.2	53.3
26/09/2024	12:11	57.8	55.7	59.9	54.8
26/09/2024	12:16	54.6		57.9	51.4
26/09/2024	12:21	54.2		57.0	51.6
26/09/2024	12:26	55.9		59.0	53.6
26/09/2024	12:31	55.4		58.1	52.1
26/09/2024	12:36	61.9		64.6	59.0
26/09/2024	12:41	60.3	59.7	63.9	57.9
26/09/2024	12:46	59.6		62.6	56.0
26/09/2024	12:51	58.3		62.6	55.7
26/09/2024	12:56	60.3		63.3	57.2
26/09/2024	13:01	60.6		63.0	58.1
26/09/2024	13:06	59.2		62.5	56.0
26/09/2024	13:11	59.2	61.0	62.2	57.7
26/09/2024	13:16	58.9		62.9	55.0
26/09/2024	13:21	63.1		66.7	60.0
26/09/2024	13:26	62.8		65.3	60.2
26/09/2024	13:31	62.4		66.4	60.6
26/09/2024	13:36	63.7		67.5	60.1
26/09/2024	13:41	62.8	62.5	66.5	59.3
26/09/2024	13:46	65.2		68.7	61.9
26/09/2024	13:51	56.6		58.7	53.5
26/09/2024	13:56	59.1		61.3	56.4
26/09/2024	14:01	57.9		60.3	55.9
26/09/2024	14:06	56.3		59.6	54.1
26/09/2024	14:11	56.3	58.6	58.9	53.0
26/09/2024	14:16	59.0		61.7	57.1
26/09/2024	14:21	59.9		62.9	57.1
26/09/2024	14:26	60.6		63.5	58.2
26/09/2024	14:31	62.5		65.1	60.4
26/09/2024	14:36	67.7		70.5	65.4
26/09/2024	14:41	69.1	68.8	72.9	66.9
26/09/2024	14:46	71.1		74.7	68.3
26/09/2024	14:51	68.3		71.8	66.0
26/09/2024	14:56	70.0		72.8	67.0
26/09/2024	15:01	69.6		73.7	66.1
26/09/2024	15:06	65.2		67.1	61.5
26/09/2024	15:11	59.6	64.7	62.5	56.7
26/09/2024	15:16	57.4		60.1	54.3
26/09/2024	15:21	61.5		65.2	59.3
26/09/2024	15:26	64.0		67.1	60.9
26/09/2024	15:31	64.7		67.6	62.4
26/09/2024	15:36	64.9		69.0	60.7
26/09/2024	15:41	63.2	63.7	65.8	58.4
26/09/2024	15:46	62.2		64.0	59.2
26/09/2024	15:51	62.6		66.6	60.2
26/09/2024	15:56	63.7		67.0	59.7
26/09/2024	16:01	63.1		66.2	59.7
26/09/2024	16:06	61.2		64.6	58.0
26/09/2024	16:11	61.0	62.1	64.9	56.9
26/09/2024	16:16	61.4		64.2	57.3
26/09/2024	16:21	61.8		64.9	59.5
26/09/2024	16:26	63.3		66.4	60.1
26/09/2024	16:31	60.9		63.3	57.9
26/09/2024	16:36	62.2		66.8	58.4
26/09/2024	16:41	60.0	61.2	62.7	57.0
26/09/2024	16:46	61.2		64.1	57.4
26/09/2024	16:51	62.7		65.6	59.6
26/09/2024	16:56	58.9		63.2	55.8
26/09/2024	17:01	63.5		67.0	59.9
26/09/2024	17:06	63.5		67.3	59.7
26/09/2024	17:11	63.6	63.9	66.6	59.1
26/09/2024	17:16	64.2		67.3	60.0
26/09/2024	17:21	65.8		69.4	63.3
26/09/2024	17:26	62.0		64.7	58.4
26/09/2024	17:31	60.3		62.9	57.6
26/09/2024	17:36	62.7		66.1	60.0
26/09/2024	17:41	65.0	63.3	68.6	62.8
26/09/2024	17:46	64.6		67.2	60.9
26/09/2024	17:51	64.4		67.9	61.7
26/09/2024	17:56	60.8		64.3	59.2
26/09/2024	18:01	60.7		63.4	58.2
26/09/2024	18:06	60.5		64.3	58.0
26/09/2024	18:11	63.7	62.7	67.3	59.5
26/09/2024	18:16	64.3		67.1	60.6
26/09/2024	18:21	61.6		64.1	58.8
26/09/2024	18:26	63.7		67.4	59.7
26/09/2024	18:31	64.5		67.8	61.1
26/09/2024	18:36	65.1		67.8	62.4
26/09/2024	18:41	61.3	64.7	63.2	56.4
26/09/2024	18:46	62.2		66.4	58.0
26/09/2024	18:51	66.0		70.0	63.5
26/09/2024	18:56	66.7		69.7	62.2
		Mean	57.3		
		Maximum	68.8		
		Minimum	48.1		

Date	Start Time	Leq (5mins)	Leq (30mins)	L10 (5mins)	L90 (5mins)
27/09/2024	7:01	49.0		50.5	47.4
27/09/2024	7:06	49.6		51.1	48.3
27/09/2024	7:11	47.6	48.8	49.3	45.9
27/09/2024	7:16	48.1		49.7	46.5
27/09/2024	7:21	48.9		50.5	46.8
27/09/2024	7:26	49.4		51.7	48.6
27/09/2024	7:31	48.8		50.2	47.0
27/09/2024	7:36	48.8		49.6	46.7
27/09/2024	7:41	48.0	48.5	50.1	46.0
27/09/2024	7:46	47.8		50.3	46.7
27/09/2024	7:51	47.9		49.8	46.5
27/09/2024	7:56	49.3		51.6	48.4
27/09/2024	8:01	51.7		54.0	50.1
27/09/2024	8:06	52.1		54.5	50.4
27/09/2024	8:11	49.8	50.8	52.2	47.8
27/09/2024	8:16	49.8		51.6	48.4
27/09/2024	8:21	51.6		54.3	50.1
27/09/2024	8:26	49.0		51.0	47.1
27/09/2024	8:31	50.3		51.5	48.8
27/09/2024	8:36	52.0		53.7	49.7
27/09/2024	8:41	49.2	51.6	51.8	48.0
27/09/2024	8:46	50.0		52.1	47.2
27/09/2024	8:51	53.4		55.5	50.7
27/09/2024	8:56	53.0		54.1	50.6
27/09/2024	9:01	55.1		57.1	52.4
27/09/2024	9:06	54.0		55.8	52.0
27/09/2024	9:11	52.6	53.8	55.9	50.9
27/09/2024	9:16	54.1		56.7	52.1
27/09/2024	9:21	52.2		54.6	49.3
27/09/2024	9:26	54.0		56.2	52.3
27/09/2024	9:31	51.8		53.9	49.9
27/09/2024	9:36	52.3		54.7	50.4
27/09/2024	9:41	52.8	53.4	54.3	50.3
27/09/2024	9:46	51.2		53.2	48.9
27/09/2024	9:51	56.1		58.4	53.7
27/09/2024	9:56	54.4		56.7	51.2
27/09/2024	10:01	57.2		59.4	54.5
27/09/2024	10:06	56.1		58.9	53.0
27/09/2024	10:11	56.5	55.8	59.5	53.3
27/09/2024	10:16	55.6		58.2	53.2
27/09/2024	10:21	55.0		58.1	53.7
27/09/2024	10:26	53.8		57.0	51.7
27/09/2024	10:31	56.6		58.5	53.2
27/09/2024	10:36	55.5		59.4	53.1
27/09/2024	10:41	57.3	56.6	59.8	54.2
27/09/2024	10:46	56.6		60.1	53.3
27/09/2024	10:51	57.1		59.3	54.6
27/09/2024	10:56	56.5		59.5	53.2
27/09/2024	11:01	55.6		58.2	52.4
27/09/2024	11:06	57.2		60.2	55.1
27/09/2024	11:11	54.4	55.7	57.4	50.6
27/09/2024	11:16	54.9		57.8	52.2
27/09/2024	11:21	55.7		58.5	53.2
27/09/2024	11:26	56.0		58.3	52.6
27/09/2024	11:31	60.0		63.4	57.7
27/09/2024	11:36	55.9		58.4	53.4
27/09/2024	11:41	58.4	58.3	61.3	56.4
27/09/2024	11:46	58.2		60.4	54.8
27/09/2024	11:51	58.6		62.5	56.4
27/09/2024	11:56	57.5		61.1	55.1
27/09/2024	12:01	57.2		60.4	54.8
27/09/2024	12:06	55.8		58.7	52.3
27/09/2024	12:11	55.6	57.4	59.0	53.2
27/09/2024	12:16	57.4		60.6	54.2
27/09/2024	12:21	58.9		61.4	55.7
27/09/2024	12:26	58.5		61.8	55.8
27/09/2024	12:31	62.2		66.8	55.8
27/09/2024	12:36	63.0		66.6	56.2
27/09/2024	12:41	61.7	60.9	65.9	57.0
27/09/2024	12:46	58.6		61.8	54.6
27/09/2024	12:51	59.5		64.1	55.0
27/09/2024	12:56	58.0		62.2	57.7
27/09/2024	13:01	58.5		62.8	56.7
27/09/2024	13:06	60.9		64.7	56.9
27/09/2024	13:11	59.4	59.5	63.6	56.8
27/09/2024	13:16	58.4		62.4	56.5
27/09/2024	13:21	60.5		63.3	56.6
27/09/2024	13:26	58.8		61.9	57.5
27/09/2024	13:31	62.3		66.3	55.4
27/09/2024	13:36	61.9		63.3	58.4
27/09/2024	13:41	61.2	61.6	63.1	58.0
27/09/2024	13:46	61.2		63.6	58.7
27/09/2024	13:51	61.7		64.4	58.5
27/09/2024	13:56	61.0		63.8	58.4
27/09/2024	14:01	61.7		65.5	58.8
27/09/2024	14:06	63.4		66.7	61.3
27/09/2024	14:11	63.6	63.6	67.5	60.5
27/09/2024	14:16	63.2		65.4	60.4
27/09/2024	14:21	63.0		64.8	60.6
27/09/2024	14:26	65.8		68.6	62.2
27/09/2024	14:31	62.0		65.9	58.7
27/09/2024	14:36	63.1		65.4	60.2
27/09/2024	14:41	65.2	65.1	68.3	62.3
27/09/2024	14:46	62.3		65.6	59.2
27/09/2024	14:51	61.5		63.5	57.8
27/09/2024	14:56	69.7		71.9	65.5
27/09/2024	15:01	68.6		71.4	64.2
27/09/2024	15:06	69.0		73.1	66.7
27/09/2024	15:11	70.5	70.0	74.2	67.6
27/09/2024	15:16	68.8		72.2	66.4
27/09/2024	15:21	63.4		66.8	60.3
27/09/2024	15:26	73.7		76.6	69.8
27/09/2024	15:31	71.6		74.8	68.2
27/09/2024	15:36	69.2		73.1	65.5
27/09/2024	15:41	66.6	67.6	69.6	64.3
27/09/2024	15:46	63.2		66.2	60.2
27/09/2024	15:51	64.6		67.2	61.6
27/09/2024	15:56	62.9		66.3	59.9
27/09/2024	16:01	62.0		64.5	58.1
27/09/2024	16:06	65.1		67.9	62.4
27/09/2024	16:11	65.6	64.1	68.3	63.0
27/09/2024	16:16	64.9		68.3	62.2
27/09/2024	16:21	64.5		67.6	61.8
27/09/2024	16:26	60.2		63.5	57.0
27/09/2024	16:31	64.7		68.8	60.4
27/09/2024	16:36	61.8		64.0	57.9
27/09/2024	16:41	62.1	63.1	65.1	58.2
27/09/2024	16:46	62.1		63.9	58.9
27/09/2024	16:51	61.7		65.4	58.1
27/09/2024	16:56	64.8		67.9	62.0
27/09/2024	17:01	65.4		68.9	63.4
27/09/2024	17:06	62.0		65.4	58.6
27/09/2024	17:11	61.8	64.9	65.0	58.6
27/09/2024	17:16	63.7		66.2	58.9
27/09/2024	17:21	67.9		70.6	65.4
27/09/2024	17:26	65.5		67.9	63.3
27/09/2024	17:31	61.5		65.1	57.6
27/09/2024	17:36	66.3		69.7	63.6
27/09/2024	17:41	64.2	64.7	66.4	60.9
27/09/2024	17:46	64.1		66.7	60.6
27/09/2024	17:51	66.4		69.6	63.5
27/09/2024	17:56	64.0		68.3	61.7
27/09/2024	18:01	65.2		68.2	61.8
27/09/2024	18:06	63.7		66.4	60.8
27/09/2024	18:11	66.1	64.9	69.1	63.4
27/09/2024	18:16	64.4		67.7	61.9
27/09/2024	18:21	63.1		66.9	60.3
27/09/2024	18:26	66.2		69.7	63.6
27/09/2024	18:31	68.2		70.8	63.9
27/09/2024	18:36	67.6		71.5	63.5
27/09/2024	18:41	64.3	65.9	67.8	60.7
27/09/2024	18:46	62.6		66.9	60.5
27/09/2024	18:51	64.3		67.2	60.4
27/09/2024	18:56	65.6		69.2	61.4
		Mean	59.4		
		Maximum	70.0		
		Minimum	48.5		

Station: CM32

Date	Start Time	Leq (5mins)	Leq (30mins)	L10 (5mins)	L90 (5mins)
28/09/2024	7:01	52.0	51.6	53.1	50.3
28/09/2024	7:06	51.7		53.1	49.8
28/09/2024	7:11	51.9		53.0	50.0
28/09/2024	7:16	51.1		52.6	50.1
28/09/2024	7:21	51.5		53.1	49.9
28/09/2024	7:26	51.3		52.2	49.7
28/09/2024	7:31	51.7	52.1	53.2	50.1
28/09/2024	7:36	51.9		53.7	50.2
28/09/2024	7:41	51.8		53.1	50.0
28/09/2024	7:46	51.8		53.2	49.8
28/09/2024	7:51	52.9		54.8	51.0
28/09/2024	7:56	52.5		53.6	51.4
28/09/2024	8:01	52.8	52.6	54.5	51.0
28/09/2024	8:06	52.6		54.0	50.7
28/09/2024	8:11	52.9		54.7	50.7
28/09/2024	8:16	52.2		53.8	51.3
28/09/2024	8:21	52.8		54.3	51.1
28/09/2024	8:26	52.6		53.7	51.4
28/09/2024	8:31	52.6	52.6	54.2	50.6
28/09/2024	8:36	51.8		54.1	50.1
28/09/2024	8:41	52.9		55.3	50.8
28/09/2024	8:46	52.6		54.2	50.9
28/09/2024	8:51	52.9		55.0	51.2
28/09/2024	8:56	52.7		54.3	50.7
28/09/2024	9:01	52.4	52.4	54.1	51.2
28/09/2024	9:06	52.1		54.4	50.4
28/09/2024	9:11	52.4		53.9	49.9
28/09/2024	9:16	53.0		54.6	50.3
28/09/2024	9:21	52.3		54.4	50.6
28/09/2024	9:26	52.1		54.8	51.2
28/09/2024	9:31	52.0	52.5	55.2	49.9
28/09/2024	9:36	52.8		55.0	49.8
28/09/2024	9:41	53.1		54.8	49.9
28/09/2024	9:46	52.4		55.1	50.9
28/09/2024	9:51	52.2		55.3	50.3
28/09/2024	9:56	52.7		55.5	50.9
28/09/2024	10:01	52.9	52.7	56.2	50.1
28/09/2024	10:06	52.5		55.3	51.2
28/09/2024	10:11	52.7		54.7	50.0
28/09/2024	10:16	52.5		54.8	50.7
28/09/2024	10:21	52.9		56.1	51.4
28/09/2024	10:26	52.7		55.4	50.9
28/09/2024	10:31	52.5	52.6	55.2	49.4
28/09/2024	10:36	52.1		55.8	49.2
28/09/2024	10:41	52.9		55.0	50.3
28/09/2024	10:46	53.2		55.2	49.1
28/09/2024	10:51	52.0		55.1	49.6
28/09/2024	10:56	52.7		54.8	49.2
28/09/2024	11:01	52.2	53.5	55.0	49.0
28/09/2024	11:06	53.2		56.2	51.7
28/09/2024	11:11	53.7		57.0	50.5
28/09/2024	11:16	53.4		57.3	51.9
28/09/2024	11:21	53.7		56.8	50.9
28/09/2024	11:26	54.3		56.0	50.7
28/09/2024	11:31	54.1	54.0	56.8	52.8
28/09/2024	11:36	54.2		57.2	51.2
28/09/2024	11:41	54.1		57.7	51.0
28/09/2024	11:46	54.3		57.3	51.8
28/09/2024	11:51	54.2		57.1	52.1
28/09/2024	11:56	53.3		56.2	51.5
28/09/2024	12:01	53.6	55.4	55.7	51.2
28/09/2024	12:06	53.9		56.7	51.2
28/09/2024	12:11	55.1		56.9	52.0
28/09/2024	12:16	54.8		58.4	52.5
28/09/2024	12:21	56.0		59.6	54.2
28/09/2024	12:26	57.6		60.7	55.1
28/09/2024	12:31	58.6	58.5	61.5	56.2
28/09/2024	12:36	56.0		59.0	53.8
28/09/2024	12:41	55.9		58.9	53.2
28/09/2024	12:46	57.6		60.0	54.9
28/09/2024	12:51	56.2		59.8	53.2
28/09/2024	12:56	62.4		66.3	60.1
28/09/2024	13:01	61.1	60.7	64.9	58.6
28/09/2024	13:06	60.3		63.4	57.0
28/09/2024	13:11	59.6		63.6	56.8
28/09/2024	13:16	61.0		64.4	58.4
28/09/2024	13:21	61.8		65.1	58.7
28/09/2024	13:26	60.3		63.1	58.1
28/09/2024	13:31	60.5	63.2	64.4	58.5
28/09/2024	13:36	59.8		63.3	56.5
28/09/2024	13:41	64.5		67.5	61.9
28/09/2024	13:46	63.5		66.6	61.5
28/09/2024	13:51	63.9		67.8	61.5
28/09/2024	13:56	64.6		68.2	60.7
28/09/2024	14:01	64.0	62.6	67.9	60.9
28/09/2024	14:06	67.0		69.8	63.6
28/09/2024	14:11	58.4		61.0	56.0
28/09/2024	14:16	59.6		62.5	58.0
28/09/2024	14:21	59.9		62.3	58.0
28/09/2024	14:26	58.8		61.8	55.5
28/09/2024	14:31	57.9	63.9	60.5	54.8
28/09/2024	14:36	61.1		63.3	57.6
28/09/2024	14:41	61.4		65.1	57.8
28/09/2024	14:46	62.3		64.9	59.3
28/09/2024	14:51	63.3		65.7	60.9
28/09/2024	14:56	68.8		72.5	66.8
28/09/2024	15:01	70.9		73.8	67.5
28/09/2024	15:06	72.2		75.7	69.5
28/09/2024	15:11	69.2		73.4	67.8
28/09/2024	15:16	71.3		73.6	68.4
28/09/2024	15:21	70.7		75.0	68.4
		Mean	55.7		
		Maximum	63.9		
		Minimum	51.6		

Summary of Noise Monitoring Results during 07:00 - 19:00 at CM32	
	Leq (30mins)
Mean	57.0
Maximum	70.0
Minimum	43.1

Station: CM32

Date	Start Time	Leq (5mins)	Leq (30mins)	L10 (5mins)	L90 (5mins)
14/09/2024	19:01	54.9		58.3	52.6
14/09/2024	19:06	59.2		61.6	56.7
14/09/2024	19:11	57.9	56.9	61.2	54.3
14/09/2024	19:16	54.9		58.6	52.8
14/09/2024	19:21	56.6		61.0	52.9
14/09/2024	19:26	56.1		60.4	53.7
14/09/2024	19:31	60.5		63.4	57.6
14/09/2024	19:36	57.7		61.4	54.4
14/09/2024	19:41	55.3	56.6	58.2	52.2
14/09/2024	19:46	54.4		58.9	52.0
14/09/2024	19:51	53.8		56.9	50.3
14/09/2024	19:56	53.3		57.3	49.4
14/09/2024	20:01	53.7		56.0	49.9
14/09/2024	20:06	53.8		57.4	48.7
14/09/2024	20:11	53.0	55.3	57.2	50.6
14/09/2024	20:16	57.2		61.2	53.8
14/09/2024	20:21	57.8		61.3	54.6
14/09/2024	20:26	53.5		55.5	50.6
14/09/2024	20:31	53.4		56.0	48.2
14/09/2024	20:36	53.4		55.6	49.8
14/09/2024	20:41	55.6	53.9	58.9	52.3
14/09/2024	20:46	53.5		57.8	50.2
14/09/2024	20:51	53.5		57.8	50.4
14/09/2024	20:56	53.3		56.0	50.1
14/09/2024	21:01	52.5		56.2	48.6
14/09/2024	21:06	53.0		56.0	48.0
14/09/2024	21:11	53.1	53.3	57.7	48.3
14/09/2024	21:16	52.4		56.5	48.4
14/09/2024	21:21	52.9		55.7	48.1
14/09/2024	21:26	55.2		58.1	51.4
14/09/2024	21:31	56.6		60.5	53.0
14/09/2024	21:36	57.6		59.5	53.8
14/09/2024	21:41	54.6	55.3	58.7	50.6
14/09/2024	21:46	54.6		59.7	50.5
14/09/2024	21:51	53.6		56.4	50.8
14/09/2024	21:56	52.3		55.3	49.1
14/09/2024	22:01	53.0		55.3	48.9
14/09/2024	22:06	54.2		56.7	51.5
14/09/2024	22:11	53.4	52.5	56.3	50.4
14/09/2024	22:16	50.1		55.0	47.2
14/09/2024	22:21	51.3		55.6	48.3
14/09/2024	22:26	52.0		56.0	48.4
14/09/2024	22:31	51.7		56.7	47.7
14/09/2024	22:36	51.1		53.9	46.0
14/09/2024	22:41	49.8	50.8	54.1	45.8
14/09/2024	22:46	50.9		53.6	46.4
14/09/2024	22:51	49.3		53.4	47.8
14/09/2024	22:56	51.4		55.6	46.9
		Mean	54.3		
		Maximum	56.9		
		Minimum	50.8		

Date	Start Time	Leq (5mins)	Leq (30mins)	L10 (5mins)	L90 (5mins)
15/09/2024	19:01	61.6		65.1	58.2
15/09/2024	19:06	59.3		63.7	55.7
15/09/2024	19:11	61.2	60.9	65.5	58.3
15/09/2024	19:16	62.0		65.7	57.6
15/09/2024	19:21	60.8		64.2	57.1
15/09/2024	19:26	59.7		63.4	55.5
15/09/2024	19:31	59.6		64.4	57.1
15/09/2024	19:36	64.4		66.6	59.8
15/09/2024	19:41	60.2	61.5	61.8	56.8
15/09/2024	19:46	60.4		63.3	57.5
15/09/2024	19:51	60.7		64.2	56.2
15/09/2024	19:56	61.8		65.6	58.6
15/09/2024	20:01	61.5		65.7	59.5
15/09/2024	20:06	64.7		67.7	60.4
15/09/2024	20:11	61.6	62.6	66.0	59.0
15/09/2024	20:16	62.0		64.7	58.7
15/09/2024	20:21	63.6		66.7	60.9
15/09/2024	20:26	61.2		63.9	58.9
15/09/2024	20:31	63.7		67.4	59.6
15/09/2024	20:36	61.1		65.5	58.4
15/09/2024	20:41	60.9	62.3	64.0	57.0
15/09/2024	20:46	64.8		67.6	60.3
15/09/2024	20:51	62.6		66.0	58.3
15/09/2024	20:56	57.8		61.3	54.0
15/09/2024	21:01	60.8		65.1	55.5
15/09/2024	21:06	59.4		63.7	54.8
15/09/2024	21:11	57.5	59.5	60.2	53.3
15/09/2024	21:16	57.9		62.0	54.0
15/09/2024	21:21	61.3		65.5	58.7
15/09/2024	21:26	58.9		61.8	55.7
15/09/2024	21:31	58.4		62.5	53.4
15/09/2024	21:36	58.5		62.9	53.3
15/09/2024	21:41	61.1	58.7	63.1	57.7
15/09/2024	21:46	57.2		61.2	55.2
15/09/2024	21:51	59.2		62.9	55.0
15/09/2024	21:56	55.6		59.2	51.4
15/09/2024	22:01	56.8		61.2	52.5
15/09/2024	22:06	56.5		58.9	51.6
15/09/2024	22:11	55.3	55.8	58.2	51.1
15/09/2024	22:16	54.7		57.8	51.8
15/09/2024	22:21	54.7		57.2	51.4
15/09/2024	22:26	56.1		58.4	53.3
15/09/2024	22:31	55.0		59.5	49.8
15/09/2024	22:36	55.7		58.3	51.9
15/09/2024	22:41	54.5	54.6	56.8	50.9
15/09/2024	22:46	53.7		56.9	50.4
15/09/2024	22:51	53.7		56.8	49.6
15/09/2024	22:56	54.9		58.6	49.9
		Mean	59.5		
		Maximum	62.6		
		Minimum	54.6		

Date	Start Time	Leq (5mins)	Leq (30mins)	L10 (5mins)	L90 (5mins)
16/09/2024	19:01	58.2		62.4	55.7
16/09/2024	19:06	63.1		66.5	60.3
16/09/2024	19:11	58.2	60.9	61.8	54.4
16/09/2024	19:16	62.9		64.9	60.4
16/09/2024	19:21	58.2		62.0	53.8
16/09/2024	19:26	61.4		64.7	58.6
16/09/2024	19:31	60.2		63.7	55.8
16/09/2024	19:36	57.2		60.8	54.4
16/09/2024	19:41	61.3	61.3	66.0	58.7
16/09/2024	19:46	62.4		66.4	58.3
16/09/2024	19:51	62.0		65.0	58.4
16/09/2024	19:56	62.6		67.4	59.8
16/09/2024	20:01	59.1		62.7	56.9
16/09/2024	20:06	62.3		66.6	58.4
16/09/2024	20:11	60.6	60.9	62.5	56.9
16/09/2024	20:16	60.2		63.4	56.5
16/09/2024	20:21	59.8		63.4	57.0
16/09/2024	20:26	62.3		66.1	59.7
16/09/2024	20:31	61.7		66.5	57.9
16/09/2024	20:36	59.9		63.5	56.1
16/09/2024	20:41	60.1	61.3	64.5	55.7
16/09/2024	20:46	59.9		63.7	57.0
16/09/2024	20:51	60.8		63.5	56.9
16/09/2024	20:56	64.0		67.2	60.6
16/09/2024	21:01	61.8		64.5	57.6
16/09/2024	21:06	62.2		64.6	57.3
16/09/2024	21:11	64.6	63.2	69.3	61.4
16/09/2024	21:16	64.7		68.7	61.9
16/09/2024	21:21	63.0		67.1	60.0
16/09/2024	21:26	61.5		66.3	58.5
16/09/2024	21:31	63.5		66.9	59.0
16/09/2024	21:36	64.3		68.6	59.5
16/09/2024	21:41	64.8	64.0	67.5	61.4
16/09/2024	21:46	65.3		67.7	61.7
16/09/2024	21:51	64.1		67.8	60.6
16/09/2024	21:56	60.4		64.2	58.8
16/09/2024	22:01	56.7		60.5	53.3
16/09/2024	22:06	58.8		62.9	55.1
16/09/2024	22:11	57.8	58.2	61.5	53.5
16/09/2024	22:16	59.6		64.4	56.9
16/09/2024	22:21	58.2		61.4	53.5
16/09/2024	22:26	57.8		62.4	53.0
16/09/2024	22:31	59.9		64.7	57.0
16/09/2024	22:36	60.8		65.4	57.4
16/09/2024	22:41	57.9	58.5	61.2	54.0
16/09/2024	22:46	57.1		61.3	53.1
16/09/2024	22:51	58.7		60.3	55.7
16/09/2024	22:56	53.7		56.3	51.0
		Mean	61.0		
		Maximum	64.0		
		Minimum	58.2		

Date	Start Time	Leq (5mins)	Leq (30mins)	L10 (5mins)	L90 (5mins)
17/09/2024	19:01	57.4		60.1	54.4
17/09/2024	19:06	58.4		61.3	54.5
17/09/2024	19:11	58.8	57.7	61.1	55.1
17/09/2024	19:16	55.6		59.8	52.6
17/09/2024	19:21	58.5		62.2	54.8
17/09/2024	19:26	56.4		58.9	53.2
17/09/2024	19:31	58.5		62.5	56.1
17/09/2024	19:36	56.0		59.4	52.4
17/09/2024	19:41	58.1	56.8	61.3	55.3
17/09/2024	19:46	55.1		57.7	51.2
17/09/2024	19:51	56.0		60.0	52.7
17/09/2024	19:56	56.2		58.7	52.9
17/09/2024	20:01	54.8		57.9	52.3
17/09/2024	20:06	59.5		61.7	57.0
17/09/2024	20:11	60.1	58.3	62.7	56.2
17/09/2024	20:16	56.6		58.5	52.9
17/09/2024	20:21	56.1		58.2	52.9
17/09/2024	20:26	59.7		62.5	56.1
17/09/2024	20:31	59.5		63.5	56.5
17/09/2024	20:36	57.6		60.5	55.1
17/09/2024	20:41	60.5	59.6	63.7	57.9
17/09/2024	20:46	59.1		62.8	55.9
17/09/2024	20:51	62.0		65.6	58.6
17/09/2024	20:56	56.8		60.1	54.1
17/09/2024	21:01	62.4		65.1	58.5
17/09/2024	21:06	57.9		61.3	54.5
17/09/2024	21:11	61.3	60.8	64.3	57.7
17/09/2024	21:16	57.6		61.5	55.1
17/09/2024	21:21	61.8		65.7	58.3
17/09/2024	21:26	61.7		66.6	57.9
17/09/2024	21:31	57.5		60.8	52.9
17/09/2024	21:36	61.5		64.6	57.5
17/09/2024	21:41	61.0	61.3	64.3	57.9
17/09/2024	21:46	62.5		65.9	58.8
17/09/2024	21:51	63.1		66.6	59.2
17/09/2024	21:56	60.0		63.6	56.1
17/09/2024	22:01	61.8		66.1	59.1
17/09/2024	22:06	64.0		67.0	60.4
17/09/2024	22:11	64.5	62.5	67.1	59.8
17/09/2024	22:16	63.3		67.0	58.7
17/09/2024	22:21	59.3		62.3	56.5
17/09/2024	22:26	59.6		63.5	57.2
17/09/2024	22:31	58.9		62.8	56.4
17/09/2024	22:36	60.8		64.3	56.4
17/09/2024	22:41	61.6	61.7	65.2	57.3
17/09/2024	22:46	61.4		64.1	59.2
17/09/2024	22:51	63.6		67.0	58.6
17/09/2024	22:56	62.6		66.0	58.3
		Mean	59.8		
		Maximum	62.5		
		Minimum	56.8		

Station: CM32

Date	Start Time	Leq (5mins)	Leq (30mins)	L10 (5mins)	L90 (5mins)
18/09/2024	19:01	63.2	62.9	66.3	61.7
18/09/2024	19:06	63.6		66.4	60.1
18/09/2024	19:11	63.7		67.3	59.8
18/09/2024	19:16	62.0		65.7	59.5
18/09/2024	19:21	63.7		66.5	60.1
18/09/2024	19:26	60.6		64.9	57.8
18/09/2024	19:31	59.0	62.9	63.1	55.0
18/09/2024	19:36	63.7		68.1	61.4
18/09/2024	19:41	62.1		65.3	58.3
18/09/2024	19:46	65.8		68.7	63.5
18/09/2024	19:51	62.7		65.6	59.3
18/09/2024	19:56	61.4		63.5	57.0
18/09/2024	20:01	62.8	63.8	66.1	60.5
18/09/2024	20:06	65.2		69.7	62.4
18/09/2024	20:11	63.7		66.8	62.1
18/09/2024	20:16	59.0		62.1	56.7
18/09/2024	20:21	66.8		69.1	62.6
18/09/2024	20:26	61.4		63.7	58.8
18/09/2024	20:31	66.6	64.2	68.5	62.7
18/09/2024	20:36	64.3		68.2	61.0
18/09/2024	20:41	63.4		66.7	61.2
18/09/2024	20:46	62.1		64.4	57.6
18/09/2024	20:51	64.5		68.5	60.3
18/09/2024	20:56	62.5		65.7	58.1
18/09/2024	21:01	62.3	61.1	65.1	58.0
18/09/2024	21:06	61.9		65.2	58.5
18/09/2024	21:11	61.9		64.4	58.9
18/09/2024	21:16	59.2		62.5	55.7
18/09/2024	21:21	62.0		66.4	58.8
18/09/2024	21:26	56.5		59.6	52.8
18/09/2024	21:31	59.4	61.4	63.2	57.3
18/09/2024	21:36	62.6		66.2	58.9
18/09/2024	21:41	59.7		62.8	54.9
18/09/2024	21:46	62.9		65.5	59.3
18/09/2024	21:51	61.4		64.6	58.5
18/09/2024	21:56	61.3		63.7	57.0
18/09/2024	22:01	63.6	62.4	65.9	58.6
18/09/2024	22:06	60.4		64.0	56.1
18/09/2024	22:11	62.0		66.0	58.8
18/09/2024	22:16	63.5		67.8	59.8
18/09/2024	22:21	62.6		65.8	59.3
18/09/2024	22:26	61.5		64.9	58.0
18/09/2024	22:31	61.5	62.7	64.3	57.6
18/09/2024	22:36	59.8		62.4	56.2
18/09/2024	22:41	62.1		64.7	56.9
18/09/2024	22:46	61.7		66.9	58.6
18/09/2024	22:51	64.4		66.6	59.5
18/09/2024	22:56	64.8		69.6	60.5
		Mean	62.7		
		Maximum	64.2		
		Minimum	61.1		

Date	Start Time	Leq (5mins)	Leq (30mins)	L10 (5mins)	L90 (5mins)
19/09/2024	19:01	52.5	51.6	54.5	50.2
19/09/2024	19:06	48.4		51.0	46.1
19/09/2024	19:11	48.7		51.3	46.7
19/09/2024	19:16	50.6		52.5	48.3
19/09/2024	19:21	51.3		53.8	49.2
19/09/2024	19:26	54.8		57.6	52.4
19/09/2024	19:31	55.8	52.8	57.8	55.0
19/09/2024	19:36	52.9		54.5	49.5
19/09/2024	19:41	51.1		52.4	48.9
19/09/2024	19:46	51.8		52.9	49.5
19/09/2024	19:51	51.8		52.7	49.6
19/09/2024	19:56	51.8		53.6	49.4
19/09/2024	20:01	51.2	48.6	53.6	49.7
19/09/2024	20:06	48.0		49.5	46.5
19/09/2024	20:11	47.5		49.2	45.7
19/09/2024	20:16	47.5		50.5	47.0
19/09/2024	20:21	48.2		49.3	45.9
19/09/2024	20:26	48.1		49.1	46.1
19/09/2024	20:31	47.9	47.6	50.4	46.8
19/09/2024	20:36	47.4		49.6	44.8
19/09/2024	20:41	47.9		48.7	45.5
19/09/2024	20:46	47.7		50.4	46.8
19/09/2024	20:51	46.7		48.7	44.5
19/09/2024	20:56	47.9		49.8	46.7
19/09/2024	21:01	47.3	47.5	48.6	44.8
19/09/2024	21:06	48.2		49.7	46.4
19/09/2024	21:11	47.6		48.7	46.2
19/09/2024	21:16	46.9		48.9	45.4
19/09/2024	21:21	47.6		50.0	45.6
19/09/2024	21:26	47.4		49.5	45.1
19/09/2024	21:31	47.1	47.1	49.0	46.4
19/09/2024	21:36	47.1		48.8	44.6
19/09/2024	21:41	46.6		49.2	45.3
19/09/2024	21:46	47.2		48.2	45.5
19/09/2024	21:51	47.3		48.8	44.4
19/09/2024	21:56	47.4		48.4	45.4
19/09/2024	22:01	46.9	47.2	48.2	44.6
19/09/2024	22:06	46.2		47.5	44.7
19/09/2024	22:11	50.1		50.7	48.4
19/09/2024	22:16	46.4		47.0	45.4
19/09/2024	22:21	45.9		47.4	45.0
19/09/2024	22:26	45.7		47.4	44.5
19/09/2024	22:31	46.3	46.2	47.5	44.8
19/09/2024	22:36	45.7		47.0	44.2
19/09/2024	22:41	46.0		48.1	44.8
19/09/2024	22:46	46.8		48.2	44.5
19/09/2024	22:51	46.0		46.8	43.7
19/09/2024	22:56	46.3		47.5	44.4
		Mean	48.6		
		Maximum	52.8		
		Minimum	46.2		

Date	Start Time	Leq (5mins)	Leq (30mins)	L10 (5mins)	L90 (5mins)
20/09/2024	19:01	55.5	53.8	57.9	53.1
20/09/2024	19:06	55.7		57.5	52.6
20/09/2024	19:11	53.3		54.6	51.9
20/09/2024	19:16	52.3		55.3	50.2
20/09/2024	19:21	52.2		54.7	49.1
20/09/2024	19:26	51.9		55.2	50.5
20/09/2024	19:31	53.0	51.8	53.9	49.9
20/09/2024	19:36	50.9		53.9	49.8
20/09/2024	19:41	51.7		54.2	49.0
20/09/2024	19:46	51.5		54.7	49.5
20/09/2024	19:51	51.0		53.4	49.6
20/09/2024	19:56	52.5		53.7	50.4
20/09/2024	20:01	52.4	51.8	54.6	49.6
20/09/2024	20:06	52.2		53.8	49.5
20/09/2024	20:11	50.9		53.9	49.6
20/09/2024	20:16	51.7		53.3	49.0
20/09/2024	20:21	51.2		54.0	49.1
20/09/2024	20:26	52.2		54.0	50.2
20/09/2024	20:31	51.6	51.4	52.7	49.9
20/09/2024	20:36	52.1		53.7	49.4
20/09/2024	20:41	50.8		53.4	49.5
20/09/2024	20:46	51.3		53.9	49.9
20/09/2024	20:51	51.2		54.0	49.8
20/09/2024	20:56	51.1		53.0	49.8
20/09/2024	21:01	52.1	51.3	53.8	50.4
20/09/2024	21:06	50.7		53.2	49.7
20/09/2024	21:11	51.5		53.4	49.9
20/09/2024	21:16	51.6		53.9	49.9
20/09/2024	21:21	51.1		51.6	49.0
20/09/2024	21:26	50.9		52.7	49.2
20/09/2024	21:31	50.4	50.7	51.8	48.9
20/09/2024	21:36	50.3		51.6	49.1
20/09/2024	21:41	50.7		52.1	48.1
20/09/2024	21:46	50.5		52.0	48.3
20/09/2024	21:51	51.0		52.7	48.4
20/09/2024	21:56	51.1		52.2	48.8
20/09/2024	22:01	51.7	50.6	53.1	49.7
20/09/2024	22:06	51.0		52.7	49.9
20/09/2024	22:11	51.1		52.2	49.8
20/09/2024	22:16	50.2		51.7	49.0
20/09/2024	22:21	49.0		50.4	48.4
20/09/2024	22:26	50.3		50.8	48.0
20/09/2024	22:31	50.4	50.0	51.9	48.9
20/09/2024	22:36	50.3		51.1	49.0
20/09/2024	22:41	50.1		50.7	48.8
20/09/2024	22:46	49.7		51.2	48.8
20/09/2024	22:51	49.1		51.4	48.3
20/09/2024	22:56	50.2		51.6	48.6
		Mean	51.4		
		Maximum	53.8		
		Minimum	50.0		

Station: CM32

Date	Start Time	Leq (5mins)	Leq (30mins)	L10 (5mins)	L90 (5mins)
21/09/2024	19:01	49.1		51.7	47.8
21/09/2024	19:06	49.2		50.9	47.4
21/09/2024	19:11	47.1	47.9	50.5	44.9
21/09/2024	19:16	47.1		49.5	44.9
21/09/2024	19:21	47.6		49.2	45.2
21/09/2024	19:26	46.9		49.0	45.0
21/09/2024	19:31	47.2		49.4	44.4
21/09/2024	19:36	46.7		50.4	44.4
21/09/2024	19:41	47.4	47.1	49.6	44.1
21/09/2024	19:46	47.6		49.6	45.4
21/09/2024	19:51	46.5		48.6	44.5
21/09/2024	19:56	47.4		49.1	45.1
21/09/2024	20:01	47.5		48.8	45.2
21/09/2024	20:06	47.8		49.6	45.4
21/09/2024	20:11	47.6	47.1	49.8	45.6
21/09/2024	20:16	46.1		48.2	44.1
21/09/2024	20:21	46.4		48.7	44.9
21/09/2024	20:26	47.0		47.4	45.3
21/09/2024	20:31	46.9		47.7	45.1
21/09/2024	20:36	47.4		49.7	44.0
21/09/2024	20:41	46.3	47.1	48.8	45.3
21/09/2024	20:46	47.6		48.6	46.0
21/09/2024	20:51	47.7		49.3	45.6
21/09/2024	20:56	46.9		48.0	46.1
21/09/2024	21:01	47.4		47.9	45.9
21/09/2024	21:06	46.1		47.9	45.2
21/09/2024	21:11	46.4	46.4	49.1	44.9
21/09/2024	21:16	46.0		47.6	45.0
21/09/2024	21:21	46.1		47.3	45.2
21/09/2024	21:26	46.2		48.5	44.6
21/09/2024	21:31	45.9		48.1	44.7
21/09/2024	21:36	46.3		48.8	45.3
21/09/2024	21:41	47.1	46.6	48.7	44.6
21/09/2024	21:46	46.9		48.2	45.7
21/09/2024	21:51	46.9		48.5	45.1
21/09/2024	21:56	46.2		47.3	44.3
21/09/2024	22:01	46.1		47.8	45.8
21/09/2024	22:06	46.6		47.7	44.1
21/09/2024	22:11	45.9	45.9	48.1	44.8
21/09/2024	22:16	45.8		47.5	44.8
21/09/2024	22:21	45.8		47.9	44.9
21/09/2024	22:26	45.5		47.6	44.4
21/09/2024	22:31	45.6		47.2	44.6
21/09/2024	22:36	45.5		47.1	44.6
21/09/2024	22:41	46.1	45.7	47.3	44.4
21/09/2024	22:46	45.9		47.6	45.0
21/09/2024	22:51	46.0		46.8	44.3
21/09/2024	22:56	45.3		48.0	44.2
		Mean	46.7		
		Maximum	47.9		
		Minimum	45.7		

Date	Start Time	Leq (5mins)	Leq (30mins)	L10 (5mins)	L90 (5mins)
22/09/2024	19:01	51.4		54.6	48.4
22/09/2024	19:06	50.4		53.5	47.8
22/09/2024	19:11	53.3	52.2	56.0	50.8
22/09/2024	19:16	51.6		54.9	48.5
22/09/2024	19:21	52.0		54.5	48.7
22/09/2024	19:26	53.7		56.9	50.3
22/09/2024	19:31	52.8		54.9	50.7
22/09/2024	19:36	52.7		55.8	49.3
22/09/2024	19:41	52.7	52.9	55.8	49.7
22/09/2024	19:46	54.0		57.2	51.5
22/09/2024	19:51	52.9		56.0	50.0
22/09/2024	19:56	52.0		54.7	49.1
22/09/2024	20:01	49.7		51.7	47.1
22/09/2024	20:06	50.8		52.6	48.5
22/09/2024	20:11	50.4	50.4	53.8	48.8
22/09/2024	20:16	51.4		53.3	49.4
22/09/2024	20:21	49.5		51.4	46.0
22/09/2024	20:26	50.2		52.5	48.7
22/09/2024	20:31	49.9		51.0	47.4
22/09/2024	20:36	48.8		51.0	46.3
22/09/2024	20:41	48.3	48.9	51.5	47.4
22/09/2024	20:46	48.7		50.5	47.7
22/09/2024	20:51	49.0		50.6	46.9
22/09/2024	20:56	48.2		51.4	46.0
22/09/2024	21:01	48.0		51.3	45.8
22/09/2024	21:06	48.4		50.8	47.1
22/09/2024	21:11	48.6	47.6	50.7	46.3
22/09/2024	21:16	46.5		48.2	44.8
22/09/2024	21:21	46.9		49.1	44.2
22/09/2024	21:26	47.0		48.8	45.0
22/09/2024	21:31	46.8		48.2	45.0
22/09/2024	21:36	48.6		50.1	46.0
22/09/2024	21:41	48.7	48.1	50.5	45.9
22/09/2024	21:46	49.0		50.1	46.5
22/09/2024	21:51	48.0		49.8	45.8
22/09/2024	21:56	47.0		49.6	44.5
22/09/2024	22:01	45.7		47.6	44.5
22/09/2024	22:06	47.0		48.2	44.8
22/09/2024	22:11	45.2	46.1	47.6	43.7
22/09/2024	22:16	46.1		46.8	44.3
22/09/2024	22:21	45.7		46.7	43.9
22/09/2024	22:26	46.4		49.4	44.5
22/09/2024	22:31	44.9		48.1	43.3
22/09/2024	22:36	46.5		49.1	44.9
22/09/2024	22:41	46.8	46.6	48.9	44.9
22/09/2024	22:46	46.0		46.4	43.6
22/09/2024	22:51	47.3		47.6	45.6
22/09/2024	22:56	47.6		48.9	45.3
		Mean	49.1		
		Maximum	52.9		
		Minimum	46.1		

Date	Start Time	Leq (5mins)	Leq (30mins)	L10 (5mins)	L90 (5mins)
23/09/2024	19:01	62.9		67.7	59.4
23/09/2024	19:06	61.5		66.1	58.5
23/09/2024	19:11	65.5	63.2	68.0	61.5
23/09/2024	19:16	62.2		67.0	57.9
23/09/2024	19:21	60.6		64.0	55.8
23/09/2024	19:26	64.6		67.0	60.5
23/09/2024	19:31	63.5		66.3	59.9
23/09/2024	19:36	61.4		65.7	58.1
23/09/2024	19:41	60.5	63.6	64.6	56.7
23/09/2024	19:46	63.0		66.6	59.7
23/09/2024	19:51	65.7		69.9	62.0
23/09/2024	19:56	65.3		68.8	60.6
23/09/2024	20:01	62.8		66.3	58.0
23/09/2024	20:06	60.4		65.3	56.8
23/09/2024	20:11	57.9	60.4	61.0	53.3
23/09/2024	20:16	60.5		63.7	56.7
23/09/2024	20:21	60.6		64.5	55.3
23/09/2024	20:26	58.2		60.7	55.9
23/09/2024	20:31	57.2		62.6	54.9
23/09/2024	20:36	59.6		61.7	56.2
23/09/2024	20:41	58.3	57.1	61.9	54.3
23/09/2024	20:46	57.5		60.8	53.1
23/09/2024	20:51	53.9		57.6	52.2
23/09/2024	20:56	51.8		55.4	47.9
23/09/2024	21:01	51.6		56.0	49.3
23/09/2024	21:06	52.1		55.4	49.8
23/09/2024	21:11	52.0	52.5	54.8	48.9
23/09/2024	21:16	53.1		56.3	49.0
23/09/2024	21:21	54.3		56.0	49.0
23/09/2024	21:26	51.4		55.5	47.5
23/09/2024	21:31	53.4		55.2	49.5
23/09/2024	21:36	53.8		55.5	49.6
23/09/2024	21:41	54.2	52.8	57.0	50.1
23/09/2024	21:46	54.3		57.4	49.7
23/09/2024	21:51	48.5		52.3	46.2
23/09/2024	21:56	48.4		52.1	45.1
23/09/2024	22:01	49.7		52.3	46.0
23/09/2024	22:06	50.1		53.7	46.0
23/09/2024	22:11	51.3	50.3	53.8	49.5
23/09/2024	22:16	50.0		53.3	47.8
23/09/2024	22:21	50.9		54.4	48.1
23/09/2024	22:26	49.2		50.9	46.5
23/09/2024	22:31	50.8		54.3	48.8
23/09/2024	22:36	51.4		53.9	48.6
23/09/2024	22:41	48.5	50.0	52.7	46.1
23/09/2024	22:46	49.8		52.3	46.4
23/09/2024	22:51	49.6		53.2	45.9
23/09/2024	22:56	49.6		52.8	46.0
		Mean	56.2		
		Maximum	63.6		
		Minimum	50.0		

Station: CM32

Date	Start Time	Leq (5mins)	Leq (30mins)	L10 (5mins)	L90 (5mins)
24/09/2024	19:01	63.9	63.7	66.7	60.1
24/09/2024	19:06	65.4		69.8	60.0
24/09/2024	19:11	62.2		67.1	59.5
24/09/2024	19:16	62.9		65.5	60.2
24/09/2024	19:21	65.1		67.6	60.6
24/09/2024	19:26	61.0		63.4	58.3
24/09/2024	19:31	63.8	61.2	68.2	59.8
24/09/2024	19:36	61.2		64.7	56.9
24/09/2024	19:41	60.8		64.8	57.5
24/09/2024	19:46	59.2		63.5	54.8
24/09/2024	19:51	61.3		63.6	56.6
24/09/2024	19:56	59.5		63.6	56.5
24/09/2024	20:01	58.5	58.4	61.5	55.6
24/09/2024	20:06	58.8		61.6	54.8
24/09/2024	20:11	58.8		62.3	55.8
24/09/2024	20:16	57.6		62.4	53.8
24/09/2024	20:21	58.9		61.2	55.1
24/09/2024	20:26	57.6		60.9	53.3
24/09/2024	20:31	60.4	56.5	63.2	57.1
24/09/2024	20:36	55.2		58.6	51.7
24/09/2024	20:41	54.0		58.5	51.6
24/09/2024	20:46	56.5		59.8	52.7
24/09/2024	20:51	54.8		58.2	50.9
24/09/2024	20:56	54.2		58.1	50.7
24/09/2024	21:01	55.8	55.8	59.8	52.2
24/09/2024	21:06	56.7		60.3	52.4
24/09/2024	21:11	54.7		57.8	50.7
24/09/2024	21:16	57.0		59.5	54.0
24/09/2024	21:21	54.4		58.0	49.4
24/09/2024	21:26	55.5		58.7	52.7
24/09/2024	21:31	53.4	53.3	57.7	51.6
24/09/2024	21:36	53.3		56.4	48.8
24/09/2024	21:41	54.6		58.3	52.1
24/09/2024	21:46	53.1		57.0	50.5
24/09/2024	21:51	51.5		54.4	49.2
24/09/2024	21:56	53.6		56.8	49.6
24/09/2024	22:01	53.0	53.3	56.4	50.4
24/09/2024	22:06	55.1		57.3	51.2
24/09/2024	22:11	52.2		55.6	48.6
24/09/2024	22:16	53.6		57.6	50.8
24/09/2024	22:21	52.1		55.0	49.5
24/09/2024	22:26	52.8		55.0	49.7
24/09/2024	22:31	52.3	50.8	55.2	48.9
24/09/2024	22:36	50.4		51.9	47.3
24/09/2024	22:41	50.3		54.0	47.1
24/09/2024	22:46	52.0		54.7	48.6
24/09/2024	22:51	49.4		51.8	46.6
24/09/2024	22:56	49.4		51.0	47.5
		Mean	56.6		
		Maximum	63.7		
		Minimum	50.8		

Date	Start Time	Leq (5mins)	Leq (30mins)	L10 (5mins)	L90 (5mins)
25/09/2024	19:01	63.5	62.3	67.5	61.0
25/09/2024	19:06	60.1		63.4	56.3
25/09/2024	19:11	60.8		64.8	57.1
25/09/2024	19:16	61.4		63.7	57.5
25/09/2024	19:21	63.7		67.2	60.6
25/09/2024	19:26	63.0		67.6	59.6
25/09/2024	19:31	59.1	61.8	63.8	56.3
25/09/2024	19:36	63.3		66.0	59.5
25/09/2024	19:41	61.7		66.1	57.1
25/09/2024	19:46	62.5		67.1	59.9
25/09/2024	19:51	59.9		64.1	56.1
25/09/2024	19:56	62.7		65.6	58.5
25/09/2024	20:01	64.3	62.9	67.7	60.2
25/09/2024	20:06	63.9		66.4	60.1
25/09/2024	20:11	61.8		67.0	57.8
25/09/2024	20:16	62.2		65.0	57.4
25/09/2024	20:21	62.6		67.0	57.6
25/09/2024	20:26	62.1		64.8	58.2
25/09/2024	20:31	62.4	62.6	66.4	59.4
25/09/2024	20:36	63.3		68.3	59.5
25/09/2024	20:41	60.8		65.4	58.2
25/09/2024	20:46	63.8		68.1	60.0
25/09/2024	20:51	62.1		65.8	58.9
25/09/2024	20:56	62.8		65.6	59.3
25/09/2024	21:01	63.9	62.9	66.0	60.4
25/09/2024	21:06	65.2		69.5	60.4
25/09/2024	21:11	61.6		66.6	58.4
25/09/2024	21:16	61.6		64.5	57.7
25/09/2024	21:21	63.0		66.2	58.2
25/09/2024	21:26	60.7		64.9	55.9
25/09/2024	21:31	58.8	58.8	62.8	55.4
25/09/2024	21:36	56.9		60.3	53.9
25/09/2024	21:41	60.8		63.5	58.1
25/09/2024	21:46	57.6		61.6	53.5
25/09/2024	21:51	59.6		63.1	55.9
25/09/2024	21:56	57.7		61.9	54.2
25/09/2024	22:01	58.9	58.8	61.6	56.4
25/09/2024	22:06	60.4		63.8	56.6
25/09/2024	22:11	59.5		63.6	56.5
25/09/2024	22:16	58.3		62.9	56.1
25/09/2024	22:21	57.2		60.2	53.9
25/09/2024	22:26	57.5		61.3	54.5
25/09/2024	22:31	55.4	55.2	58.6	51.9
25/09/2024	22:36	53.8		56.6	51.6
25/09/2024	22:41	56.1		59.2	53.9
25/09/2024	22:46	54.5		58.3	51.5
25/09/2024	22:51	54.4		58.4	50.9
25/09/2024	22:56	56.4		60.5	52.9
		Mean	60.7		
		Maximum	62.9		
		Minimum	55.2		

Date	Start Time	Leq (5mins)	Leq (30mins)	L10 (5mins)	L90 (5mins)
26/09/2024	19:01	64.3	65.0	68.6	60.9
26/09/2024	19:06	62.9		65.9	59.6
26/09/2024	19:11	63.4		67.4	60.5
26/09/2024	19:16	66.3		69.4	63.4
26/09/2024	19:21	66.0		68.6	62.1
26/09/2024	19:26	65.8		70.9	62.5
26/09/2024	19:31	67.5	65.6	72.3	65.8
26/09/2024	19:36	67.2		72.1	64.0
26/09/2024	19:41	65.5		70.0	61.7
26/09/2024	19:46	63.6		65.9	60.9
26/09/2024	19:51	62.6		65.6	60.4
26/09/2024	19:56	65.1		69.0	61.9
26/09/2024	20:01	63.9	66.2	67.6	60.2
26/09/2024	20:06	65.6		69.9	60.1
26/09/2024	20:11	65.7		68.4	61.4
26/09/2024	20:16	67.3		71.5	63.3
26/09/2024	20:21	67.4		72.4	64.1
26/09/2024	20:26	66.4		69.1	61.6
26/09/2024	20:31	67.3	67.7	71.2	62.9
26/09/2024	20:36	66.2		68.9	64.2
26/09/2024	20:41	68.2		73.7	64.3
26/09/2024	20:46	65.6		68.2	60.5
26/09/2024	20:51	68.3		72.6	65.2
26/09/2024	20:56	69.6		72.6	64.9
26/09/2024	21:01	66.0	65.7	70.5	62.1
26/09/2024	21:06	66.4		70.9	62.7
26/09/2024	21:11	67.4		72.0	62.6
26/09/2024	21:16	65.5		69.8	61.6
26/09/2024	21:21	64.2		66.8	60.8
26/09/2024	21:26	63.4		66.4	61.3
26/09/2024	21:31	61.7	63.2	64.3	57.0
26/09/2024	21:36	63.0		66.4	60.2
26/09/2024	21:41	64.3		67.0	60.6
26/09/2024	21:46	63.1		66.8	60.7
26/09/2024	21:51	63.4		66.7	59.6
26/09/2024	21:56	63.1		68.1	58.2
26/09/2024	22:01	64.8	62.5	68.3	61.1
26/09/2024	22:06	63.8		66.9	59.1
26/09/2024	22:11	62.3		66.0	57.5
26/09/2024	22:16	63.0		66.0	59.6
26/09/2024	22:21	58.5		62.0	55.8
26/09/2024	22:26	58.9		61.7	55.3
26/09/2024	22:31	60.5	59.0	63.5	56.8
26/09/2024	22:36	58.0		62.2	55.3
26/09/2024	22:41	59.2		62.7	55.9
26/09/2024	22:46	58.0		61.5	54.7
26/09/2024	22:51	60.0		62.2	55.1
26/09/2024	22:56	57.6		60.3	54.5
		Mean	64.4		
		Maximum	67.7		
		Minimum	59.0		

Station: CM32

Date	Start Time	Leq (5mins)	Leq (30mins)	L10 (5mins)	L90 (5mins)
27/09/2024	19:01	66.7	67.0	71.1	63.6
27/09/2024	19:06	62.6		66.1	57.9
27/09/2024	19:11	68.0		71.0	63.8
27/09/2024	19:16	67.9		71.2	63.4
27/09/2024	19:21	68.7		72.7	65.5
27/09/2024	19:26	65.5		68.8	61.9
27/09/2024	19:31	66.3	67.7	70.5	62.7
27/09/2024	19:36	66.2		69.0	63.0
27/09/2024	19:41	69.8		72.7	66.4
27/09/2024	19:46	68.5		73.3	65.1
27/09/2024	19:51	64.3		69.7	61.8
27/09/2024	19:56	69.0		72.1	64.8
27/09/2024	20:01	67.6	67.8	71.2	63.0
27/09/2024	20:06	67.7		72.7	65.9
27/09/2024	20:11	65.4		69.8	61.4
27/09/2024	20:16	67.4		71.1	63.5
27/09/2024	20:21	68.8		73.8	66.2
27/09/2024	20:26	68.9		71.9	65.6
27/09/2024	20:31	66.6	68.1	71.8	62.4
27/09/2024	20:36	67.5		70.8	63.2
27/09/2024	20:41	68.6		72.3	63.5
27/09/2024	20:46	67.2		69.7	63.2
27/09/2024	20:51	68.5		71.5	64.4
27/09/2024	20:56	69.4		73.6	65.3
27/09/2024	21:01	66.1	68.6	71.1	62.7
27/09/2024	21:06	69.3		74.0	64.8
27/09/2024	21:11	68.0		70.9	64.8
27/09/2024	21:16	67.6		70.8	64.9
27/09/2024	21:21	69.1		71.6	65.6
27/09/2024	21:26	70.2		75.1	65.7
27/09/2024	21:31	67.5	66.2	71.4	63.7
27/09/2024	21:36	66.6		69.0	62.6
27/09/2024	21:41	68.1		71.9	63.7
27/09/2024	21:46	65.8		70.6	61.8
27/09/2024	21:51	64.2		67.9	61.1
27/09/2024	21:56	62.9		65.4	58.4
27/09/2024	22:01	66.8	65.1	68.8	63.3
27/09/2024	22:06	62.6		67.1	59.8
27/09/2024	22:11	65.2		68.0	61.3
27/09/2024	22:16	63.6		68.0	59.2
27/09/2024	22:21	65.1		66.9	61.9
27/09/2024	22:26	66.1		69.9	61.1
27/09/2024	22:31	65.2	63.0	69.2	61.9
27/09/2024	22:36	64.3		67.3	61.7
27/09/2024	22:41	62.7		65.3	59.9
27/09/2024	22:46	62.2		66.7	59.4
27/09/2024	22:51	61.7		64.0	56.8
27/09/2024	22:56	59.4		61.4	56.2
		Mean	66.7		
		Maximum	68.6		
		Minimum	63.0		

Summary of Noise Monitoring Results during 19:00 - 23:00 at CM32	
	Leq (30mins)
Mean	57.0
Maximum	68.6
Minimum	45.7

Station: CM32

Date	Start Time	Leq (5mins)	Leq (30mins)	L10 (5mins)	L90 (5mins)
14/09/2024	23:01	52.1	50.4	55.9	48.9
14/09/2024	23:06	50.8		54.9	48.4
14/09/2024	23:11	50.0		54.9	47.1
14/09/2024	23:16	50.0		54.5	46.7
14/09/2024	23:21	50.6		53.6	47.1
14/09/2024	23:26	50.3		54.8	46.7
14/09/2024	23:31	50.5	51.4	54.5	46.9
14/09/2024	23:36	50.7		52.5	46.9
14/09/2024	23:41	52.2		54.6	49.1
14/09/2024	23:46	52.1		54.4	48.9
14/09/2024	23:51	51.2		54.6	48.8
14/09/2024	23:56	51.4		54.5	48.8
		Mean	50.9		
		Maximum	51.4		
		Minimum	50.4		

Date	Start Time	Leq (5mins)	Leq (30mins)	L10 (5mins)	L90 (5mins)
15/09/2024	0:01	50.8	52.5	52.9	47.4
15/09/2024	0:06	49.9		52.7	47.9
15/09/2024	0:11	54.2		57.3	52.2
15/09/2024	0:16	52.7		54.2	49.5
15/09/2024	0:21	54.3		56.9	51.8
15/09/2024	0:26	50.7		53.9	47.1
15/09/2024	0:31	49.8	50.4	53.1	47.1
15/09/2024	0:36	51.0		53.2	46.5
15/09/2024	0:41	50.6		53.6	49.0
15/09/2024	0:46	50.1		53.2	46.5
15/09/2024	0:51	50.6		53.8	48.2
15/09/2024	0:56	50.0		51.9	47.6
15/09/2024	1:01	50.9	54.6	52.5	47.6
15/09/2024	1:06	50.3		53.0	46.7
15/09/2024	1:11	58.0		60.3	55.0
15/09/2024	1:16	52.4		55.0	48.6
15/09/2024	1:21	52.9		55.5	50.1
15/09/2024	1:26	57.0		58.6	53.7
15/09/2024	1:31	50.2	50.6	51.6	49.0
15/09/2024	1:36	50.5		52.6	47.4
15/09/2024	1:41	49.6		51.9	47.7
15/09/2024	1:46	50.4		52.2	46.6
15/09/2024	1:51	51.4		53.7	48.7
15/09/2024	1:56	51.3		54.3	48.8
15/09/2024	2:01	49.4	48.9	51.4	46.7
15/09/2024	2:06	49.2		51.1	47.4
15/09/2024	2:11	49.4		52.6	46.9
15/09/2024	2:16	49.7		50.8	46.9
15/09/2024	2:21	48.4		50.8	47.2
15/09/2024	2:26	47.0		48.7	46.0
15/09/2024	2:31	48.1	48.0	50.6	46.6
15/09/2024	2:36	47.7		50.7	46.5
15/09/2024	2:41	48.3		50.6	45.7
15/09/2024	2:46	48.4		51.4	47.1
15/09/2024	2:51	48.3		50.4	46.2
15/09/2024	2:56	47.4		49.7	45.3
15/09/2024	3:01	47.7	47.8	48.3	46.2
15/09/2024	3:06	48.0		49.2	46.3
15/09/2024	3:11	48.3		50.6	46.5
15/09/2024	3:16	47.1		49.8	46.4
15/09/2024	3:21	48.3		49.9	46.6
15/09/2024	3:26	47.2		49.0	46.2
15/09/2024	3:31	47.4	47.2	49.9	45.9
15/09/2024	3:36	46.9		50.1	45.3
15/09/2024	3:41	47.2		48.4	45.4
15/09/2024	3:46	47.8		49.0	45.3
15/09/2024	3:51	46.6		48.5	45.1
15/09/2024	3:56	46.9		48.0	45.0
15/09/2024	4:01	46.7	47.7	49.5	45.3
15/09/2024	4:06	46.9		48.9	44.8
15/09/2024	4:11	49.5		50.8	47.9
15/09/2024	4:16	48.3		49.6	46.7
15/09/2024	4:21	47.6		49.6	46.2
15/09/2024	4:26	46.2		47.6	45.2
15/09/2024	4:31	46.6	46.4	47.7	45.4
15/09/2024	4:36	45.9		48.1	44.7
15/09/2024	4:41	46.4		48.0	45.1
15/09/2024	4:46	48.2		49.0	46.9
15/09/2024	4:51	45.2		47.2	44.1
15/09/2024	4:56	45.4		46.8	43.7
15/09/2024	5:01	46.1	45.9	46.8	44.2
15/09/2024	5:06	46.1		46.5	44.4
15/09/2024	5:11	45.6		46.3	43.8
15/09/2024	5:16	46.1		47.4	44.2
15/09/2024	5:21	45.1		46.7	44.1
15/09/2024	5:26	46.2		47.2	44.0
15/09/2024	5:31	45.5	46.1	46.5	44.3
15/09/2024	5:36	46.4		47.2	44.7
15/09/2024	5:41	46.1		46.5	43.9
15/09/2024	5:46	45.5		46.5	44.2
15/09/2024	5:51	46.5		47.7	44.8
15/09/2024	5:56	46.7		47.3	45.0
15/09/2024	6:01	45.9	46.2	47.6	44.8
15/09/2024	6:06	46.1		46.6	44.0
15/09/2024	6:11	45.6		47.3	44.9
15/09/2024	6:16	46.0		48.2	45.5
15/09/2024	6:21	46.2		48.0	45.0
15/09/2024	6:26	47.1		48.0	45.3
15/09/2024	6:31	46.4	46.3	47.5	44.5
15/09/2024	6:36	46.5		47.7	45.6
15/09/2024	6:41	46.0		47.8	45.6
15/09/2024	6:46	46.5		47.3	44.6
15/09/2024	6:51	46.2		47.7	45.0
15/09/2024	6:56	46.2		47.6	44.7

15/09/2024	23:01	53.2	53.3	57.3	49.3
15/09/2024	23:06	51.2		55.3	48.2
15/09/2024	23:11	51.4		55.9	47.6
15/09/2024	23:16	54.0		57.6	51.1
15/09/2024	23:21	54.3		56.9	50.5
15/09/2024	23:26	54.5		56.6	51.2
15/09/2024	23:31	53.2	52.2	57.0	49.3
15/09/2024	23:36	52.4		56.3	48.4
15/09/2024	23:41	51.6		54.5	48.4
15/09/2024	23:46	53.3		56.7	48.3
15/09/2024	23:51	52.7		54.4	49.8
15/09/2024	23:56	48.9		53.1	46.3
		Mean	49.0		
		Maximum	54.6		
		Minimum	45.9		

Station: CM32

Date	Start Time	Leq (5mins)	Leq (30mins)	L10 (5mins)	L90 (5mins)
16/09/2024	0:01	50.3		52.8	47.5
16/09/2024	0:06	48.6		51.8	46.0
16/09/2024	0:11	49.0	50.2	52.0	46.8
16/09/2024	0:16	51.0		53.8	48.2
16/09/2024	0:21	50.9		54.2	47.8
16/09/2024	0:26	51.0		53.7	47.7
16/09/2024	0:31	50.1		53.0	48.3
16/09/2024	0:36	50.7		53.4	47.0
16/09/2024	0:41	50.1	50.5	52.8	48.5
16/09/2024	0:46	51.0		55.3	48.0
16/09/2024	0:51	51.5		53.8	49.9
16/09/2024	0:56	49.3		51.5	46.5
16/09/2024	1:01	47.6		50.6	45.4
16/09/2024	1:06	49.3		52.5	46.4
16/09/2024	1:11	47.8	47.8	50.2	45.8
16/09/2024	1:16	48.3		51.4	44.5
16/09/2024	1:21	47.3		49.9	44.3
16/09/2024	1:26	46.1		49.0	42.5
16/09/2024	1:31	49.1		51.3	47.2
16/09/2024	1:36	48.5		51.7	46.8
16/09/2024	1:41	47.1	47.7	48.5	44.8
16/09/2024	1:46	45.8		48.7	44.0
16/09/2024	1:51	48.5		51.7	46.1
16/09/2024	1:56	45.9		46.8	43.0
16/09/2024	2:01	46.3		50.0	45.1
16/09/2024	2:06	45.3		48.1	44.0
16/09/2024	2:11	46.4	46.8	49.6	44.9
16/09/2024	2:16	47.3		48.9	44.0
16/09/2024	2:21	48.1		50.9	45.0
16/09/2024	2:26	46.8		49.0	43.7
16/09/2024	2:31	49.0		50.8	47.6
16/09/2024	2:36	47.1		49.2	45.7
16/09/2024	2:41	46.1	47.6	50.0	44.0
16/09/2024	2:46	47.1		50.5	44.7
16/09/2024	2:51	47.1		49.4	45.2
16/09/2024	2:56	48.6		51.2	46.5
16/09/2024	3:01	46.7		49.2	45.5
16/09/2024	3:06	48.9		50.7	46.3
16/09/2024	3:11	48.3	47.2	50.8	46.0
16/09/2024	3:16	46.2		48.2	44.4
16/09/2024	3:21	46.4		48.7	44.9
16/09/2024	3:26	46.1		48.6	45.0
16/09/2024	3:31	45.5		47.1	42.6
16/09/2024	3:36	47.1		49.4	45.2
16/09/2024	3:41	45.3	46.2	47.9	43.6
16/09/2024	3:46	46.7		48.9	44.5
16/09/2024	3:51	46.5		47.8	44.9
16/09/2024	3:56	45.7		47.9	44.3
16/09/2024	4:01	45.8		47.5	43.8
16/09/2024	4:06	46.5		48.0	45.0
16/09/2024	4:11	46.7	46.6	47.7	44.8
16/09/2024	4:16	47.5		48.9	44.9
16/09/2024	4:21	46.1		48.9	45.8
16/09/2024	4:26	46.6		48.1	44.4
16/09/2024	4:31	47.3		49.4	46.4
16/09/2024	4:36	48.1		49.5	46.6
16/09/2024	4:41	47.8	47.1	50.0	45.8
16/09/2024	4:46	47.6		48.9	45.9
16/09/2024	4:51	45.3		47.6	44.0
16/09/2024	4:56	45.9		46.9	44.7
16/09/2024	5:01	46.3		47.7	43.7
16/09/2024	5:06	45.7		47.2	44.5
16/09/2024	5:11	45.5	45.8	47.9	44.1
16/09/2024	5:16	45.8		47.7	44.8
16/09/2024	5:21	45.0		47.5	44.6
16/09/2024	5:26	46.2		46.6	45.1
16/09/2024	5:31	46.1		47.9	44.8
16/09/2024	5:36	45.5		47.3	44.8
16/09/2024	5:41	45.9	45.9	47.2	44.3
16/09/2024	5:46	45.7		47.0	43.8
16/09/2024	5:51	45.6		47.8	45.3
16/09/2024	5:56	46.5		47.5	44.5
16/09/2024	6:01	47.0		48.2	44.9
16/09/2024	6:06	46.5		47.1	44.9
16/09/2024	6:11	46.6	46.4	48.5	44.7
16/09/2024	6:16	46.4		47.8	44.3
16/09/2024	6:21	45.6		47.5	44.6
16/09/2024	6:26	46.4		47.1	44.0
16/09/2024	6:31	45.6		47.6	44.9
16/09/2024	6:36	45.3		47.2	44.8
16/09/2024	6:41	46.2	45.4	46.4	44.2
16/09/2024	6:46	46.8		47.3	45.9
16/09/2024	6:51	43.1		43.8	41.7
16/09/2024	6:56	44.9		46.0	42.7
16/09/2024	23:01	55.2		57.0	50.6
16/09/2024	23:06	57.2		59.7	52.5
16/09/2024	23:11	54.8		58.7	51.3
16/09/2024	23:16	55.6	55.6	59.4	51.9
16/09/2024	23:21	54.2		58.3	50.8
16/09/2024	23:26	55.8		57.9	52.8
16/09/2024	23:31	56.3		59.8	53.0
16/09/2024	23:36	55.8		59.9	52.5
16/09/2024	23:41	53.7	54.9	58.7	50.9
16/09/2024	23:46	54.6		57.4	50.6
16/09/2024	23:51	54.3		57.8	50.6
16/09/2024	23:56	53.9		58.0	51.1
		Mean	48.2		
		Maximum	55.6		
		Minimum	45.4		

Date	Start Time	Leq (5mins)	Leq (30mins)	L10 (5mins)	L90 (5mins)
17/09/2024	0:01	53.9		57.3	50.6
17/09/2024	0:06	52.4		55.7	50.6
17/09/2024	0:11	52.4	53.2	56.4	49.0
17/09/2024	0:16	50.8		55.5	48.7
17/09/2024	0:21	54.0		57.7	51.0
17/09/2024	0:26	54.4		58.0	51.2
17/09/2024	0:31	51.0		53.8	48.1
17/09/2024	0:36	53.5		56.7	51.7
17/09/2024	0:41	54.5	52.2	56.5	50.7
17/09/2024	0:46	51.1		53.6	47.7
17/09/2024	0:51	51.3		54.0	49.5
17/09/2024	0:56	49.8		51.6	46.4
17/09/2024	1:01	51.0		53.0	49.6
17/09/2024	1:06	48.5		51.9	46.1
17/09/2024	1:11	48.8	49.8	50.5	46.2
17/09/2024	1:16	50.1		53.2	47.6
17/09/2024	1:21	50.8		54.3	49.5
17/09/2024	1:26	49.1		52.0	46.4
17/09/2024	1:31	49.5		51.2	45.6
17/09/2024	1:36	50.0		52.4	48.0
17/09/2024	1:41	50.9	49.3	53.5	48.0
17/09/2024	1:46	48.4		51.4	46.6
17/09/2024	1:51	47.4		49.7	45.8
17/09/2024	1:56	48.7		51.1	44.8
17/09/2024	2:01	48.2		51.0	45.2
17/09/2024	2:06	47.7		49.3	44.2
17/09/2024	2:11	46.9	47.9	48.2	45.0
17/09/2024	2:16	49.3		50.2	45.8
17/09/2024	2:21	46.4		47.9	44.2
17/09/2024	2:26	48.1		50.9	45.2
17/09/2024	2:31	45.9		48.7	44.0
17/09/2024	2:36	48.1		50.0	45.4
17/09/2024	2:41	47.5	46.8	50.1	46.1
17/09/2024	2:46	46.1		48.5	43.6
17/09/2024	2:51	46.6		48.0	45.4
17/09/2024	2:56	46.2		48.0	44.5
17/09/2024	3:01	44.8		47.4	43.9
17/09/2024	3:06	45.7		47.9	43.5
17/09/2024	3:11	46.9	45.9	47.9	44.7
17/09/2024	3:16	45.9		47.3	44.3
17/09/2024	3:21	45.8		48.1	44.7
17/09/2024	3:26	45.8		48.4	43.5
17/09/2024	3:31	46.2		47.4	44.6
17/09/2024	3:36	44.9		47.0	43.4
17/09/2024	3:41	46.7	46.9	49.3	44.8
17/09/2024	3:46	46.8		48.2	44.5
17/09/2024	3:51	48.0		49.1	45.6
17/09/2024	3:56	47.9		49.2	45.9
17/09/2024	4:01	46.9		49.0	45.9
17/09/2024	4:06	47.7		49.2	46.5
17/09/2024	4:11	47.7	47.5	48.9	45.9
17/09/2024	4:16	46.8		49.0	45.3
17/09/2024	4:21	47.8		49.5	46.3
17/09/2024	4:26	47.8		49.3	45.3
17/09/2024	4:31	46.6		47.9	45.8
17/09/2024	4:36	47.1		48.7	45.2
17/09/2024	4:41	47.3	46.6	49.1	44.6
17/09/2024	4:46	47.2		48.6	46.0
17/09/2024	4:51	45.6		47.4	44.5
17/09/2024	4:56	45.8		47.4	43.9
17/09/2024	5:01	45.4		46.9	44.1
17/09/2024	5:06	46.8		47.2	44.7
17/09/2024	5:11	46.6	46.2	48.1	45.0
17/09/2024	5:16	45.5		46.8	44.2
17/09/2024	5:21	46.5		47.2	44.7
17/09/2024	5:26	46.0		47.2	43.7
17/09/2024	5:31	46.6		48.0	44.7
17/09/2024	5:36	45.9		47.9	45.1
17/09/2024	5:41	46.0	45.8	47.7	44.4
17/09/2024	5:46	45.5		47.7	43.6
17/09/2024	5:51	45.4		47.2	44.4
17/09/2024	5:56	45.5		47.7	44.5
17/09/2024	6:01	45.8		47.2	44.4
17/09/2024	6:06	45.7		47.5	44.2
17/09/2024	6:11	45.7	45.9	47.9	43.9
17/09/2024	6:16	45.8		46.7	44.6
17/09/2024	6:21	46.3		47.5	45.2
17/09/2024	6:26	46.3		47.1	43.8
17/09/2024	6:31	45.1		45.9	43.5
17/09/2024	6:36	45.1		46.2	43.6
17/09/2024	6:41	45.8	45.5	47.2	44.3
17/09/2024	6:46	46.2		46.9	44.1
17/09/2024	6:51	45.9		47.0	44.0
17/09/2024	6:56	45.1		47.4	44.5
17/09/2024	23:01	62.9		68.1	58.9
17/09/2024	23:06	60.7		65.3	57.6
17/09/2024	23:11	62.9	62.8	67.7	60.4
17/09/2024	23:16	61.3		65.3	57.8
17/09/2024	23:21	65.0		68.8	62.8
17/09/2024	23:26	62.4		65.3	59.2
17/09/2024	23:31	61.0		65.6	57.3
17/09/2024	23:36	61.6		65.6	58.8
17/09/2024	23:41	61.4	61.8	63.9	56.2
17/09/2024	23:46	63.5		68.9	60.2
17/09/2024	23:51	61.8		66.1	57.6
17/09/2024	23:56	61.0		64.6	57.4
		Mean	49.6		
		Maximum	62.8		
		Minimum	45.5		

Station: CM32

Date	Start Time	Leq (5mins)	Leq (30mins)	L10 (5mins)	L90 (5mins)
18/09/2024	0:01	62.4		66.9	57.9
18/09/2024	0:06	60.1		64.0	57.3
18/09/2024	0:11	58.3	59.9	61.3	55.0
18/09/2024	0:16	57.7		61.0	55.0
18/09/2024	0:21	59.4		63.5	56.9
18/09/2024	0:26	59.9		63.1	55.3
18/09/2024	0:31	60.2		64.3	57.9
18/09/2024	0:36	61.5		64.9	57.2
18/09/2024	0:41	60.5	60.3	64.1	56.4
18/09/2024	0:46	60.2		61.9	55.3
18/09/2024	0:51	59.0		62.4	54.1
18/09/2024	0:56	59.8		63.5	56.8
18/09/2024	1:01	57.9		60.8	54.1
18/09/2024	1:06	55.9		60.3	54.2
18/09/2024	1:11	55.4	55.9	57.3	51.0
18/09/2024	1:16	53.5		56.3	50.5
18/09/2024	1:21	55.8		60.1	51.4
18/09/2024	1:26	55.6		58.7	52.5
18/09/2024	1:31	56.5		59.9	52.3
18/09/2024	1:36	55.5		58.9	50.2
18/09/2024	1:41	55.4	55.4	59.0	50.9
18/09/2024	1:46	54.4		58.4	50.7
18/09/2024	1:51	56.0		58.4	53.7
18/09/2024	1:56	54.1		57.0	50.7
18/09/2024	2:01	57.2		60.2	53.5
18/09/2024	2:06	51.7		53.9	48.9
18/09/2024	2:11	52.6	54.0	56.1	49.8
18/09/2024	2:16	53.8		58.0	50.7
18/09/2024	2:21	53.0		55.6	51.5
18/09/2024	2:26	53.6		57.1	51.8
18/09/2024	2:31	54.5		57.8	51.7
18/09/2024	2:36	51.5		55.2	49.6
18/09/2024	2:41	52.4	53.1	56.3	48.8
18/09/2024	2:46	52.7		55.9	48.8
18/09/2024	2:51	54.1		56.6	52.2
18/09/2024	2:56	52.4		55.4	50.2
18/09/2024	3:01	53.9		57.3	51.9
18/09/2024	3:06	50.2		52.9	47.3
18/09/2024	3:11	48.4	51.3	51.4	46.8
18/09/2024	3:16	51.6		54.6	47.9
18/09/2024	3:21	49.9		53.1	48.2
18/09/2024	3:26	51.5		53.9	49.6
18/09/2024	3:31	49.1		51.8	46.0
18/09/2024	3:36	51.2		53.9	48.8
18/09/2024	3:41	49.6	50.2	51.9	45.8
18/09/2024	3:46	49.9		53.3	48.5
18/09/2024	3:51	49.9		51.8	47.7
18/09/2024	3:56	50.9		54.0	49.6
18/09/2024	4:01	51.2		53.2	48.8
18/09/2024	4:06	47.7		50.4	46.0
18/09/2024	4:11	48.8	48.4	50.8	46.6
18/09/2024	4:16	47.0		48.4	45.5
18/09/2024	4:21	47.3		49.5	44.1
18/09/2024	4:26	46.6		48.9	43.1
18/09/2024	4:31	47.5		49.6	46.3
18/09/2024	4:36	47.7		49.8	44.9
18/09/2024	4:41	46.9	47.5	49.1	44.3
18/09/2024	4:46	47.2		48.5	45.4
18/09/2024	4:51	47.2		48.4	45.8
18/09/2024	4:56	48.3		51.1	46.4
18/09/2024	5:01	46.4		49.2	44.0
18/09/2024	5:06	45.2		48.0	43.6
18/09/2024	5:11	46.7	46.0	48.1	45.0
18/09/2024	5:16	46.1		47.3	44.0
18/09/2024	5:21	45.6		46.7	44.0
18/09/2024	5:26	45.9		47.0	44.4
18/09/2024	5:31	46.6		48.5	45.1
18/09/2024	5:36	47.2		48.7	44.8
18/09/2024	5:41	45.3	46.3	47.2	43.5
18/09/2024	5:46	46.5		48.4	44.1
18/09/2024	5:51	46.7		47.4	45.3
18/09/2024	5:56	44.8		46.2	43.8
18/09/2024	6:01	45.6		48.0	44.3
18/09/2024	6:06	47.3		49.8	46.1
18/09/2024	6:11	47.5	47.2	48.6	45.7
18/09/2024	6:16	47.4		48.7	45.1
18/09/2024	6:21	47.2		49.2	45.7
18/09/2024	6:26	48.0		48.9	45.3
18/09/2024	6:31	47.8		48.5	46.6
18/09/2024	6:36	47.2		49.6	46.9
18/09/2024	6:41	48.0	48.5	50.1	46.6
18/09/2024	6:46	46.9		48.8	46.2
18/09/2024	6:51	49.9		51.4	48.5
18/09/2024	6:56	49.9		51.9	48.8

18/09/2024	23:01	64.9		69.1	58.5
18/09/2024	23:06	60.5		63.8	54.1
18/09/2024	23:11	63.4		67.0	55.9
18/09/2024	23:16	63.8	63.7	68.1	58.0
18/09/2024	23:21	63.5		66.2	55.7
18/09/2024	23:26	64.8		68.8	59.1
18/09/2024	23:31	65.1		67.3	58.0
18/09/2024	23:36	61.7		64.5	54.2
18/09/2024	23:41	62.2	61.8	65.3	54.1
18/09/2024	23:46	60.2		63.8	52.0
18/09/2024	23:51	60.2		64.4	53.7
18/09/2024	23:56	58.2		60.4	55.2
		Mean	53.1		
		Maximum	63.7		
		Minimum	46.0		

Date	Start Time	Leq (5mins)	Leq (30mins)	L10 (5mins)	L90 (5mins)
19/09/2024	0:01	47.5		52.4	45.0
19/09/2024	0:06	47.6		51.6	43.7
19/09/2024	0:11	54.1	51.9	58.5	50.7
19/09/2024	0:16	51.2		54.8	45.7
19/09/2024	0:21	47.6		51.8	44.0
19/09/2024	0:26	55.7		58.7	52.7
19/09/2024	0:31	62.9		67.0	60.2
19/09/2024	0:36	50.7		54.4	48.1
19/09/2024	0:41	52.0	56.5	55.3	49.0
19/09/2024	0:46	47.7		51.0	44.7
19/09/2024	0:51	53.0		57.0	51.4
19/09/2024	0:56	53.2		57.6	49.4
19/09/2024	1:01	50.4		53.5	47.6
19/09/2024	1:06	51.2		55.0	48.9
19/09/2024	1:11	50.2	49.8	53.7	46.6
19/09/2024	1:16	49.8		52.0	45.9
19/09/2024	1:21	47.9		50.4	44.9
19/09/2024	1:26	48.2		51.9	43.9
19/09/2024	1:31	48.6		52.9	45.7
19/09/2024	1:36	49.7		52.4	46.1
19/09/2024	1:41	48.5	49.4	52.5	45.0
19/09/2024	1:46	49.2		52.5	46.6
19/09/2024	1:51	48.3		52.2	46.3
19/09/2024	1:56	51.2		54.1	48.8
19/09/2024	2:01	52.0		55.4	49.4
19/09/2024	2:06	54.1		56.0	50.7
19/09/2024	2:11	52.9	55.0	56.1	50.0
19/09/2024	2:16	56.9		58.3	54.1
19/09/2024	2:21	55.9		57.6	53.0
19/09/2024	2:26	56.3		59.4	52.8
19/09/2024	2:31	52.4		54.8	49.6
19/09/2024	2:36	52.2		56.2	49.2
19/09/2024	2:41	52.7	53.1	55.6	49.8
19/09/2024	2:46	54.9		58.4	52.9
19/09/2024	2:51	52.8		55.5	50.3
19/09/2024	2:56	52.9		55.0	49.9
19/09/2024	3:01	49.7		52.5	47.8
19/09/2024	3:06	50.7		54.2	49.2
19/09/2024	3:11	51.8	52.5	53.4	47.9
19/09/2024	3:16	53.3		56.3	49.9
19/09/2024	3:21	55.4		57.6	52.4
19/09/2024	3:26	51.7		53.7	48.4
19/09/2024	3:31	51.5		54.2	48.8
19/09/2024	3:36	50.8		54.5	49.0
19/09/2024	3:41	51.6	50.7	54.6	48.6
19/09/2024	3:46	49.8		53.0	46.9
19/09/2024	3:51	51.5		52.9	49.0
19/09/2024	3:56	48.6		49.8	45.6
19/09/2024	4:01	49.0		51.6	46.3
19/09/2024	4:06	47.6		49.1	45.1
19/09/2024	4:11	47.3	47.9	49.5	44.4
19/09/2024	4:16	47.7		49.8	44.5
19/09/2024	4:21	48.2		50.4	45.9
19/09/2024	4:26	47.2		49.3	45.0
19/09/2024	4:31	48.0		49.1	45.0
19/09/2024	4:36	46.9		49.8	45.1
19/09/2024	4:41	46.4	47.3	49.2	45.0
19/09/2024	4:46	47.4		48.9	44.1
19/09/2024	4:51	47.2		48.8	45.2
19/09/2024	4:56	47.8		49.7	46.2
19/09/2024	5:01	47.4		49.3	46.0
19/09/2024	5:06	47.1		49.4	46.6
19/09/2024	5:11	48.9	48.2	50.6	46.9
19/09/2024	5:16	49.1		49.9	47.6
19/09/2024	5:21	49.0		51.5	46.7
19/09/2024	5:26	47.5		49.8	45.9
19/09/2024	5:31	47.3		49.8	45.9
19/09/2024	5:36	47.9		49.5	45.4
19/09/2024	5:41	48.0	47.7	49.4	45.2
19/09/2024	5:46	48.2		50.0	47.1
19/09/2024	5:51	46.9		48.2	45.8
19/09/2024	5:56	47.8		49.8	46.0
19/09/2024	6:01	47.1		48.3	45.4
19/09/2024	6:06	46.5		47.8	45.3
19/09/2024	6:11	46.7	46.7	48.2	45.0
19/09/2024	6:16	46.8		47.5	44.4
19/09/2024	6:21	46.8		47.3	45.4
19/09/2024	6:26	46.4		47.5	44.1
19/09/2024	6:31	46.9		48.3	43.9
19/09/2024	6:36	46.5		48.4	45.2
19/09/2024	6:41	45.9	46.4	47.4	44.7
19/09/2024	6:46	46.2		47.5	44.6
19/09/2024	6:51	46.2		48.3	45.1
19/09/2024	6:56	46.5		47.3	44.0

19/09/2024	23:01	45.9		47.8	44.7
19/09/2024	23:06	45.4		47.3	44.7
19/09/2024	23:11	46.4	45.8	47.6	45.1
19/09/2024	23:16	46.1		46.8	44.0
19/09/2024	23:21	45.4		47.0	44.5
19/09/2024	23:26	45.5		47.2	44.6
19/09/2024	23:31	45.8		47.4	44.3
19/09/2024	23:36	46.8		48.2	44.9
19/09/2024	23:41	45.4	46.0	47.4	44.7
19/09/2024	23:46	46.3		47.1	44.7
19/09/2024	23:51	45.7		46.8	44.8
19/09/2024	23:56	45.6		46.7	44.4
		Mean	49.7		
		Maximum	56.5		
		Minimum	45.8		

Date	Start Time	Leq (5mins)	Leq (30mins)	L10 (5mins)	L90 (5mins)
20/09/2024	0:01	45.6		46.6	44.7
20/09/2024	0:06	45.7		47.9	44.1
20/09/2024	0:11	46.4	45.9	47.9	45.2
20/09/2024	0:16	45.1		46.8	44.0
20/09/2024	0:21	45.8		47.0	45.5
20/09/2024	0:26	46.5		48.2	44.6
20/09/2024	0:31	46.3		47.1	44.7
20/09/2024	0:36	46.0		46.5	43.4
20/09/2024	0:41	45.5	46.1	47.0	45.3
20/09/2024	0:46	46.2		47.3	44.6
20/09/2024	0:51	45.9		47.4	45.2
20/09/2024	0:56	46.5		48.3	45.5
20/09/2024	1:01	45.9		48.2	44.6
20/09/2024	1:06	46.3		47.8	44.5
20/09/2024	1:11	46.8	46.5	48.2	45.2
20/09/2024	1:16	46.6		48.2	44.9
20/09/2024	1:21	46.8		47.9	44.2
20/09/2024	1:26	46.5		48.3	45.6
20/09/2024	1:31	46.6		47.9	45.6
20/09/2024	1:36	45.8		48.0	44.8
20/09/2024	1:41	45.7	46.1	47.3	44.6
20/09/2024	1:46	46.7		48.0	43.9
20/09/2024	1:51	45.6		46.8	44.7
20/09/2024	1:56	45.9		47.3	44.1
20/09/2024	2:01	46.5		48.3	43.9
20/09/2024	2:06	46.7		48.5	44.6
20/09/2024	2:11	46.5	46.8	48.8	44.3
20/09/2024	2:16	46.2		48.5	45.1
20/09/2024	2:21	46.8		48.6	45.0
20/09/2024	2:26	47.8		50.2	45.1
20/09/2024	2:31	48.2		50.0	45.0
20/09/2024	2:36	47.5		50.3	46.0
20/09/2024	2:41	47.0	47.8	48.4	45.7
20/09/2024	2:46	46.3		48.7	44.5
20/09/2024	2:51	47.6		49.9	45.7
20/09/2024	2:56	49.4		51.3	46.5
20/09/2024	3:01	49.8		51.8	48.1
20/09/2024	3:06	49.4		50.5	47.0
20/09/2024	3:11	49.5	48.9	52.9	47.9
20/09/2024	3:16	48.8		50.9	47.0
20/09/2024	3:21	48.4		50.4	45.5
20/09/2024	3:26	46.7		48.8	45.1
20/09/2024	3:31	48.3		49.8	45.1
20/09/2024	3:36	47.8		49.7	45.1
20/09/2024	3:41	47.1	47.1	49.9	44.9
20/09/2024	3:46	45.7		47.8	42.5
20/09/2024	3:51	46.5		48.1	43.6
20/09/2024	3:56	46.6		49.6	44.8
20/09/2024	4:01	48.1		52.3	45.7
20/09/2024	4:06	47.2		50.7	45.2
20/09/2024	4:11	50.6	49.6	53.3	48.2
20/09/2024	4:16	50.5		53.3	48.1
20/09/2024	4:21	48.6		50.9	46.4
20/09/2024	4:26	51.2		53.8	47.7
20/09/2024	4:31	50.4		52.6	48.3
20/09/2024	4:36	48.7		51.7	46.7
20/09/2024	4:41	46.4	48.6	50.7	43.0
20/09/2024	4:46	48.2		50.6	45.4
20/09/2024	4:51	49.5		53.5	47.4
20/09/2024	4:56	47.1		49.3	44.4
20/09/2024	5:01	51.3		53.6	48.8
20/09/2024	5:06	48.4		51.0	45.2
20/09/2024	5:11	52.5	51.7	55.9	50.3
20/09/2024	5:16	52.1		54.3	48.5
20/09/2024	5:21	52.9		54.9	50.2
20/09/2024	5:26	52.0		54.6	49.8
20/09/2024	5:31	52.4		54.8	49.3
20/09/2024	5:36	50.1		52.7	46.8
20/09/2024	5:41	52.7	52.1	55.1	50.5
20/09/2024	5:46	52.2		55.7	49.5
20/09/2024	5:51	50.8		53.5	49.4
20/09/2024	5:56	53.6		55.3	50.0
20/09/2024	6:01	53.3		54.9	49.9
20/09/2024	6:06	50.4		52.5	47.8
20/09/2024	6:11	55.6	54.7	58.3	53.1
20/09/2024	6:16	55.5		59.0	53.9
20/09/2024	6:21	55.3		58.6	52.9
20/09/2024	6:26	55.9		59.5	52.4
20/09/2024	6:31	54.6		58.1	50.6
20/09/2024	6:36	54.9		58.5	51.8
20/09/2024	6:41	51.8	53.9	54.2	49.5
20/09/2024	6:46	54.2		58.2	51.6
20/09/2024	6:51	51.9		55.1	48.9
20/09/2024	6:56	54.7		57.3	52.2

20/09/2024	23:01	50.3		50.9	49.3
20/09/2024	23:06	49.8		50.6	48.7
20/09/2024	23:11	49.6	49.7	50.6	47.7
20/09/2024	23:16	49.2		51.2	47.9
20/09/2024	23:21	49.9		51.1	48.6
20/09/2024	23:26	49.2		51.0	48.3
20/09/2024	23:31	50.2		52.1	48.3
20/09/2024	23:36	49.6		51.4	48.7
20/09/2024	23:41	49.9	49.7	51.4	47.9
20/09/2024	23:46	49.6		50.5	47.4
20/09/2024	23:51	49.3		51.0	48.6
20/09/2024	23:56	49.4		51.2	47.8
		Mean	49.1		
		Maximum	54.7		
		Minimum	45.9		

Station: CM32

Date	Start Time	Leq (5mins)	Leq (30mins)	L10 (5mins)	L90 (5mins)
21/09/2024	0:01	49.7		51.3	48.1
21/09/2024	0:06	50.4		52.0	49.5
21/09/2024	0:11	50.3	50.2	51.5	48.8
21/09/2024	0:16	50.2		52.1	49.1
21/09/2024	0:21	50.3		51.6	48.9
21/09/2024	0:26	50.0		51.7	49.4
21/09/2024	0:31	50.5		51.8	48.4
21/09/2024	0:36	50.7		51.9	48.8
21/09/2024	0:41	52.7	51.2	54.2	52.1
21/09/2024	0:46	52.4		53.1	51.2
21/09/2024	0:51	50.7		51.6	48.7
21/09/2024	0:56	49.8		52.5	49.0
21/09/2024	1:01	49.9		52.5	48.6
21/09/2024	1:06	50.3		52.1	49.0
21/09/2024	1:11	50.3	50.3	52.1	48.3
21/09/2024	1:16	50.4		51.7	48.5
21/09/2024	1:21	50.3		51.1	48.9
21/09/2024	1:26	50.7		51.7	48.3
21/09/2024	1:31	50.5		52.0	48.8
21/09/2024	1:36	49.8		51.3	48.5
21/09/2024	1:41	50.7	50.3	52.4	49.5
21/09/2024	1:46	49.9		52.4	48.9
21/09/2024	1:51	50.2		51.5	48.2
21/09/2024	1:56	50.7		52.4	49.1
21/09/2024	2:01	49.5		52.4	48.0
21/09/2024	2:06	50.3		51.8	48.8
21/09/2024	2:11	50.6	50.2	52.8	48.4
21/09/2024	2:16	50.6		52.0	47.9
21/09/2024	2:21	49.9		52.2	48.7
21/09/2024	2:26	50.6		53.4	48.3
21/09/2024	2:31	50.7		51.9	48.7
21/09/2024	2:36	50.8		53.0	48.8
21/09/2024	2:41	50.7	50.6	53.0	49.5
21/09/2024	2:46	51.6		53.8	50.3
21/09/2024	2:51	49.7		50.9	47.5
21/09/2024	2:56	50.0		52.2	47.5
21/09/2024	3:01	50.4		53.1	48.0
21/09/2024	3:06	50.6		52.9	49.1
21/09/2024	3:11	52.0	50.3	54.5	50.2
21/09/2024	3:16	49.5		51.4	47.0
21/09/2024	3:21	50.0		52.3	46.8
21/09/2024	3:26	48.9		50.9	46.9
21/09/2024	3:31	51.0		52.7	48.0
21/09/2024	3:36	50.4		52.8	48.4
21/09/2024	3:41	51.5	52.0	53.9	49.1
21/09/2024	3:46	54.2		57.2	52.9
21/09/2024	3:51	52.9		55.9	50.8
21/09/2024	3:56	51.0		54.2	48.9
21/09/2024	4:01	51.7		53.5	49.8
21/09/2024	4:06	51.4		52.9	48.7
21/09/2024	4:11	54.5	52.3	56.3	51.9
21/09/2024	4:16	51.5		53.3	48.0
21/09/2024	4:21	51.1		54.5	49.0
21/09/2024	4:26	52.6		55.2	49.8
21/09/2024	4:31	50.7		53.4	48.1
21/09/2024	4:36	55.4		57.1	51.9
21/09/2024	4:41	52.8	55.2	54.7	50.2
21/09/2024	4:46	56.0		58.6	53.8
21/09/2024	4:51	55.9		58.6	53.0
21/09/2024	4:56	57.5		60.6	55.7
21/09/2024	5:01	55.8		59.0	52.7
21/09/2024	5:06	56.0		59.2	53.2
21/09/2024	5:11	54.0	55.5	57.3	51.5
21/09/2024	5:16	54.7		57.5	52.0
21/09/2024	5:21	56.4		58.7	53.5
21/09/2024	5:26	55.9		58.7	54.1
21/09/2024	5:31	56.1		58.9	53.1
21/09/2024	5:36	56.4		58.9	53.5
21/09/2024	5:41	54.7	57.7	56.9	52.7
21/09/2024	5:46	58.0		61.5	56.4
21/09/2024	5:51	59.5		62.4	56.0
21/09/2024	5:56	59.3		62.0	55.6
21/09/2024	6:01	51.8		54.7	49.8
21/09/2024	6:06	56.2		60.0	54.0
21/09/2024	6:11	52.6	54.0	55.8	49.7
21/09/2024	6:16	52.3		54.7	48.9
21/09/2024	6:21	55.4		57.8	51.5
21/09/2024	6:26	53.9		56.7	50.4
21/09/2024	6:31	54.6		58.2	50.9
21/09/2024	6:36	52.6		56.1	49.8
21/09/2024	6:41	53.8	54.6	56.4	50.6
21/09/2024	6:46	55.1		58.0	52.3
21/09/2024	6:51	55.4		57.5	51.6
21/09/2024	6:56	55.3		58.2	51.5

21/09/2024	23:01	46.1		47.3	44.6
21/09/2024	23:06	46.2		46.9	44.3
21/09/2024	23:11	45.5	45.8	47.2	44.1
21/09/2024	23:16	45.9		46.3	43.9
21/09/2024	23:21	45.7		47.3	44.6
21/09/2024	23:26	45.3		46.7	44.4
21/09/2024	23:31	45.7		47.5	44.2
21/09/2024	23:36	46.0		47.2	44.5
21/09/2024	23:41	46.1	45.6	47.1	44.4
21/09/2024	23:46	45.1		47.3	44.3
21/09/2024	23:51	45.4		46.3	44.2
21/09/2024	23:56	45.6		46.6	43.2
		Mean	51.6		
		Maximum	57.7		
		Minimum	45.6		

Date	Start Time	Leq (5mins)	Leq (30mins)	L10 (5mins)	L90 (5mins)
22/09/2024	0:01	46.1		47.1	44.0
22/09/2024	0:06	45.8		47.6	44.9
22/09/2024	0:11	47.0	46.3	47.7	45.1
22/09/2024	0:16	45.6		47.4	43.9
22/09/2024	0:21	46.5		48.4	45.0
22/09/2024	0:26	46.4		48.7	45.4
22/09/2024	0:31	44.9		46.6	44.2
22/09/2024	0:36	46.2		47.0	44.1
22/09/2024	0:41	46.1	46.1	46.7	44.9
22/09/2024	0:46	46.2		47.0	44.3
22/09/2024	0:51	46.6		47.9	45.4
22/09/2024	0:56	46.2		48.4	44.5
22/09/2024	1:01	46.8		47.7	44.9
22/09/2024	1:06	45.6		47.3	43.4
22/09/2024	1:11	44.4	45.2	45.8	42.8
22/09/2024	1:16	44.3		45.7	42.9
22/09/2024	1:21	45.2		46.2	42.9
22/09/2024	1:26	44.2		45.3	42.5
22/09/2024	1:31	46.8		48.7	45.3
22/09/2024	1:36	44.6		45.1	42.3
22/09/2024	1:41	45.7	45.5	47.0	43.6
22/09/2024	1:46	45.7		47.9	44.8
22/09/2024	1:51	44.8		46.8	42.6
22/09/2024	1:56	45.0		47.7	42.6
22/09/2024	2:01	45.3		46.7	43.6
22/09/2024	2:06	43.6		45.8	41.1
22/09/2024	2:11	44.9	45.7	47.8	43.4
22/09/2024	2:16	46.2		48.9	44.7
22/09/2024	2:21	46.3		48.2	44.4
22/09/2024	2:26	47.1		49.6	45.1
22/09/2024	2:31	45.8		47.6	44.8
22/09/2024	2:36	47.5		49.9	45.9
22/09/2024	2:41	46.6	46.8	48.7	45.3
22/09/2024	2:46	47.9		49.7	46.5
22/09/2024	2:51	46.4		48.7	44.7
22/09/2024	2:56	46.2		48.0	44.7
22/09/2024	3:01	48.8		50.9	45.8
22/09/2024	3:06	46.4		48.6	43.9
22/09/2024	3:11	49.6	48.6	52.4	47.8
22/09/2024	3:16	48.8		51.2	47.0
22/09/2024	3:21	48.8		51.3	46.0
22/09/2024	3:26	48.3		51.2	46.4
22/09/2024	3:31	46.0		48.5	44.0
22/09/2024	3:36	45.9		48.7	44.2
22/09/2024	3:41	48.8	48.5	51.0	46.7
22/09/2024	3:46	48.7		51.0	47.3
22/09/2024	3:51	51.0		52.5	49.2
22/09/2024	3:56	48.2		49.8	46.2
22/09/2024	4:01	47.2		49.8	44.9
22/09/2024	4:06	50.8		53.1	47.3
22/09/2024	4:11	49.0	49.2	52.3	46.3
22/09/2024	4:16	49.9		53.7	47.8
22/09/2024	4:21	48.2		49.7	44.5
22/09/2024	4:26	49.2		52.6	46.7
22/09/2024	4:31	47.0		51.4	45.4
22/09/2024	4:36	50.1		53.1	47.4
22/09/2024	4:41	47.3	50.6	49.7	43.4
22/09/2024	4:46	51.0		54.4	48.3
22/09/2024	4:51	51.6		54.1	48.2
22/09/2024	4:56	53.4		56.0	49.9
22/09/2024	5:01	52.3		55.0	49.5
22/09/2024	5:06	49.7		52.5	47.9
22/09/2024	5:11	52.1	51.4	55.0	50.1
22/09/2024	5:16	50.4		52.3	47.0
22/09/2024	5:21	50.7		53.4	47.3
22/09/2024	5:26	52.6		54.8	50.5
22/09/2024	5:31	53.5		55.4	50.4
22/09/2024	5:36	49.9		52.9	47.3
22/09/2024	5:41	52.3	51.9	54.7	49.6
22/09/2024	5:46	53.3		55.8	50.6
22/09/2024	5:51	50.7		53.5	48.5
22/09/2024	5:56	50.5		53.5	47.1
22/09/2024	6:01	49.7		52.6	47.0
22/09/2024	6:06	50.4		53.7	47.9
22/09/2024	6:11	52.1	52.5	55.1	49.1
22/09/2024	6:16	51.7		55.5	49.5
22/09/2024	6:21	51.7		54.9	48.8
22/09/2024	6:26	56.0		59.4	54.2
22/09/2024	6:31	54.5		57.5	51.3
22/09/2024	6:36	56.0		58.5	53.3
22/09/2024	6:41	53.2	54.0	56.0	50.6
22/09/2024	6:46	54.1		57.5	51.3
22/09/2024	6:51	51.6		55.4	47.7
22/09/2024	6:56	53.4		56.5	50.8

22/09/2024	23:01	47.7		48.8	45.4
22/09/2024	23:06	45.8		47.6	45.4
22/09/2024	23:11	45.6	46.4	47.2	43.8
22/09/2024	23:16	45.8		47.9	45.1
22/09/2024	23:21	46.7		47.2	44.8
22/09/2024	23:26	46.8		48.2	45.1
22/09/2024	23:31	47.5		49.0	45.3
22/09/2024	23:36	46.5		48.6	44.8
22/09/2024	23:41	46.3	46.6	48.3	45.7
22/09/2024	23:46	46.3		47.1	45.3
22/09/2024	23:51	46.6		47.9	44.9
22/09/2024	23:56	45.9		47.8	44.6
		Mean	48.4		
		Maximum	54.0		
		Minimum	45.2		

Date	Start Time	Leq (5mins)	Leq (30mins)	L10 (5mins)	L90 (5mins)
23/09/2024	0:01	46.4		47.7	44.9
23/09/2024	0:06	45.2		46.8	43.7
23/09/2024	0:11	45.3	45.7	47.6	44.5
23/09/2024	0:16	45.2		46.7	44.1
23/09/2024	0:21	46.4		47.3	44.7
23/09/2024	0:26	45.4		48.0	44.0
23/09/2024	0:31	45.7		47.3	44.1
23/09/2024	0:36	45.1		46.5	44.7
23/09/2024	0:41	45.7	45.4	46.6	43.8
23/09/2024	0:46	45.8		46.1	43.3
23/09/2024	0:51	44.8		46.5	44.4
23/09/2024	0:56	45.3		46.6	44.5
23/09/2024	1:01	45.7		46.9	44.2
23/09/2024	1:06	45.9		46.7	43.9
23/09/2024	1:11	45.6	46.0	46.2	44.3
23/09/2024	1:16	46.3		47.9	43.9
23/09/2024	1:21	46.1		47.3	44.7
23/09/2024	1:26	46.5		47.2	44.7
23/09/2024	1:31	45.9		46.4	44.0
23/09/2024	1:36	45.3		46.4	44.3
23/09/2024	1:41	45.7	45.6	46.7	44.3
23/09/2024	1:46	45.2		46.4	43.6
23/09/2024	1:51	45.5		46.9	44.6
23/09/2024	1:56	45.8		47.2	44.6
23/09/2024	2:01	46.1		48.0	45.8
23/09/2024	2:06	47.0		49.4	45.9
23/09/2024	2:11	47.5	46.6	48.7	46.2
23/09/2024	2:16	45.9		48.0	45.5
23/09/2024	2:21	46.3		47.7	44.6
23/09/2024	2:26	46.4		47.6	45.1
23/09/2024	2:31	46.1		46.9	44.7
23/09/2024	2:36	46.7		47.4	45.5
23/09/2024	2:41	47.0	46.5	47.5	45.2
23/09/2024	2:46	47.1		48.5	44.2
23/09/2024	2:51	45.9		47.2	44.8
23/09/2024	2:56	46.3		47.9	43.6
23/09/2024	3:01	46.5		47.9	44.2
23/09/2024	3:06	45.8		47.0	44.5
23/09/2024	3:11	45.9	46.3	48.0	44.9
23/09/2024	3:16	47.1		47.7	45.1
23/09/2024	3:21	46.4		48.3	44.0
23/09/2024	3:26	45.9		48.0	44.4
23/09/2024	3:31	45.9		47.5	44.2
23/09/2024	3:36	45.9		48.7	44.7
23/09/2024	3:41	46.1	46.2	47.9	44.8
23/09/2024	3:46	46.3		48.3	44.9
23/09/2024	3:51	46.6		48.8	44.5
23/09/2024	3:56	46.4		48.4	44.6
23/09/2024	4:01	46.9		49.3	45.4
23/09/2024	4:06	48.7		50.9	46.6
23/09/2024	4:11	49.9	48.7	52.0	47.8
23/09/2024	4:16	49.0		50.0	46.0
23/09/2024	4:21	48.4		50.3	47.2
23/09/2024	4:26	48.7		50.7	46.6
23/09/2024	4:31	48.3		50.0	46.1
23/09/2024	4:36	48.3		49.5	45.9
23/09/2024	4:41	46.8	48.4	49.4	44.9
23/09/2024	4:46	47.4		49.6	45.0
23/09/2024	4:51	49.8		52.1	46.7
23/09/2024	4:56	49.1		51.5	45.0
23/09/2024	5:01	53.8		57.0	51.3
23/09/2024	5:06	53.3		55.7	50.0
23/09/2024	5:11	49.6	52.7	52.9	46.9
23/09/2024	5:16	52.7		55.9	49.4
23/09/2024	5:21	51.4		53.0	49.1
23/09/2024	5:26	54.1		57.1	50.3
23/09/2024	5:31	54.2		56.4	51.6
23/09/2024	5:36	51.9		55.4	49.0
23/09/2024	5:41	54.7	53.6	57.7	51.5
23/09/2024	5:46	52.6		55.4	49.9
23/09/2024	5:51	55.0		56.3	51.1
23/09/2024	5:56	52.5		55.3	49.1
23/09/2024	6:01	56.6		59.6	53.0
23/09/2024	6:06	53.6		56.7	50.7
23/09/2024	6:11	55.7	54.2	57.8	52.5
23/09/2024	6:16	55.4		58.6	52.7
23/09/2024	6:21	50.0		53.7	47.3
23/09/2024	6:26	49.3		52.7	45.6
23/09/2024	6:31	49.1		51.5	47.2
23/09/2024	6:36	52.4		55.4	49.5
23/09/2024	6:41	62.1	59.1	63.5	58.4
23/09/2024	6:46	59.6		62.9	55.6
23/09/2024	6:51	61.2		64.7	57.5
23/09/2024	6:56	58.7		61.2	56.6

23/09/2024	23:01	49.4		51.4	46.2
23/09/2024	23:06	50.2		53.3	48.3
23/09/2024	23:11	49.1	49.7	51.3	45.9
23/09/2024	23:16	50.1		52.5	48.6
23/09/2024	23:21	49.7		51.7	45.9
23/09/2024	23:26	49.6		51.8	46.7
23/09/2024	23:31	49.1		50.4	47.0
23/09/2024	23:36	48.7		50.6	45.9
23/09/2024	23:41	49.7	49.0	52.2	45.5
23/09/2024	23:46	49.5		51.8	46.9
23/09/2024	23:51	49.1		51.0	46.1
23/09/2024	23:56	47.5		49.9	45.2
		Mean	49.0		
		Maximum	59.1		
		Minimum	45.4		

Station: CM32

Date	Start Time	Leq (5mins)	Leq (30mins)	L10 (5mins)	L90 (5mins)
24/09/2024	0:01	47.1		50.5	45.4
24/09/2024	0:06	46.7		49.0	45.5
24/09/2024	0:11	47.1	46.9	49.5	44.9
24/09/2024	0:16	47.1		49.6	45.0
24/09/2024	0:21	46.5		49.1	45.3
24/09/2024	0:26	46.9		49.1	44.0
24/09/2024	0:31	46.8		49.8	44.9
24/09/2024	0:36	47.0		50.5	44.1
24/09/2024	0:41	46.8	46.8	49.5	44.1
24/09/2024	0:46	46.6		48.9	45.6
24/09/2024	0:51	46.3		49.1	44.6
24/09/2024	0:56	47.1		49.0	45.3
24/09/2024	1:01	47.3		48.4	44.8
24/09/2024	1:06	46.9		49.8	45.8
24/09/2024	1:11	47.2	47.0	48.6	44.3
24/09/2024	1:16	47.0		48.9	46.1
24/09/2024	1:21	46.9		48.7	44.8
24/09/2024	1:26	47.0		48.7	46.1
24/09/2024	1:31	47.5		48.9	45.4
24/09/2024	1:36	48.0		49.8	47.0
24/09/2024	1:41	47.9	47.4	50.5	46.0
24/09/2024	1:46	47.3		49.7	46.5
24/09/2024	1:51	46.7		48.2	44.4
24/09/2024	1:56	47.2		48.7	46.0
24/09/2024	2:01	46.7		48.5	45.5
24/09/2024	2:06	46.6		47.4	44.6
24/09/2024	2:11	46.7	46.6	47.7	45.7
24/09/2024	2:16	46.7		48.8	45.1
24/09/2024	2:21	46.7		47.1	44.8
24/09/2024	2:26	46.6		48.7	45.0
24/09/2024	2:31	47.1		48.8	45.4
24/09/2024	2:36	46.5		48.2	44.7
24/09/2024	2:41	46.1	46.3	47.4	44.3
24/09/2024	2:46	46.6		49.6	46.2
24/09/2024	2:51	45.3		46.4	44.7
24/09/2024	2:56	46.2		47.1	44.0
24/09/2024	3:01	46.0		47.3	43.7
24/09/2024	3:06	45.6		47.3	43.9
24/09/2024	3:11	45.5	45.6	47.2	44.5
24/09/2024	3:16	45.8		46.9	44.3
24/09/2024	3:21	45.5		47.3	44.3
24/09/2024	3:26	45.6		47.2	43.4
24/09/2024	3:31	45.0		47.0	44.1
24/09/2024	3:36	46.1		47.2	44.2
24/09/2024	3:41	45.7	45.8	47.1	44.8
24/09/2024	3:46	44.9		46.0	43.7
24/09/2024	3:51	45.9		47.9	45.0
24/09/2024	3:56	47.0		47.7	45.4
24/09/2024	4:01	46.3		48.3	45.1
24/09/2024	4:06	47.9		49.6	46.9
24/09/2024	4:11	47.7	47.1	49.6	46.6
24/09/2024	4:16	47.0		48.9	46.2
24/09/2024	4:21	47.2		48.7	46.2
24/09/2024	4:26	46.6		48.1	46.0
24/09/2024	4:31	47.2		48.4	46.0
24/09/2024	4:36	47.0		48.8	45.7
24/09/2024	4:41	46.9	47.5	49.0	46.3
24/09/2024	4:46	47.9		48.6	46.3
24/09/2024	4:51	47.4		49.2	45.2
24/09/2024	4:56	48.5		49.8	46.2
24/09/2024	5:01	48.4		49.6	46.5
24/09/2024	5:06	47.6		50.0	46.7
24/09/2024	5:11	47.9	48.0	49.3	47.2
24/09/2024	5:16	48.0		48.8	46.7
24/09/2024	5:21	47.9		48.8	45.8
24/09/2024	5:26	48.2		49.4	46.5
24/09/2024	5:31	47.3		49.0	46.3
24/09/2024	5:36	47.9		49.5	45.6
24/09/2024	5:41	48.1	47.7	49.9	46.1
24/09/2024	5:46	47.3		48.7	46.3
24/09/2024	5:51	47.7		49.6	46.2
24/09/2024	5:56	48.1		50.3	47.2
24/09/2024	6:01	47.7		49.7	46.2
24/09/2024	6:06	47.9		50.2	46.7
24/09/2024	6:11	48.2	48.0	49.6	46.4
24/09/2024	6:16	47.7		49.5	45.5
24/09/2024	6:21	48.3		49.1	45.9
24/09/2024	6:26	48.1		49.7	45.6
24/09/2024	6:31	47.5		49.8	45.1
24/09/2024	6:36	48.0		49.7	46.5
24/09/2024	6:41	48.2	47.7	50.5	47.0
24/09/2024	6:46	47.9		48.7	45.7
24/09/2024	6:51	47.3		50.1	46.1
24/09/2024	6:56	47.4		49.2	45.1

24/09/2024	23:01	50.9		54.1	48.7
24/09/2024	23:06	52.3		53.7	49.8
24/09/2024	23:11	52.5	52.2	55.8	48.5
24/09/2024	23:16	52.3		53.2	49.4
24/09/2024	23:21	52.4		53.9	50.8
24/09/2024	23:26	52.4		54.5	49.9
24/09/2024	23:31	52.3		54.6	50.0
24/09/2024	23:36	52.5		55.7	49.0
24/09/2024	23:41	53.3	52.3	55.3	50.3
24/09/2024	23:46	51.9		54.1	50.2
24/09/2024	23:51	50.5		53.7	48.4
24/09/2024	23:56	47.9		50.2	45.7
		Mean	47.7		
		Maximum	52.3		
		Minimum	45.6		

Date	Start Time	Leq (5mins)	Leq (30mins)	L10 (5mins)	L90 (5mins)
25/09/2024	0:01	48.1		50.5	44.5
25/09/2024	0:06	48.3		49.1	45.7
25/09/2024	0:11	47.3	47.9	49.0	45.5
25/09/2024	0:16	47.3		50.1	45.8
25/09/2024	0:21	47.8		50.3	45.8
25/09/2024	0:26	48.4		50.1	46.1
25/09/2024	0:31	47.4		49.5	46.1
25/09/2024	0:36	47.2		48.8	45.7
25/09/2024	0:41	47.5	47.5	49.0	45.6
25/09/2024	0:46	47.8		49.2	44.9
25/09/2024	0:51	47.9		49.3	45.2
25/09/2024	0:56	46.8		49.7	45.6
25/09/2024	1:01	47.6		49.4	44.7
25/09/2024	1:06	47.4		48.3	44.3
25/09/2024	1:11	47.4	47.2	48.9	44.7
25/09/2024	1:16	46.6		49.0	44.7
25/09/2024	1:21	47.3		49.8	45.3
25/09/2024	1:26	46.6		48.5	45.6
25/09/2024	1:31	46.9		47.9	45.3
25/09/2024	1:36	46.4		49.0	45.0
25/09/2024	1:41	46.9	46.9	49.3	44.8
25/09/2024	1:46	46.7		48.8	45.8
25/09/2024	1:51	47.9		49.5	46.2
25/09/2024	1:56	46.7		48.0	45.4
25/09/2024	2:01	47.2		48.5	46.3
25/09/2024	2:06	46.8		47.6	45.3
25/09/2024	2:11	47.9	47.0	49.2	45.9
25/09/2024	2:16	46.4		48.7	45.6
25/09/2024	2:21	47.0		47.8	45.2
25/09/2024	2:26	46.8		49.0	44.9
25/09/2024	2:31	47.2		48.0	45.3
25/09/2024	2:36	46.9		48.6	44.8
25/09/2024	2:41	46.2	46.7	48.1	45.5
25/09/2024	2:46	47.0		48.9	45.4
25/09/2024	2:51	46.7		48.3	45.0
25/09/2024	2:56	46.1		46.7	44.1
25/09/2024	3:01	46.0		47.5	44.2
25/09/2024	3:06	45.2		47.1	44.1
25/09/2024	3:11	45.8	45.7	47.5	44.2
25/09/2024	3:16	45.7		46.7	44.3
25/09/2024	3:21	45.7		47.2	44.6
25/09/2024	3:26	46.1		46.2	43.6
25/09/2024	3:31	46.0		47.5	43.3
25/09/2024	3:36	46.0		46.6	43.7
25/09/2024	3:41	46.1	45.8	46.8	43.8
25/09/2024	3:46	46.1		47.0	43.9
25/09/2024	3:51	45.3		47.2	44.0
25/09/2024	3:56	45.1		46.8	44.5
25/09/2024	4:01	45.3		46.2	44.5
25/09/2024	4:06	45.4		46.7	44.2
25/09/2024	4:11	45.7	45.4	47.3	43.7
25/09/2024	4:16	45.6		46.5	44.1
25/09/2024	4:21	45.5		47.1	43.9
25/09/2024	4:26	45.0		47.0	44.1
25/09/2024	4:31	45.3		47.2	43.5
25/09/2024	4:36	45.2		47.4	43.4
25/09/2024	4:41	45.4	45.6	46.9	43.7
25/09/2024	4:46	45.8		46.7	43.1
25/09/2024	4:51	45.2		47.5	44.8
25/09/2024	4:56	46.6		47.6	45.0
25/09/2024	5:01	46.0		47.6	44.7
25/09/2024	5:06	46.4		47.7	45.2
25/09/2024	5:11	48.9	47.4	49.7	47.0
25/09/2024	5:16	46.9		48.8	46.5
25/09/2024	5:21	47.5		49.2	45.3
25/09/2024	5:26	48.1		49.8	46.7
25/09/2024	5:31	46.9		48.2	45.6
25/09/2024	5:36	46.0		47.8	44.6
25/09/2024	5:41	45.8	46.5	47.7	45.1
25/09/2024	5:46	46.7		48.3	44.5
25/09/2024	5:51	46.5		48.2	44.9
25/09/2024	5:56	47.0		48.6	44.6
25/09/2024	6:01	47.0		48.1	44.9
25/09/2024	6:06	46.6		47.6	44.2
25/09/2024	6:11	46.0	46.2	47.9	44.5
25/09/2024	6:16	46.2		47.4	44.6
25/09/2024	6:21	45.8		48.1	45.0
25/09/2024	6:26	45.5		47.9	45.0
25/09/2024	6:31	45.9		48.2	44.1
25/09/2024	6:36	46.1		47.6	44.7
25/09/2024	6:41	46.3	46.0	47.8	43.9
25/09/2024	6:46	46.0		49.1	44.8
25/09/2024	6:51	46.1		48.5	45.0
25/09/2024	6:56	45.8		48.6	43.5

25/09/2024	23:01	54.4		59.2	51.3
25/09/2024	23:06	53.5		56.8	51.3
25/09/2024	23:11	56.4	55.2	57.9	52.6
25/09/2024	23:16	56.1		58.5	53.0
25/09/2024	23:21	55.9		60.7	53.1
25/09/2024	23:26	53.9		57.2	51.5
25/09/2024	23:31	52.0		53.3	48.7
25/09/2024	23:36	51.2		53.3	48.4
25/09/2024	23:41	53.3	52.8	55.2	50.9
25/09/2024	23:46	55.2		58.4	52.1
25/09/2024	23:51	51.4		55.1	48.0
25/09/2024	23:56	52.3		55.6	50.3
		Mean	47.5		
		Maximum	55.2		
		Minimum	45.4		

Date	Start Time	Leq (5mins)	Leq (30mins)	L10 (5mins)	L90 (5mins)
26/09/2024	0:01	55.1		58.2	51.0
26/09/2024	0:06	53.9		57.3	51.1
26/09/2024	0:11	53.7	53.9	56.3	50.6
26/09/2024	0:16	54.3		56.6	52.7
26/09/2024	0:21	52.3		55.5	49.9
26/09/2024	0:26	53.3		55.9	51.6
26/09/2024	0:31	51.3		53.2	49.3
26/09/2024	0:36	49.2		52.7	48.1
26/09/2024	0:41	51.3	50.6	54.6	48.8
26/09/2024	0:46	49.4		51.4	46.6
26/09/2024	0:51	51.0		53.3	48.7
26/09/2024	0:56	51.1		53.3	48.6
26/09/2024	1:01	50.4		53.6	47.7
26/09/2024	1:06	50.8		55.1	49.1
26/09/2024	1:11	49.3	49.0	51.1	47.0
26/09/2024	1:16	47.6		48.6	45.2
26/09/2024	1:21	47.5		50.4	45.9
26/09/2024	1:26	46.9		49.0	44.1
26/09/2024	1:31	46.0		48.7	44.3
26/09/2024	1:36	47.8		50.1	45.2
26/09/2024	1:41	47.5	47.6	49.5	44.8
26/09/2024	1:46	46.2		47.7	44.3
26/09/2024	1:51	48.4		50.2	45.7
26/09/2024	1:56	48.8		50.8	46.9
26/09/2024	2:01	47.7		48.9	44.9
26/09/2024	2:06	47.3		50.3	44.1
26/09/2024	2:11	47.2	47.6	49.5	45.2
26/09/2024	2:16	48.2		49.9	45.9
26/09/2024	2:21	47.2		49.0	45.9
26/09/2024	2:26	48.1		50.1	46.6
26/09/2024	2:31	47.2		49.6	46.1
26/09/2024	2:36	47.7		49.8	45.2
26/09/2024	2:41	48.0	47.7	50.2	45.7
26/09/2024	2:46	48.0		49.1	46.1
26/09/2024	2:51	46.9		48.5	45.3
26/09/2024	2:56	48.1		48.4	45.8
26/09/2024	3:01	47.6		49.9	46.0
26/09/2024	3:06	46.8		49.1	45.4
26/09/2024	3:11	47.9	47.1	48.9	46.0
26/09/2024	3:16	47.6		48.9	45.8
26/09/2024	3:21	46.2		48.1	45.2
26/09/2024	3:26	46.2		47.1	44.6
26/09/2024	3:31	46.3		48.0	45.1
26/09/2024	3:36	46.2		48.1	44.9
26/09/2024	3:41	46.6	46.5	48.0	45.0
26/09/2024	3:46	46.9		48.7	45.3
26/09/2024	3:51	46.7		49.1	45.7
26/09/2024	3:56	46.3		47.3	45.0
26/09/2024	4:01	46.7		48.1	44.6
26/09/2024	4:06	46.0		48.0	44.7
26/09/2024	4:11	46.0	45.9	47.7	45.2
26/09/2024	4:16	45.7		47.9	44.8
26/09/2024	4:21	45.5		47.3	44.5
26/09/2024	4:26	45.2		46.4	43.8
26/09/2024	4:31	46.2		47.0	44.4
26/09/2024	4:36	45.9		46.7	43.7
26/09/2024	4:41	45.3	45.8	46.2	44.9
26/09/2024	4:46	46.1		47.3	44.3
26/09/2024	4:51	45.0		46.7	43.7
26/09/2024	4:56	46.0		46.9	44.8
26/09/2024	5:01	45.1		46.8	44.3
26/09/2024	5:06	45.9		46.7	44.3
26/09/2024	5:11	46.1	45.5	47.7	43.6
26/09/2024	5:16	45.6		47.6	44.4
26/09/2024	5:21	45.1		46.4	44.2
26/09/2024	5:26	45.0		46.3	43.6
26/09/2024	5:31	45.3		47.6	44.6
26/09/2024	5:36	46.2		47.0	44.9
26/09/2024	5:41	45.8	45.5	46.5	44.2
26/09/2024	5:46	45.7		46.6	44.5
26/09/2024	5:51	45.1		47.2	43.9
26/09/2024	5:56	44.8		46.8	43.6
26/09/2024	6:01	46.2		47.0	45.0
26/09/2024	6:06	46.1		46.4	44.6
26/09/2024	6:11	45.1	46.0	47.1	43.8
26/09/2024	6:16	45.7		45.9	43.8
26/09/2024	6:21	46.3		47.4	44.4
26/09/2024	6:26	46.7		48.1	44.4
26/09/2024	6:31	46.0		47.6	45.1
26/09/2024	6:36	46.5		47.7	44.9
26/09/2024	6:41	46.6	46.4	47.2	45.0
26/09/2024	6:46	46.0		47.2	44.7
26/09/2024	6:51	46.8		47.7	44.7
26/09/2024	6:56	46.5		47.4	45.1

26/09/2024	23:01	61.1		63.9	57.1
26/09/2024	23:06	60.0		62.5	57.1
26/09/2024	23:11	58.5	58.9	60.8	55.8
26/09/2024	23:16	57.6		60.4	56.2
26/09/2024	23:21	57.3		60.5	54.9
26/09/2024	23:26	57.0		60.1	53.4
26/09/2024	23:31	56.0		58.9	53.8
26/09/2024	23:36	58.6		62.6	55.2
26/09/2024	23:41	57.7	57.4	60.4	53.9
26/09/2024	23:46	56.4		58.5	53.4
26/09/2024	23:51	56.5		58.0	53.7
26/09/2024	23:56	58.4		62.0	54.6
		Mean	48.8		
		Maximum	58.9		
		Minimum	45.5		

Station: CM32

Date	Start Time	Leq (5mins)	Leq (30mins)	L10 (5mins)	L90 (5mins)
27/09/2024	0:01	58.0		61.1	55.3
27/09/2024	0:06	57.4		60.5	54.1
27/09/2024	0:11	58.1	56.8	60.6	55.0
27/09/2024	0:16	56.6		59.3	54.1
27/09/2024	0:21	55.4		56.9	53.0
27/09/2024	0:26	54.1		57.5	52.4
27/09/2024	0:31	54.1		55.7	51.3
27/09/2024	0:36	54.9		57.9	52.6
27/09/2024	0:41	55.5	54.8	57.7	51.6
27/09/2024	0:46	53.6		56.3	52.0
27/09/2024	0:51	55.3		58.3	53.8
27/09/2024	0:56	55.0		57.7	52.0
27/09/2024	1:01	55.3		58.1	51.6
27/09/2024	1:06	55.3		56.7	53.2
27/09/2024	1:11	53.8	53.5	55.7	52.7
27/09/2024	1:16	50.1		52.4	49.0
27/09/2024	1:21	51.7		53.7	49.5
27/09/2024	1:26	52.2		53.5	50.1
27/09/2024	1:31	53.3		56.1	51.5
27/09/2024	1:36	51.3		54.2	49.0
27/09/2024	1:41	52.2	52.2	54.1	49.8
27/09/2024	1:46	53.0		54.8	49.9
27/09/2024	1:51	50.9		53.5	47.7
27/09/2024	1:56	51.7		54.0	49.7
27/09/2024	2:01	51.0		53.2	48.7
27/09/2024	2:06	51.3		52.6	49.0
27/09/2024	2:11	52.5	50.7	55.1	51.2
27/09/2024	2:16	49.0		52.0	48.0
27/09/2024	2:21	49.9		51.2	47.4
27/09/2024	2:26	49.8		52.1	48.1
27/09/2024	2:31	49.5		51.1	48.2
27/09/2024	2:36	50.4		52.6	49.8
27/09/2024	2:41	49.7	50.4	51.2	48.0
27/09/2024	2:46	49.4		52.7	48.3
27/09/2024	2:51	51.0		52.7	48.6
27/09/2024	2:56	51.8		52.7	48.9
27/09/2024	3:01	51.5		52.8	50.0
27/09/2024	3:06	52.3		53.5	50.1
27/09/2024	3:11	51.9	51.4	53.7	50.5
27/09/2024	3:16	51.6		53.6	50.6
27/09/2024	3:21	50.2		51.6	48.5
27/09/2024	3:26	50.4		51.5	49.0
27/09/2024	3:31	49.9		51.1	48.7
27/09/2024	3:36	50.8		52.7	49.7
27/09/2024	3:41	50.7	50.4	51.6	49.0
27/09/2024	3:46	49.8		51.8	47.6
27/09/2024	3:51	51.2		51.5	48.8
27/09/2024	3:56	50.0		52.7	49.2
27/09/2024	4:01	50.9		52.1	49.5
27/09/2024	4:06	50.9		51.6	49.4
27/09/2024	4:11	49.8	50.3	51.7	49.3
27/09/2024	4:16	50.6		51.3	48.6
27/09/2024	4:21	49.6		51.5	48.4
27/09/2024	4:26	49.7		50.8	48.5
27/09/2024	4:31	48.9		50.7	48.0
27/09/2024	4:36	49.2		50.9	48.3
27/09/2024	4:41	49.3	49.4	51.2	48.1
27/09/2024	4:46	49.7		50.9	48.7
27/09/2024	4:51	49.4		51.2	48.7
27/09/2024	4:56	49.8		50.8	48.5
27/09/2024	5:01	50.5		51.7	48.3
27/09/2024	5:06	50.0		51.9	48.4
27/09/2024	5:11	49.3	49.9	51.5	48.7
27/09/2024	5:16	50.2		52.1	48.5
27/09/2024	5:21	49.6		50.9	47.7
27/09/2024	5:26	49.9		51.6	48.4
27/09/2024	5:31	49.7		50.4	48.1
27/09/2024	5:36	49.2		50.7	48.7
27/09/2024	5:41	49.3	49.6	50.9	48.3
27/09/2024	5:46	49.9		51.1	48.9
27/09/2024	5:51	49.7		50.6	48.3
27/09/2024	5:56	49.6		50.4	47.9
27/09/2024	6:01	49.6		51.5	47.9
27/09/2024	6:06	48.9		50.6	47.6
27/09/2024	6:11	49.9	49.2	51.0	48.6
27/09/2024	6:16	50.1		51.0	48.4
27/09/2024	6:21	48.6		51.0	47.3
27/09/2024	6:26	47.4		48.2	45.8
27/09/2024	6:31	47.9		48.5	46.2
27/09/2024	6:36	49.1		50.5	47.1
27/09/2024	6:41	47.2	47.7	48.2	45.7
27/09/2024	6:46	46.4		47.8	45.9
27/09/2024	6:51	46.9		48.3	45.5
27/09/2024	6:56	48.1		50.7	47.2

27/09/2024	23:01	61.9		64.1	58.2
27/09/2024	23:06	60.2		64.4	56.4
27/09/2024	23:11	60.1	60.9	64.5	56.7
27/09/2024	23:16	62.2		65.7	58.3
27/09/2024	23:21	60.4		64.4	56.8
27/09/2024	23:26	59.7		62.1	57.2
27/09/2024	23:31	61.1		63.8	58.1
27/09/2024	23:36	61.1		64.3	57.6
27/09/2024	23:41	62.1	60.2	65.1	58.5
27/09/2024	23:46	60.0		62.3	57.5
27/09/2024	23:51	57.0		59.4	54.9
27/09/2024	23:56	57.2		58.4	53.9
		Mean	52.3		
		Maximum	60.9		
		Minimum	47.7		

Date	Start Time	Leq (5mins)	Leq (30mins)	L10 (5mins)	L90 (5mins)
28/09/2024	0:01	58.8		60.6	56.1
28/09/2024	0:06	60.7		63.5	57.1
28/09/2024	0:11	56.8	59.2	60.4	53.8
28/09/2024	0:16	58.8		60.8	55.3
28/09/2024	0:21	59.7		63.4	56.3
28/09/2024	0:26	59.2		62.6	56.5
28/09/2024	0:31	58.7		62.1	56.1
28/09/2024	0:36	60.1		61.3	58.5
28/09/2024	0:41	58.5	58.2	60.5	54.4
28/09/2024	0:46	58.6		61.7	56.2
28/09/2024	0:51	56.9		58.2	54.1
28/09/2024	0:56	54.8		58.1	53.2
28/09/2024	1:01	57.2		60.1	53.5
28/09/2024	1:06	53.7		57.4	52.3
28/09/2024	1:11	57.0	56.4	59.7	54.0
28/09/2024	1:16	56.4		58.9	54.0
28/09/2024	1:21	56.7		59.8	53.0
28/09/2024	1:26	56.8		59.4	54.0
28/09/2024	1:31	54.6		56.6	52.5
28/09/2024	1:36	52.2		55.1	50.3
28/09/2024	1:41	52.6	52.9	55.6	51.0
28/09/2024	1:46	52.4		54.4	49.9
28/09/2024	1:51	51.9		54.4	49.4
28/09/2024	1:56	53.3		55.3	51.5
28/09/2024	2:01	52.0		55.3	49.7
28/09/2024	2:06	51.3		53.6	49.3
28/09/2024	2:11	53.1	52.9	56.1	51.1
28/09/2024	2:16	54.6		56.1	51.5
28/09/2024	2:21	52.8		55.1	50.4
28/09/2024	2:26	52.7		54.9	50.2
28/09/2024	2:31	53.1		55.4	51.7
28/09/2024	2:36	53.0		55.4	51.0
28/09/2024	2:41	52.8	53.2	54.6	50.8
28/09/2024	2:46	53.8		54.7	51.6
28/09/2024	2:51	53.2		54.2	50.9
28/09/2024	2:56	53.5		55.4	50.9
28/09/2024	3:01	52.6		55.2	52.0
28/09/2024	3:06	52.7		54.8	50.8
28/09/2024	3:11	53.0	52.6	54.7	50.6
28/09/2024	3:16	52.6		54.2	50.7
28/09/2024	3:21	52.5		54.9	51.3
28/09/2024	3:26	52.5		54.4	50.4
28/09/2024	3:31	53.2		54.1	51.3
28/09/2024	3:36	53.3		54.3	51.3
28/09/2024	3:41	51.9	52.4	53.5	50.5
28/09/2024	3:46	52.0		53.4	50.2
28/09/2024	3:51	51.9		53.1	49.6
28/09/2024	3:56	51.7		53.3	50.7
28/09/2024	4:01	51.2		52.5	49.7
28/09/2024	4:06	52.1		53.0	50.6
28/09/2024	4:11	52.7	51.9	54.0	50.5
28/09/2024	4:16	52.0		53.6	50.2
28/09/2024	4:21	51.1		53.6	50.6
28/09/2024	4:26	52.2		53.3	50.3
28/09/2024	4:31	51.4		53.7	51.0
28/09/2024	4:36	51.3		52.7	50.4
28/09/2024	4:41	51.7	51.1	52.4	49.7
28/09/2024	4:46	50.5		52.2	49.2
28/09/2024	4:51	51.1		52.6	49.4
28/09/2024	4:56	50.5		52.2	50.1
28/09/2024	5:01	51.0		52.4	49.8
28/09/2024	5:06	51.7		52.8	49.9
28/09/2024	5:11	51.2	51.2	52.5	49.4
28/09/2024	5:16	50.8		52.9	49.3
28/09/2024	5:21	50.7		52.1	50.0
28/09/2024	5:26	51.6		52.9	50.0
28/09/2024	5:31	51.3		52.7	49.6
28/09/2024	5:36	51.2		52.3	49.2
28/09/2024	5:41	51.0	51.1	51.9	49.5
28/09/2024	5:46	50.9		51.5	49.5
28/09/2024	5:51	51.0		52.1	49.9
28/09/2024	5:56	51.5		52.2	49.4
28/09/2024	6:01	50.5		51.7	49.8
28/09/2024	6:06	51.1		52.0	49.7
28/09/2024	6:11	50.5	50.8	52.6	50.1
28/09/2024	6:16	50.5		52.6	49.2
28/09/2024	6:21	50.7		53.2	50.5
28/09/2024	6:26	51.5		52.3	49.8
28/09/2024	6:31	50.2		51.8	48.9
28/09/2024	6:36	50.7		52.1	49.5
28/09/2024	6:41	50.8	51.0	52.8	49.6
28/09/2024	6:46	51.8		53.0	49.7
28/09/2024	6:51	51.5		52.5	49.8
28/09/2024	6:56	51.2		53.2	49.7
		Mean	53.2		
		Maximum	59.2		
		Minimum	50.8		

Summary of Noise Monitoring Results during 23:00 - 07:00 on the next day at CM32	
	Leq (30mins)
Mean	49.9
Maximum	63.7
Minimum	45.2

Appendix 3-3 Baseline Water Quality Monitoring Data

Contract No. WD/03/2023
Hung Shui Kiu/Ha Tsuen New Development Area
Second Phase Development - Environmental Team
Baseline Water Quality Monitoring Result

Water Quality Monitoring Location : U3a

Date	Weather Condition	Start Time	Water depth (m)		Temperature (°C)		pH		DO (mg/L)		DO (%)		Turbidity (NTU)		Suspended Solids (mg/L)	
					Value	Average	Value	Average	Value	Average	Value	Average	Value	Average	Value	Average
16/09/2024	Cloudy	9:35	Middle	0.15	25.7	25.7	7.1	7.1	7.4	7.4	90.9	90.9	3.6	3.8	2.1	2.1
					25.7		7.1		7.4		90.8		4.0		2.0	
18/09/2024	Sunny	10:36	Middle	0.12	26.4	26.4	7.1	7.1	7.3	7.3	91.1	91.1	2.9	2.9	<1.0	<1.0
					26.4		7.1		7.3		91.0		2.8		<1.0	
20/09/2024	Cloudy	10:40	Middle	0.12	26.5	26.5	7.1	7.1	7.5	7.5	93.7	93.2	2.9	2.9	2.3	2.8
					26.5		7.1		7.5		92.7		2.9		3.0	
23/09/2024	Sunny	8:54	Middle	0.15	26.2	26.2	7.3	7.3	7.5	7.5	92.5	92.5	3.0	3.0	36.0	33.0
					26.2		7.3		7.5		92.5		3.1		30.0	
25/09/2024	Sunny	8:55	Middle	0.16	26.2	26.2	7.3	7.2	7.6	7.5	93.5	93.3	3.0	3.0	21.0	23.0
					26.2		7.2		7.5		93.1		3.0		25.0	
27/09/2024	Sunny	8:58	Middle	0.14	26.2	26.2	7.2	7.2	7.5	7.5	92.6	92.6	3.0	3.0	3.8	4.1
					26.2		7.2		7.5		92.6		3.0		4.4	
30/09/2024	Sunny	8:59	Middle	0.15	26.2	26.2	7.2	7.2	7.5	7.5	92.6	92.6	3.0	3.0	5.0	4.9
					26.2		7.2		7.5		92.6		3.0		4.7	
3/10/2024	Sunny	12:55	Middle	0.15	23.7	23.7	8.0	8.0	8.1	8.1	95.2	95.2	2.4	2.4	2.2	1.8
					23.7		8.0		8.1		95.1		2.4		1.4	
5/10/2024	Sunny	9:45	Middle	0.15	29.4	29.4	8.3	8.3	8.2	8.2	107.7	107.7	1.8	1.8	2.0	2.2
					29.4		8.3		8.2		107.7		1.8		2.3	
8/10/2024	Sunny	9:30	Middle	0.15	28.2	28.2	7.3	7.3	7.2	7.2	92.1	92.1	2.8	2.8	2.4	2.3
					28.2		7.3		7.2		92.1		2.8		2.2	
10/10/2024	Sunny	14:00	Middle	0.15	26.1	26.1	7.6	7.6	7.4	7.4	91.7	91.7	5.6	5.6	7.4	7.2
					26.1		7.6		7.4		91.7		5.7		6.9	
12/10/2024	Sunny	14:15	Middle	0.15	26.1	26.1	7.4	7.4	7.7	7.7	95.0	95.0	2.3	2.3	2.7	2.9
					26.1		7.4		7.7		95.0		2.4		3.0	

Water Quality Monitoring Location : U4a

Date	Weather Condition	Start Time	Water depth (m)		Temperature (°C)		pH		DO (mg/L)		DO (%)		Turbidity (NTU)		Suspended Solids (mg/L)	
					Value	Average	Value	Average	Value	Average	Value	Average	Value	Average	Value	Average
16/09/2024	Cloudy	9:50	Middle	0.04	26.2	26.2	7.4	7.4	8.1	8.1	99.6	99.7	9.4	9.5	4.9	5.6
					26.2		7.4		8.1		99.7		9.6		6.2	
18/09/2024	Sunny	10:54	Middle	0.04	28.1	28.1	7.5	7.5	8.0	8.0	102.7	102.7	6.5	6.6	17.0	17.0
					28.1		7.5		8.0		102.7		6.7		17.0	
20/09/2024	Cloudy	10:56	Middle	0.04	28.3	28.3	7.5	7.5	8.0	8.0	103.2	103.3	6.8	6.8	6.7	7.3
					28.3		7.5		8.0		103.3		6.8		7.9	
23/09/2024	Sunny	9:12	Middle	0.04	27.7	27.7	7.7	7.7	8.1	8.1	102.9	103.0	8.9	8.9	5.0	4.4
					27.7		7.7		8.1		103.0		9.0		3.8	
25/09/2024	Sunny	9:13	Middle	0.04	27.3	27.3	7.7	7.7	8.1	8.1	103.1	103.1	9.0	9.0	5.8	5.9
					27.3		7.7		8.1		103.1		9.0		6.0	
27/09/2024	Sunny	9:13	Middle	0.04	27.8	27.8	7.7	7.7	8.1	8.1	103.1	103.2	8.9	8.9	6.0	5.6
					27.8		7.7		8.1		103.2		8.8		5.2	
30/09/2024	Sunny	9:14	Middle	0.04	27.9	27.9	7.7	7.7	8.1	8.1	103.2	103.2	8.7	8.6	4.4	4.9
					27.9		7.7		8.1		103.2		8.5		5.3	
3/10/2024	Sunny	14:10	Middle	0.04	25.0	25.0	8.3	8.3	8.3	8.3	100.6	100.6	5.1	5.1	4.7	5.1
					24.9		8.3		8.3		100.6		5.2		5.4	
5/10/2024	Sunny	9:59	Middle	0.04	29.4	29.4	7.9	8.0	8.8	8.8	114.8	114.6	3.6	3.6	8.2	7.7
					29.4		8.1		8.7		114.4		3.6		7.1	
8/10/2024	Sunny	9:45	Middle	0.04	27.6	27.7	7.5	7.5	7.8	7.8	98.6	98.6	2.1	2.1	7.2	7.4
					27.7		7.5		7.8		98.5		2.2		7.5	
10/10/2024	Sunny	14:16	Middle	0.04	27.6	27.6	7.5	7.5	7.8	7.8	98.4	98.4	3.2	3.2	7.0	7.4
					27.6		7.5		7.8		98.4		3.3		7.8	
12/10/2024	Sunny	14:30	Middle	0.04	26.5	26.5	7.6	7.6	7.8	7.8	97.2	99.5	4.1	4.0	2.1	2.2
					26.5		7.6		7.8		101.7		4.0		2.3	

Water Quality Monitoring Location : U5a

Date	Weather Condition	Start Time	Water depth (m)		Temperature (°C)		pH		DO (mg/L)		DO (%)		Turbidity (NTU)		Suspended Solids (mg/L)	
					Value	Average	Value	Average	Value	Average	Value	Average	Value	Average	Value	Average
16/09/2024	Cloudy	10:05	Middle	0.05	27.5	27.5	9.5	9.5	8.0	8.0	101.3	101.1	10.7	11.7	32.0	34.5
					27.5		9.5		8.0		100.9		12.7		37.0	
18/09/2024	Sunny	11:13	Middle	0.05	29.7	29.7	9.1	9.1	7.9	7.9	104.5	104.5	14.6	14.3	4.1	4.0
					29.7		9.1		7.9		104.5		14.0		3.9	
20/09/2024	Cloudy	11:14	Middle	0.05	29.7	29.7	9.1	9.1	7.9	7.9	104.5	104.5	13.8	13.8	199.0	198.5
					29.7		9.1		7.9		104.5		13.8		198.0	
23/09/2024	Sunny	9:24	Middle	0.05	31.2	31.3	11.4	11.4	7.6	7.6	103.0	102.9	37.6	35.8	3.7	3.4
					31.3		11.4		7.6		102.8		34.1		3.0	
25/09/2024	Sunny	9:26	Middle	0.05	31.6	31.6	11.4	11.4	7.6	7.6	103.0	103.0	39.6	39.5	7.3	7.4
					31.6		11.4		7.6		103.0		39.5		7.4	
27/09/2024	Sunny	9:39	Middle	0.05	33.3	33.3	11.3	11.3	7.5	7.5	104.9	104.9	33.0	33.0	9.0	8.5
					33.3		11.3		7.5		104.9		33.0		8.0	
30/09/2024	Sunny	9:41	Middle	0.05	33.8	33.8	11.3	11.3	7.5	7.5	105.2	105.2	32.9	32.9	16.0	15.5
					33.8		11.3		7.5		105.2		32.8		15.0	
3/10/2024	Sunny	14:45	Middle	0.05	24.8	24.8	8.7	8.6	8.2	8.5	98.6	98.6	2.2	2.2	80.0	69.1
					24.8		8.5		8.8		98.6		2.2		58.1	
5/10/2024	Sunny	10:13	Middle	0.05	29.3	29.3	10.5	10.5	8.6	8.6	111.9	111.9	12.3	11.8	37.8	39.6
					29.3		10.5		8.6		111.9		11.3		41.4	
8/10/2024	Sunny	11:13	Middle	0.05	23.7	23.7	9.5	9.5	7.7	7.7	91.4	91.4	18.4	18.5	36.8	38.0
					23.7		9.5		7.7		91.4		18.5		39.1	
10/10/2024	Sunny	15:21	Middle	0.05	23.2	23.2	9.3	9.3	8.1	8.1	94.6	94.6	9.4	9.4	9.4	9.5
					23.2		9.3		8.1		94.6		9.4		9.6	
12/10/2024	Sunny	15:23	Middle	0.05	23.2	23.2	9.3	9.3	8.2	8.2	95.7	95.7	10.0	10.0	7.8	8.5
					23.2		9.3		8.2		95.7		10.0		9.2	

Contract No. WD/03/2023
Hung Shui Kiu/Ha Tsuen New Development Area
Second Phase Development - Environmental Team
Baseline Water Quality Monitoring Result

Water Quality Monitoring Location : U6a

Date	Weather Condition	Start Time	Water depth (m)		Temperature (°C)		pH		DO (mg/L)		DO (%)		Turbidity (NTU)		Suspended Solids (mg/L)	
					Value	Average	Value	Average	Value	Average	Value	Average	Value	Average	Value	Average
16/09/2024	Cloudy	10:30	Middle	1.35	28.6	28.6	7.7	7.7	8.7	8.6	111.7	110.9	5.3	9.0	3.8	4.5
					28.5		7.7		8.6		110.1		12.7		5.1	
18/09/2024	Sunny	11:33	Middle	1.35	32.2	32.3	7.9	7.9	8.8	8.8	121.0	121.0	14.6	14.3	2.8	2.6
					32.3		7.9		8.8		121.0		14.0		2.3	
20/09/2024	Cloudy	11:34	Middle	1.35	32.4	32.4	7.9	7.9	8.8	8.8	121.2	121.2	13.8	13.8	4.4	3.9
					32.4		7.9		8.8		121.2		13.8		3.4	
23/09/2024	Sunny	10:05	Middle	1.35	32.8	32.8	8.3	8.3	8.1	8.1	113.0	113.0	37.6	35.8	4.5	4.5
					32.8		8.3		8.1		113.0		34.1		4.5	
25/09/2024	Sunny	10:06	Middle	1.35	32.9	33.0	8.3	8.3	8.1	8.1	113.2	113.2	39.6	39.5	14.0	14.5
					33.0		8.3		8.1		113.2		39.5		15.0	
27/09/2024	Sunny	10:07	Middle	1.35	33.1	33.1	8.3	8.3	8.1	8.1	113.3	113.3	33.0	33.0	19.0	16.0
					33.1		8.3		8.1		113.3		33.0		13.0	
30/09/2024	Sunny	10:09	Middle	1.35	33.5	33.5	8.3	8.3	8.1	8.1	113.3	113.3	32.9	32.9	3.3	3.7
					33.5		8.3		8.1		113.3		32.8		4.0	
3/10/2024	Sunny	11:05	Middle	1.35	27.7	27.7	8.9	8.9	8.1	8.1	103.0	102.9	2.2	2.2	6.6	6.9
					27.7		8.9		8.1		102.7		2.2		7.2	
5/10/2024	Sunny	10:36	Middle	1.35	29.7	29.7	9.0	9.0	8.9	8.9	117.6	117.6	12.3	11.8	5.2	4.5
					29.7		8.9		8.9		117.6		11.3		3.8	
8/10/2024	Sunny	10:49	Middle	1.35	26.7	26.7	7.2	7.2	7.8	7.8	97.0	97.0	18.4	18.5	3.2	3.1
					26.7		7.2		7.8		97.0		18.5		2.9	
10/10/2024	Sunny	14:59	Middle	1.35	25.2	25.2	8.9	8.9	8.0	8.0	97.0	97.0	9.4	9.4	3.7	3.5
					25.2		8.9		8.0		97.0		9.4		3.2	
12/10/2024	Sunny	15:15	Middle	1.35	25.5	25.5	7.4	7.4	7.9	7.9	96.2	96.2	10.0	10.0	2.9	2.6
					25.5		7.4		7.9		96.2		10.0		2.2	

Water Quality Monitoring Location : TS1

Date	Weather Condition	Start Time	Water depth (m)		Temperature (°C)		pH		DO (mg/L)		DO (%)		Turbidity (NTU)		Suspended Solids (mg/L)	
					Value	Average	Value	Average	Value	Average	Value	Average	Value	Average	Value	Average
16/09/2024	Cloudy	16:03	Middle	0.80	29.3	29.3	8.6	8.6	7.9	7.9	103.4	103.5	3.4	3.3	4.3	4.9
					29.3		8.6		7.9		103.6		3.2		5.4	
18/09/2024	Sunny	15:08	Middle	0.80	30.8	30.8	9.2	9.2	8.2	8.2	110.6	110.7	3.5	3.5	1.6	1.6
					30.8		9.2		8.2		110.7		3.6		1.5	
20/09/2024	Cloudy	15:10	Middle	0.80	31.0	31.1	9.2	9.2	8.3	8.3	111.3	111.4	3.5	3.5	46.0	42.5
					31.1		9.2		8.3		111.5		3.6		39.0	
23/09/2024	Sunny	10:30	Middle	0.80	32.8	32.8	11.2	11.2	7.2	7.2	100.4	100.4	5.9	6.0	4.3	4.2
					32.8		11.2		7.2		100.4		6.0		4.0	
25/09/2024	Sunny	10:31	Middle	0.80	33.1	33.1	11.2	11.2	7.2	7.2	100.7	100.8	7.3	7.2	15.0	13.5
					33.1		11.2		7.2		100.8		7.2		12.0	
27/09/2024	Sunny	10:33	Middle	0.80	33.6	33.6	11.2	11.2	7.2	7.2	101.2	101.2	6.8	6.9	27.0	24.5
					33.6		11.2		7.2		101.2		6.9		22.0	
30/09/2024	Sunny	10:34	Middle	0.80	33.8	33.8	11.2	11.2	7.2	7.2	101.4	101.5	6.8	6.7	7.0	8.0
					33.8		11.2		7.2		101.5		6.7		8.9	
3/10/2024	Sunny	14:21	Middle	0.80	25.8	25.8	10.8	10.8	8.1	8.1	99.4	99.4	1.8	1.9	87.1	93.2
					25.8		10.8		8.1		99.4		1.9		99.2	
5/10/2024	Sunny	10:24	Middle	0.80	29.3	29.3	9.6	9.6	7.6	7.6	99.8	99.8	2.8	2.7	63.1	60.6
					29.3		9.6		7.6		99.8		2.7		58.0	
8/10/2024	Sunny	10:31	Middle	0.80	23.6	23.6	8.3	8.3	7.7	7.7	90.3	90.3	19.1	19.1	32.1	26.8
					23.6		8.3		7.7		90.3		19.2		21.4	
10/10/2024	Sunny	14:45	Middle	0.80	23.3	23.3	8.2	8.2	8.2	8.2	96.7	96.8	16.6	16.7	6.6	6.7
					23.3		8.2		8.3		96.8		16.7		6.7	
12/10/2024	Sunny	14:55	Middle	0.80	23.1	23.1	8.2	8.2	8.3	8.3	96.5	96.5	12.2	12.2	1.6	2.1
					23.1		8.1		8.3		96.4		12.2		2.5	

Water Quality Monitoring Location : TS2a

Date	Weather Condition	Start Time	Water depth (m)		Temperature (°C)		pH		DO (mg/L)		DO (%)		Turbidity (NTU)		Suspended Solids (mg/L)	
					Value	Average	Value	Average	Value	Average	Value	Average	Value	Average	Value	Average
16/09/2024	Cloudy	11:50	Middle	1.25	30.2	30.1	8.7	8.8	11.1	11.2	147.9	149.1	19.7	21.3	11.0	10.5
					30.1		8.9		11.3		150.3		22.9		9.9	
18/09/2024	Sunny	12:26	Middle	1.25	33.5	33.3	9.1	9.1	11.7	11.6	164.0	163.1	22.4	22.8	1.8	1.8
					33.0		9.1		11.5		162.1		23.3		1.7	
20/09/2024	Cloudy	12:27	Middle	1.25	33.6	33.6	9.0	9.0	11.0	11.0	154.5	154.2	23.5	23.5	3.0	2.9
					33.6		9.0		10.9		153.9		23.5		2.7	
23/09/2024	Sunny	11:04	Middle	1.25	34.0	34.0	8.6	8.6	9.5	9.5	135.1	135.1	22.8	22.8	4.7	4.5
					34.0		8.6		9.5		135.0		22.9		4.3	
25/09/2024	Sunny	11:05	Middle	1.25	34.0	34.0	8.6	8.6	9.5	9.5	135.0	135.0	22.2	22.2	<1.0	1.8
					34.0		8.6		9.5		134.9		22.1		2.5	
27/09/2024	Sunny	11:06	Middle	1.25	34.1	34.1	8.5	8.5	9.5	9.5	134.4	134.4	21.5	21.5	3.7	4.0
					34.1		8.5		9.5		134.3		21.5		4.3	
30/09/2024	Sunny	11:07	Middle	1.25	34.2	34.2	8.5	8.5	9.4	9.4	134.0	134.0	21.5	21.5	3.5	3.5
					34.2		8.5		9.4		134.0		21.5		3.4	
3/10/2024	Sunny	13:16	Middle	1.25	28.2	28.2	9.0	9.0	7.9	7.9	101.4	101.4	27.6	27.5	28.8	28.7
					28.2		9.0		7.9		101.4		27.5		28.6	
5/10/2024	Sunny	10:43	Middle	1.25	29.7	29.7	8.0	8.0	2.6	2.5	33.8	33.5	8.6	8.5	33.0	42.0
					29.7		8.0		2.5		33.2		8.5		51.0	
8/10/2024	Sunny	11:32	Middle	1.25	24.6	24.6	7.2	7.2	5.6	5.6	67.3	67.1	6.8	6.8	9.3	11.4
					24.6		7.2		5.6		66.8		6.8		13.4	
10/10/2024	Sunny	15:35	Middle	1.25	24.1	24.1	7.3	7.3	6.3	6.3	74.9	75.0	7.5	7.4	28.0	25.8
					24.1		7.3		6.3		75.0		7.4		23.5	
12/10/2024	Sunny	15:36	Middle	1.25	24.6	24.6	7.3	7.3	6.2	6.2	74.7	74.7	5.7	5.7	2.6	2.3
					24.6		7.3		6.2		74.7		5.7		2.0	

Contract No. WD/03/2023
Hung Shui Kiu/Ha Tsuen New Development Area
Second Phase Development - Environmental Team
Baseline Water Quality Monitoring Result

Water Quality Monitoring Location : STa

Date	Weather Condition	Start Time	Water depth (m)		Temperature (°C)		pH		DO (mg/L)		DO (%)		Turbidity (NTU)		Suspended Solids (mg/L)	
					Value	Average	Value	Average	Value	Average	Value	Average	Value	Average	Value	Average
16/09/2024	Cloudy	11:20	Middle	0.09	28.1	28.1	7.4	7.4	5.1	5.0	65.7	63.6	4.5	4.6	3.6	3.7
					28.1		7.4		4.8		61.4		4.6		3.7	
18/09/2024	Sunny	12:10	Middle	0.09	30.4	30.4	7.5	7.5	5.4	5.4	71.5	71.4	13.9	13.9	3.2	3.4
					30.4		7.5		5.4		71.3		14.0		3.6	
20/09/2024	Cloudy	12:11	Middle	0.09	30.4	30.4	7.5	7.5	5.3	5.3	71.1	71.1	13.3	13.3	4.7	3.7
					30.4		7.5		5.3		71.1		13.3		2.6	
23/09/2024	Sunny	10:48	Middle	0.09	26.0	26.0	7.4	7.4	6.2	6.2	76.7	76.7	7.4	7.3	5.6	5.4
					26.0		7.4		6.2		76.6		7.3		5.2	
25/09/2024	Sunny	10:49	Middle	0.09	28.7	28.7	7.4	7.4	5.7	5.7	73.6	73.5	3.4	3.4	<1.0	1.1
					28.7		7.4		5.7		73.3		3.4		1.2	
27/09/2024	Sunny	10:52	Middle	0.09	28.6	28.6	7.4	7.4	5.8	5.8	74.9	74.4	3.4	3.4	2.7	3.0
					28.6		7.4		5.7		73.9		3.4		3.3	
30/09/2024	Sunny	10:52	Middle	0.09	28.6	28.6	7.4	7.4	5.6	5.6	72.9	72.9	3.4	3.4	3.4	3.0
					28.6		7.4		5.6		72.8		3.4		2.5	
3/10/2024	Sunny	13:26	Middle	0.09	27.4	27.4	8.2	8.2	7.9	7.8	99.1	99.1	3.2	3.2	3.2	3.2
					27.4		8.2		7.8		99.0		3.2		3.2	
5/10/2024	Sunny	9:32	Middle	0.09	32.3	32.3	8.7	8.7	7.6	7.6	104.7	104.7	5.0	5.0	5.0	9.2
					32.3		8.7		7.6		104.7		5.0		13.4	
8/10/2024	Sunny	11:46	Middle	0.09	24.9	24.9	6.9	6.9	4.0	4.0	48.0	47.9	1.7	1.7	16.8	15.6
					24.9		6.9		4.0		47.7		1.8		14.3	
10/10/2024	Sunny	15:56	Middle	0.09	24.8	24.8	6.9	6.8	3.8	3.8	45.8	45.3	3.3	3.3	6.1	5.6
					24.8		6.8		3.7		44.7		3.3		5.0	
12/10/2024	Sunny	16:01	Middle	0.09	23.1	23.1	8.1	8.1	8.3	8.3	96.5	96.5	12.2	12.2	1.9	2.3
					23.1		8.1		8.3		96.4		12.2		2.6	

Water Quality Monitoring Location : TSR1a

Date	Weather Condition	Start Time	Water depth (m)		Temperature (°C)		pH		DO (mg/L)		DO (%)		Turbidity (NTU)		Suspended Solids (mg/L)	
					Value	Average	Value	Average	Value	Average	Value	Average	Value	Average	Value	Average
16/09/2024	Cloudy	12:07	Middle	1.00	28.7	28.7	7.0	7.0	4.6	4.7	59.9	60.9	7.8	7.5	4.9	4.4
					28.7		7.0		4.8		61.8		7.1		3.8	
18/09/2024	Sunny	12:49	Middle	1.00	34.2	34.2	8.0	8.0	9.1	9.1	129.3	129.5	9.9	9.9	1.8	1.9
					34.2		8.0		9.1		129.6		9.9		2.0	
20/09/2024	Cloudy	12:50	Middle	1.00	34.3	34.4	8.0	8.0	9.2	9.2	130.3	130.3	9.9	9.8	4.2	4.2
					34.4		8.0		9.1		130.2		9.7		4.1	
23/09/2024	Sunny	11:15	Middle	1.00	33.2	33.2	7.7	7.7	9.3	9.4	130.6	131.0	5.5	5.5	4.7	5.8
					33.2		7.7		9.4		131.4		5.5		6.8	
25/09/2024	Sunny	11:15	Middle	1.00	33.2	33.2	7.7	7.7	9.4	9.4	132.0	132.1	5.3	5.3	14.0	13.5
					33.2		7.7		9.5		132.1		5.3		13.0	
27/09/2024	Sunny	11:16	Middle	1.00	33.3	33.3	7.7	7.7	9.5	9.5	133.3	133.6	5.4	5.4	3.0	2.9
					33.3		7.7		9.6		133.9		5.3		2.8	
30/09/2024	Sunny	11:17	Middle	1.00	33.3	33.3	7.7	7.7	9.7	9.7	135.3	135.7	5.5	5.5	2.7	2.5
					33.3		7.8		9.7		136.1		5.5		2.2	
3/10/2024	Sunny	13:56	Middle	1.00	27.2	27.4	8.2	8.2	7.8	7.8	98.5	99.0	5.4	5.4	9.3	8.8
					27.5		8.2		7.9		99.5		5.4		8.2	
5/10/2024	Sunny	10:57	Middle	1.00	29.5	29.5	7.8	7.8	5.4	5.4	71.3	70.5	1.3	1.3	7.7	6.9
					29.5		7.8		5.3		69.7		1.3		6.1	
8/10/2024	Sunny	9:13	Middle	1.00	28.1	28.1	6.9	6.9	4.4	4.4	55.8	55.8	3.8	3.8	4.4	4.1
					28.1		6.9		4.4		55.8		3.8		3.7	
10/10/2024	Sunny	13:45	Middle	1.00	26.2	26.2	7.1	7.1	5.8	5.7	71.2	71.1	12.2	12.2	6.4	6.2
					26.1		7.1		5.7		70.9		12.2		6.0	
12/10/2024	Sunny	14:00	Middle	1.00	25.8	25.8	7.8	7.8	7.8	7.8	96.2	96.2	16.1	16.1	2.0	2.3
					25.8		7.8		7.8		96.2		16.2		2.5	

Water Quality Monitoring Location : LUTa

Date	Weather Condition	Start Time	Water depth (m)		Temperature (°C)		pH		DO (mg/L)		DO (%)		Turbidity (NTU)		Suspended Solids (mg/L)	
					Value	Average	Value	Average	Value	Average	Value	Average	Value	Average	Value	Average
16/09/2024	Cloudy	12:25	Middle	1.20	29.9	29.9	7.3	7.3	0.2	0.2	3.1	3.1	5.9	5.9	3.7	3.8
					29.9		7.3		0.2		3.0		5.9		3.9	
18/09/2024	Sunny	14:04	Middle	1.20	33.5	33.5	7.2	7.2	3.4	3.4	47.4	47.6	5.5	5.5	2.7	2.7
					33.5		7.2		3.4		47.7		5.5		2.6	
20/09/2024	Cloudy	14:05	Middle	1.20	33.6	33.6	7.2	7.2	3.4	3.5	48.6	48.7	5.2	5.2	5.7	5.0
					33.6		7.2		3.5		48.8		5.2		4.2	
23/09/2024	Sunny	11:48	Middle	1.20	33.9	34.0	7.5	7.5	6.8	6.8	96.1	96.1	8.4	8.4	4.5	5.2
					34.1		7.5		6.8		96.1		8.5		5.8	
25/09/2024	Sunny	11:49	Middle	1.20	34.2	34.2	7.6	7.6	6.8	6.8	96.2	96.2	8.0	8.1	1.6	1.5
					34.2		7.6		6.8		96.2		8.1		1.3	
27/09/2024	Sunny	11:50	Middle	1.20	34.4	34.4	7.6	7.6	6.7	6.7	96.1	96.1	8.0	8.0	1.6	2.1
					34.4		7.6		6.7		96.1		8.1		2.6	
30/09/2024	Sunny	11:51	Middle	1.20	34.5	34.5	7.6	7.6	6.7	6.7	96.1	96.2	8.0	8.0	6.3	6.4
					34.5		7.6		6.7		96.2		8.0		6.5	
3/10/2024	Sunny	11:30	Middle	1.20	26.8	26.8	7.6	7.6	6.3	6.2	78.6	78.0	10.5	10.5	6.0	6.4
					26.8		7.6		6.2		77.3		10.5		6.7	
5/10/2024	Sunny	11:10	Middle	1.20	29.5	29.5	8.0	7.9	4.2	4.2	55.1	54.6	2.9	2.9	7.4	7.0
					29.5		7.9		4.1		54.0		2.9		6.5	
8/10/2024	Sunny	10:10	Middle	1.20	27.0	27.0	7.4	7.4	6.1	6.1	77.0	77.0	5.7	5.7	20.9	17.0
					27.0		7.4		6.1		77.0		5.7		13.1	
10/10/2024	Sunny	14:30	Middle	1.20	26.0	26.0	7.6	7.6	7.3	7.3	89.9	90.0	5.6	5.6	10.6	10.0
					26.0		7.6		7.3		90.0		5.6		9.4	
12/10/2024	Sunny	14:46	Middle	1.20	25.8	25.8	7.6	7.6	7.7	7.7	94.8	94.5	4.8	4.8	2.0	2.0
					25.7		7.6		7.7		94.2		4.9		1.9	

Contract No. WD/03/2023
Hung Shui Kiu/Ha Tsuen New Development Area
Second Phase Development - Environmental Team
Baseline Water Quality Monitoring Result

Water Quality Monitoring Location : D2a

Date	Weather Condition	Start Time	Water depth (m)		Temperature (°C)		pH		DO (mg/L)		DO (%)		Turbidity (NTU)		Suspended Solids (mg/L)	
					Value	Average	Value	Average	Value	Average	Value	Average	Value	Average	Value	Average
16/09/2024	Cloudy	12:41	Middle	1.00	31.7	31.7	7.3	7.3	5.6	5.6	77.3	76.8	5.5	5.6	8.0	8.1
					31.6		7.3		5.6		76.3		5.7		8.1	
18/09/2024	Sunny	14:19	Middle	1.00	32.2	32.2	7.3	7.3	5.4	5.4	75.4	75.4	4.5	4.4	16.0	15.0
					32.2		7.3		5.4		75.4		4.4		14.0	
20/09/2024	Cloudy	14:20	Middle	1.00	32.2	32.2	7.3	7.3	5.4	5.4	75.5	75.6	4.4	4.4	8.1	8.8
					32.2		7.3		5.4		75.6		4.4		9.4	
23/09/2024	Sunny	11:30	Middle	1.00	35.3	35.3	8.1	8.1	9.8	9.9	142.6	142.8	10.1	10.1	11.0	10.2
					35.3		8.1		9.9		143.0		10.2		9.4	
25/09/2024	Sunny	11:31	Middle	1.00	35.5	35.5	8.1	8.1	9.9	9.9	144.3	144.5	10.4	10.4	3.2	3.0
					35.5		8.1		9.9		144.6		10.3		2.8	
27/09/2024	Sunny	11:32	Middle	1.00	35.8	35.8	8.1	8.1	10.0	10.0	145.5	145.5	11.3	11.2	1.8	2.5
					35.7		8.1		10.0		145.5		11.2		3.1	
30/09/2024	Sunny	11:33	Middle	1.00	35.9	35.9	8.1	8.1	10.0	10.0	145.7	145.8	11.7	11.7	6.5	6.5
					35.9		8.1		10.0		145.8		11.7		6.5	
3/10/2024	Sunny	13:46	Middle	1.00	26.8	26.8	7.9	7.9	7.4	7.5	93.5	94.3	5.8	5.7	5.6	6.5
					26.8		7.9		7.5		95.0		5.7		7.3	
5/10/2024	Sunny	11:20	Middle	1.00	29.6	29.7	7.9	7.8	6.4	6.3	84.4	83.1	3.8	3.8	7.3	6.8
					29.7		7.8		6.2		81.7		3.8		6.3	
8/10/2024	Sunny	12:10	Middle	1.00	24.8	24.8	7.5	7.5	7.3	7.3	90.8	90.9	7.1	7.1	14.0	13.4
					24.8		7.5		7.3		90.9		7.2		12.8	
10/10/2024	Sunny	16:21	Middle	1.00	24.7	24.7	7.7	7.7	7.6	7.6	92.6	92.6	10.7	10.7	76.7	107.4
					24.7		7.7		7.6		92.6		10.8		138.0	
12/10/2024	Sunny	16:19	Middle	1.00	24.7	24.7	7.6	7.6	7.6	7.6	93.0	93.0	8.9	9.0	2.6	2.5
					24.7		7.6		7.6		93.0		9.0		2.4	

Remark: The above highlighted measured values were considered as outlier by using a 95% of confidence level, and were excluded in the determination of Action and Limit Level.

Water Quality Monitoring Location : LFS

Date	Weather Condition	Start Time	Water depth (m)		Temperature (°C)		pH		DO (mg/L)		DO (%)		Turbidity (NTU)		Suspended Solids (mg/L)	
					Value	Average	Value	Average	Value	Average	Value	Average	Value	Average	Value	Average
16/09/2024	Cloudy	10:15	Middle	0.42	29.5	29.5	7.0	7.0	0.8	0.8	11.7	11.7	12.9	13.1	10.0	10.5
					29.5		7.0		0.8		11.7		13.3		11.0	
18/09/2024	Sunny	10:32	Middle	0.18	28.6	28.6	7.3	7.3	1.7	1.7	24.6	24.6	30.7	30.8	13.0	13.0
					28.6		7.3		1.7		24.6		30.8		13.0	
20/09/2024	Cloudy	9:59	Middle	0.28	30.3	30.3	7.0	7.0	2.5	2.6	34.0	34.9	13.7	13.7	25.0	23.5
					30.3		7.0		2.6		35.7		13.6		22.0	
23/09/2024	Sunny	10:30	Middle	0.31	26.8	26.8	7.6	7.6	4.6	4.6	58.1	57.3	12.8	12.9	3.6	4.4
					26.8		7.5		4.5		56.5		12.9		5.1	
25/09/2024	Sunny	10:00	Middle	0.39	27.9	27.9	7.4	7.4	4.7	4.6	59.4	58.9	30.0	29.9	2.0	2.2
					27.9		7.4		4.6		58.4		29.8		2.4	
27/09/2024	Sunny	11:39	Middle	0.25	28.1	28.1	7.3	7.3	3.7	3.7	52.0	52.1	10.4	10.5	3.3	3.1
					28.1		7.3		3.7		52.1		10.7		2.9	
30/09/2024	Sunny	10:10	Middle	0.30	30.1	30.1	7.1	7.1	2.8	2.7	37.0	36.4	9.9	9.8	5.7	6.2
					30.1		7.1		2.7		35.7		9.7		6.6	
3/10/2024	Sunny	10:57	Middle	0.32	26.0	26.0	7.1	7.1	3.9	3.8	47.8	47.2	8.9	9.1	6.6	6.6
					25.9		7.1		3.8		46.6		9.3		6.6	
5/10/2024	Sunny	10:25	Middle	0.29	27.4	27.4	7.3	7.3	4.5	4.5	57.0	57.7	12.9	13.0	4.1	4.5
					27.4		7.3		4.6		58.4		13.0		4.8	
8/10/2024	Sunny	7:03	Middle	0.33	29.4	29.4	7.5	7.5	5.4	5.4	70.3	70.2	10.0	10.0	5.2	5.0
					29.4		7.5		5.3		70.0		10.1		4.8	
10/10/2024	Sunny	10:45	Middle	0.34	28.8	28.8	7.6	7.6	6.1	6.1	80.0	80.0	15.6	15.7	6.3	5.7
					28.8		7.6		6.1		80.0		15.7		5.0	
12/10/2024	Sunny	13:42	Middle	0.21	28.4	28.4	7.3	7.3	6.0	6.0	76.6	76.6	14.6	14.2	10.0	9.7
					28.4		7.3		6.0		76.6		13.9		9.4	

Water Quality Monitoring Location : D1

Date	Weather Condition	Start Time	Water depth (m)		Temperature (°C)		pH		DO (mg/L)		DO (%)		Turbidity (NTU)		Suspended Solids (mg/L)	
					Value	Average	Value	Average	Value	Average	Value	Average	Value	Average	Value	Average
16/09/2024	Cloudy	9:55	Middle	0.45	29.4	29.4	6.8	6.8	1.0	1.0	13.9	14.0	13.3	13.4	22.0	22.0
					29.4		6.8		1.0		14.1		13.6		22.0	
18/09/2024	Sunny	10:50	Middle	0.50	30.0	30.0	7.4	7.4	4.2	4.2	58.9	58.9	19.2	19.2	4.4	4.5
					30.0		7.4		4.3		58.8		19.2		4.6	
20/09/2024	Cloudy	10:15	Middle	0.30	31.5	31.5	7.3	7.3	5.1	5.1	76.1	76.0	43.7	43.7	4.8	5.5
					31.5		7.3		5.1		75.9		43.7		6.1	
23/09/2024	Sunny	10:49	Middle	0.09	27.4	27.4	7.4	7.4	4.9	4.8	62.1	61.4	9.6	9.5	10.0	9.7
					27.4		7.4		4.8		60.7		9.4		9.3	
25/09/2024	Sunny	10:11	Middle	0.24	28.9	28.9	7.3	7.3	5.2	5.2	67.2	68.1	23.6	24.2	2.8	2.6
					28.9		7.3		5.3		69.0		24.8		2.4	
27/09/2024	Sunny	11:53	Middle	0.15	29.3	29.3	7.3	7.3	4.8	4.8	61.0	61.3	11.1	11.3	2.3	1.8
					29.3		7.3		4.9		61.6		11.4		1.3	
30/09/2024	Sunny	10:23	Middle	0.20	30.9	30.9	7.1	7.2	4.1	4.4	56.6	60.6	12.2	12.2	6.9	5.8
					30.9		7.2		4.6		64.6		12.2		4.7	
3/10/2024	Sunny	11:12	Middle	0.34	26.1	26.1	7.1	7.1	5.0	5.0	65.1	64.2	19.7	19.5	14.6	16.5
					26.0		7.1		4.9		63.3		19.3		18.4	
5/10/2024	Sunny	10:46	Middle	0.16	29.1	29.1	7.0	6.9	6.4	6.4	83.2	83.5	12.9	12.9	33.1	31.8
					29.1		6.9		6.5		83.8		12.9		30.4	
8/10/2024	Sunny	7:41	Middle	0.20	27.4	27.4	7.0	7.0	7.4	7.4	93.9	93.9	16.1	16.1	4.7	5.0
					27.4		7.0		7.4		93.9		16.1		5.2	
10/10/2024	Sunny	11:14	Middle	0.09	28.0	28.0	7.3	7.3	6.9	6.9	89.3	89.4	11.6	11.6	52.4	45.1
					28.0		7.3		6.9		89.4		11.6		37.8	
12/10/2024	Sunny	13:58	Middle	0.12	28.6	28.6	7.0	7.0	5.6	5.7	72.2	72.5	12.7	12.7	13.5	13.2
					28.6		7.0		5.7		72.7		12.8		12.8	

Remark: The above highlighted measured values were considered as outlier by using a 95% of confidence level, and were excluded in the determination of Action and Limit Level.

Contract No. WD/03/2023
Hung Shui Kiu/Ha Tsuen New Development Area
Second Phase Development - Environmental Team
Baseline Water Quality Monitoring Result

Water Quality Monitoring Location : D3

Date	Weather Condition	Start Time	Water depth (m)		Temperature (°C)		pH		DO (mg/L)		DO (%)		Turbidity (NTU)		Suspended Solids (mg/L)	
					Value	Average	Value	Average	Value	Average	Value	Average	Value	Average	Value	Average
16/09/2024	Cloudy	11:40	Middle	0.03	28.7	28.7	7.4	7.4	8.2	8.2	105.5	105.4	3.5	3.3	45.0	52.5
					28.7		7.4		8.1		105.3		3.1		60.0	
18/09/2024	Sunny	11:31	Middle	0.03	28.4	28.4	7.4	7.4	6.8	6.8	87.6	88.1	7.3	7.3	1.3	1.2
					28.4		7.4		6.9		88.5		7.3		<1.0	
20/09/2024	Cloudy	9:15	Middle	0.03	28.3	28.3	7.1	7.1	5.6	5.6	71.2	71.5	1.5	1.4	18.0	17.0
					28.3		7.2		5.6		71.8		1.4		16.0	
23/09/2024	Sunny	9:45	Middle	0.03	26.3	26.3	7.2	7.2	5.8	5.7	71.3	71.0	1.9	1.9	2.3	2.4
					26.3		7.2		5.7		70.6		1.9		2.4	
25/09/2024	Sunny	9:06	Middle	0.02	27.3	27.3	7.4	7.3	6.5	6.5	82.6	82.4	8.1	8.3	3.0	3.1
					27.3		7.3		6.5		82.1		8.4		3.2	
27/09/2024	Sunny	10:55	Middle	0.04	27.9	27.9	7.4	7.4	6.9	6.9	86.8	87.0	4.6	4.6	<1.0	2.1
					27.9		7.4		6.9		87.1		4.7		3.2	
30/09/2024	Sunny	9:22	Middle	0.03	28.6	28.6	7.5	7.4	7.4	7.4	96.0	95.7	5.7	5.7	11.0	10.5
					28.6		7.4		7.4		95.3		5.7		10.0	
3/10/2024	Sunny	9:05	Middle	0.03	22.7	22.7	7.2	7.1	6.7	6.6	77.3	76.8	5.2	5.0	25.0	36.8
					22.7		7.1		6.6		76.2		4.8		48.6	
5/10/2024	Sunny	9:38	Middle	0.03	26.0	26.0	7.1	7.1	8.0	8.0	98.3	98.4	7.0	7.0	146.0	174.5
					26.0		7.1		8.0		98.4		7.0		203.0	
8/10/2024	Sunny	9:05	Middle	0.03	27.5	27.5	7.2	7.2	4.8	4.8	60.3	60.3	11.1	11.1	45.6	57.5
					27.5		7.2		4.8		60.3		11.1		69.4	
10/10/2024	Sunny	9:18	Middle	0.03	27.9	27.9	7.2	7.2	6.9	6.9	87.9	88.0	9.0	9.0	37.8	24.0
					27.9		7.2		6.9		88.0		9.0		10.1	
12/10/2024	Sunny	13:11	Middle	0.03	28.1	28.1	7.2	7.2	7.1	7.1	91.6	91.8	8.7	8.7	15.3	13.6
					28.1		7.2		7.1		91.9		8.7		11.8	

Remark: The above highlighted measured values were considered as outlier by using a 95% of confidence level, and were excluded in the determination of Action and Limit Level.

Water Quality Monitoring Location : D4a

Date	Weather Condition	Start Time	Water depth (m)		Temperature (°C)		pH		DO (mg/L)		DO (%)		Turbidity (NTU)		Suspended Solids (mg/L)	
					Value	Average	Value	Average	Value	Average	Value	Average	Value	Average	Value	Average
16/09/2024	Cloudy	10:55	Middle	0.11	27.0	27.0	6.6	6.6	7.1	7.2	88.9	89.9	17.3	18.0	17.0	17.0
					27.0		6.6		7.2		90.8		18.6		17.0	
18/09/2024	Sunny	11:04	Middle	0.12	26.8	26.8	7.1	7.1	7.2	7.2	90.3	90.3	18.6	19.8	7.0	6.7
					26.8		7.1		7.2		90.3		21.0		6.4	
20/09/2024	Cloudy	10:27	Middle	0.14	27.9	27.9	7.2	7.2	7.1	7.1	90.8	90.8	22.3	22.3	7.0	8.1
					27.9		7.2		7.1		90.8		22.3		9.1	
23/09/2024	Sunny	11:02	Middle	0.15	26.0	26.0	7.2	7.3	7.5	7.4	92.1	91.3	26.0	26.3	7.3	8.4
					26.0		7.3		7.3		90.4		26.7		9.4	
25/09/2024	Sunny	10:20	Middle	0.15	26.7	26.7	7.3	7.2	7.7	7.7	96.3	96.2	26.5	28.1	1.6	2.0
					26.7		7.2		7.7		96.1		29.7		2.4	
27/09/2024	Sunny	12:11	Middle	0.12	27.1	27.1	7.0	7.0	7.2	7.2	88.5	89.4	16.7	16.8	<1.0	<1.0
					27.1		7.0		7.2		90.3		16.9		<1.0	
30/09/2024	Sunny	10:33	Middle	0.11	27.7	27.7	6.8	6.8	7.0	7.0	88.4	88.5	15.6	15.5	25.0	24.5
					27.7		6.8		7.0		88.6		15.5		24.0	
3/10/2024	Sunny	11:22	Middle	0.10	25.2	25.2	7.7	7.7	7.8	7.8	95.0	95.4	25.0	24.8	3.7	5.2
					25.2		7.7		7.9		95.7		24.7		6.6	
5/10/2024	Sunny	11:01	Middle	0.10	28.9	28.9	6.9	6.9	6.6	6.6	85.4	85.6	18.9	19.4	36.0	76.0
					28.9		6.9		6.6		85.8		19.8		116.0	
8/10/2024	Sunny	7:27	Middle	0.10	29.9	29.9	7.5	7.5	5.9	5.9	79.0	79.0	9.6	9.6	29.0	26.7
					29.9		7.5		5.9		79.0		9.6		24.3	
10/10/2024	Sunny	11:31	Middle	0.08	28.5	28.5	7.4	7.4	6.9	6.9	92.1	92.3	11.3	11.2	6.2	20.9
					28.5		7.4		7.0		92.5		11.1		35.6	
12/10/2024	Sunny	14:11	Middle	0.09	28.8	28.8	7.2	7.2	7.5	7.5	96.6	96.6	16.6	16.8	20.3	20.5
					28.8		7.22.		7.5		96.6		17.0		20.6	

Remark: The above highlighted measured values were considered as outlier by using a 95% of confidence level, and were excluded in the determination of Action and Limit Level.

Water Quality Monitoring Location : D5a

Date	Weather Condition	Start Time	Water depth (m)		Temperature (°C)		pH		DO (mg/L)		DO (%)		Turbidity (NTU)		Suspended Solids (mg/L)	
					Value	Average	Value	Average	Value	Average	Value	Average	Value	Average	Value	Average
16/09/2024	Cloudy	12:27	Middle	0.1	27.3	27.3	7.1	7.1	6.1	6.1	77.3	77.2	10.7	10.6	3.1	3.7
					27.3		7.1		6.1		77.0		10.4		4.2	
18/09/2024	Sunny	11:58	Middle	0.12	27.2	27.3	7.8	7.8	6.1	6.1	76.5	77.3	18.6	18.7	1.3	1.4
					27.3		7.9		6.2		78.1		18.9		1.5	
20/09/2024	Cloudy	10:53	Middle	0.11	27.9	27.8	7.7	7.6	5.1	5.1	65.5	65.4	10.9	10.9	6.2	6.3
					27.7		7.6		5.1		65.3		10.9		6.3	
23/09/2024	Sunny	11:49	Middle	0.11	26.0	26.0	7.1	7.1	6.0	6.0	73.8	73.9	13.5	13.6	5.2	5.0
					26.0		7.1		6.0		74.0		13.6		4.8	
25/09/2024	Sunny	10:46	Middle	0.11	27.3	27.3	8.8	8.8	7.5	7.5	94.7	94.6	17.3	17.2	3.2	3.3
					27.3		8.8		7.5		94.4		17.1		3.4	
27/09/2024	Sunny	10:09	Middle	0.12	27.9	27.9	8.1	8.1	7.0	7.0	86.2	86.8	12.3	12.3	1.2	1.7
					27.9		8.1		7.1		87.3		12.3		2.1	
30/09/2024	Sunny	10:58	Middle	0.12	28.2	28.2	7.4	7.4	6.0	5.9	76.8	76.2	14.5	14.1	14.0	14.0
					28.2		7.4		5.9		75.5		13.7		14.0	
3/10/2024	Sunny	10:38	Middle	0.11	25.5	25.6	7.5	7.4	6.0	6.1	73.0	75.1	4.9	5.0	22.6	22.1
					25.7		7.4		6.3		77.1		5.1		21.5	
5/10/2024	Sunny	12:08	Middle	0.11	28.9	28.9	6.8	6.8	6.3	6.3	81.6	81.7	4.6	4.6	22.0	21.8
					28.9		6.8		6.3		81.8		4.6		21.6	
8/10/2024	Sunny	8:28	Middle	0.11	27.4	27.4	8.7	8.7	5.5	5.5	69.4	69.3	19.4	19.4	28.0	25.1
					27.4		8.7		5.5		69.2		19.4		22.2	
10/10/2024	Sunny	12:01	Middle	0.10	28.1	28.1	8.2	8.2	6.0	6.0	79.5	79.5	5.7	5.7	977.0	654.0
					28.1		8.2		6.0		79.5		5.7		331.0	
12/10/2024	Sunny	14:43	Middle	0.11	28.2	28.2	8.2	8.2	6.0	6.1	80.3	80.6	8.9	9.0	4.0	5.3
					28.2		8.2		6.1		80.9		9.1		6.5	

Remark: The above highlighted measured values were considered as outlier by using a 95% of confidence level, and were excluded in the determination of Action and Limit Level.

Contract No. WD/03/2023
Hung Shui Kiu/Ha Tsuen New Development Area
Second Phase Development - Environmental Team
Baseline Water Quality Monitoring Result

Water Quality Monitoring Location : D6a

Date	Weather Condition	Start Time	Water depth (m)		Temperature (°C)		pH		DO (mg/L)		DO (%)		Turbidity (NTU)		Suspended Solids (mg/L)	
					Value	Average	Value	Average	Value	Average	Value	Average	Value	Average	Value	Average
16/09/2024	Cloudy	12:45	Middle	0.39	26.5	26.5	6.1	6.1	7.6	7.6	94.3	94.3	9.3	9.3	5.0	5.1
					26.5		6.1		7.6		94.3		9.3		5.1	
18/09/2024	Sunny	12:07	Middle	0.33	27.2	27.2	7.4	7.5	7.8	7.8	98.4	98.5	10.6	10.8	3.8	4.5
					27.2		7.7		7.8		98.5		11.1		5.1	
20/09/2024	Cloudy	11:05	Middle	0.33	27.1	27.2	6.6	6.6	7.5	7.5	93.7	93.8	14.0	13.9	6.8	6.7
					27.2		6.6		7.5		93.8		13.8		6.5	
23/09/2024	Sunny	11:59	Middle	0.23	25.4	25.4	7.2	7.0	8.0	8.0	97.7	97.5	11.9	11.7	8.0	8.7
					25.4		6.9		8.0		97.2		11.5		9.4	
25/09/2024	Sunny	10:57	Middle	0.30	26.8	26.9	7.5	7.5	8.1	8.1	101.2	101.1	8.2	8.4	1.9	2.4
					26.9		7.6		8.1		100.9		8.5		2.8	
27/09/2024	Sunny	10:20	Middle	0.12	26.9	26.9	7.3	7.3	7.9	7.9	99.0	99.3	9.9	9.9	1.8	2.4
					26.9		7.3		7.9		99.5		10.0		3.0	
30/09/2024	Sunny	11:07	Middle	0.17	27.3	27.4	7.8	7.8	7.8	7.8	98.2	98.3	14.8	14.7	5.7	6.0
					27.4		7.8		7.8		98.3		14.6		6.3	
3/10/2024	Sunny	10:49	Middle	0.14	26.8	26.8	7.7	7.7	7.7	7.7	96.9	97.4	12.2	12.5	5.8	11.2
					26.8		7.7		7.8		97.9		12.7		16.5	
5/10/2024	Sunny	12:26	Middle	0.10	28.9	28.9	7.0	7.0	6.3	6.3	82.0	82.1	12.5	12.6	6.9	10.6
					28.9		7.0		6.3		82.1		12.7		14.3	
8/10/2024	Sunny	8:49	Middle	0.13	28.1	28.1	7.1	7.1	7.0	7.0	89.7	89.6	14.8	14.9	24.6	21.7
					28.1		7.1		7.0		89.5		14.9		18.8	
10/10/2024	Sunny	12:19	Middle	0.06	27.9	27.9	7.2	7.2	7.3	7.3	97.2	97.3	11.1	11.2	2.2	3.2
					27.9		7.2		7.3		97.4		11.2		4.1	
12/10/2024	Sunny	15:01	Middle	0.05	28.2	28.2	7.2	7.2	6.9	6.9	89.0	89.4	12.6	12.6	8.7	7.2
					28.2		7.2		6.9		89.7		12.7		5.6	

Remark: The above highlighted measured values were considered as outlier by using a 95% of confidence level, and were excluded in the determination of Action and Limit Level.

Appendix 4 Graphical Presentations

Appendix 4-1 Baseline Air Quality Monitoring Results

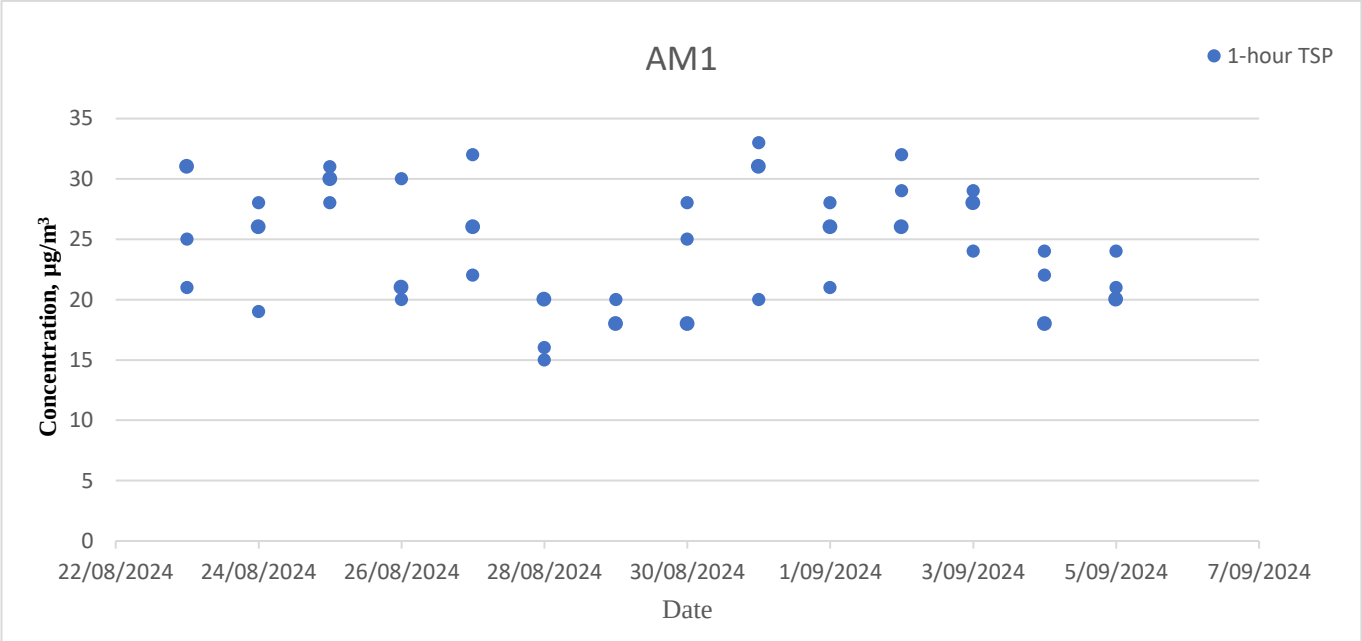
AM1
1-hour TSP
Concentration, µg/m³
35
30
25
20
15
10
5
0
22/08/2024
24/08/2024
26/08/2024
28/08/2024
30/08/2024
1/09/2024
3/09/2024
5/09/2024
7/09/2024
Date

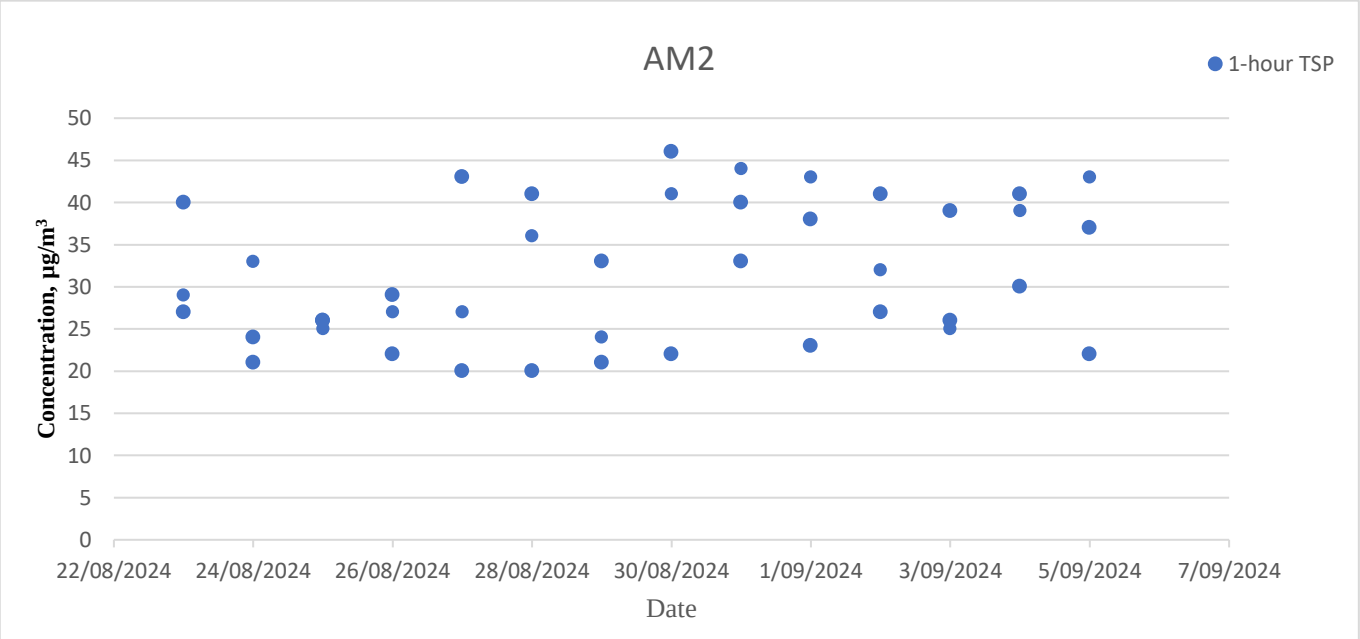
AM2
1-hour TSP
Concentration, µg/m³
50
45
40
35
30
25
20
15
10
5
0
22/08/2024
24/08/2024
26/08/2024
28/08/2024
30/08/2024
1/09/2024
3/09/2024
5/09/2024
7/09/2024
Date

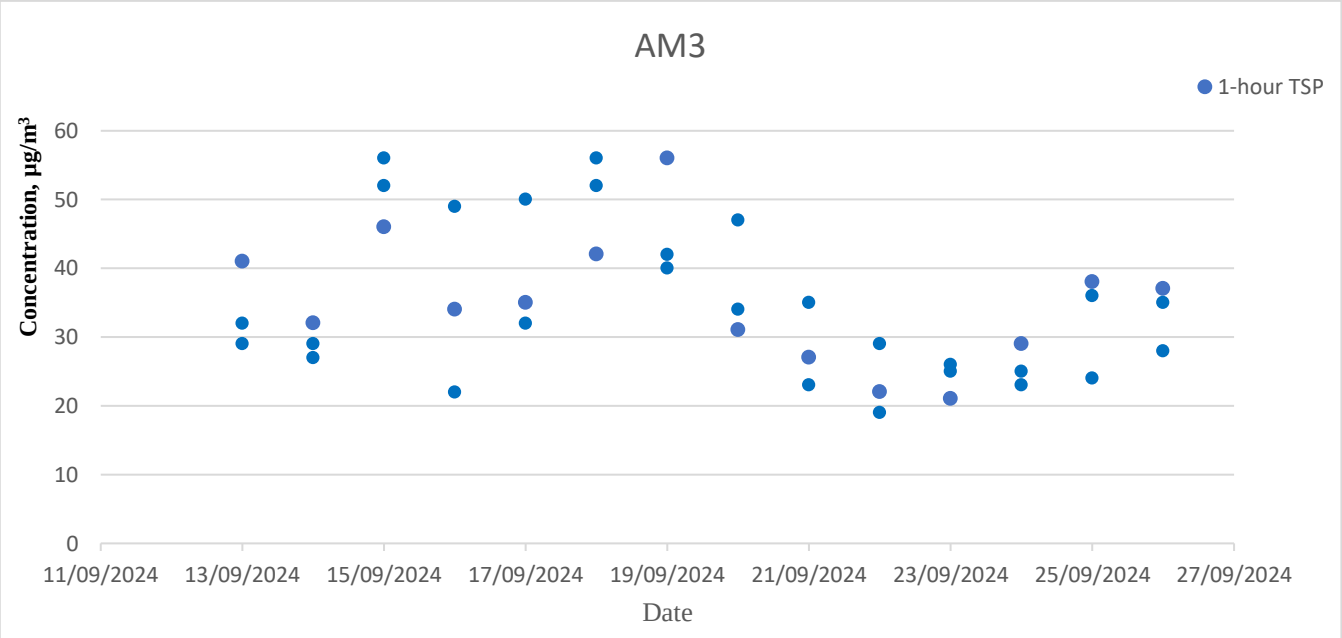
AM3
1-hour TSP
Concentration, µg/m³
60
50
40
30
20
10
0
11/09/2024
13/09/2024
15/09/2024
17/09/2024
19/09/2024
21/09/2024
23/09/2024
25/09/2024
27/09/2024
Date

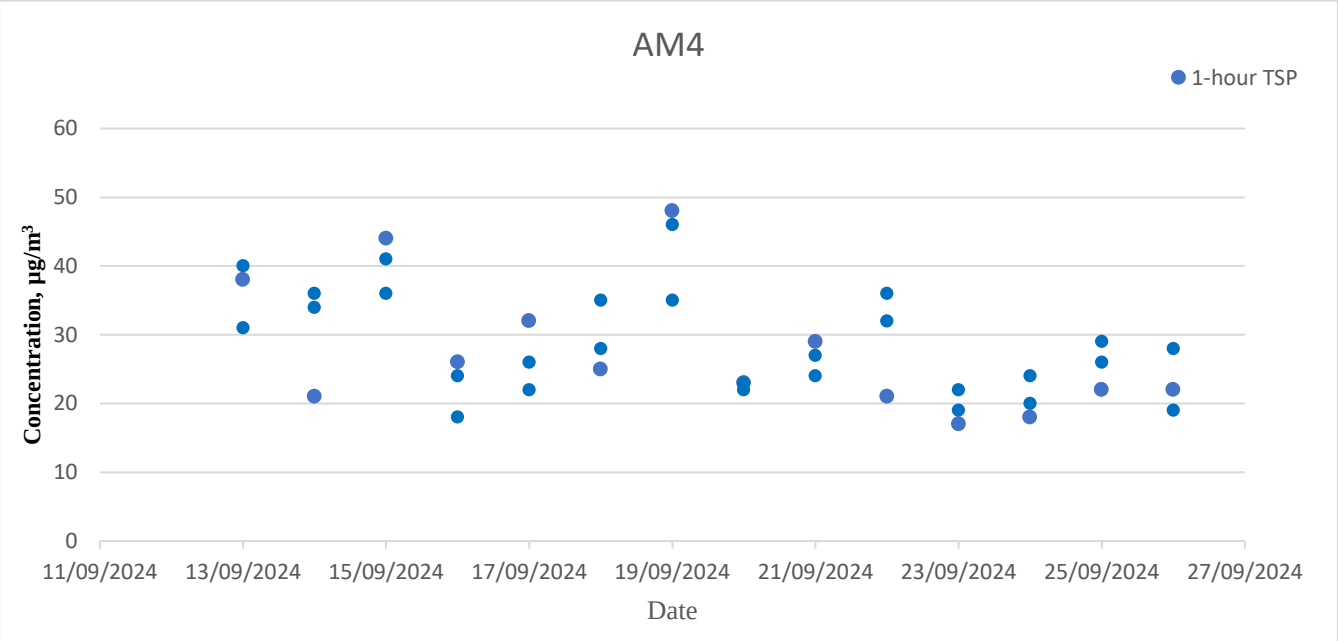
AM4
1-hour TSP
Concentration, µg/m³
60
50
40
30
20
10
0
11/09/2024
13/09/2024
15/09/2024
17/09/2024
19/09/2024
21/09/2024
23/09/2024
25/09/2024
27/09/2024
Date

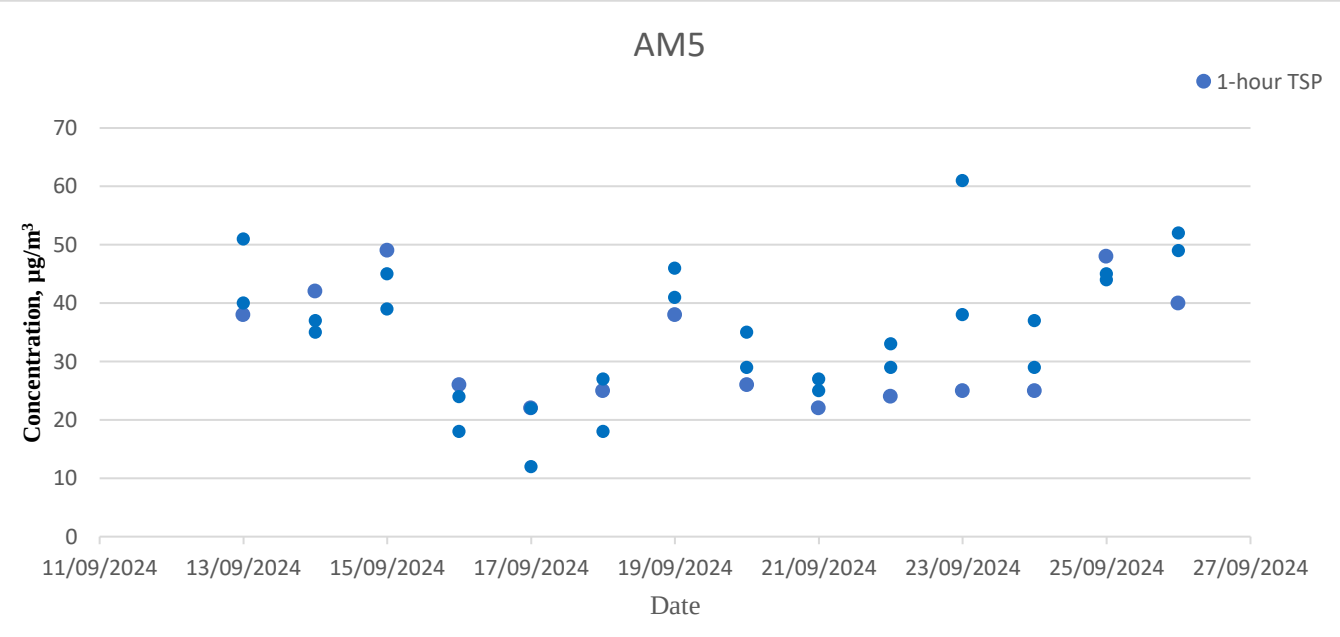
AM5
1-hour TSP
Concentration, µg/m³
70
60
50
40
30
20
10
0
11/09/2024
13/09/2024
15/09/2024
17/09/2024
19/09/2024
21/09/2024
23/09/2024
25/09/2024
27/09/2024
Date

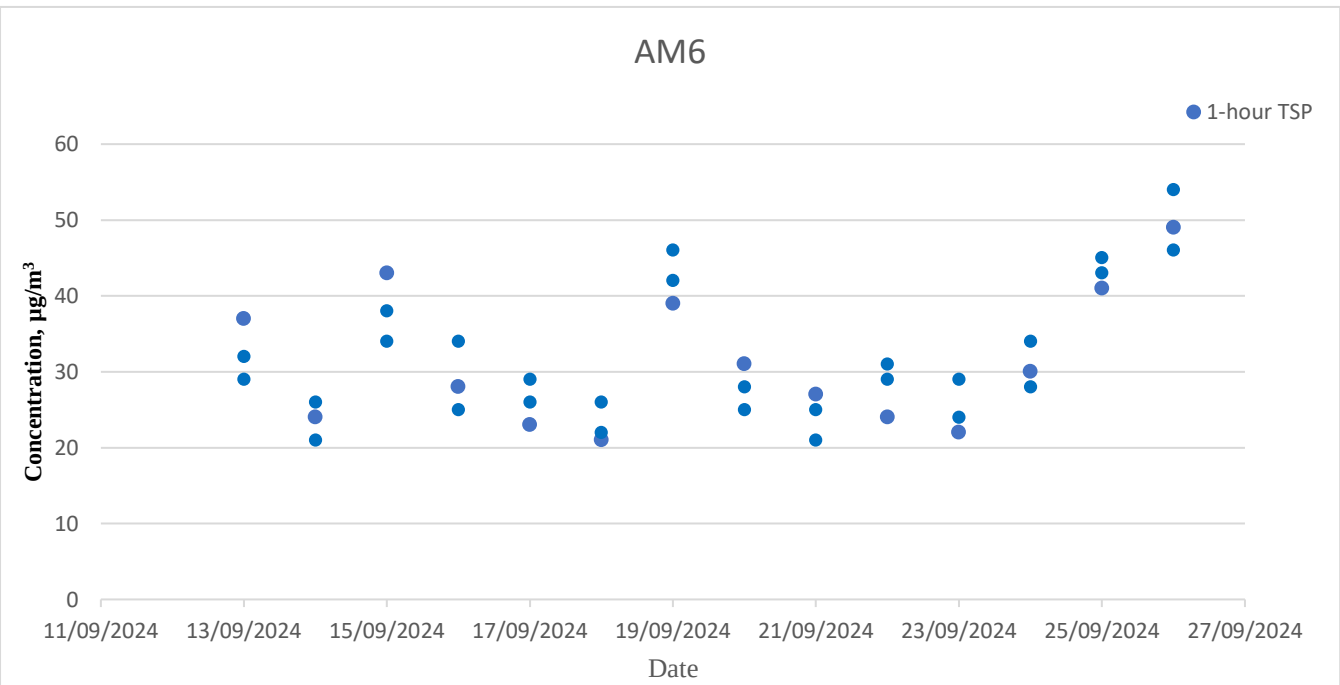
AM6
1-hour TSP
Concentration, µg/m³
60
50
40
30
20
10
0
11/09/2024
13/09/2024
15/09/2024
17/09/2024
19/09/2024
21/09/2024
23/09/2024
25/09/2024
27/09/2024
Date

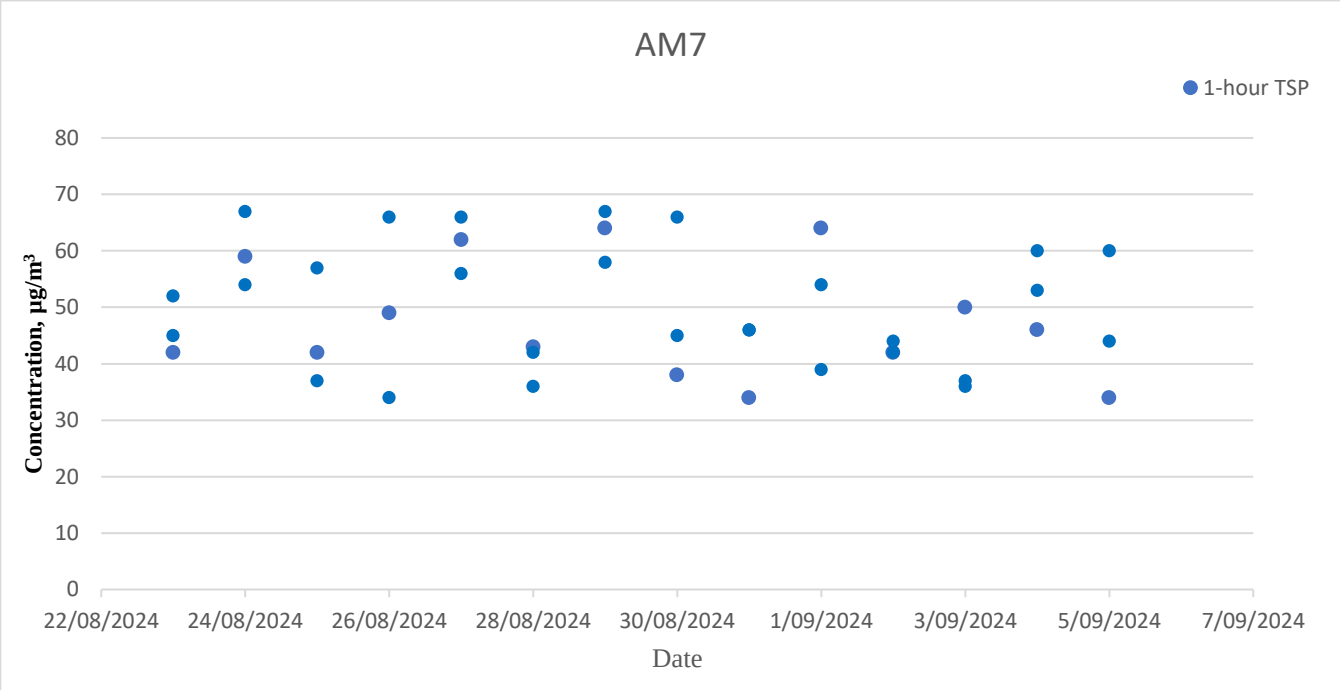
AM7
1-hour TSP
Concentration, µg/m³
80
70
60
50
40
30
20
10
0
22/08/2024
24/08/2024
26/08/2024
28/08/2024
30/08/2024
1/09/2024
3/09/2024
5/09/2024
7/09/2024
Date

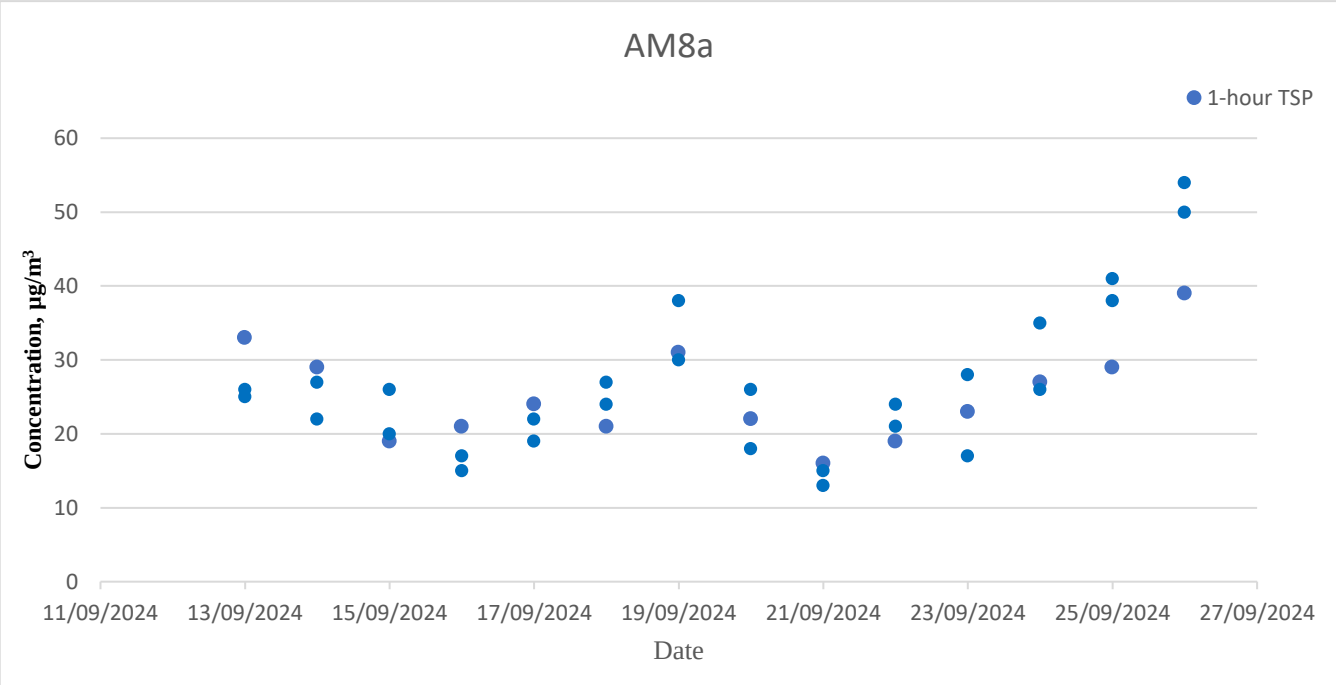
AM8a
1-hour TSP
Concentration, µg/m³
60
50
40
30
20
10
0
11/09/2024
13/09/2024
15/09/2024
17/09/2024
19/09/2024
21/09/2024
23/09/2024
25/09/2024
27/09/2024
Date

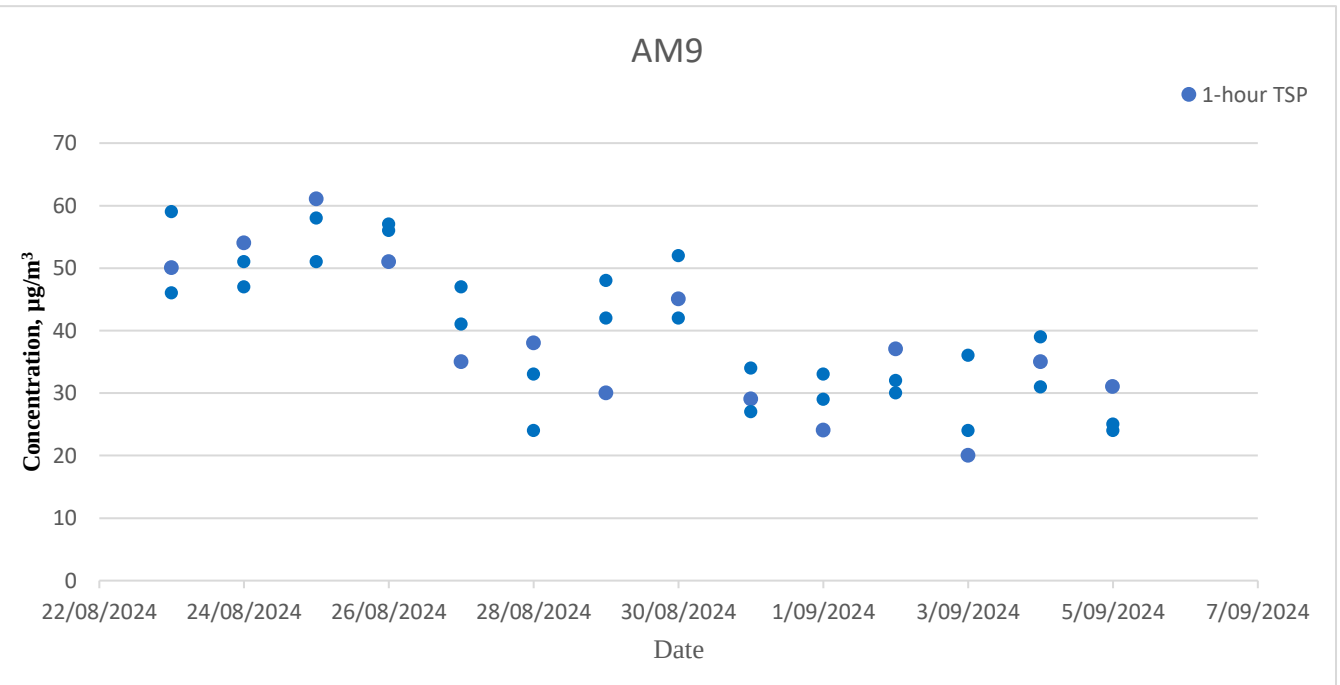
AM9
1-hour TSP
Concentration, µg/m³
70
60
50
40
30
20
10
0
22/08/2024
24/08/2024
26/08/2024
28/08/2024
30/08/2024
1/09/2024
3/09/2024
5/09/2024
7/09/2024
Date

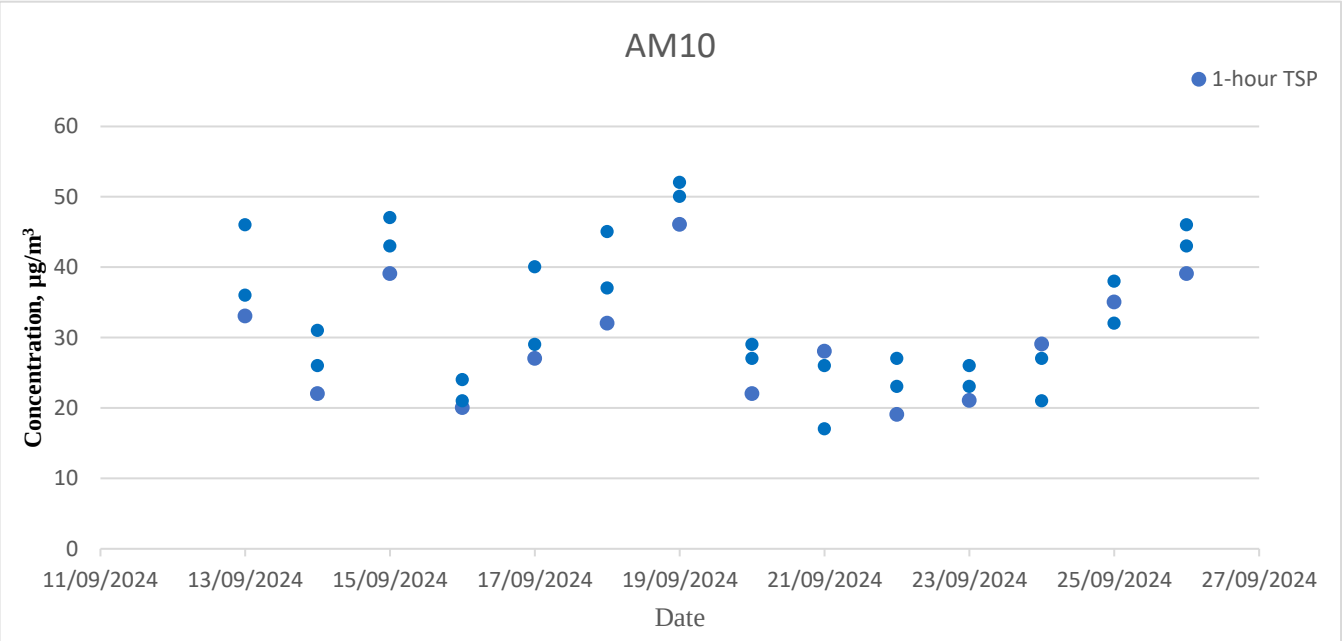
AM10
1-hour TSP
Concentration, µg/m³
60
50
40
30
20
10
0
11/09/2024
13/09/2024
15/09/2024
17/09/2024
19/09/2024
21/09/2024
23/09/2024
25/09/2024
27/09/2024
Date

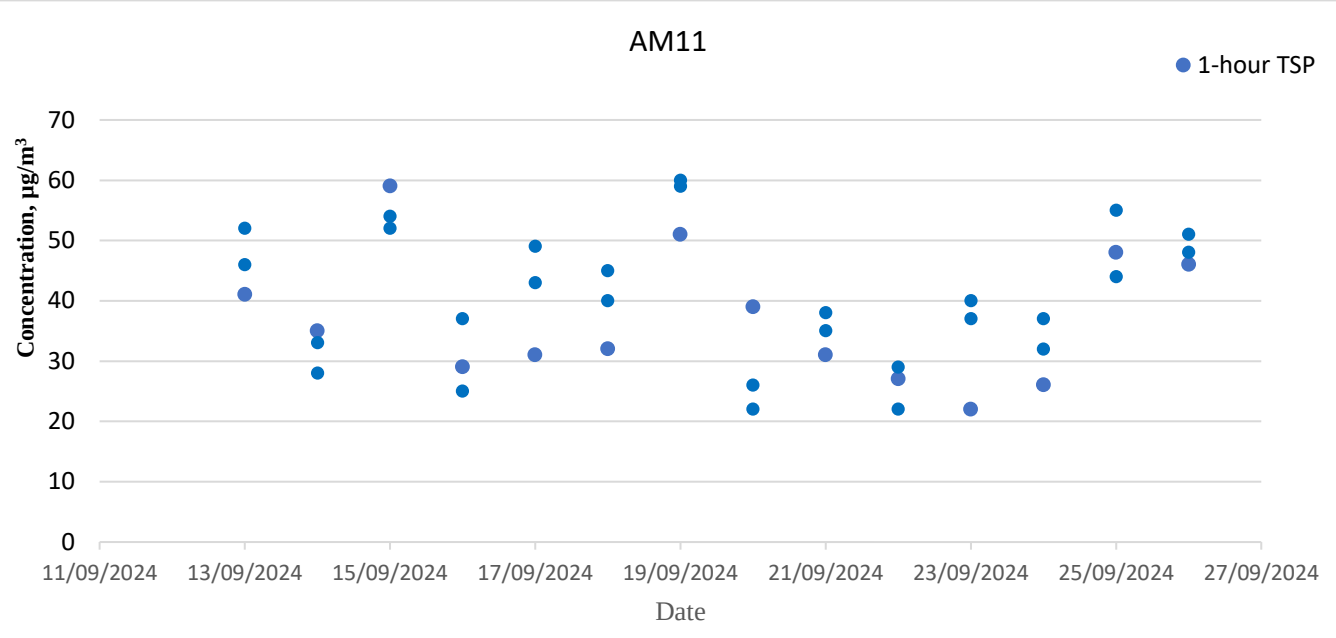
AM11
1-hour TSP
Concentration, µg/m³
70
60
50
40
30
20
10
0
11/09/2024
13/09/2024
15/09/2024
17/09/2024
19/09/2024
21/09/2024
23/09/2024
25/09/2024
27/09/2024
Date

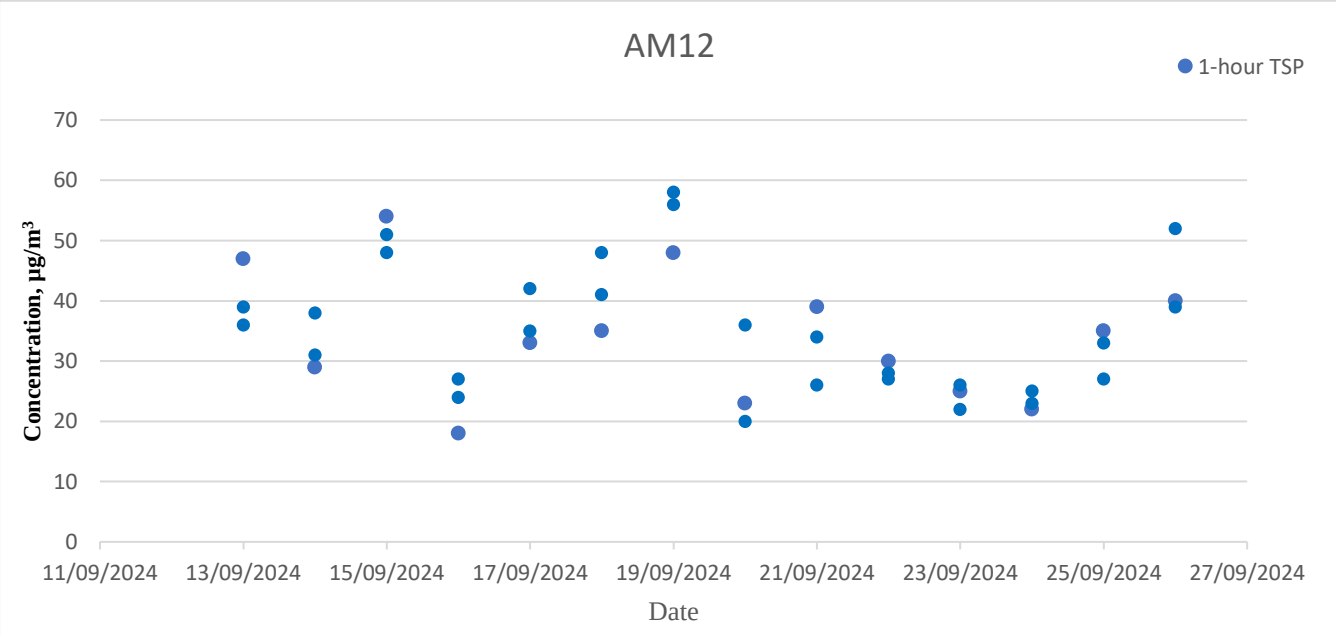
AM12
1-hour TSP
Concentration, µg/m³
70
60
50
40
30
20
10
0
11/09/2024
13/09/2024
15/09/2024
17/09/2024
19/09/2024
21/09/2024
23/09/2024
25/09/2024
27/09/2024
Date

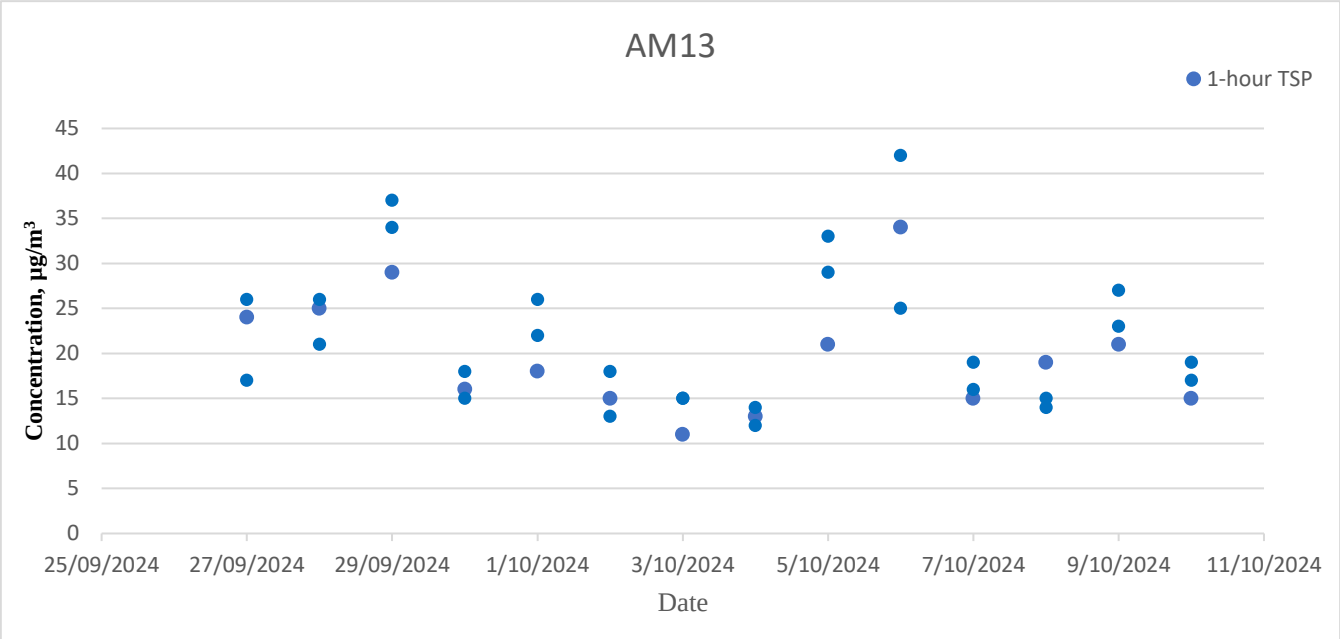
AM13
1-hour TSP
Concentration, µg/m³
45
40
35
30
25
20
15
10
5
0
25/09/2024
27/09/2024
29/09/2024
1/10/2024
3/10/2024
5/10/2024
7/10/2024
9/10/2024
11/10/2024
Date

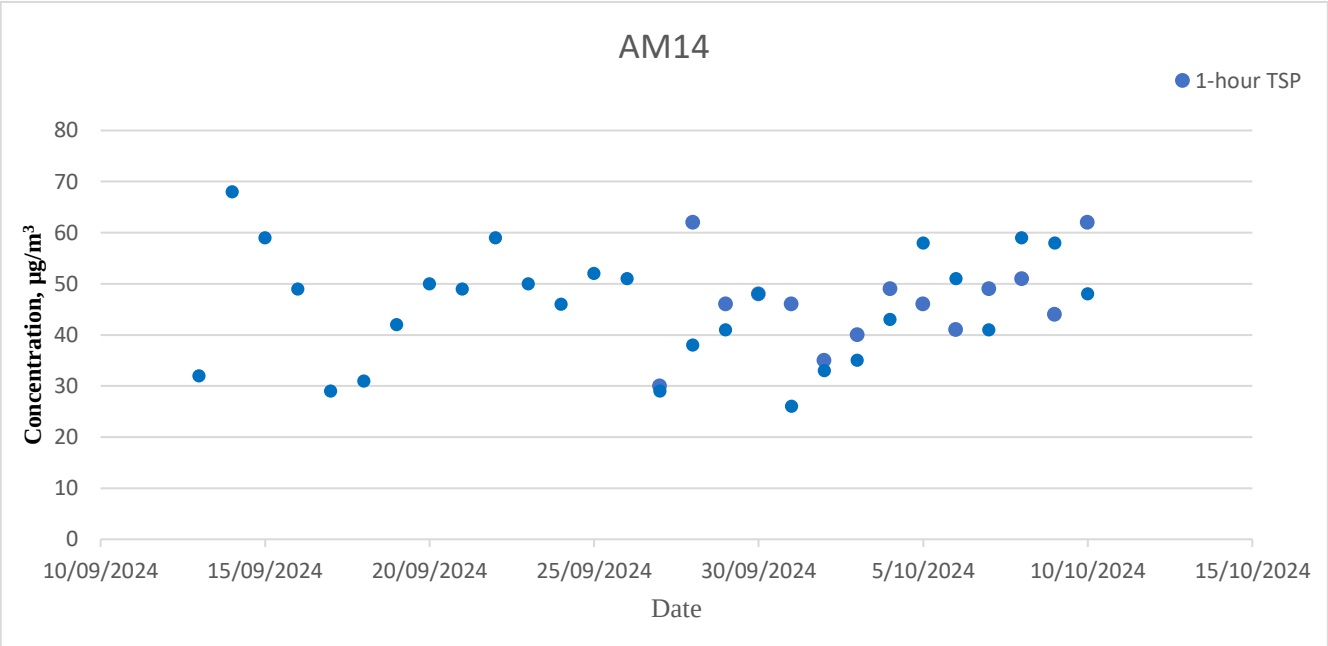
AM14
1-hour TSP
Concentration, µg/m³
80
70
60
50
40
30
20
10
0
10/09/2024
15/09/2024
20/09/2024
25/09/2024
30/09/2024
5/10/2024
10/10/2024
15/10/2024
Date

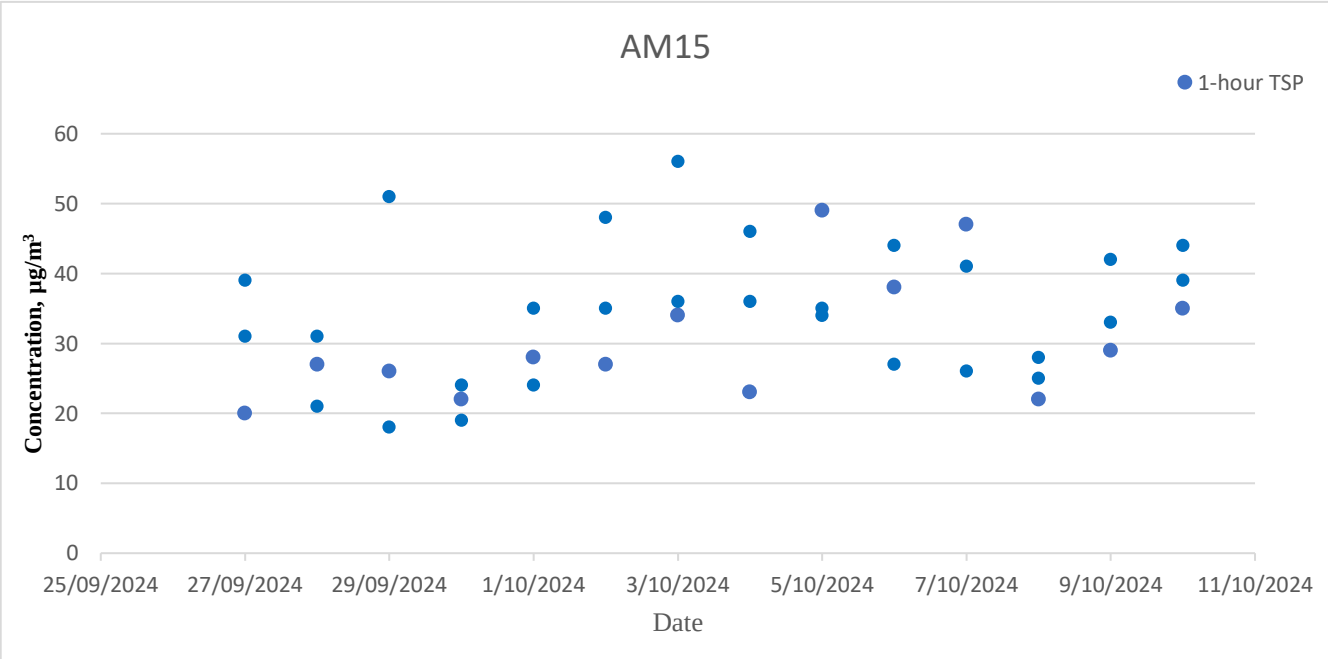
AM15
1-hour TSP
Concentration, µg/m³
60
50
40
30
20
10
0
25/09/2024
27/09/2024
29/09/2024
1/10/2024
3/10/2024
5/10/2024
7/10/2024
9/10/2024
11/10/2024
Date

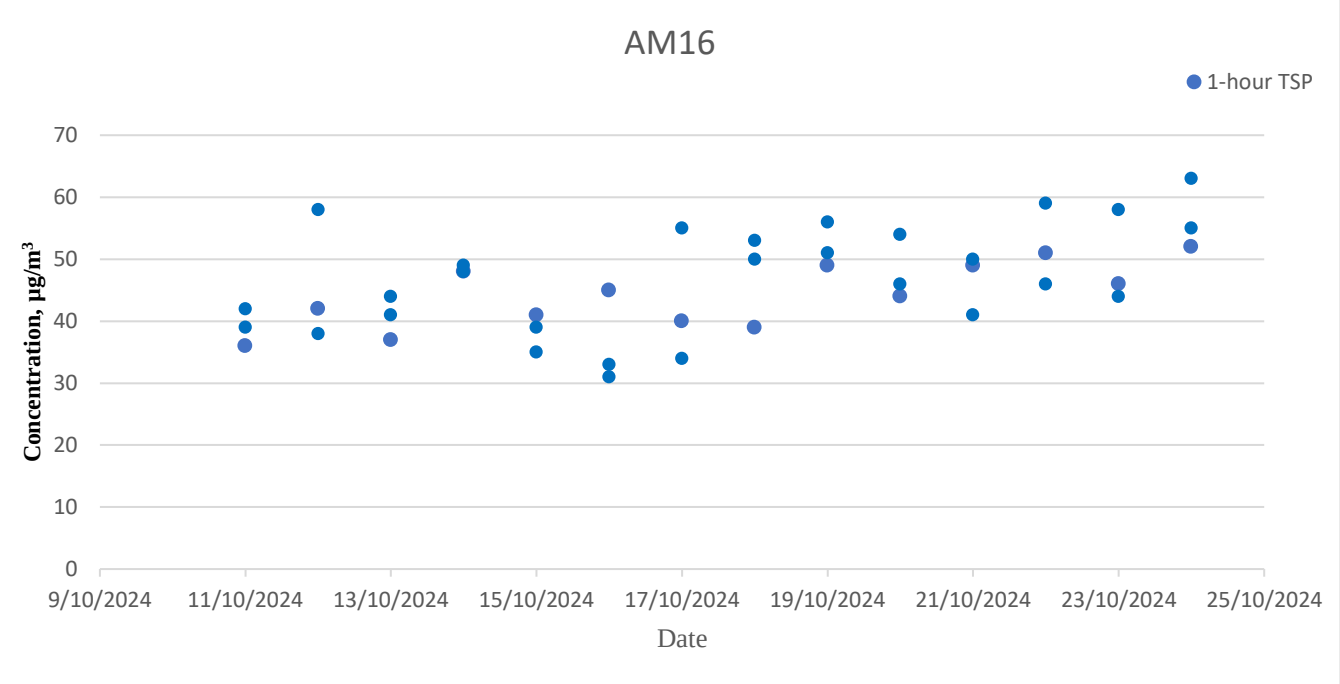
AM16
1-hour TSP
Concentration, µg/m³
70
60
50
40
30
20
10
0
9/10/2024
11/10/2024
13/10/2024
15/10/2024
17/10/2024
19/10/2024
21/10/2024
23/10/2024
25/10/2024
Date

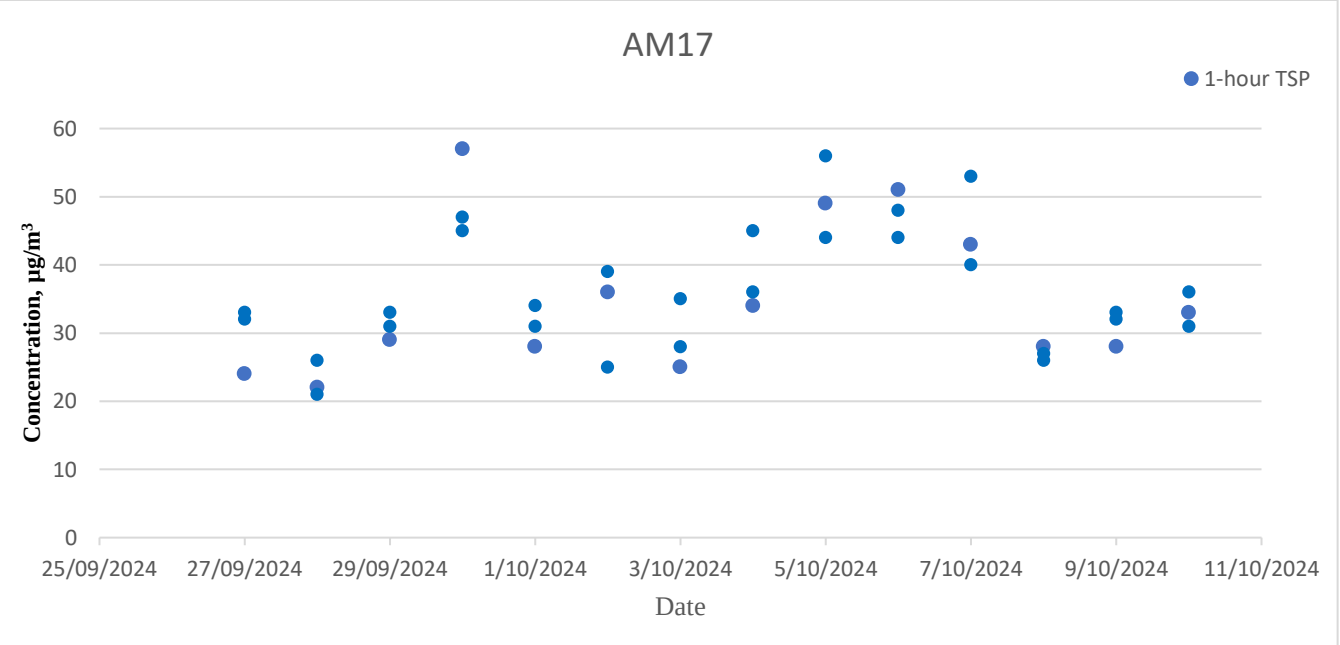
AM17
1-hour TSP
Concentration, µg/m³
60
50
40
30
20
10
0
25/09/2024
27/09/2024
29/09/2024
1/10/2024
3/10/2024
5/10/2024
7/10/2024
9/10/2024
11/10/2024
Date

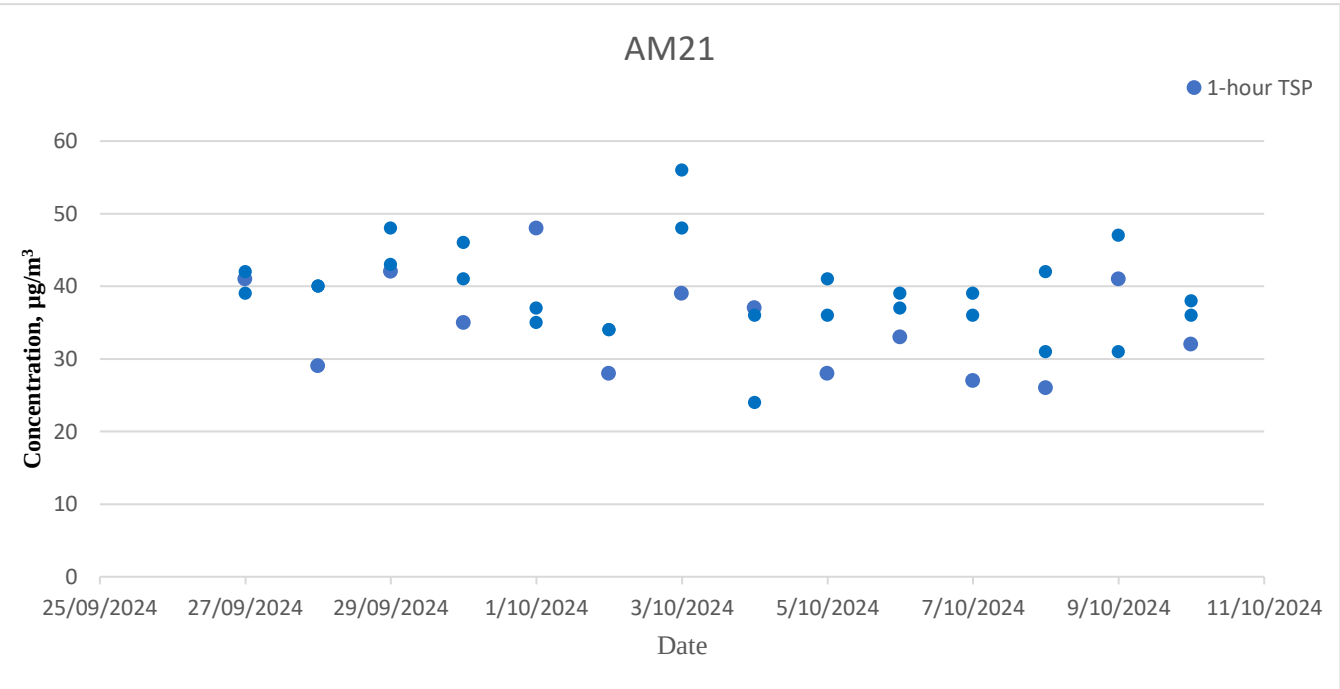
AM21
1-hour TSP
Concentration, µg/m³
60
50
40
30
20
10
0
25/09/2024
27/09/2024
29/09/2024
1/10/2024
3/10/2024
5/10/2024
7/10/2024
9/10/2024
11/10/2024
Date

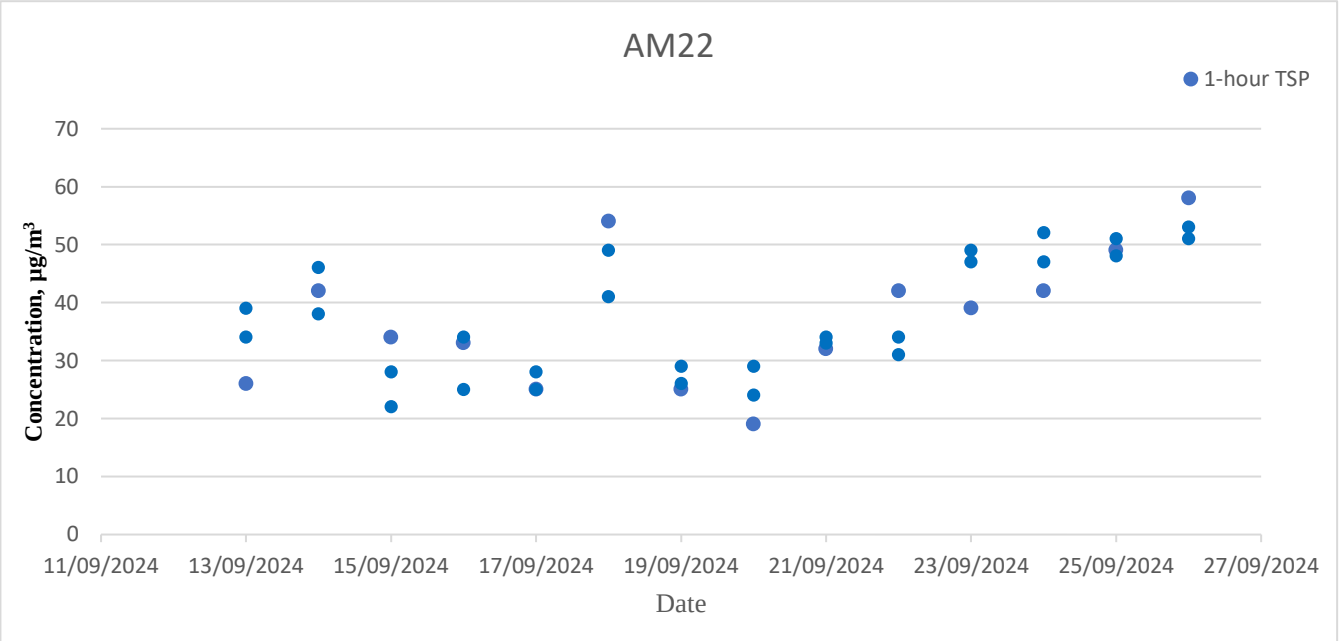
AM22
1-hour TSP
70
60
50
40
30
20
10
0
Concentration, µg/m³
11/09/2024
13/09/2024
15/09/2024
17/09/2024
19/09/2024
21/09/2024
23/09/2024
25/09/2024
27/09/2024
Date

Appendix 4-2 Baseline Noise Monitoring Results

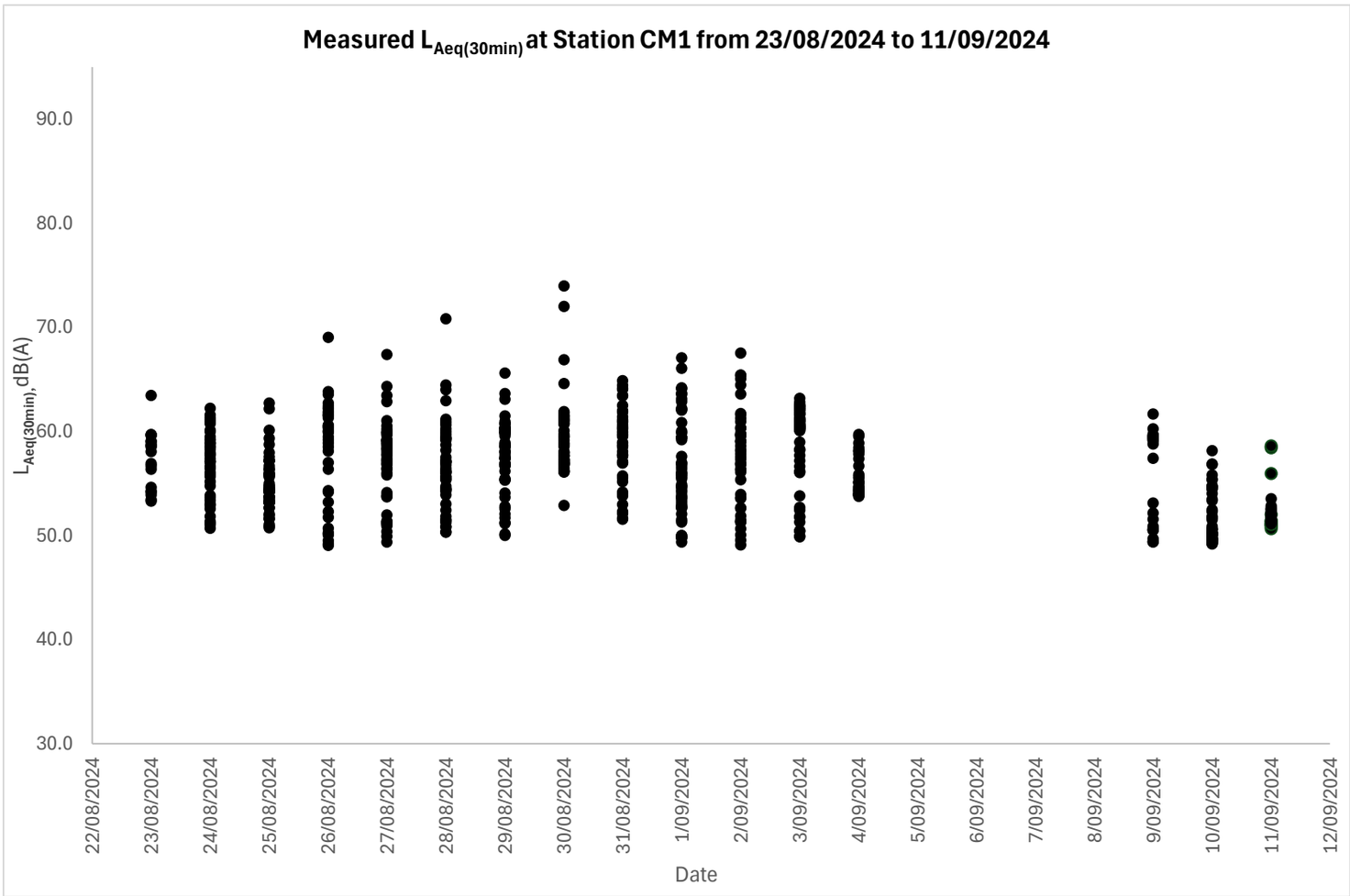
Measured $L_{Aeq(30min)}$ at Station CM1 from 23/08/2024 to 11/09/2024
$L_{Aeq(30min)}$, dB(A)
90.0
80.0
70.0
60.0
50.0
40.0
30.0
22/08/2024
23/08/2024
24/08/2024
25/08/2024
26/08/2024
27/08/2024
28/08/2024
29/08/2024
30/08/2024
31/08/2024
1/09/2024
2/09/2024
3/09/2024
4/09/2024
5/09/2024
6/09/2024
7/09/2024
8/09/2024
9/09/2024
10/09/2024
11/09/2024
12/09/2024
Date

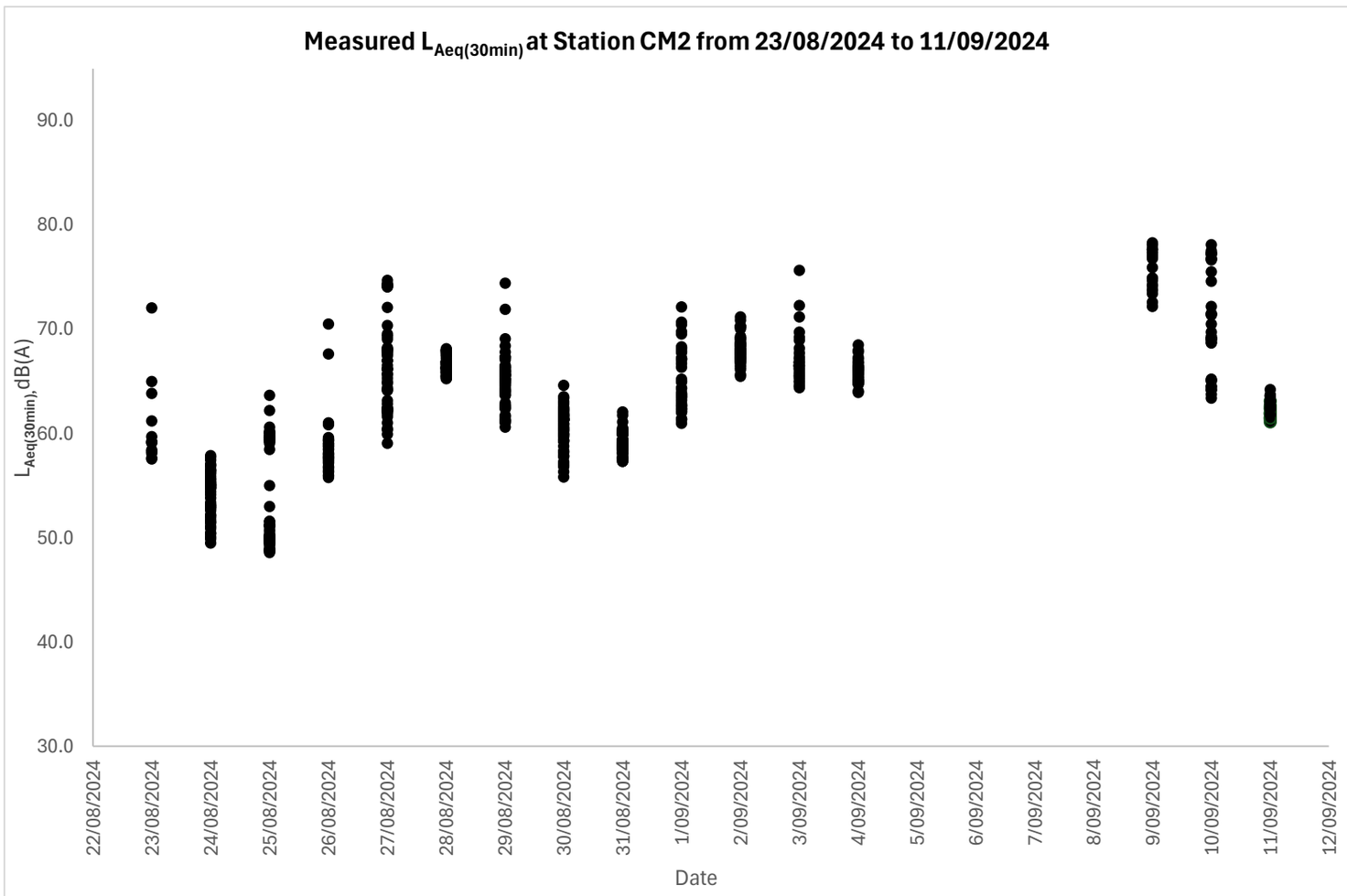
Measured $L_{Aeq(30min)}$ at Station CM2 from 23/08/2024 to 11/09/2024
$L_{Aeq(30min)}$, dB(A)
90.0
80.0
70.0
60.0
50.0
40.0
30.0
22/08/2024
23/08/2024
24/08/2024
25/08/2024
26/08/2024
27/08/2024
28/08/2024
29/08/2024
30/08/2024
31/08/2024
1/09/2024
2/09/2024
3/09/2024
4/09/2024
5/09/2024
6/09/2024
7/09/2024
8/09/2024
9/09/2024
10/09/2024
11/09/2024
12/09/2024
Date

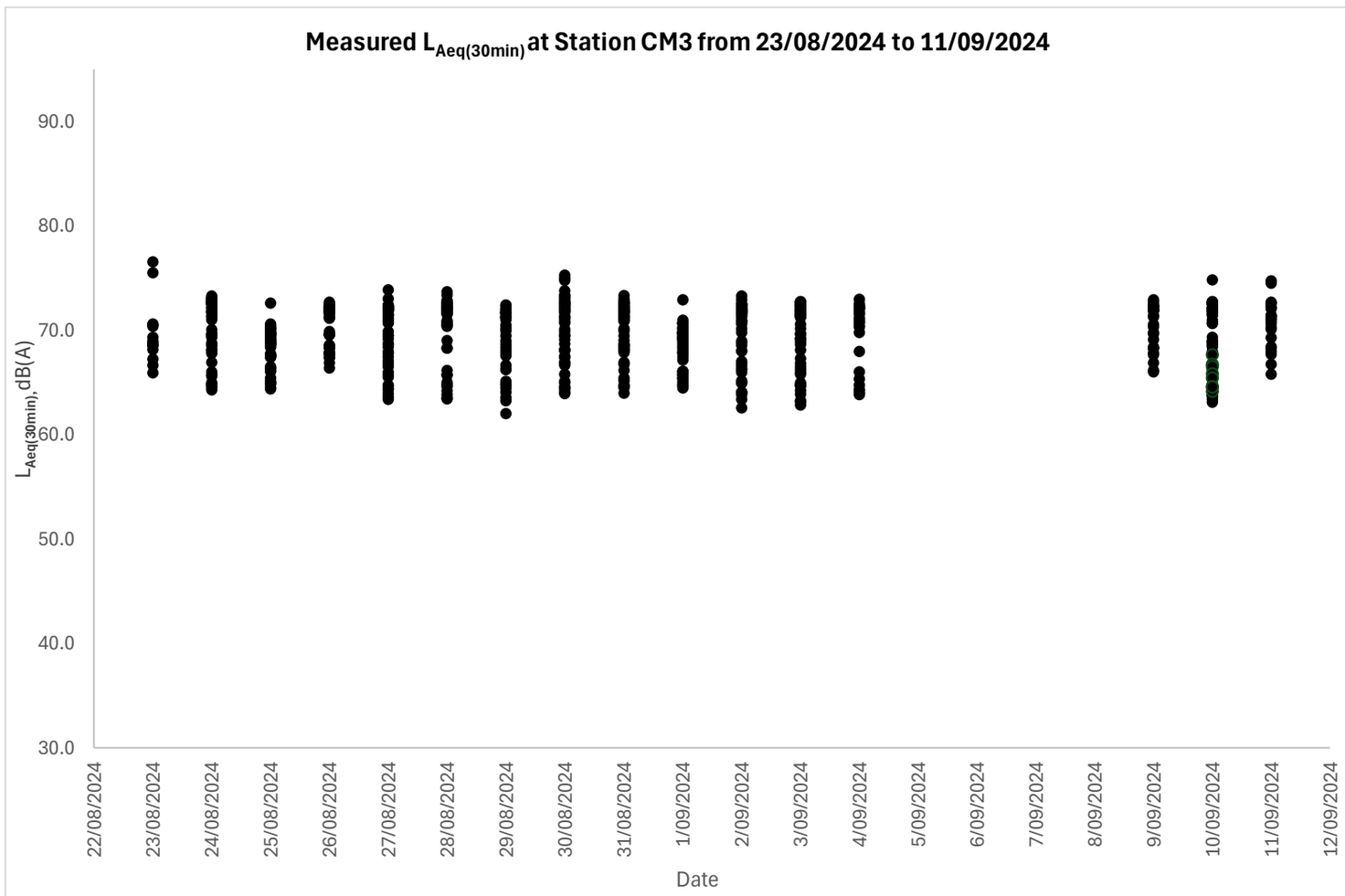
Measured $L_{Aeq(30min)}$ at Station CM3 from 23/08/2024 to 11/09/2024
$L_{Aeq(30min)}$, dB(A)
90.0
80.0
70.0
60.0
50.0
40.0
30.0
22/08/2024
23/08/2024
24/08/2024
25/08/2024
26/08/2024
27/08/2024
28/08/2024
29/08/2024
30/08/2024
31/08/2024
1/09/2024
2/09/2024
3/09/2024
4/09/2024
5/09/2024
6/09/2024
7/09/2024
8/09/2024
9/09/2024
10/09/2024
11/09/2024
12/09/2024
Date

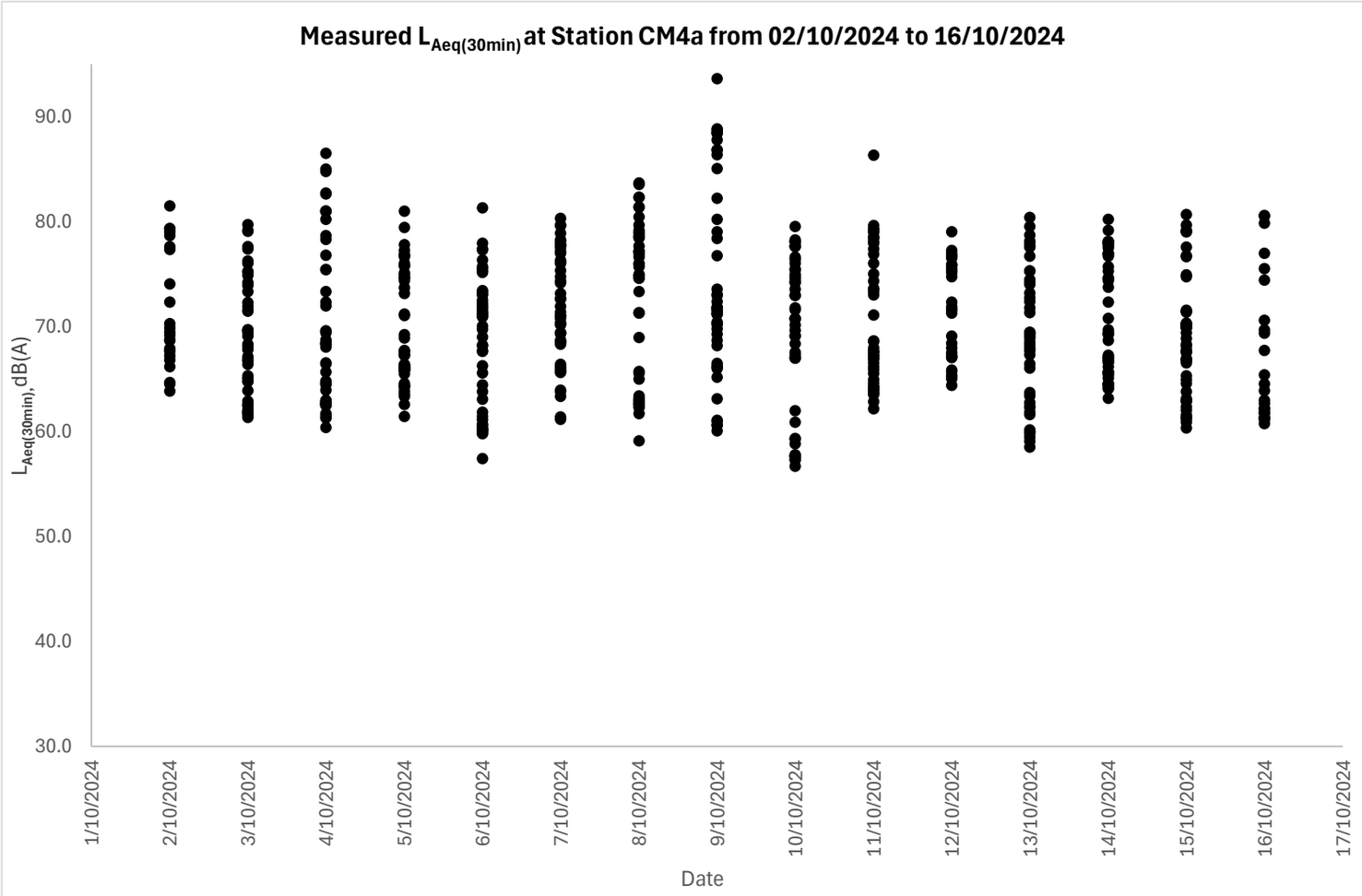
Measured $L_{Aeq(30min)}$ at Station CM4a from 02/10/2024 to 16/10/2024
$L_{Aeq(30min)}$, dB(A)
90.0
80.0
70.0
60.0
50.0
40.0
30.0
1/10/2024
2/10/2024
3/10/2024
4/10/2024
5/10/2024
6/10/2024
7/10/2024
8/10/2024
9/10/2024
10/10/2024
11/10/2024
12/10/2024
13/10/2024
14/10/2024
15/10/2024
16/10/2024
17/10/2024
Date

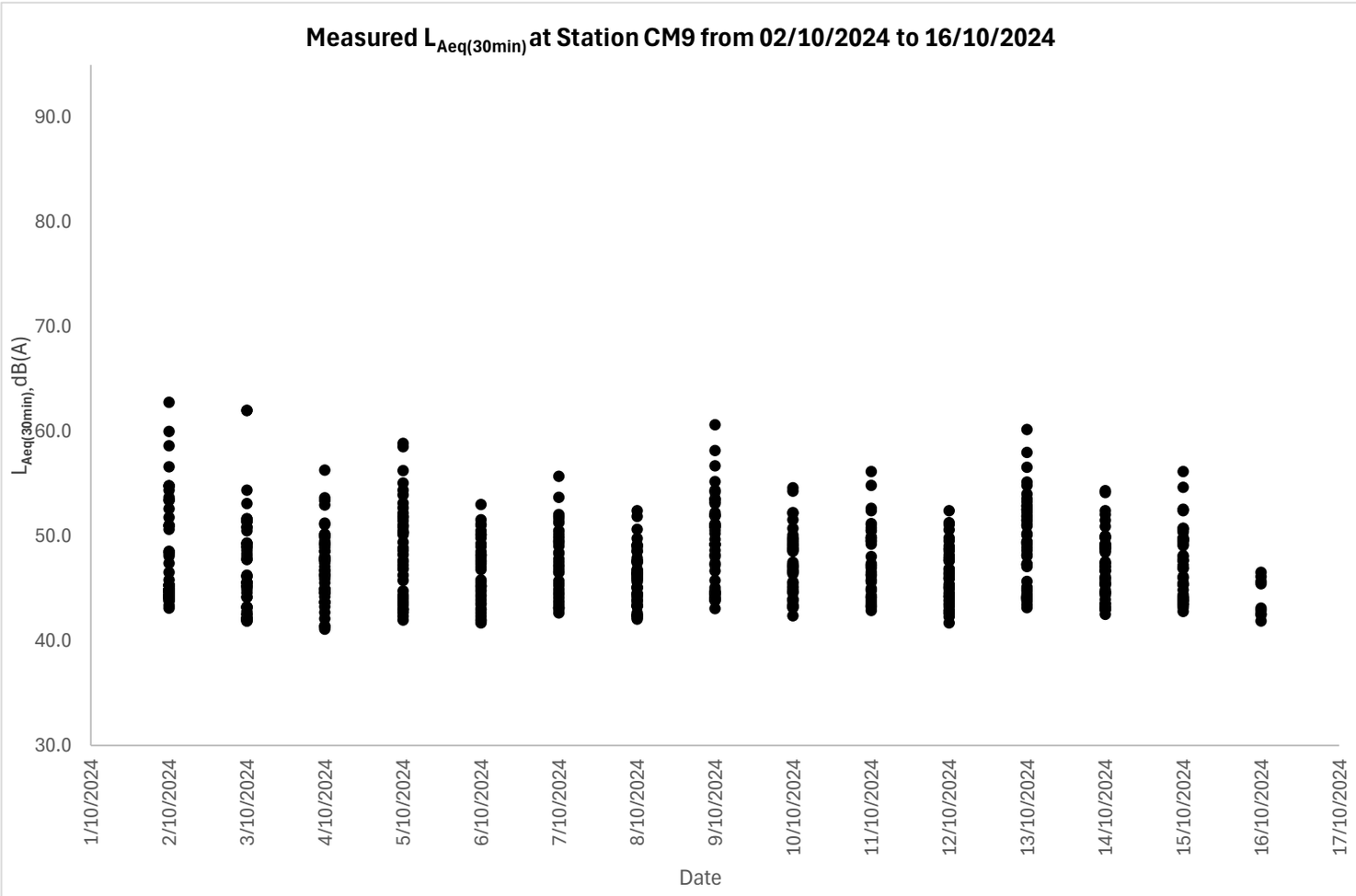
Measured $L_{Aeq(30min)}$ at Station CM9 from 02/10/2024 to 16/10/2024
$L_{Aeq(30min)}$, dB(A)
90.0
80.0
70.0
60.0
50.0
40.0
30.0
1/10/2024
2/10/2024
3/10/2024
4/10/2024
5/10/2024
6/10/2024
7/10/2024
8/10/2024
9/10/2024
10/10/2024
11/10/2024
12/10/2024
13/10/2024
14/10/2024
15/10/2024
16/10/2024
17/10/2024
Date

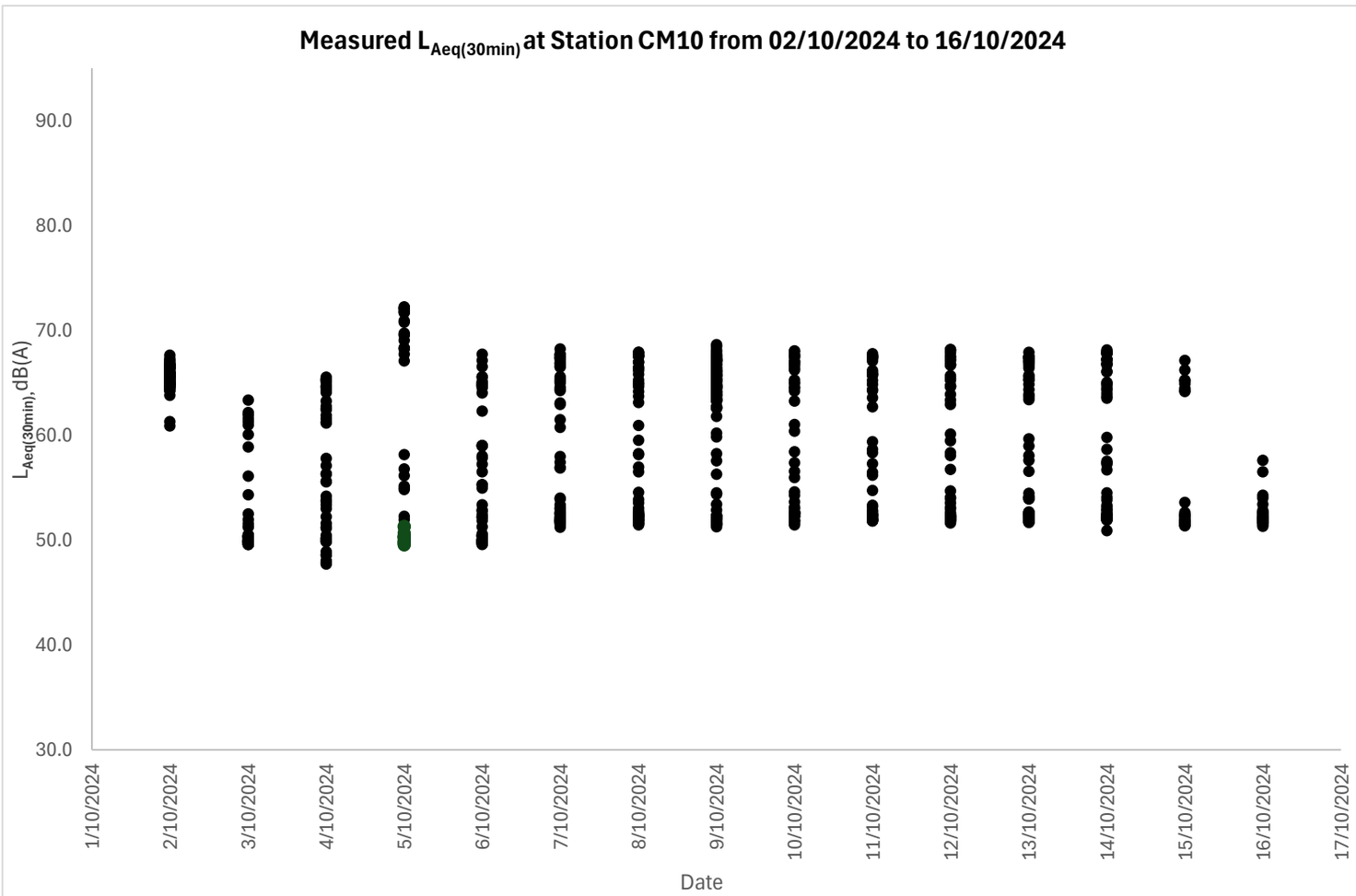
Measured $L_{Aeq(30min)}$ at Station CM10 from 02/10/2024 to 16/10/2024
$L_{Aeq(30min)}$, dB(A)
90.0
80.0
70.0
60.0
50.0
40.0
30.0
1/10/2024
2/10/2024
3/10/2024
4/10/2024
5/10/2024
6/10/2024
7/10/2024
8/10/2024
9/10/2024
10/10/2024
11/10/2024
12/10/2024
13/10/2024
14/10/2024
15/10/2024
16/10/2024
17/10/2024
Date

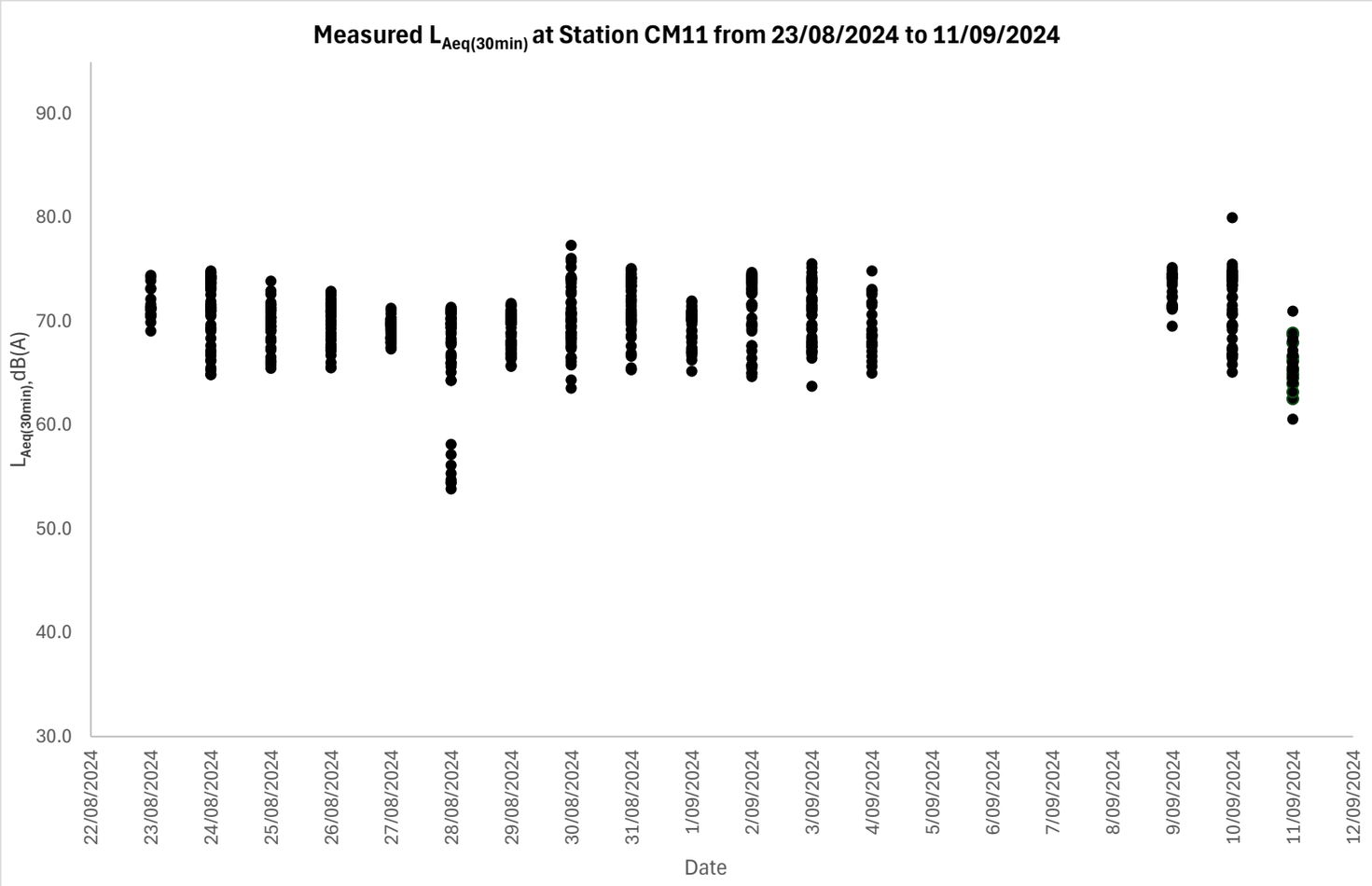
Measured $L_{Aeq(30min)}$ at Station CM11 from 23/08/2024 to 11/09/2024
$L_{Aeq(30min)}$, dB(A)
90.0
80.0
70.0
60.0
50.0
40.0
30.0
22/08/2024
23/08/2024
24/08/2024
25/08/2024
26/08/2024
27/08/2024
28/08/2024
29/08/2024
30/08/2024
31/08/2024
1/09/2024
2/09/2024
3/09/2024
4/09/2024
5/09/2024
6/09/2024
7/09/2024
8/09/2024
9/09/2024
10/09/2024
11/09/2024
12/09/2024
Date

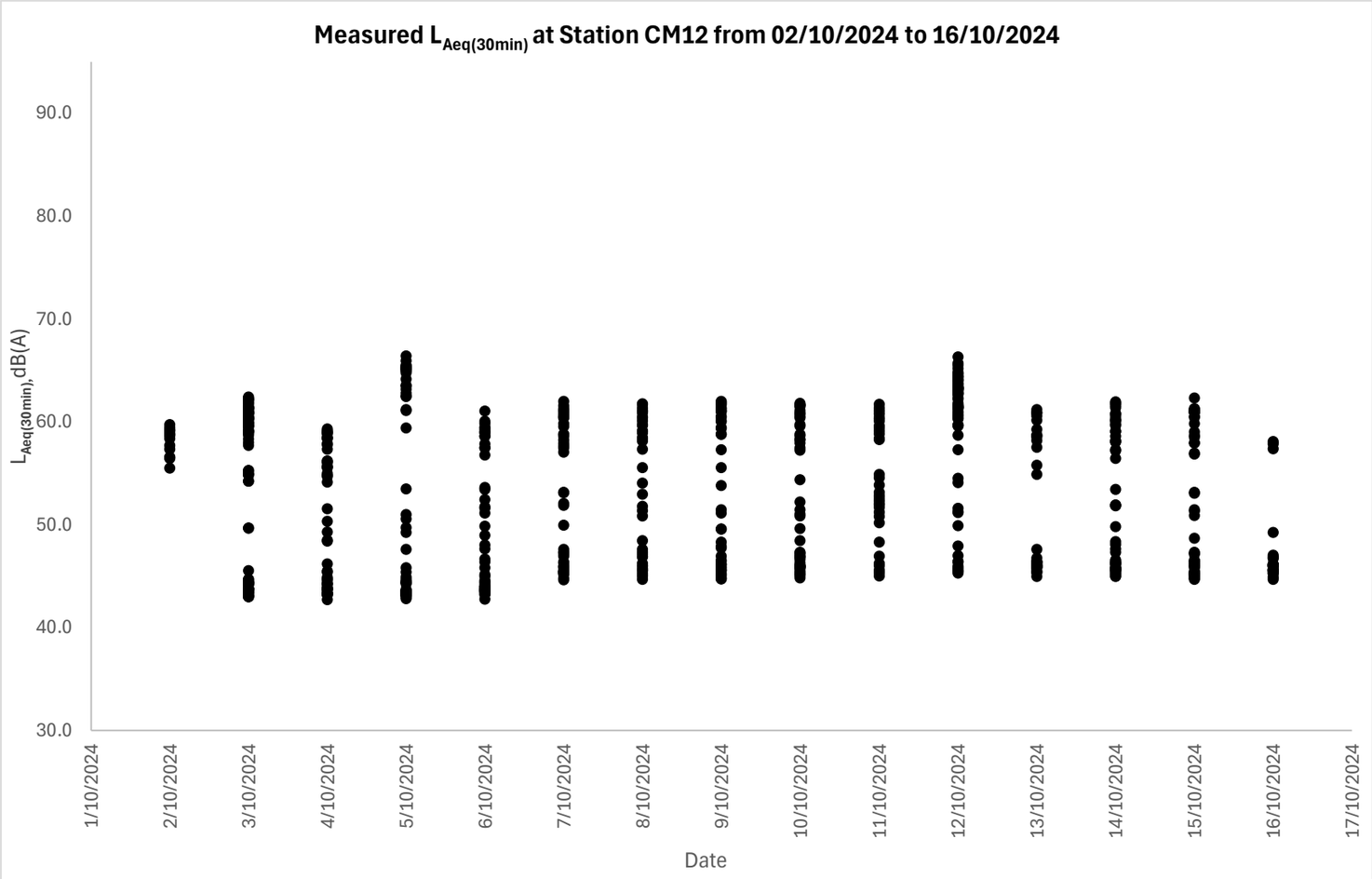
Measured $L_{Aeq(30min)}$ at Station CM12 from 02/10/2024 to 16/10/2024
$L_{Aeq(30min)}$, dB(A)
90.0
80.0
70.0
60.0
50.0
40.0
30.0
1/10/2024
2/10/2024
3/10/2024
4/10/2024
5/10/2024
6/10/2024
7/10/2024
8/10/2024
9/10/2024
10/10/2024
11/10/2024
12/10/2024
13/10/2024
14/10/2024
15/10/2024
16/10/2024
17/10/2024
Date

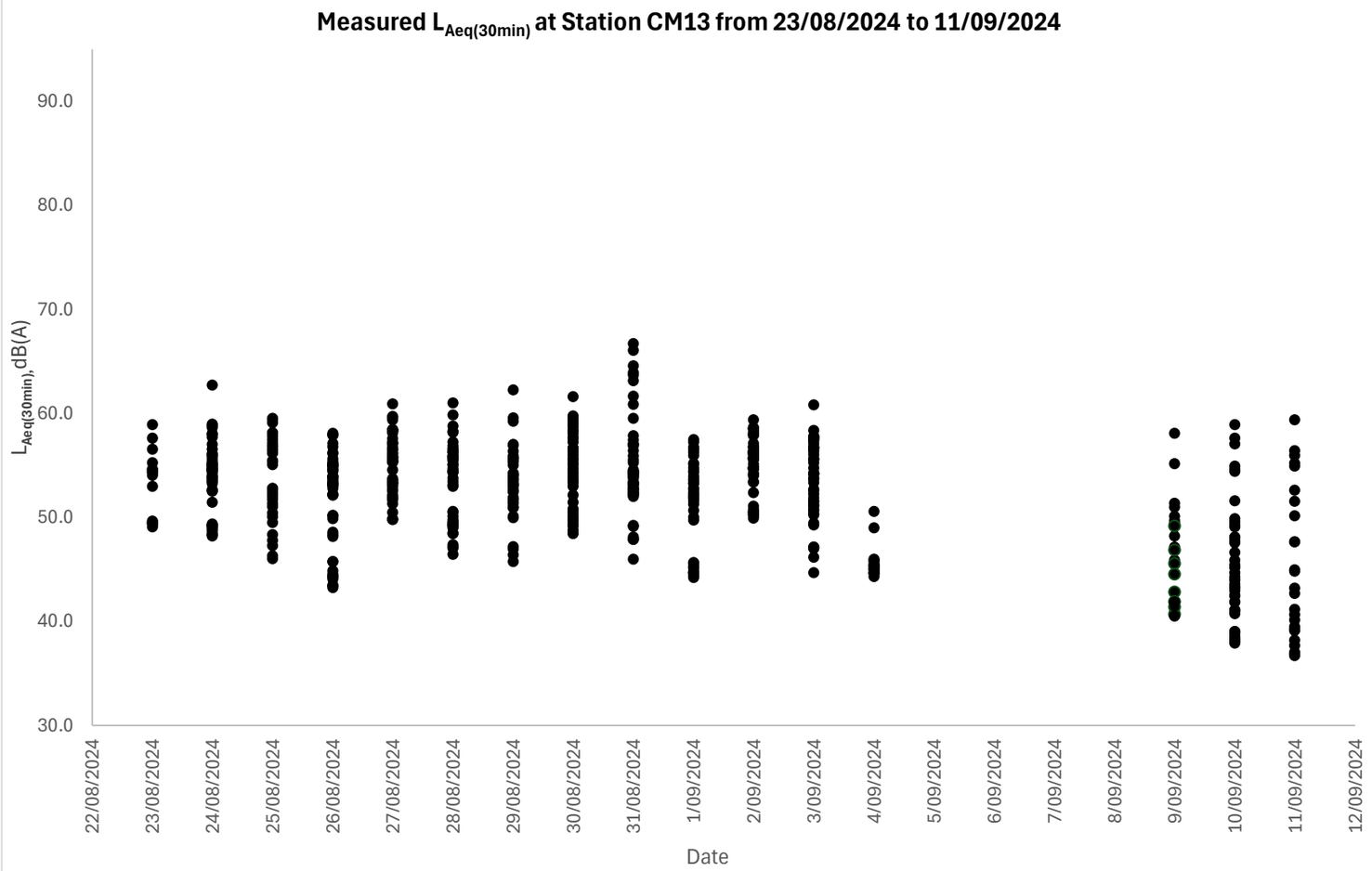
Measured $L_{Aeq(30min)}$ at Station CM13 from 23/08/2024 to 11/09/2024
$L_{Aeq(30min)}$, dB(A)
90.0
80.0
70.0
60.0
50.0
40.0
30.0
22/08/2024
23/08/2024
24/08/2024
25/08/2024
26/08/2024
27/08/2024
28/08/2024
29/08/2024
30/08/2024
31/08/2024
1/09/2024
2/09/2024
3/09/2024
4/09/2024
5/09/2024
6/09/2024
7/09/2024
8/09/2024
9/09/2024
10/09/2024
11/09/2024
12/09/2024
Date

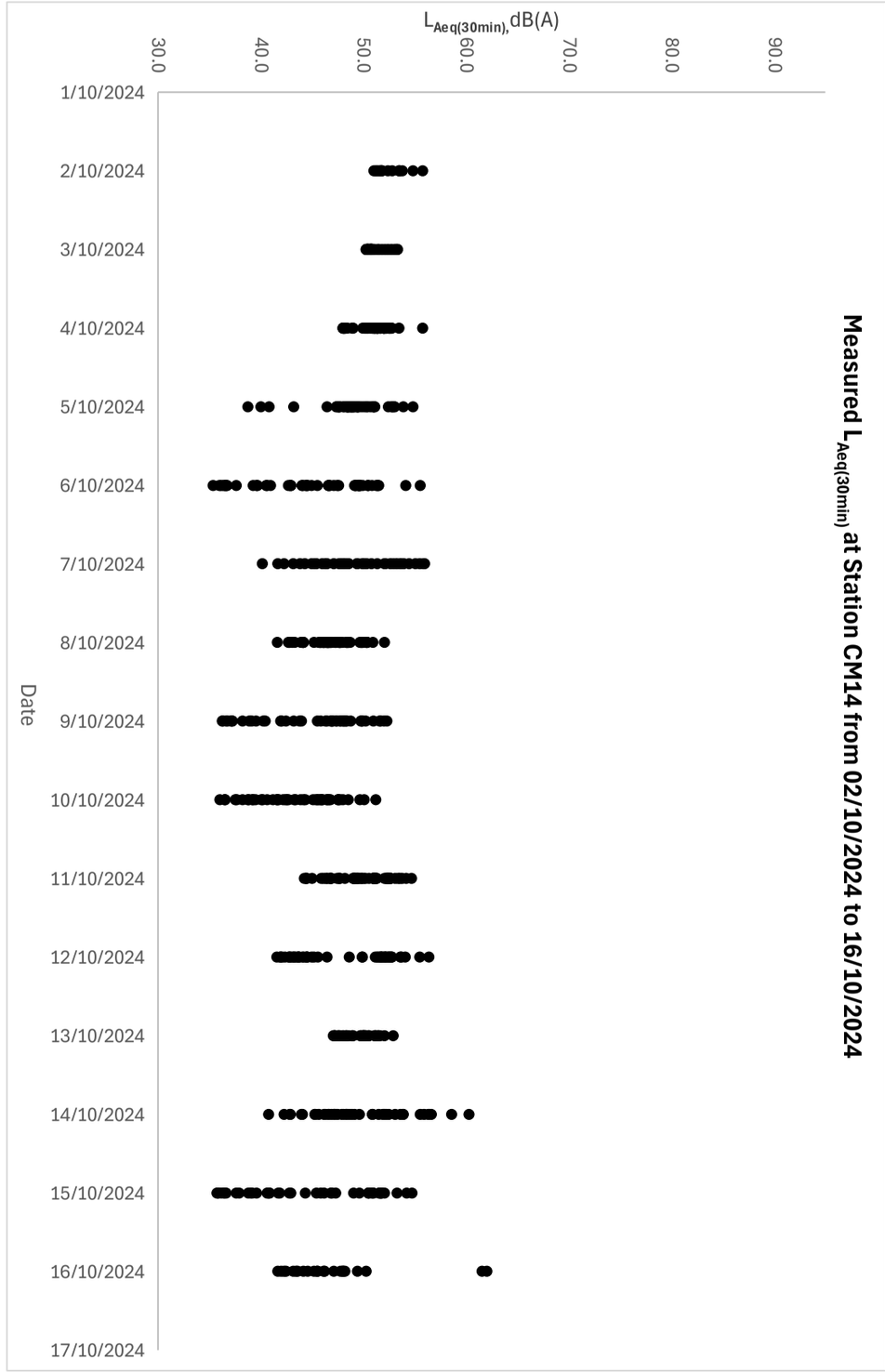
Measured $L_{Aeq(30min)}$ at Station CM14 from 02/10/2024 to 16/10/2024
$L_{Aeq(30min)}$, dB(A)
90.0
80.0
70.0
60.0
50.0
40.0
30.0
Date
1/10/2024
2/10/2024
3/10/2024
4/10/2024
5/10/2024
6/10/2024
7/10/2024
8/10/2024
9/10/2024
10/10/2024
11/10/2024
12/10/2024
13/10/2024
14/10/2024
15/10/2024
16/10/2024
17/10/2024

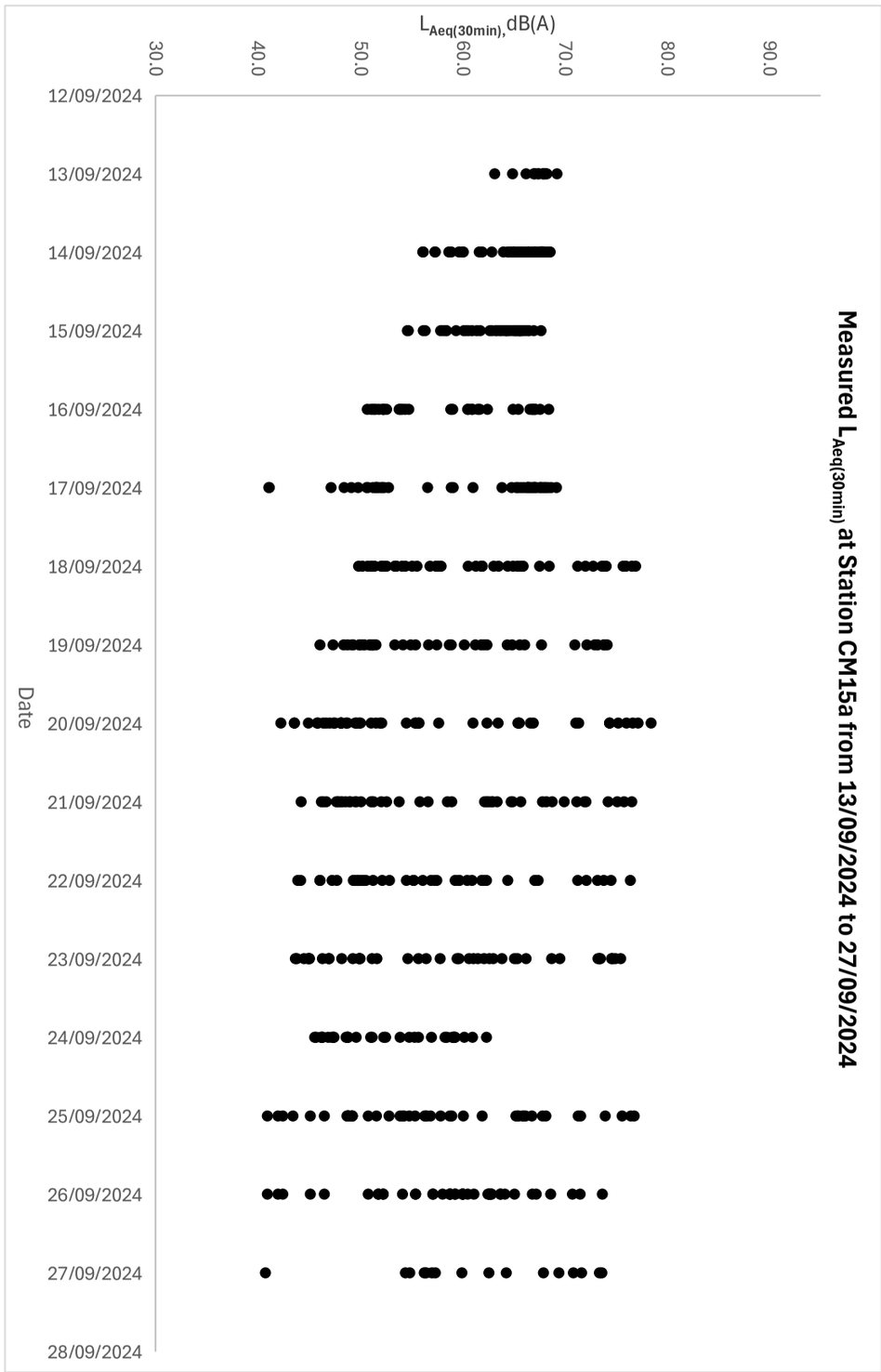
Measured $L_{Aeq(30min)}$ at Station CM15a from 13/09/2024 to 27/09/2024
$L_{Aeq(30min)}$, dB(A)
90.0
80.0
70.0
60.0
50.0
40.0
30.0
Date
12/09/2024
13/09/2024
14/09/2024
15/09/2024
16/09/2024
17/09/2024
18/09/2024
19/09/2024
20/09/2024
21/09/2024
22/09/2024
23/09/2024
24/09/2024
25/09/2024
26/09/2024
27/09/2024
28/09/2024

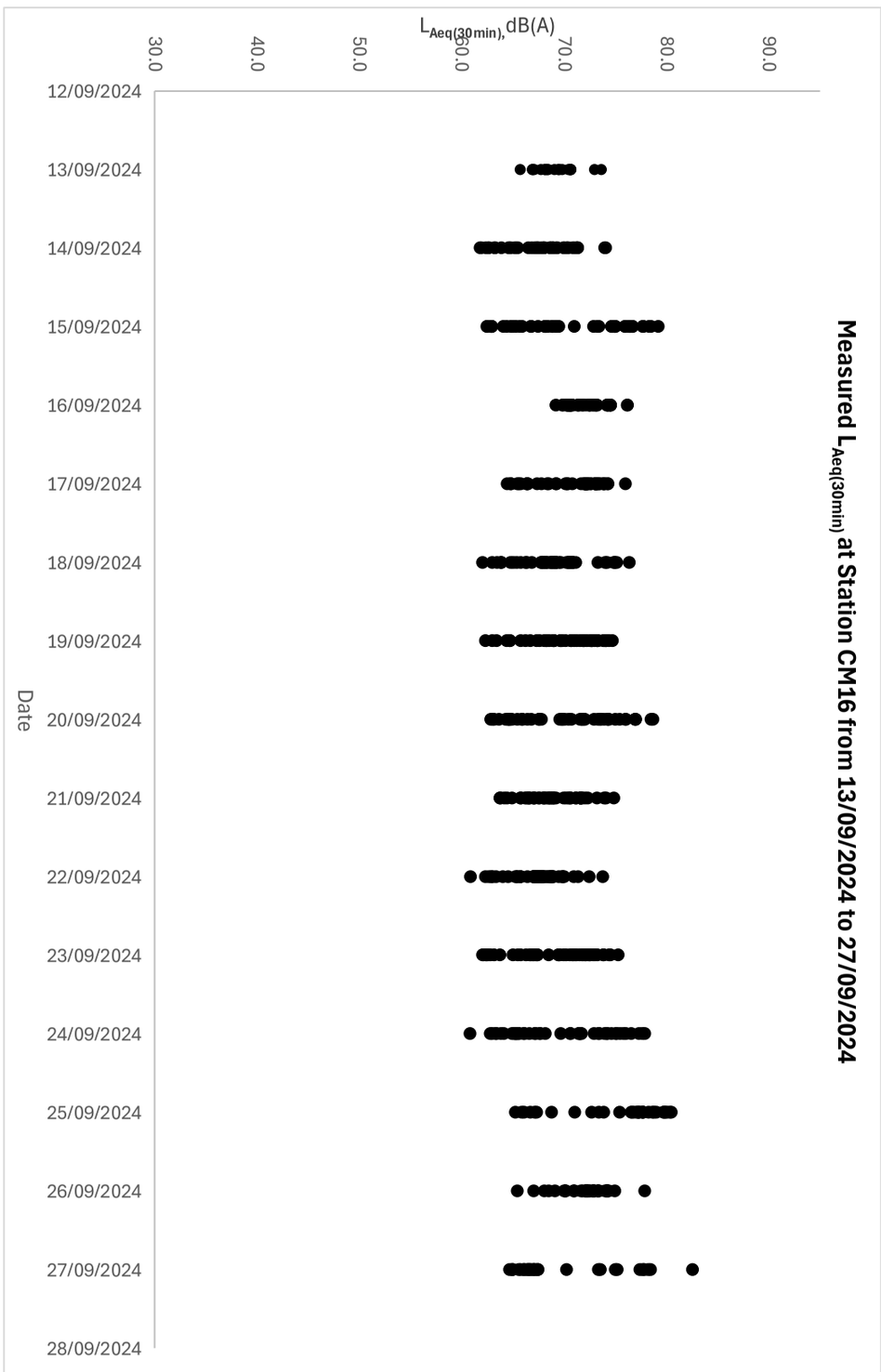
Measured $L_{Aeq(30min)}$ at Station CM16 from 13/09/2024 to 27/09/2024
$L_{Aeq(30min)}$, dB(A)
90.0
80.0
70.0
60.0
50.0
40.0
30.0
Date
12/09/2024
13/09/2024
14/09/2024
15/09/2024
16/09/2024
17/09/2024
18/09/2024
19/09/2024
20/09/2024
21/09/2024
22/09/2024
23/09/2024
24/09/2024
25/09/2024
26/09/2024
27/09/2024
28/09/2024

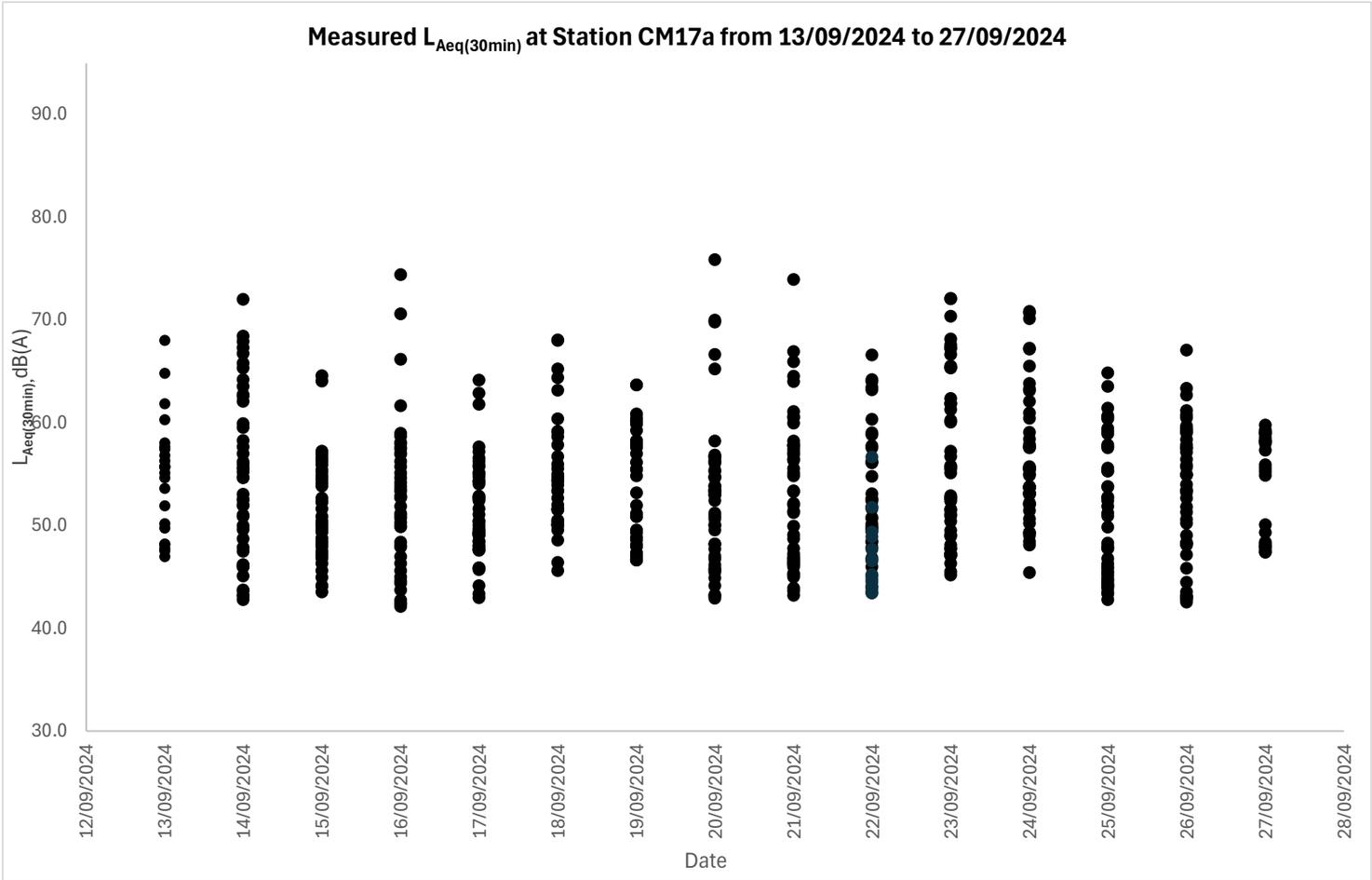
Measured $L_{Aeq(30min)}$ at Station CM17a from 13/09/2024 to 27/09/2024
$L_{Aeq(30min)}$, dB(A)
90.0
80.0
70.0
60.0
50.0
40.0
30.0
12/09/2024
13/09/2024
14/09/2024
15/09/2024
16/09/2024
17/09/2024
18/09/2024
19/09/2024
20/09/2024
21/09/2024
22/09/2024
23/09/2024
24/09/2024
25/09/2024
26/09/2024
27/09/2024
28/09/2024
Date

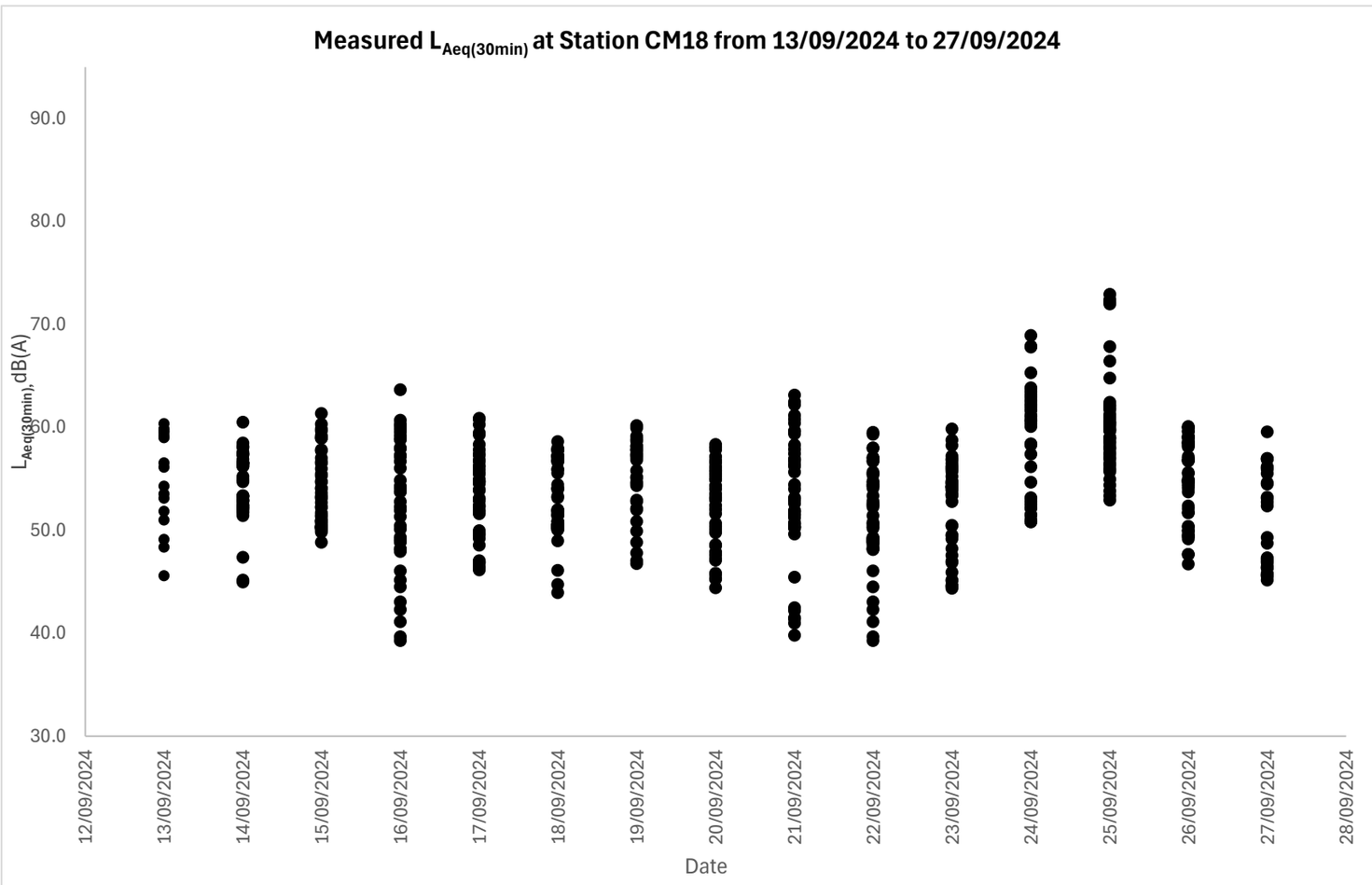
Measured $L_{Aeq(30min)}$ at Station CM18 from 13/09/2024 to 27/09/2024
$L_{Aeq(30min)}$, dB(A)
90.0
80.0
70.0
60.0
50.0
40.0
30.0
12/09/2024
13/09/2024
14/09/2024
15/09/2024
16/09/2024
17/09/2024
18/09/2024
19/09/2024
20/09/2024
21/09/2024
22/09/2024
23/09/2024
24/09/2024
25/09/2024
26/09/2024
27/09/2024
28/09/2024
Date

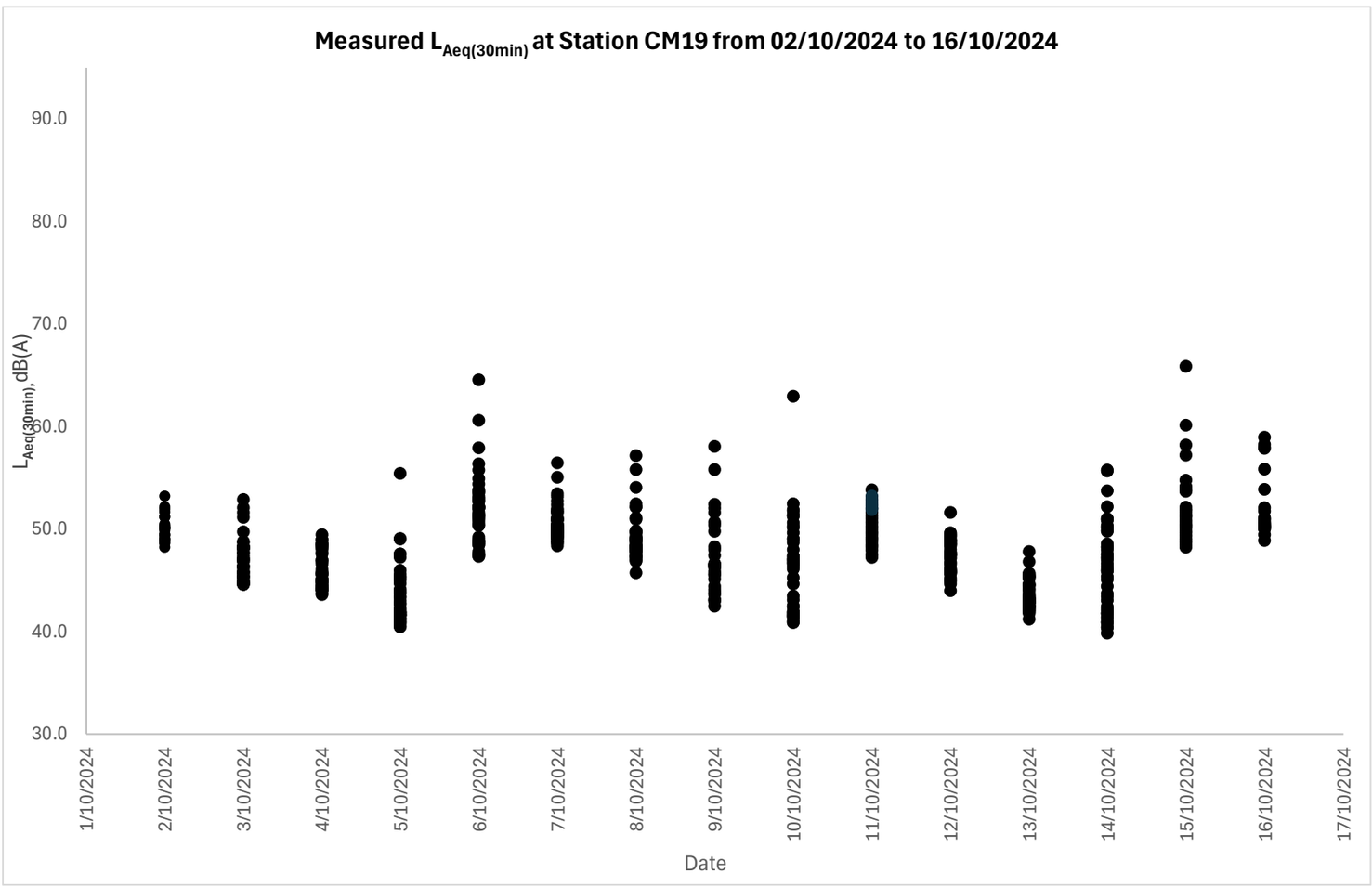
Measured $L_{Aeq(30min)}$ at Station CM19 from 02/10/2024 to 16/10/2024
$L_{Aeq(30min)}$, dB(A)
90.0
80.0
70.0
60.0
50.0
40.0
30.0
1/10/2024
2/10/2024
3/10/2024
4/10/2024
5/10/2024
6/10/2024
7/10/2024
8/10/2024
9/10/2024
10/10/2024
11/10/2024
12/10/2024
13/10/2024
14/10/2024
15/10/2024
16/10/2024
17/10/2024
Date

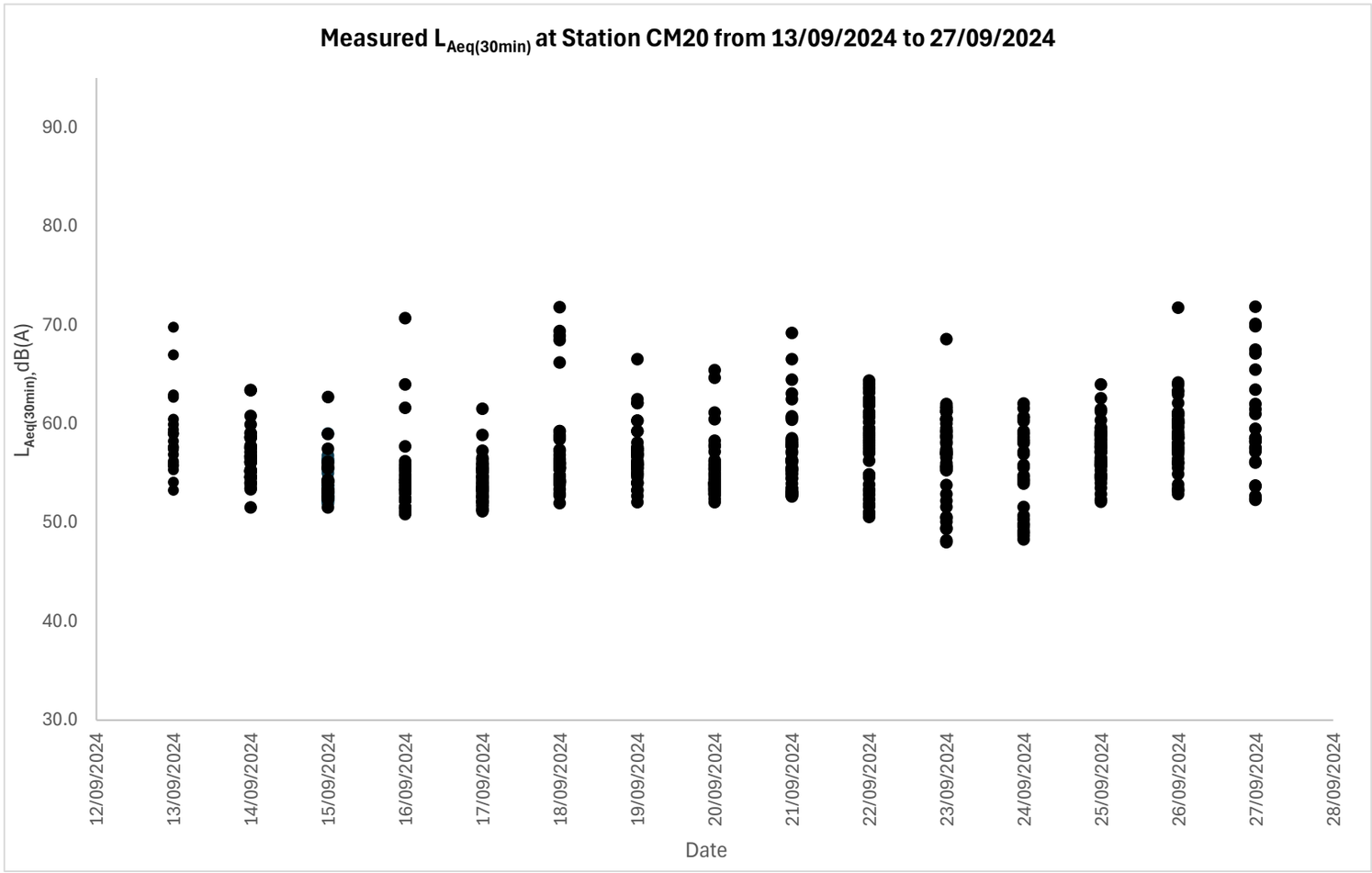
Measured $L_{Aeq(30min)}$ at Station CM20 from 13/09/2024 to 27/09/2024
$L_{Aeq(30min)}$, dB(A)
90.0
80.0
70.0
60.0
50.0
40.0
30.0
12/09/2024
13/09/2024
14/09/2024
15/09/2024
16/09/2024
17/09/2024
18/09/2024
19/09/2024
20/09/2024
21/09/2024
22/09/2024
23/09/2024
24/09/2024
25/09/2024
26/09/2024
27/09/2024
28/09/2024
Date

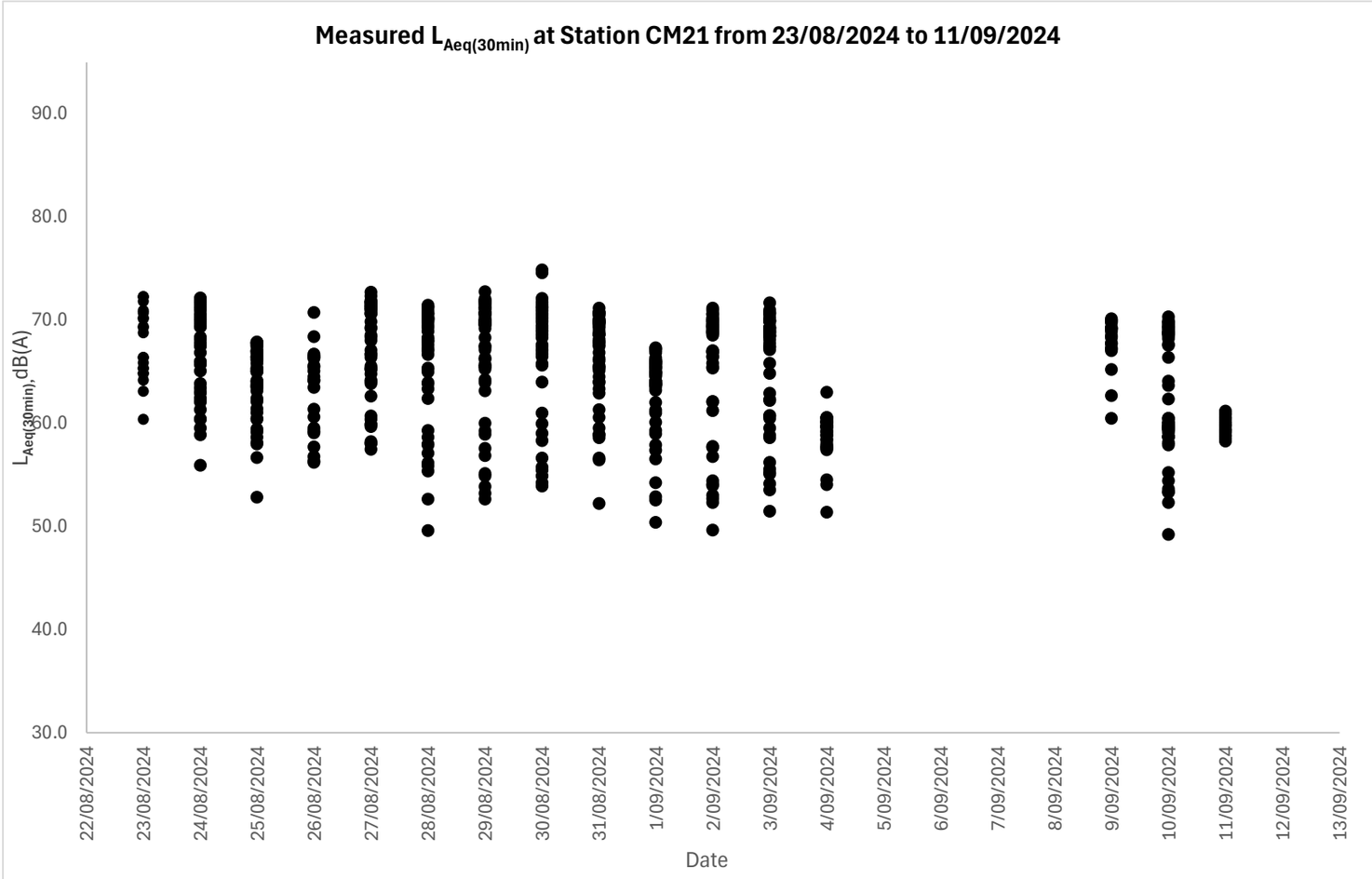
Measured $L_{Aeq(30min)}$ at Station CM21 from 23/08/2024 to 11/09/2024
$L_{Aeq(30min)}$, dB(A)
90.0
80.0
70.0
60.0
50.0
40.0
30.0
22/08/2024
23/08/2024
24/08/2024
25/08/2024
26/08/2024
27/08/2024
28/08/2024
29/08/2024
30/08/2024
31/08/2024
1/09/2024
2/09/2024
3/09/2024
4/09/2024
5/09/2024
6/09/2024
7/09/2024
8/09/2024
9/09/2024
10/09/2024
11/09/2024
12/09/2024
13/09/2024
Date

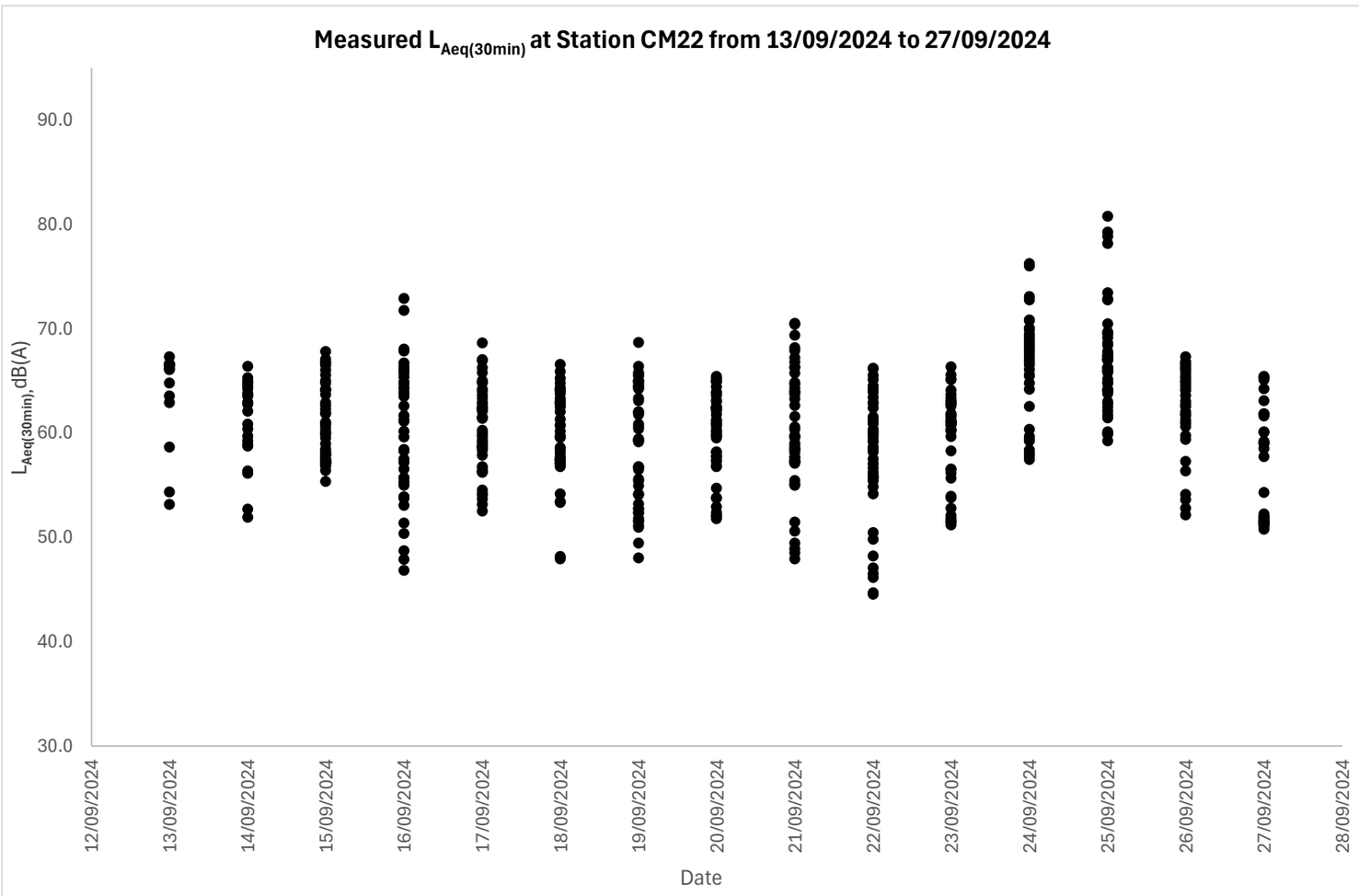
Measured $L_{Aeq(30min)}$ at Station CM22 from 13/09/2024 to 27/09/2024
$L_{Aeq(30min)}$, dB(A)
90.0
80.0
70.0
60.0
50.0
40.0
30.0
12/09/2024
13/09/2024
14/09/2024
15/09/2024
16/09/2024
17/09/2024
18/09/2024
19/09/2024
20/09/2024
21/09/2024
22/09/2024
23/09/2024
24/09/2024
25/09/2024
26/09/2024
27/09/2024
28/09/2024
Date

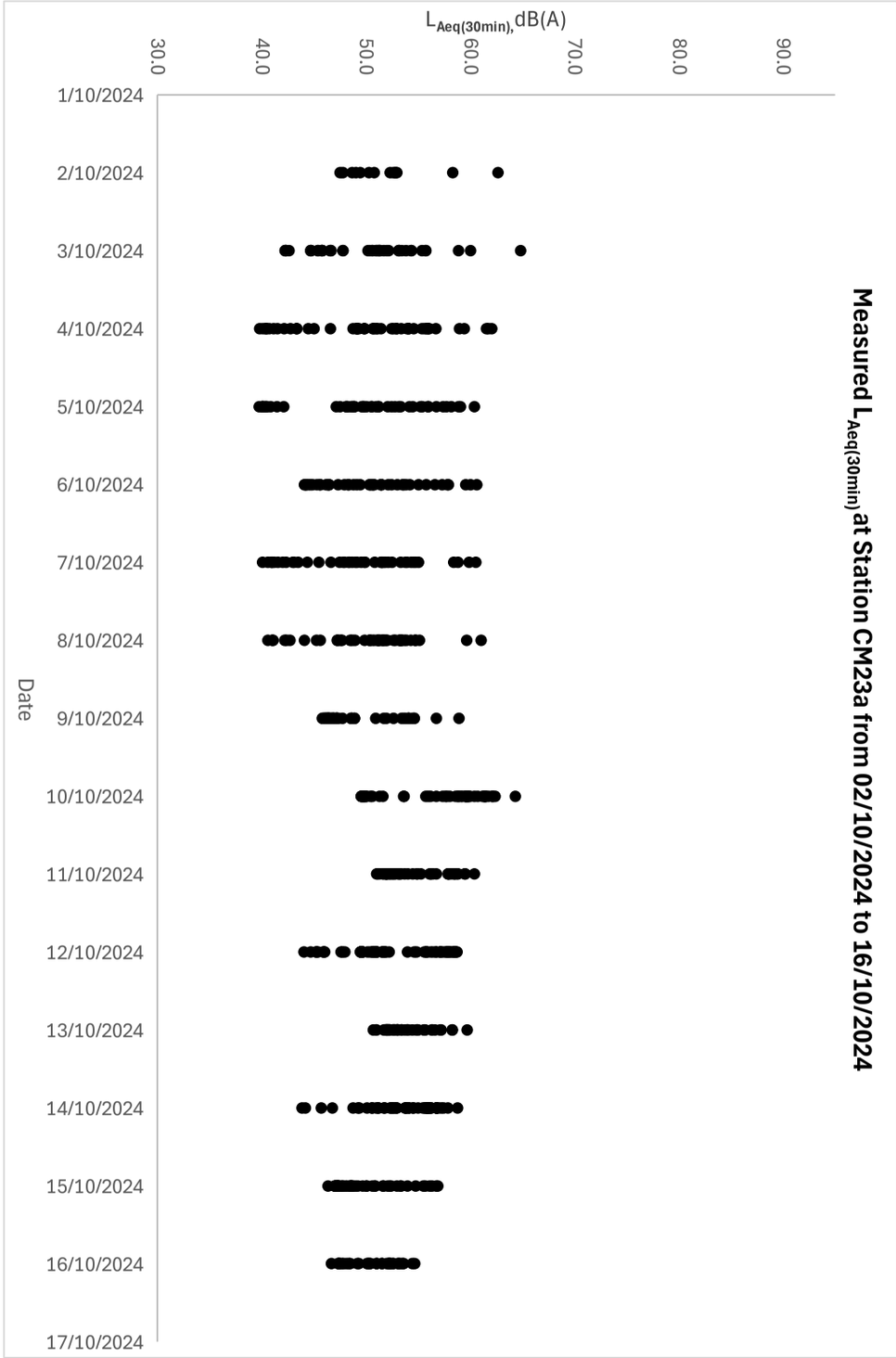
Measured $L_{Aeq(30min)}$ at Station CM23a from 02/10/2024 to 16/10/2024
$L_{Aeq(30min)}$,dB(A)
90.0
80.0
70.0
60.0
50.0
40.0
30.0
Date
1/10/2024
2/10/2024
3/10/2024
4/10/2024
5/10/2024
6/10/2024
7/10/2024
8/10/2024
9/10/2024
10/10/2024
11/10/2024
12/10/2024
13/10/2024
14/10/2024
15/10/2024
16/10/2024
17/10/2024

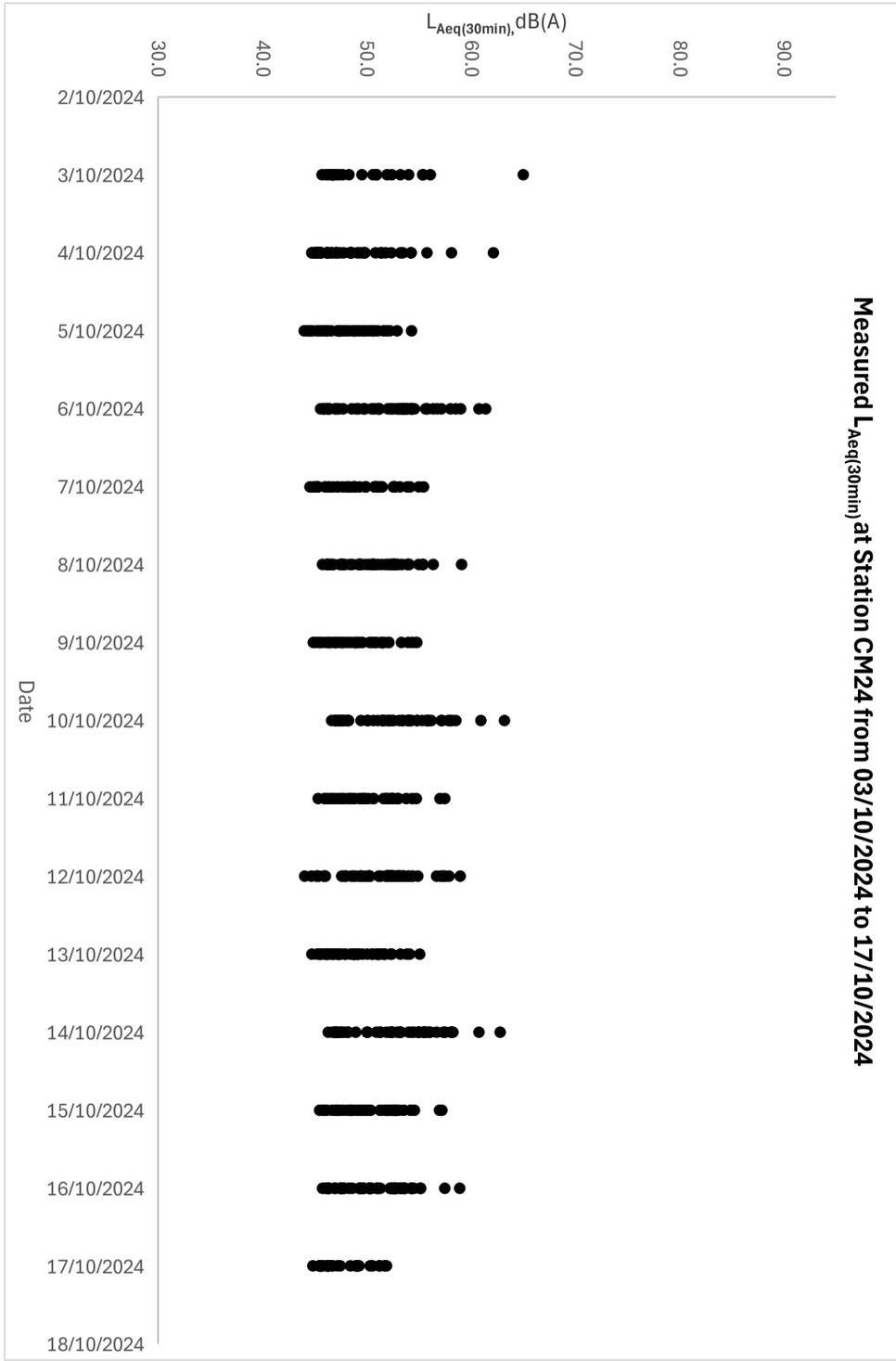
Measured $L_{Aeq(30min)}$ at Station CM24 from 03/10/2024 to 17/10/2024
$L_{Aeq(30min)}$,dB(A)
90.0
80.0
70.0
60.0
50.0
40.0
30.0
Date
2/10/2024
3/10/2024
4/10/2024
5/10/2024
6/10/2024
7/10/2024
8/10/2024
9/10/2024
10/10/2024
11/10/2024
12/10/2024
13/10/2024
14/10/2024
15/10/2024
16/10/2024
17/10/2024
18/10/2024

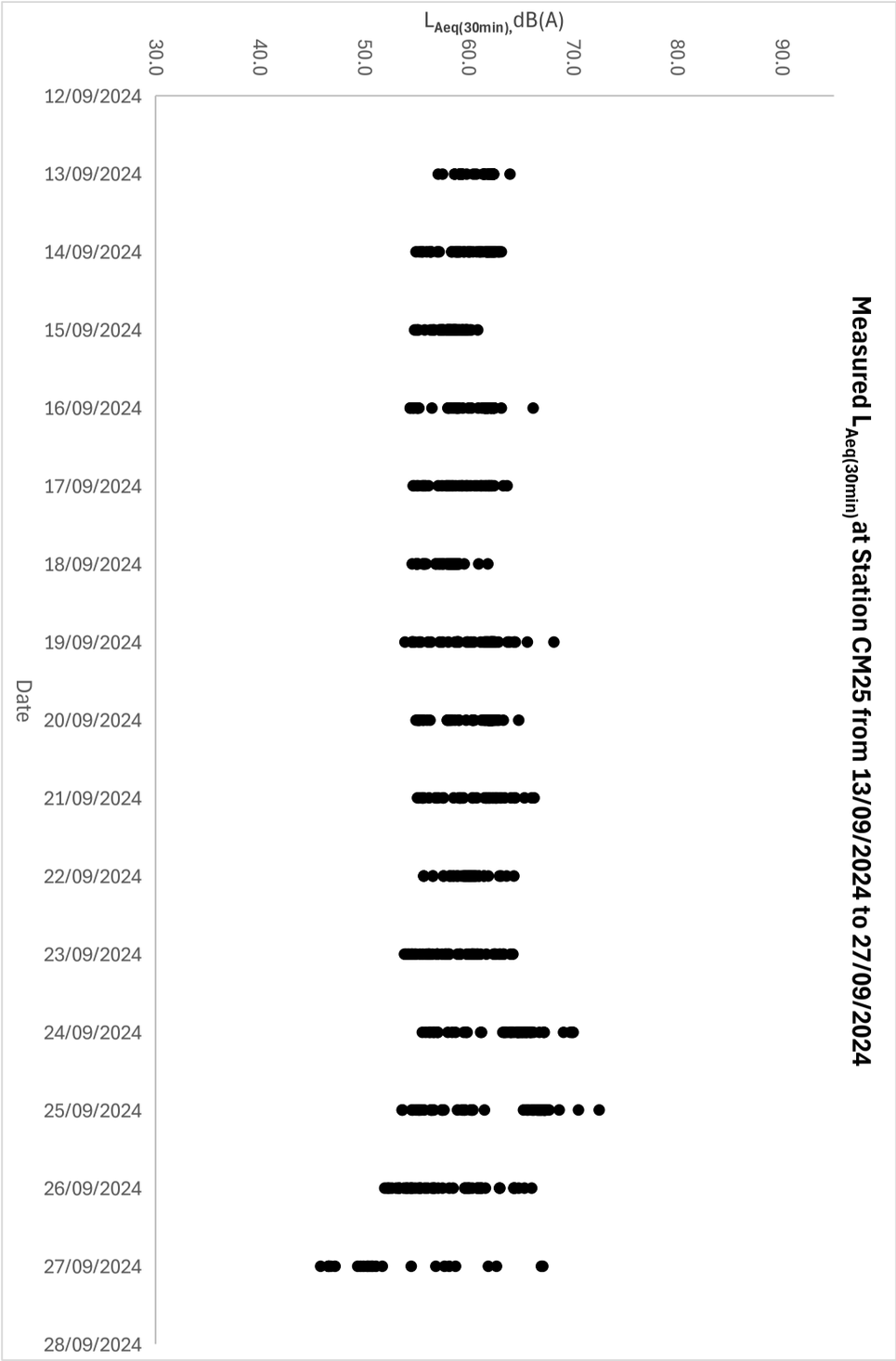
Measured $L_{Aeq(30min)}$ at Station CM25 from 13/09/2024 to 27/09/2024
$L_{Aeq(30min)}$,dB(A)
90.0
80.0
70.0
60.0
50.0
40.0
30.0
Date
12/09/2024
13/09/2024
14/09/2024
15/09/2024
16/09/2024
17/09/2024
18/09/2024
19/09/2024
20/09/2024
21/09/2024
22/09/2024
23/09/2024
24/09/2024
25/09/2024
26/09/2024
27/09/2024
28/09/2024

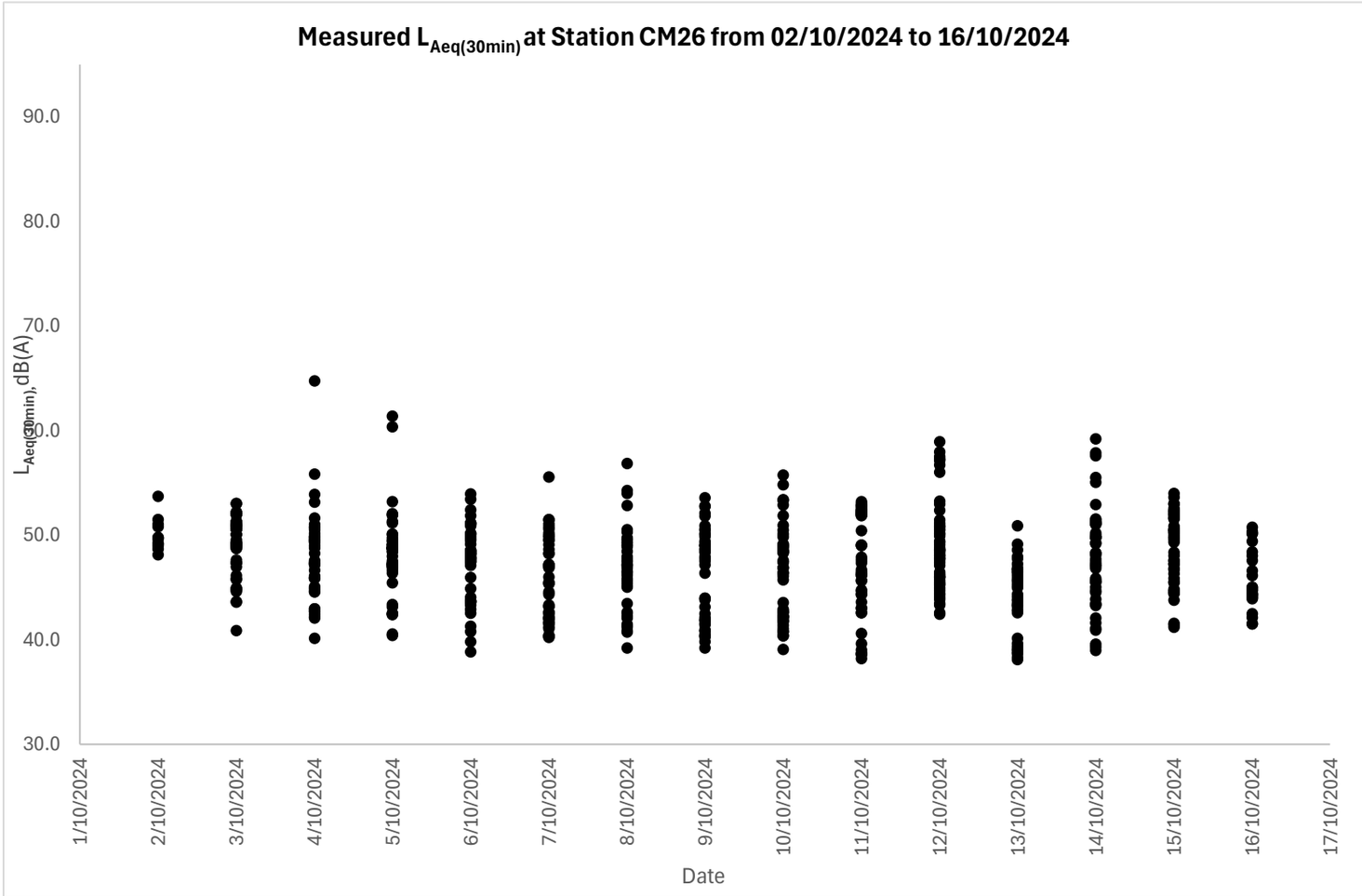
Measured $L_{Aeq(30min)}$ at Station CM26 from 02/10/2024 to 16/10/2024
$L_{Aeq(30min)}$, dB(A)
90.0
80.0
70.0
60.0
50.0
40.0
30.0
1/10/2024
2/10/2024
3/10/2024
4/10/2024
5/10/2024
6/10/2024
7/10/2024
8/10/2024
9/10/2024
10/10/2024
11/10/2024
12/10/2024
13/10/2024
14/10/2024
15/10/2024
16/10/2024
17/10/2024
Date

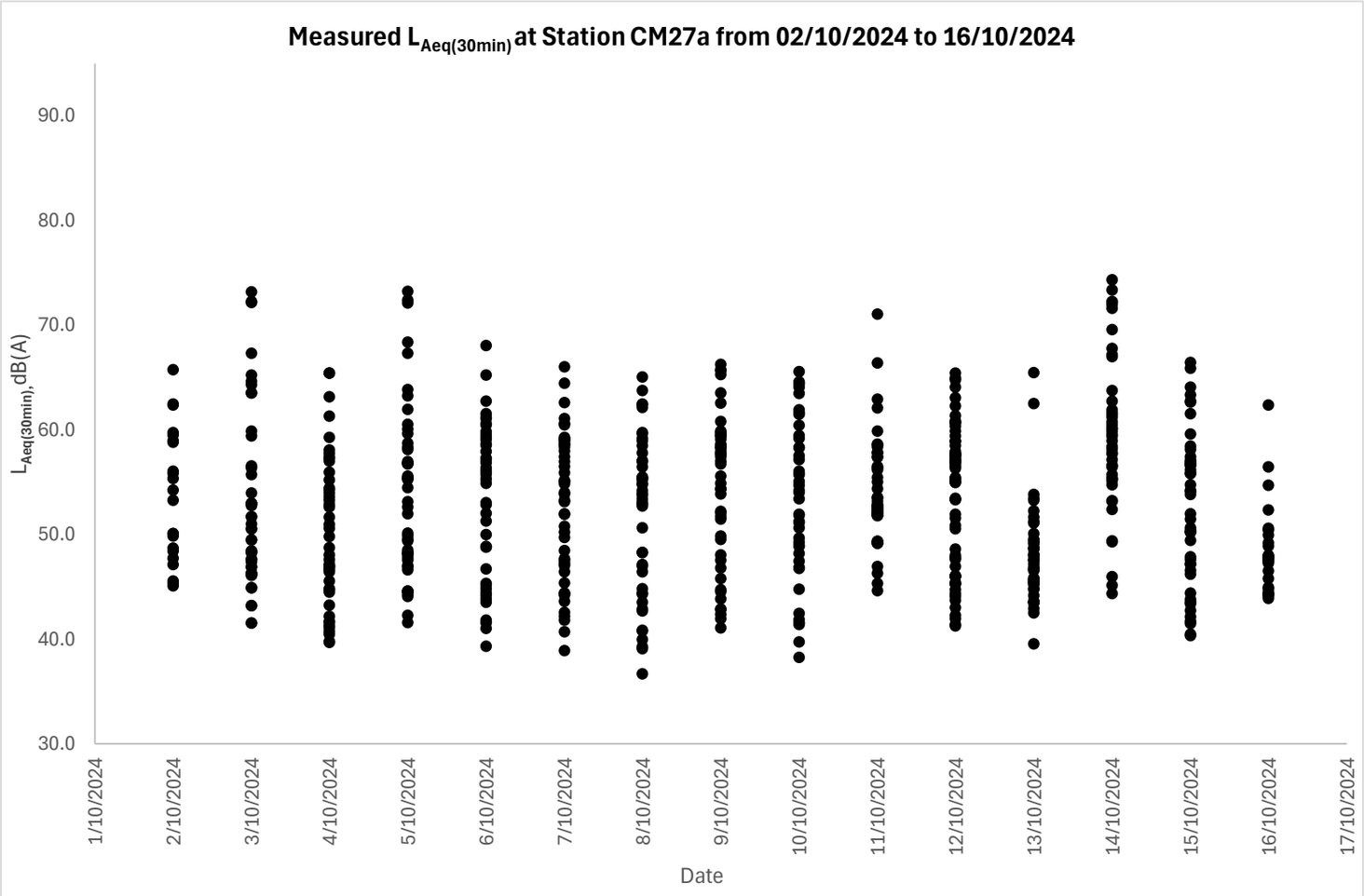
Measured $L_{Aeq(30min)}$ at Station CM27a from 02/10/2024 to 16/10/2024
$L_{Aeq(30min)}$, dB(A)
90.0
80.0
70.0
60.0
50.0
40.0
30.0
1/10/2024
2/10/2024
3/10/2024
4/10/2024
5/10/2024
6/10/2024
7/10/2024
8/10/2024
9/10/2024
10/10/2024
11/10/2024
12/10/2024
13/10/2024
14/10/2024
15/10/2024
16/10/2024
17/10/2024
Date

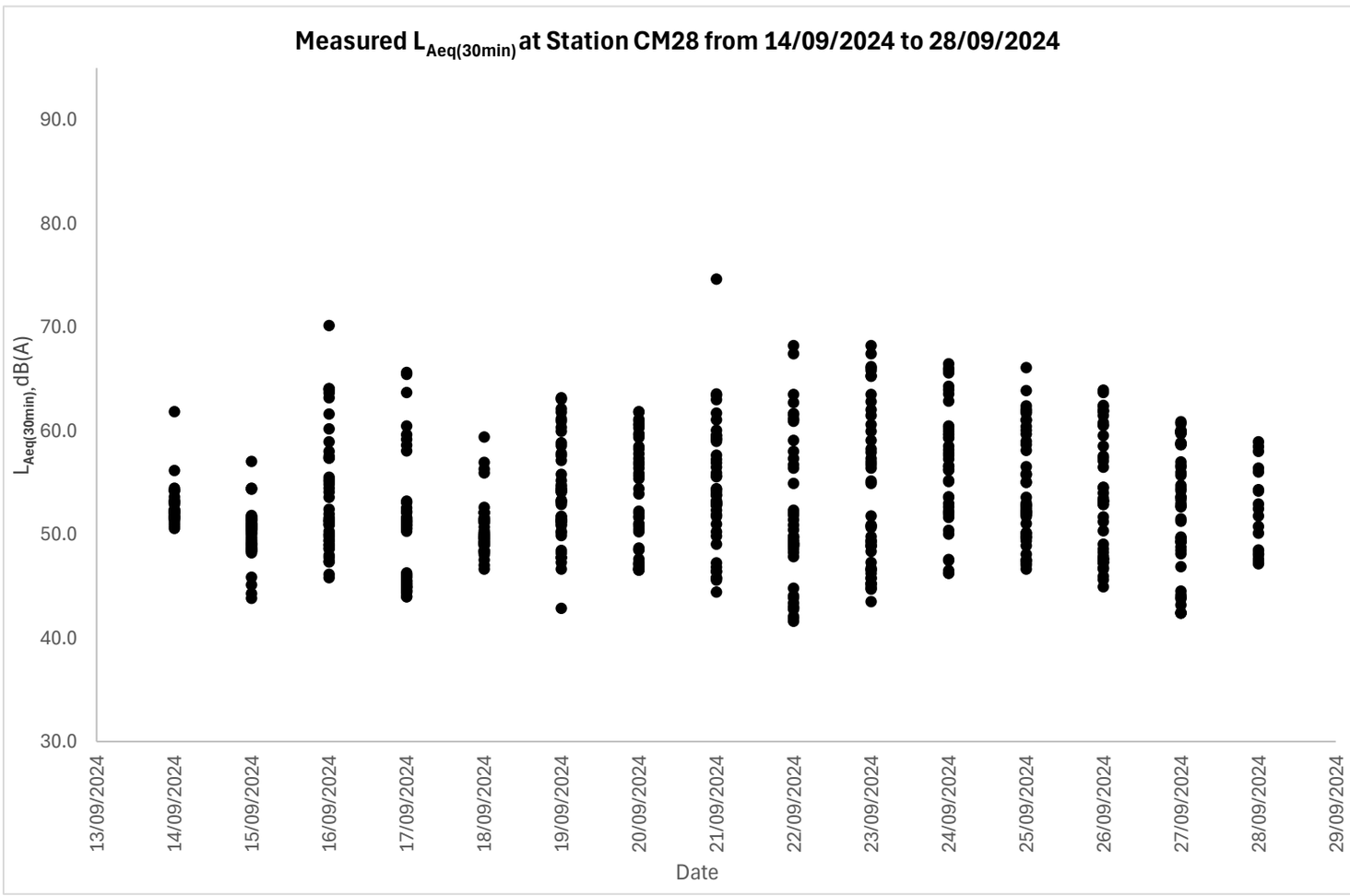
Measured $L_{Aeq(30min)}$ at Station CM28 from 14/09/2024 to 28/09/2024
$L_{Aeq(30min)}$, dB(A)
90.0
80.0
70.0
60.0
50.0
40.0
30.0
13/09/2024
14/09/2024
15/09/2024
16/09/2024
17/09/2024
18/09/2024
19/09/2024
20/09/2024
21/09/2024
22/09/2024
23/09/2024
24/09/2024
25/09/2024
26/09/2024
27/09/2024
28/09/2024
29/09/2024
Date

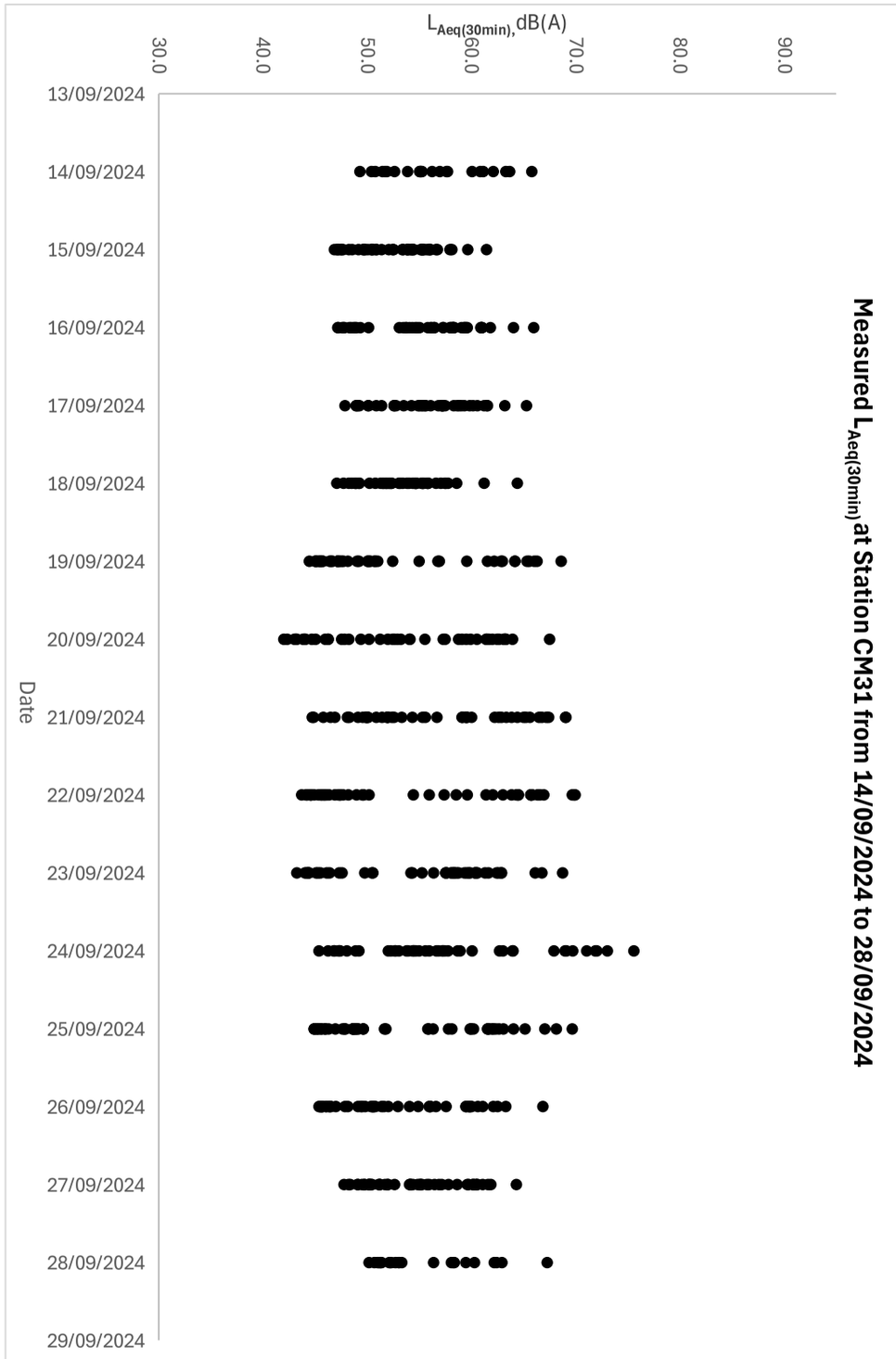
Measured $L_{Aeq(30min)}$ at Station CM31 from 14/09/2024 to 28/09/2024
$L_{Aeq(30min)}$, dB(A)
30.0
40.0
50.0
60.0
70.0
80.0
90.0
Date
13/09/2024
14/09/2024
15/09/2024
16/09/2024
17/09/2024
18/09/2024
19/09/2024
20/09/2024
21/09/2024
22/09/2024
23/09/2024
24/09/2024
25/09/2024
26/09/2024
27/09/2024
28/09/2024
29/09/2024


Measured $L_{Aeq(30min)}$ at Station CM30 from 02/10/2024 to 16/10/2024
$L_{Aeq(30min)}$, dB(A)
30.0
40.0
50.0
60.0
70.0
80.0
90.0
Date
1/10/2024
2/10/2024
3/10/2024
4/10/2024
5/10/2024
6/10/2024
7/10/2024
8/10/2024
9/10/2024
10/10/2024
11/10/2024
12/10/2024
13/10/2024
14/10/2024
15/10/2024
16/10/2024
17/10/2024

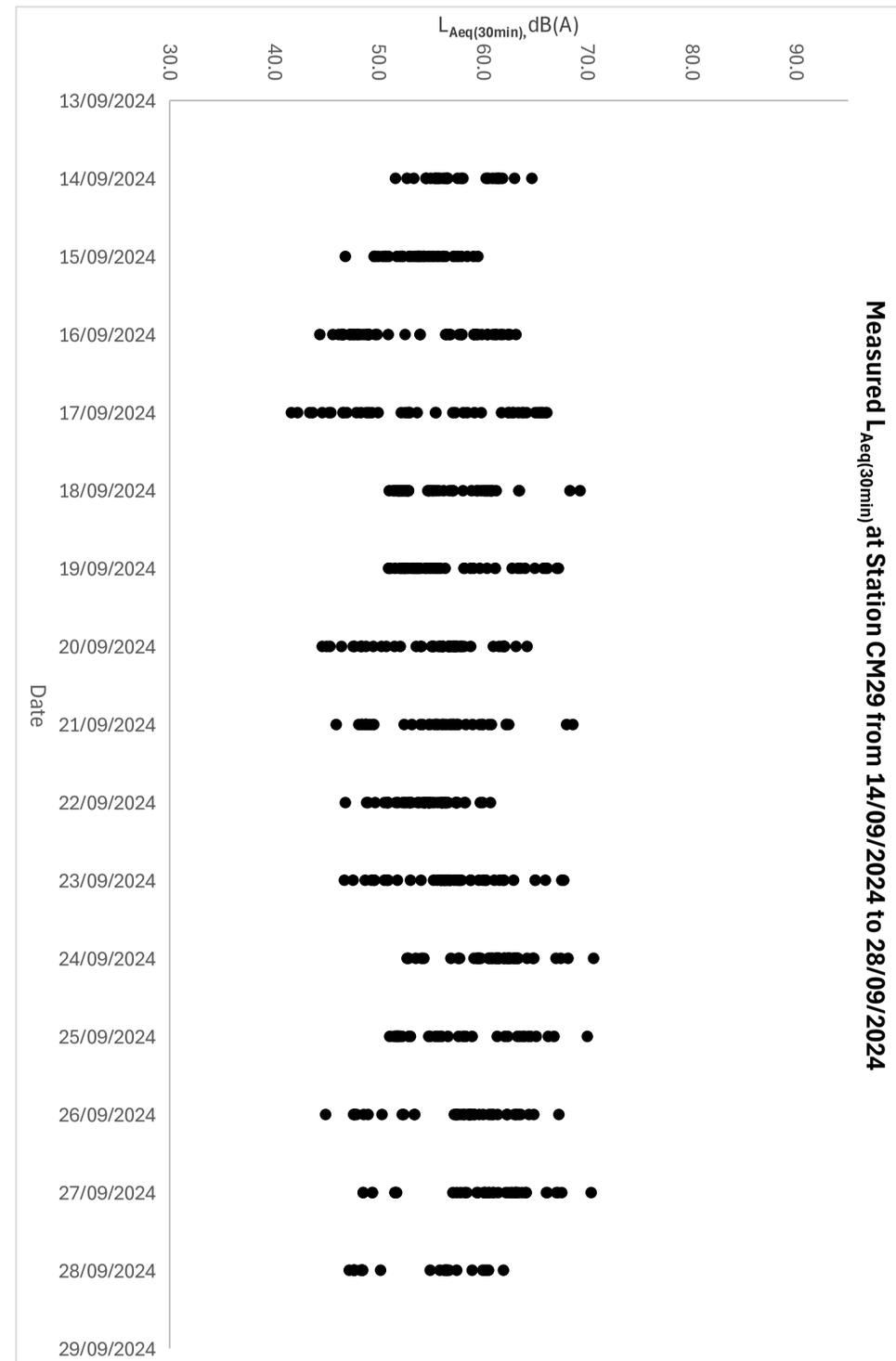
Measured $L_{Aeq(30min)}$ at Station CM29 from 14/09/2024 to 28/09/2024
$L_{Aeq(30min)}$, dB(A)
30.0
40.0
50.0
60.0
70.0
80.0
90.0
Date
13/09/2024
14/09/2024
15/09/2024
16/09/2024
17/09/2024
18/09/2024
19/09/2024
20/09/2024
21/09/2024
22/09/2024
23/09/2024
24/09/2024
25/09/2024
26/09/2024
27/09/2024
28/09/2024
29/09/2024

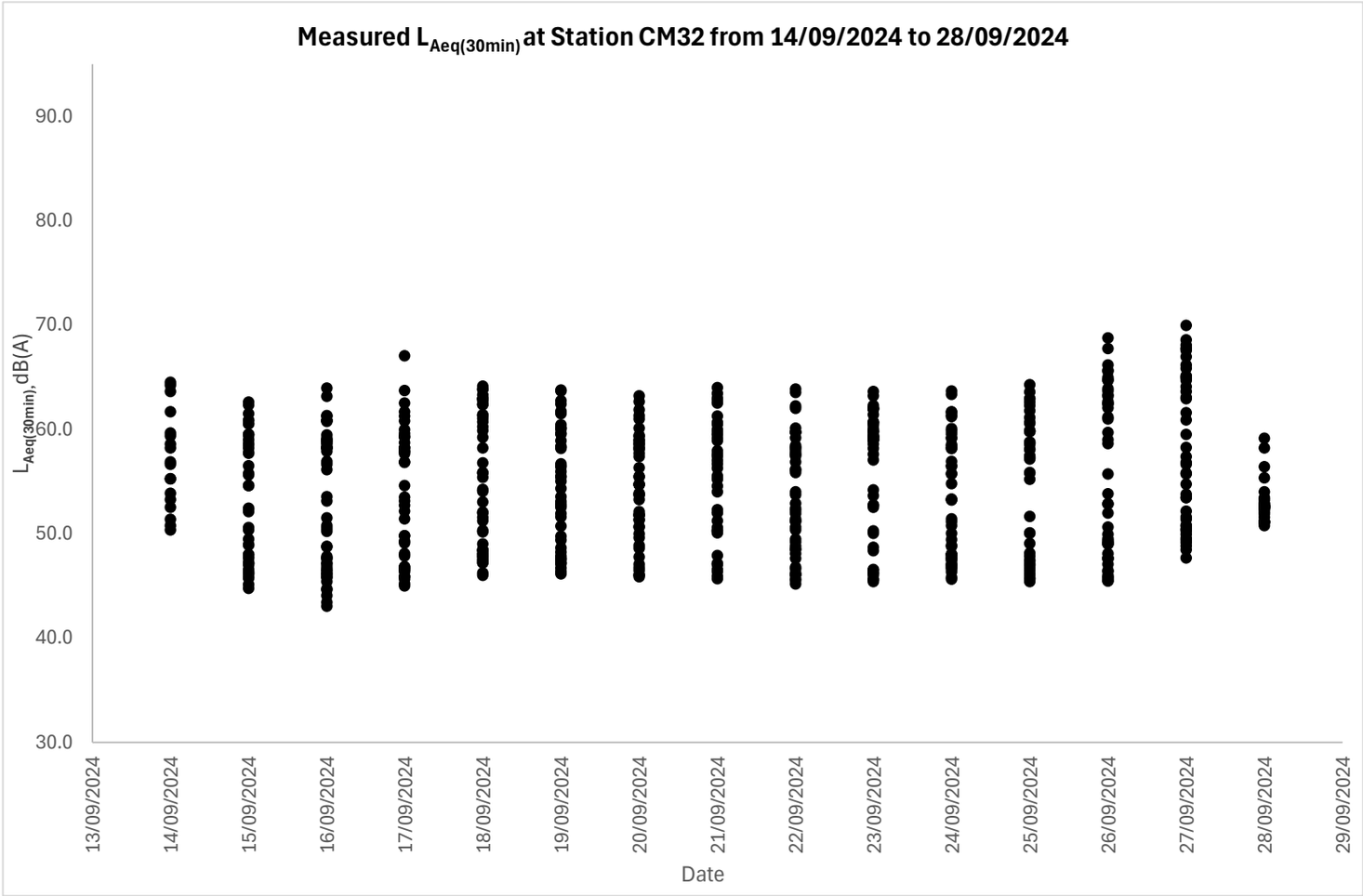
Measured $L_{Aeq(30min)}$ at Station CM32 from 14/09/2024 to 28/09/2024
$L_{Aeq(30min)}$, dB(A)
90.0
80.0
70.0
60.0
50.0
40.0
30.0
13/09/2024
14/09/2024
15/09/2024
16/09/2024
17/09/2024
18/09/2024
19/09/2024
20/09/2024
21/09/2024
22/09/2024
23/09/2024
24/09/2024
25/09/2024
26/09/2024
27/09/2024
28/09/2024
29/09/2024
Date

Appendix 4-3 Baseline Water Quality Monitoring Results

Contract No. WD/03/2023
Hung Shui Kiu/Ha Tsuen New Development Area
Second Phase Development - Environmental Team
Baseline Water Quality Monitoring Result

Monitoring Location: U3a

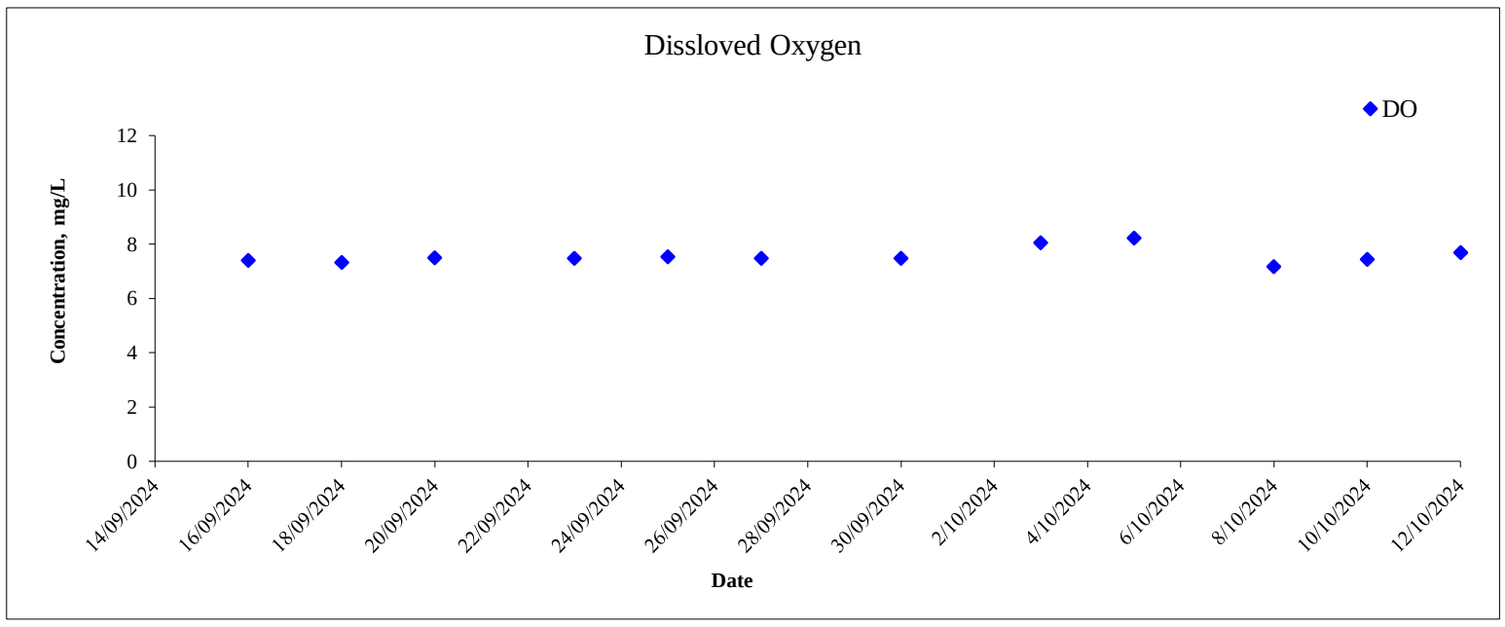

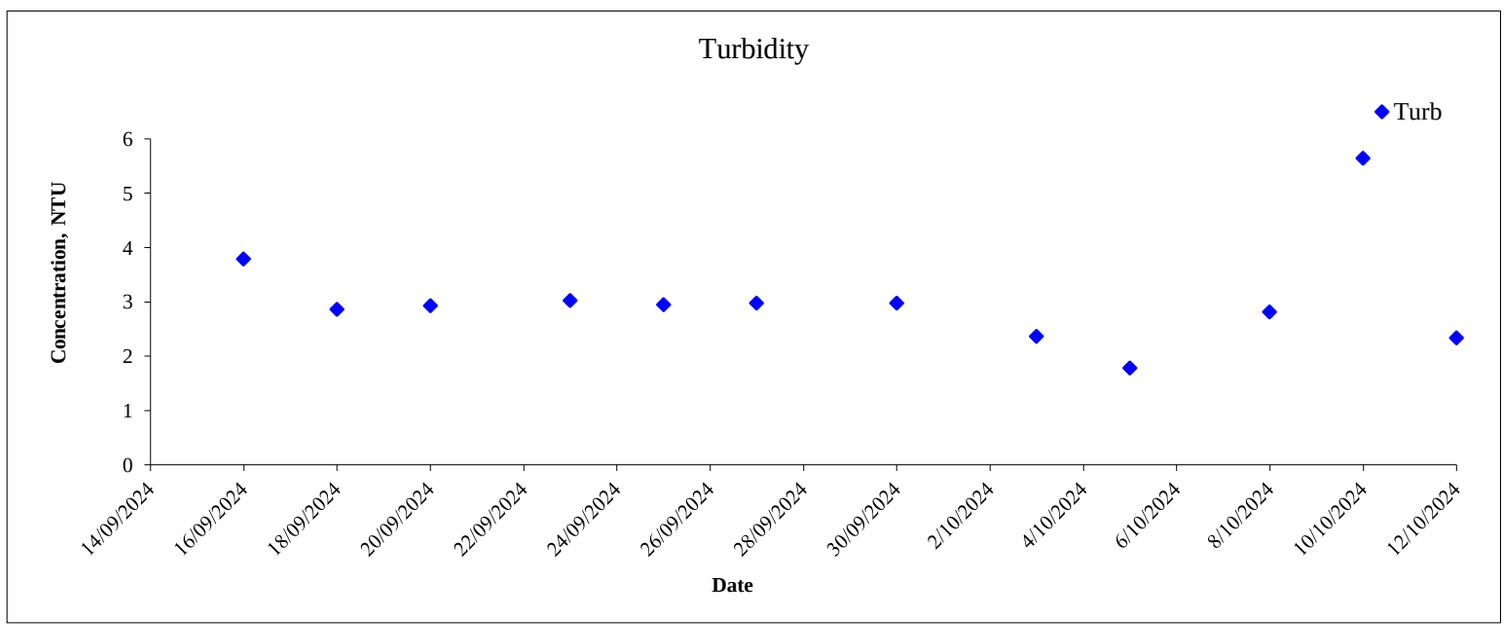

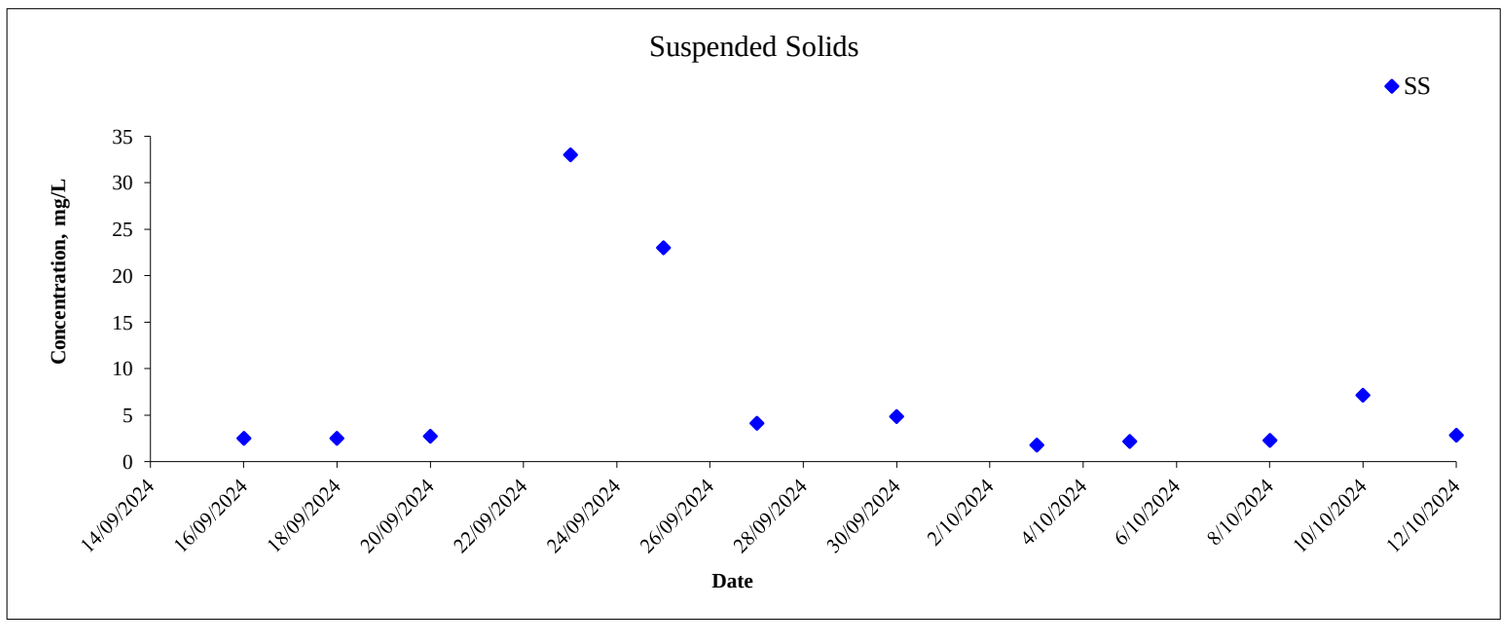

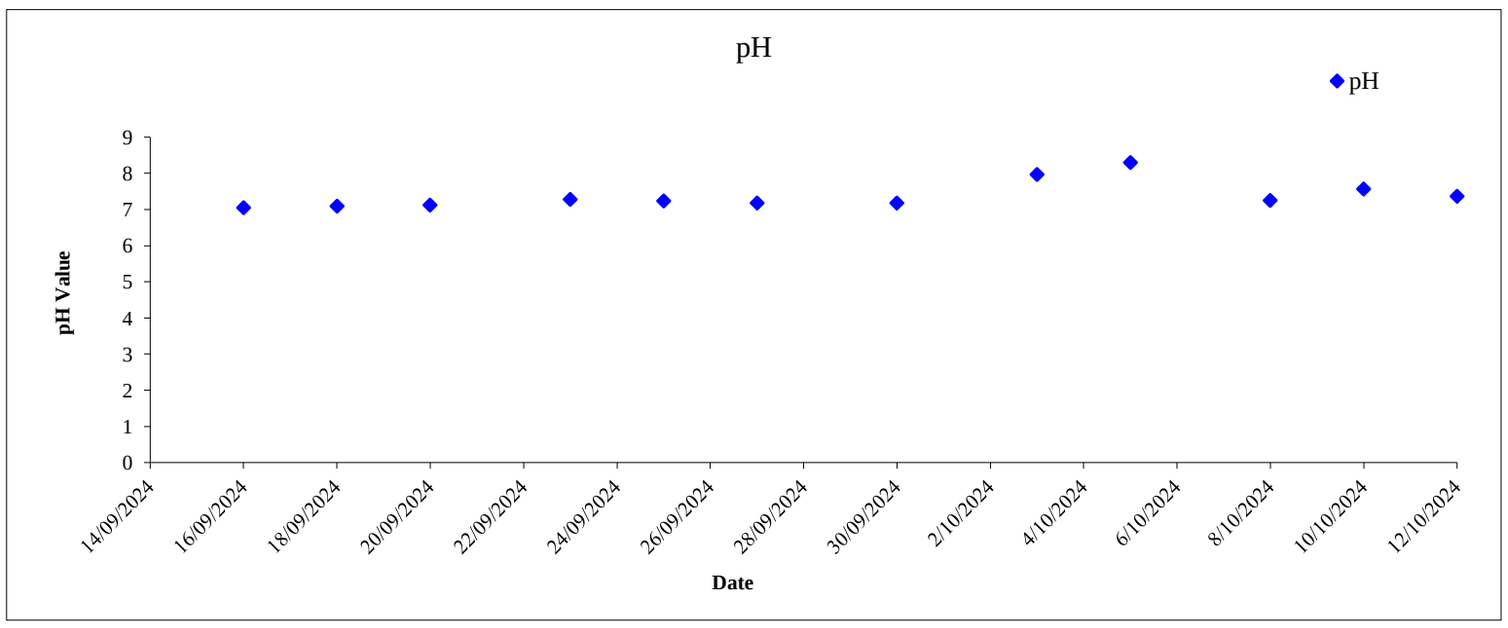

Contract No. WD/03/2023
Hung Shui Kiu/Ha Tsuen New Development Area
Second Phase Development - Environmental Team
Baseline Water Quality Monitoring Result

Monitoring Location: U4a

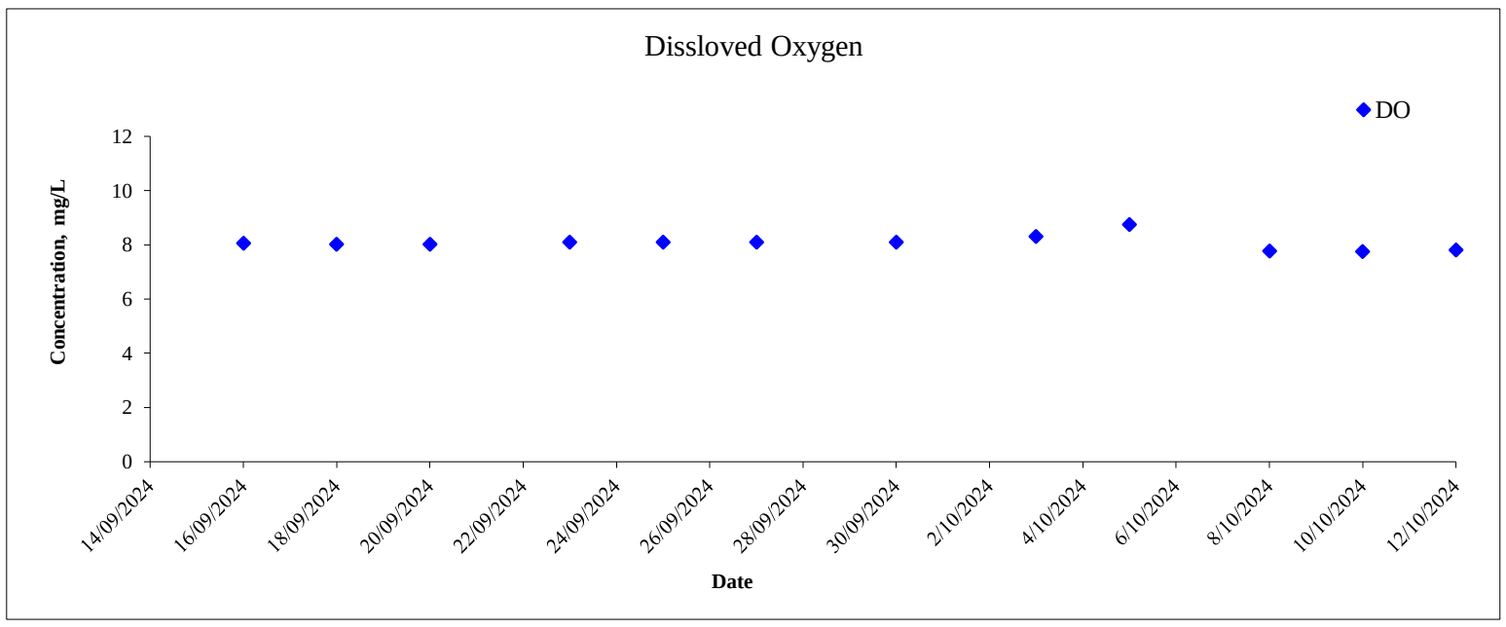

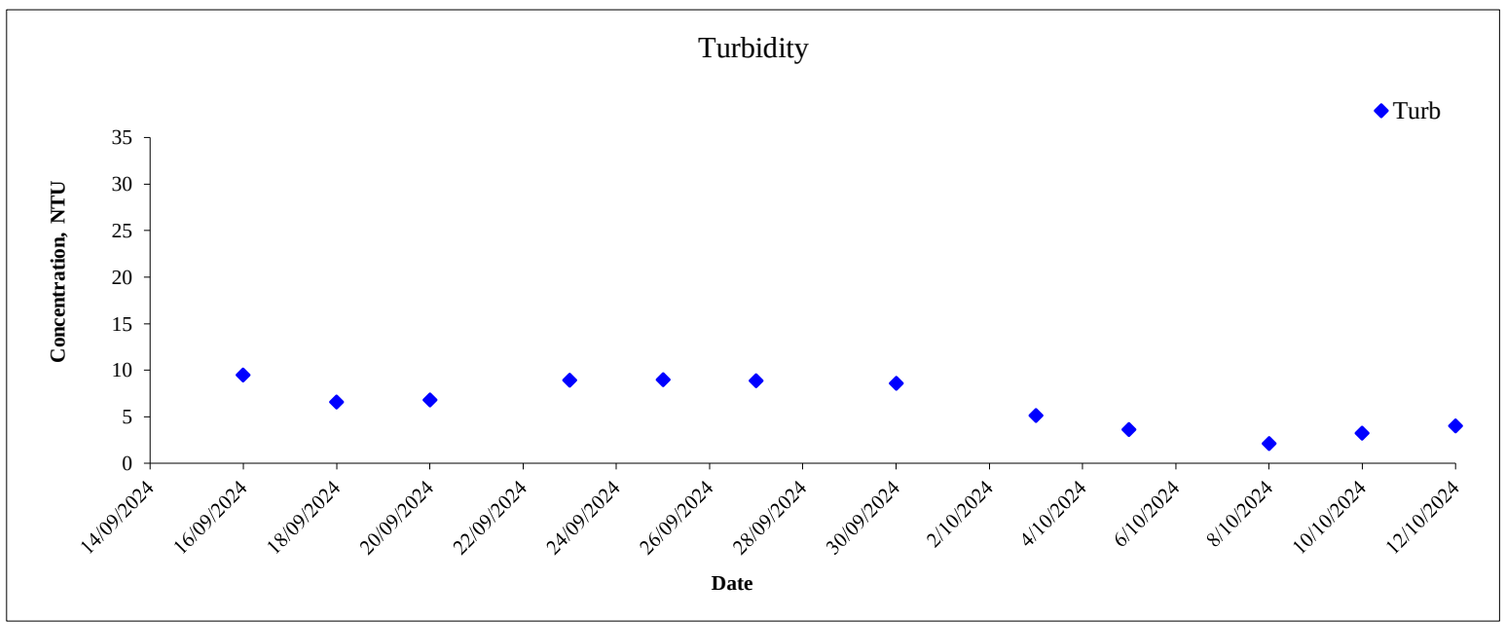

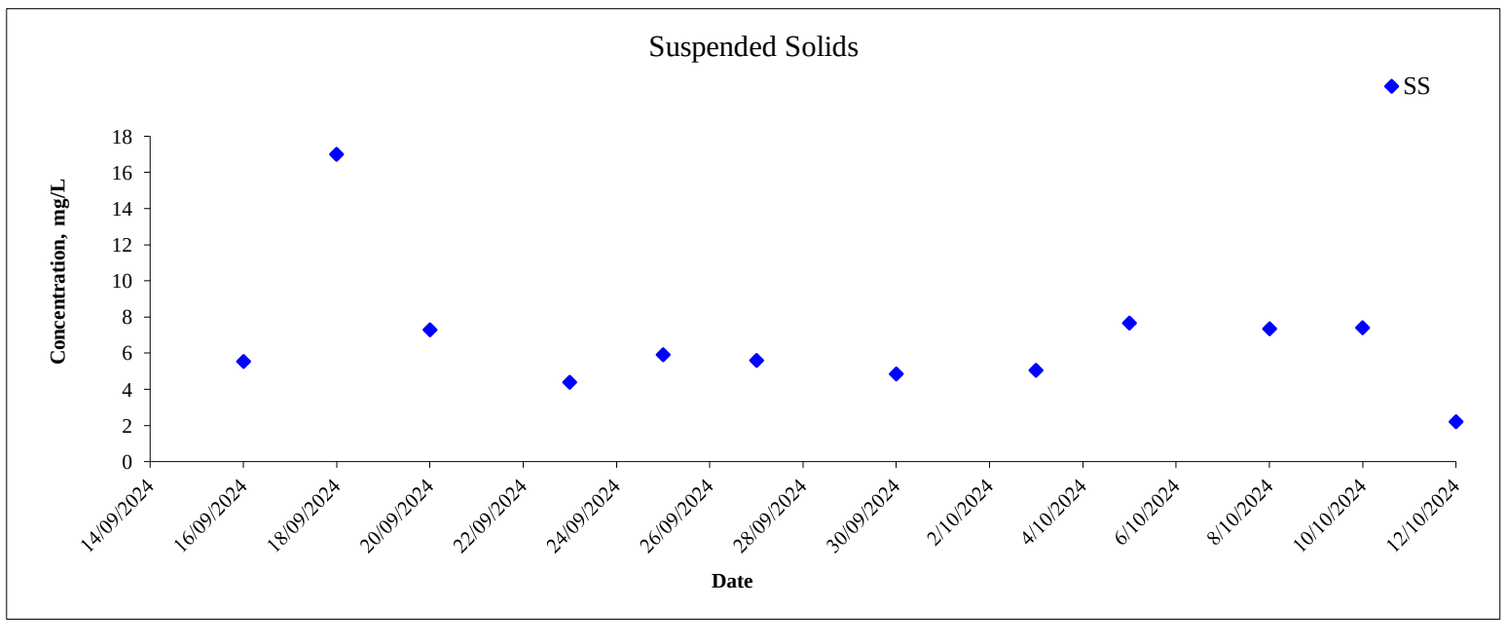

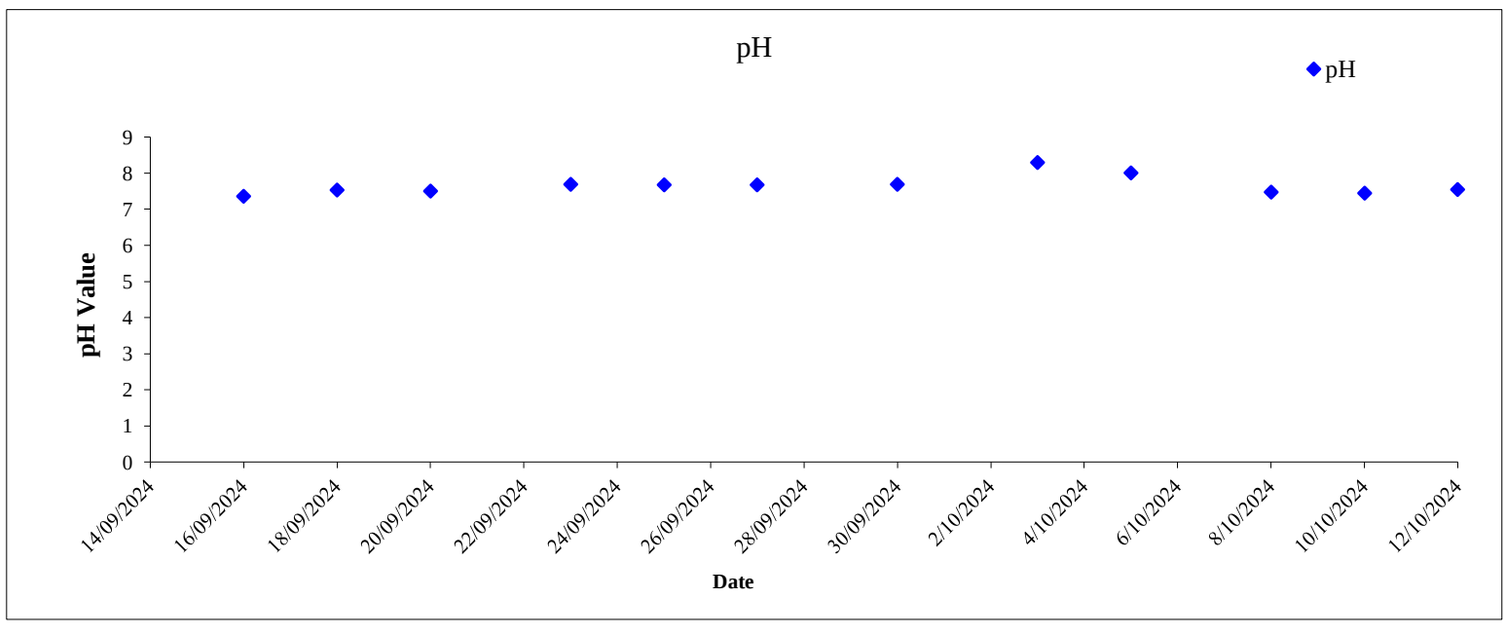

Contract No. WD/03/2023
Hung Shui Kiu/Ha Tsuen New Development Area
Second Phase Development - Environmental Team
Baseline Water Quality Monitoring Result

Monitoring Location: U5a

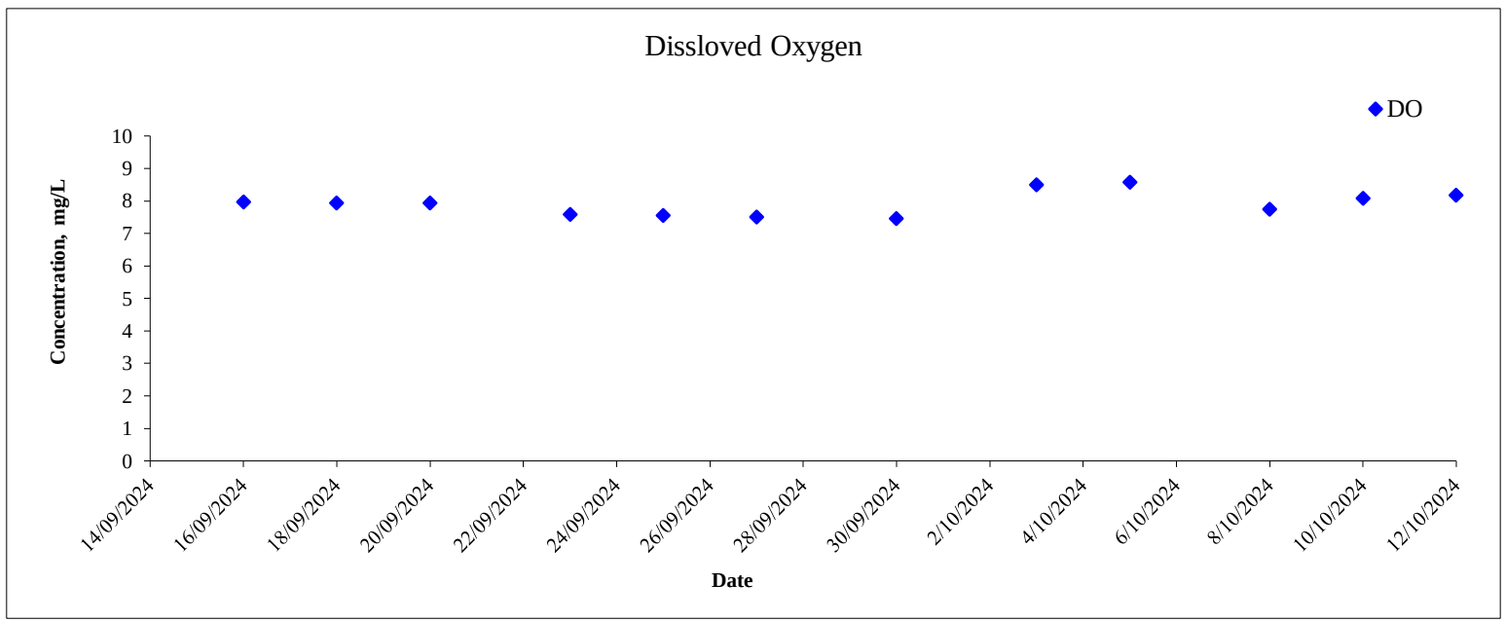

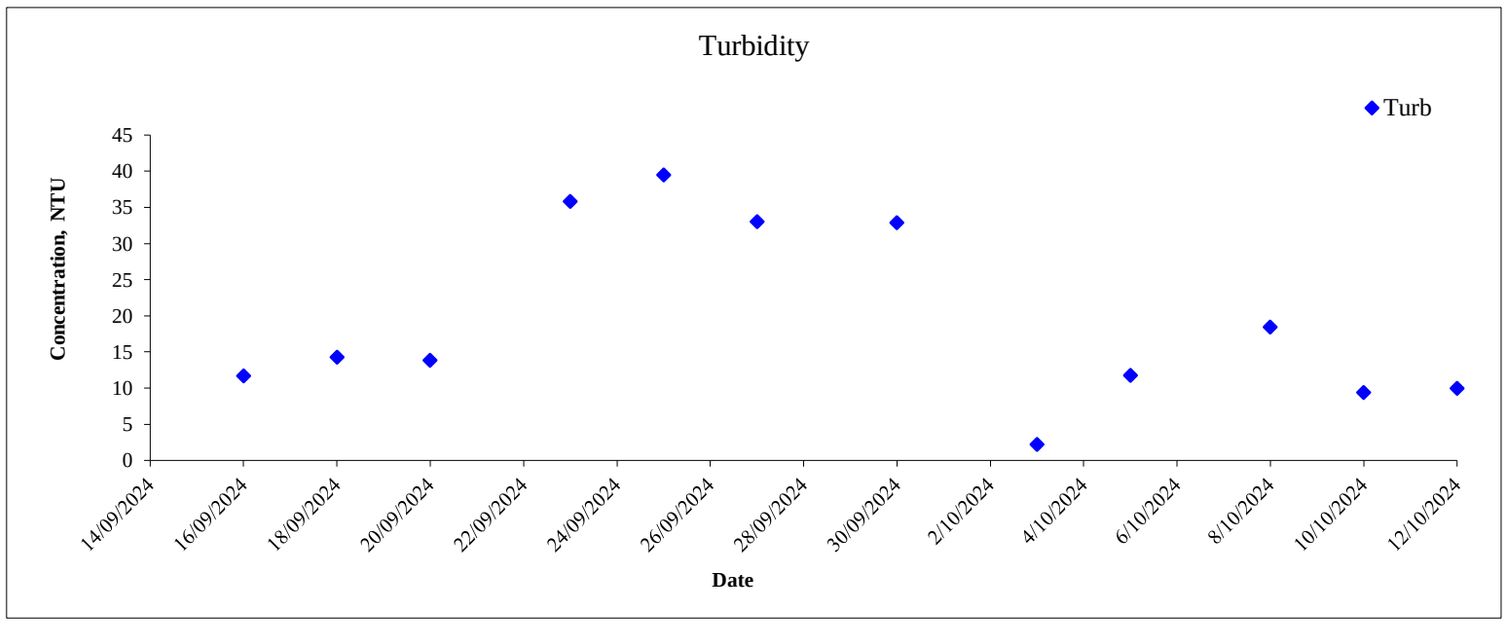

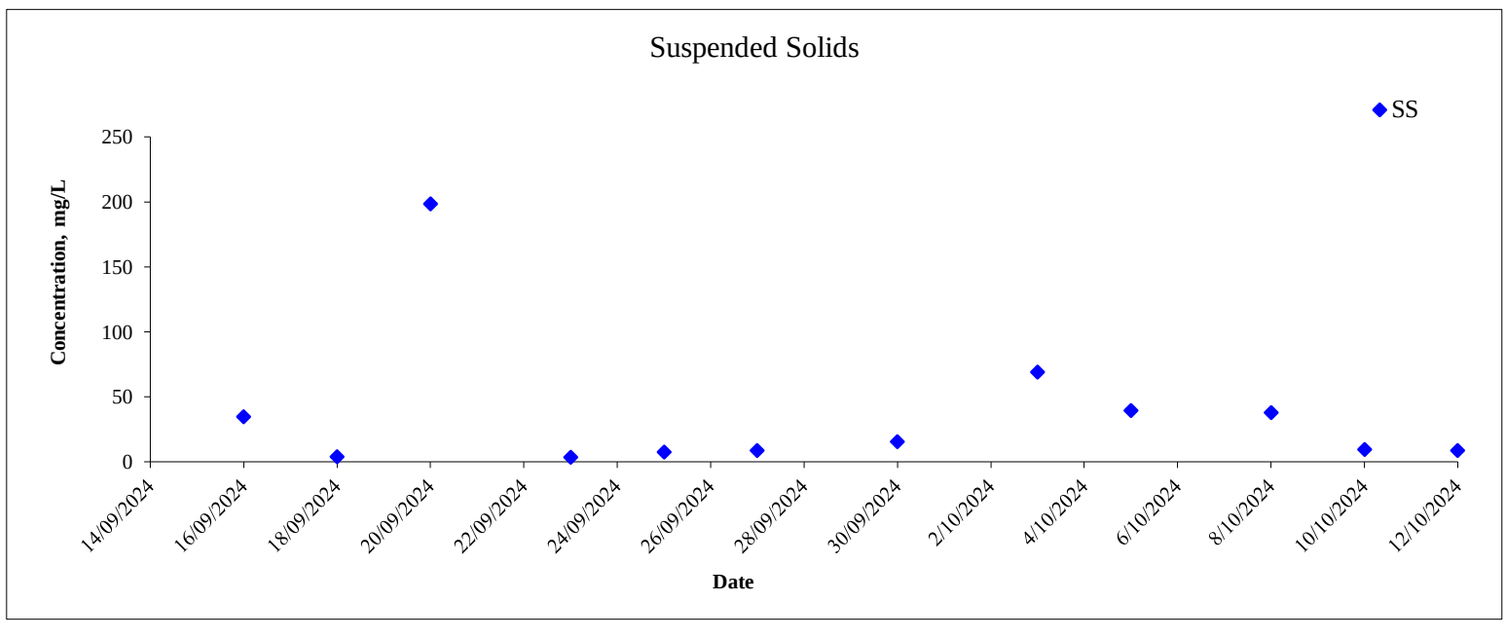

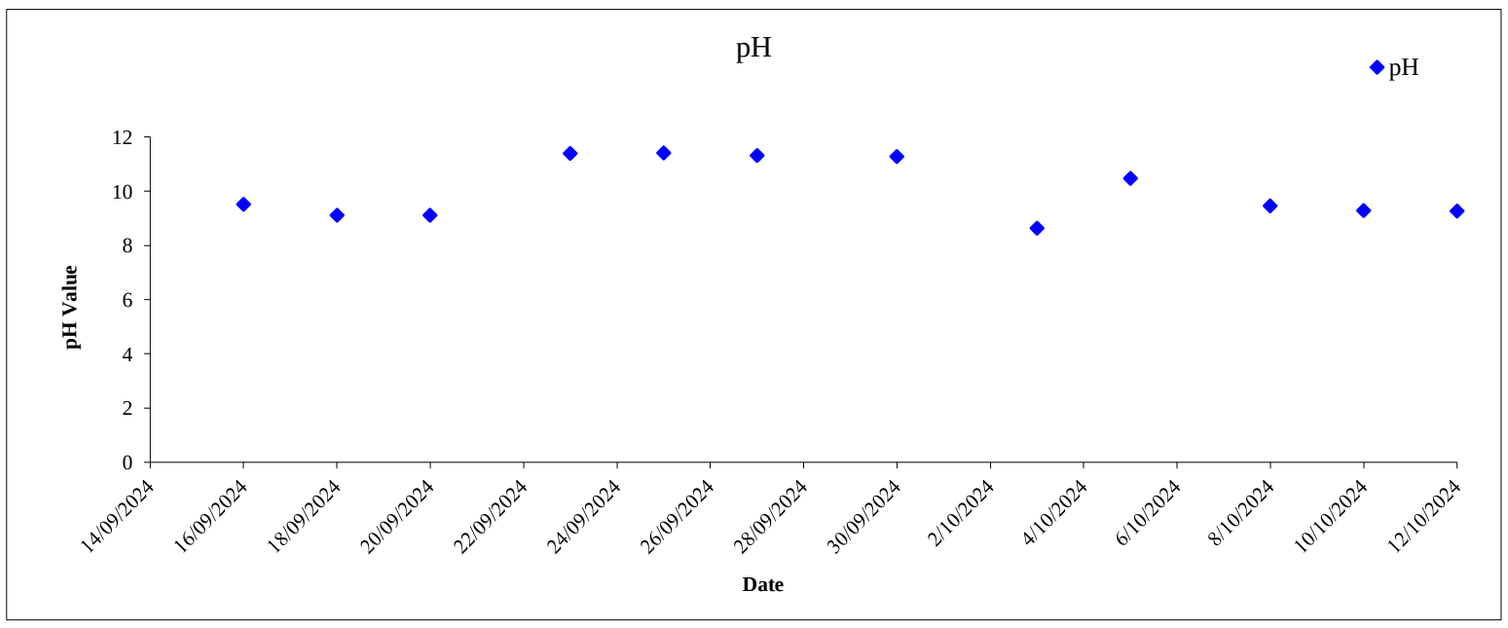

Contract No. WD/03/2023
Hung Shui Kiu/Ha Tsuen New Development Area
Second Phase Development - Environmental Team
Baseline Water Quality Monitoring Result

Monitoring Location: U6a

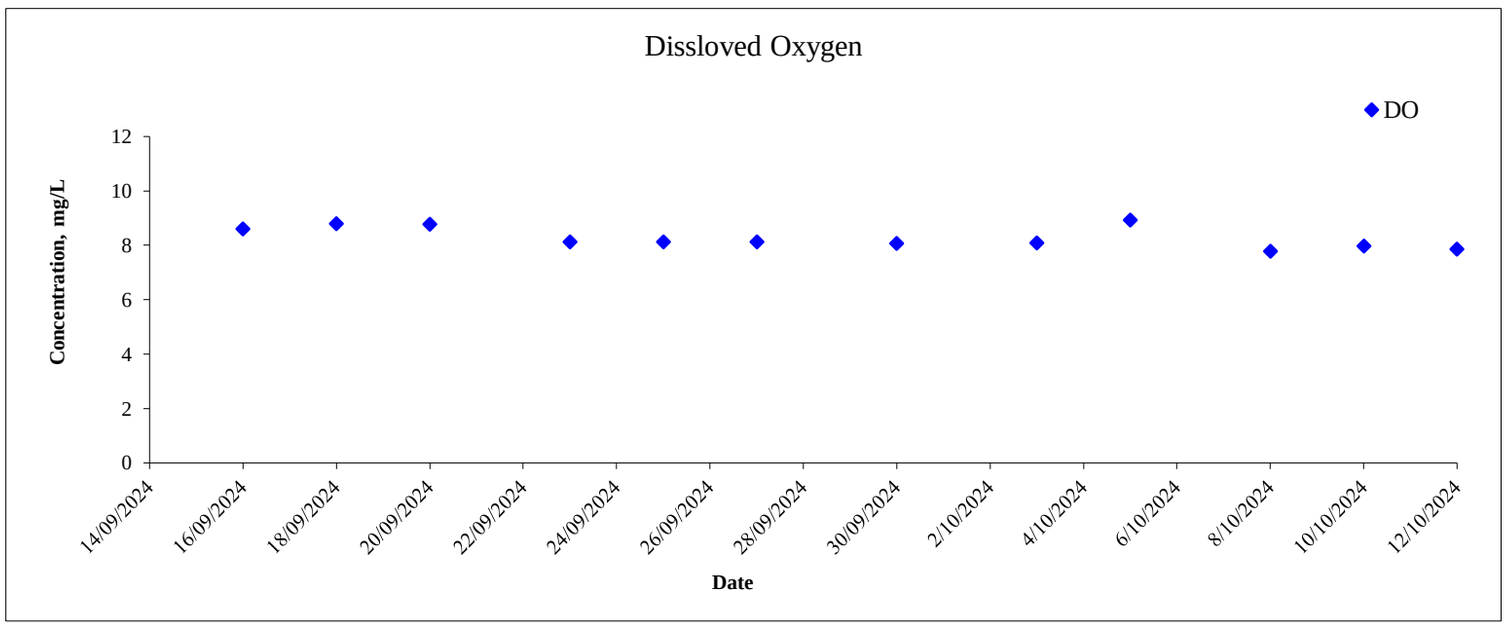

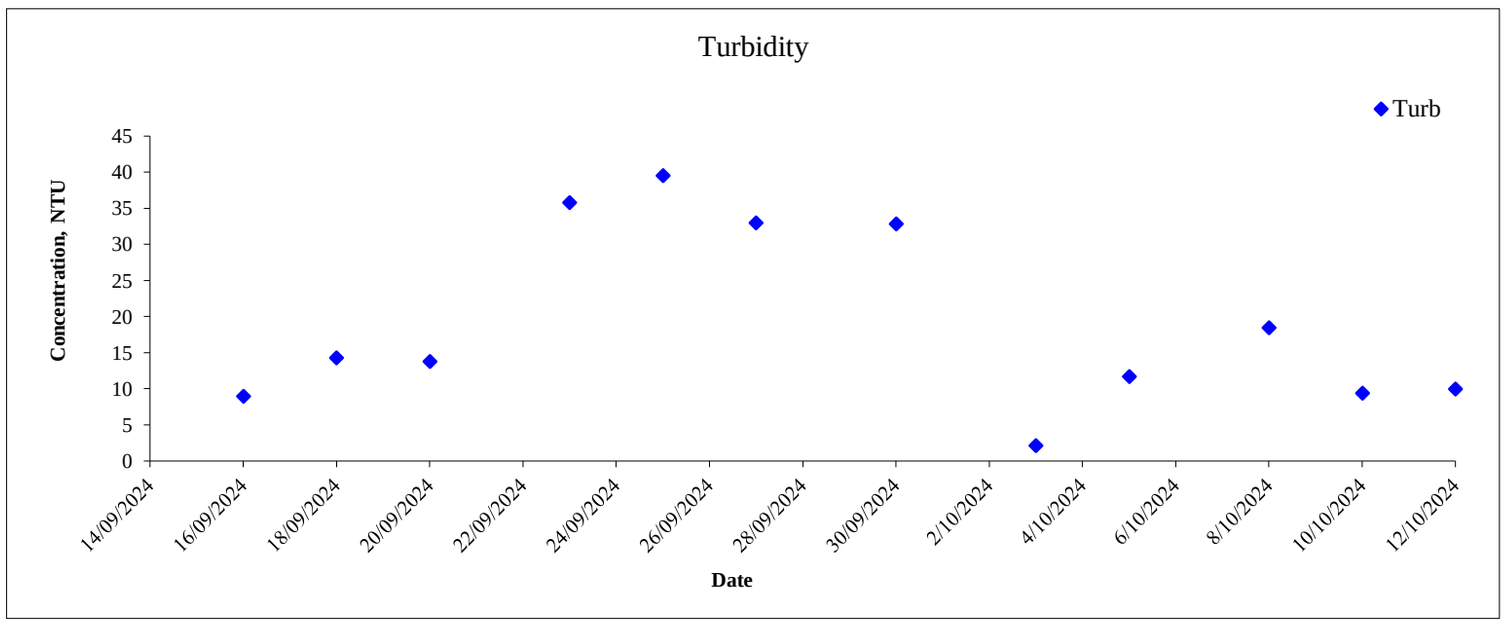

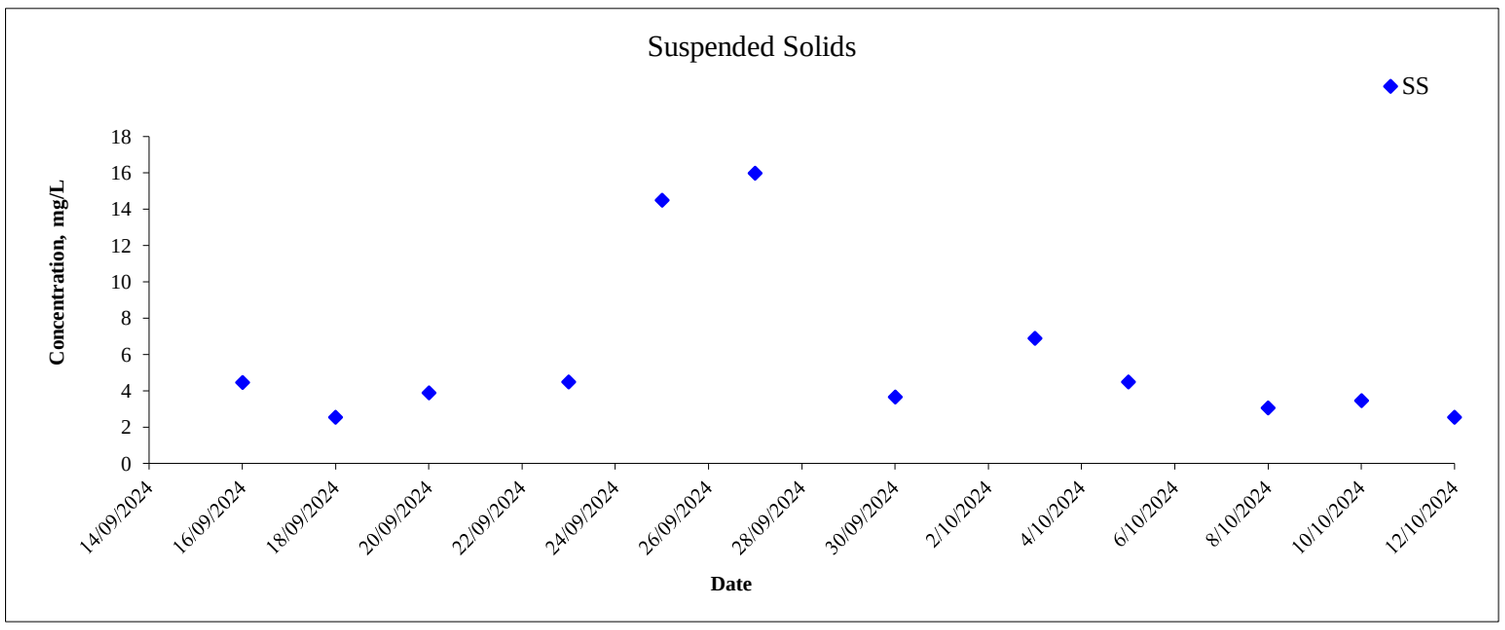

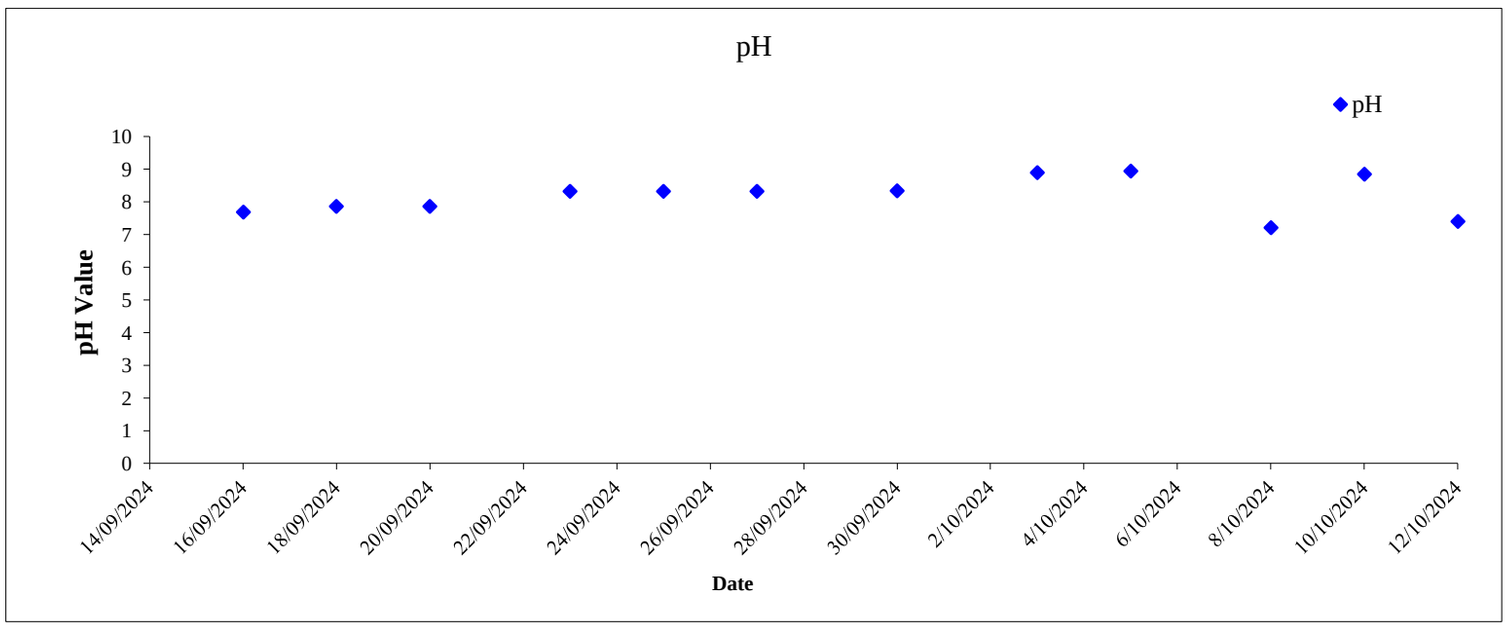

Contract No. WD/03/2023
Hung Shui Kiu/Ha Tsuen New Development Area
Second Phase Development - Environmental Team
Baseline Water Quality Monitoring Result

Monitoring Location: TS1

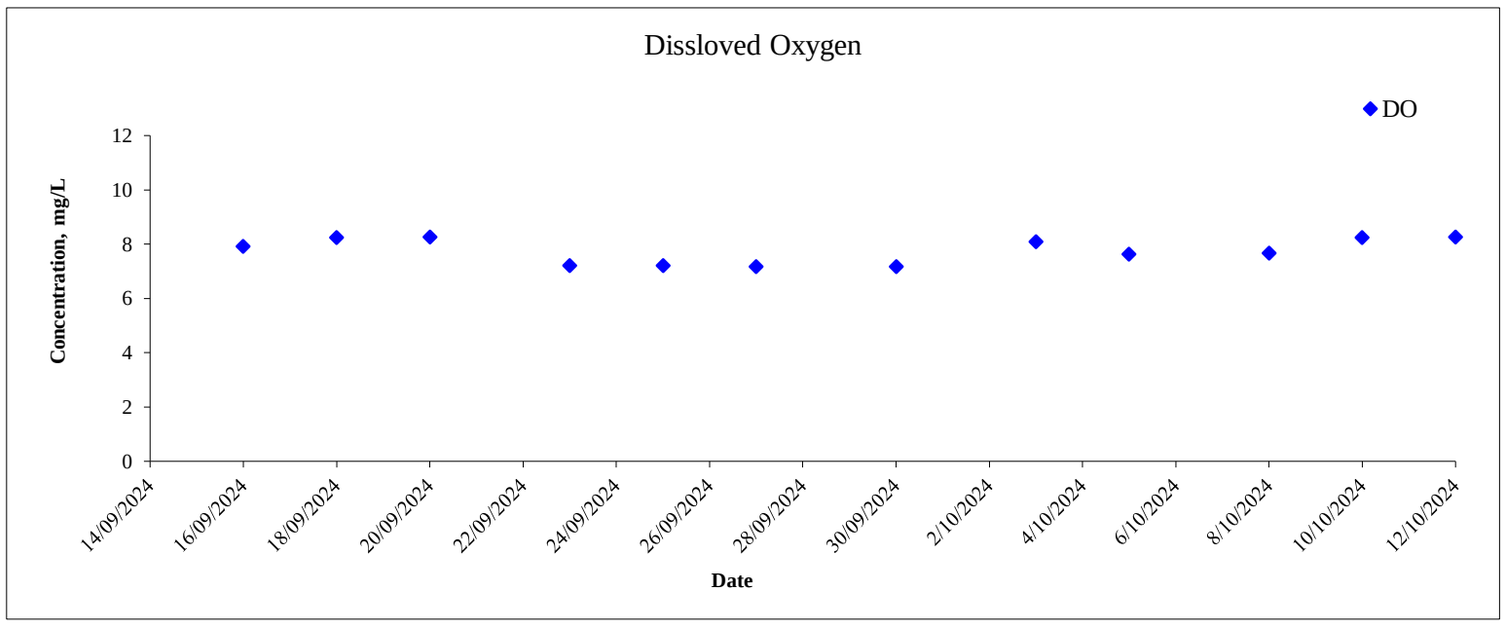

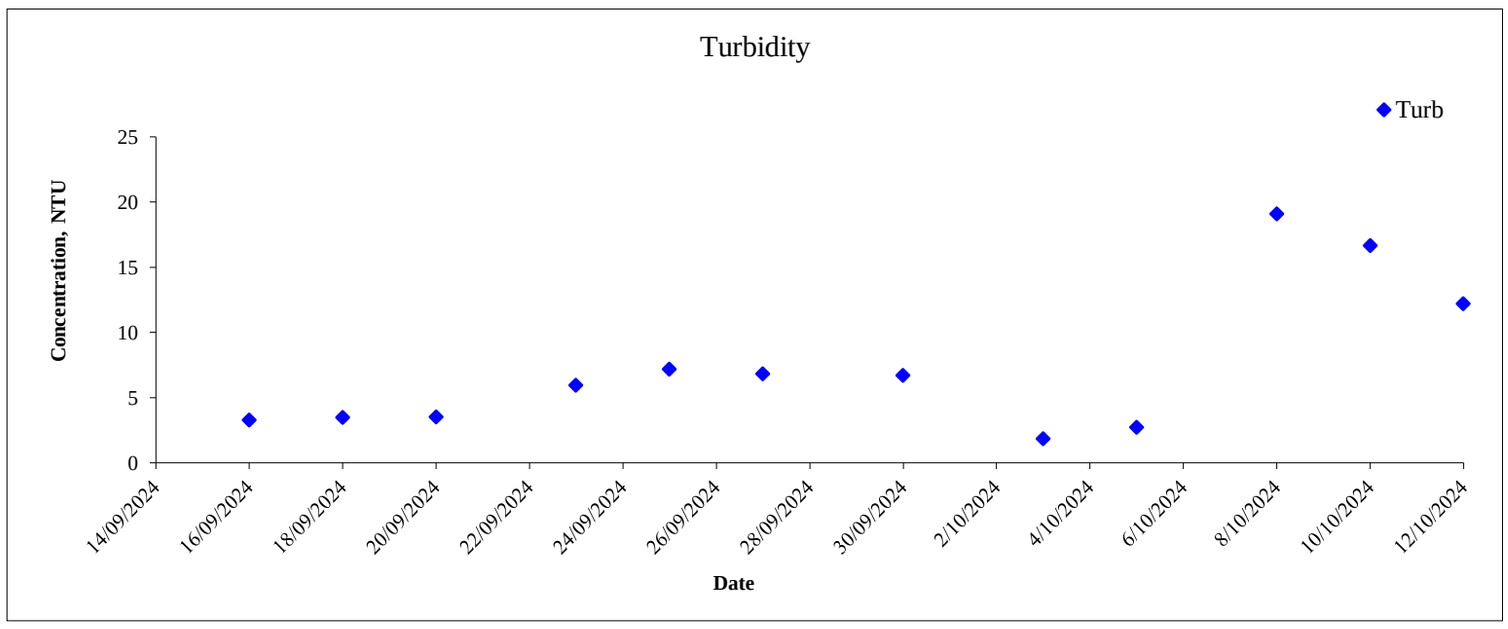

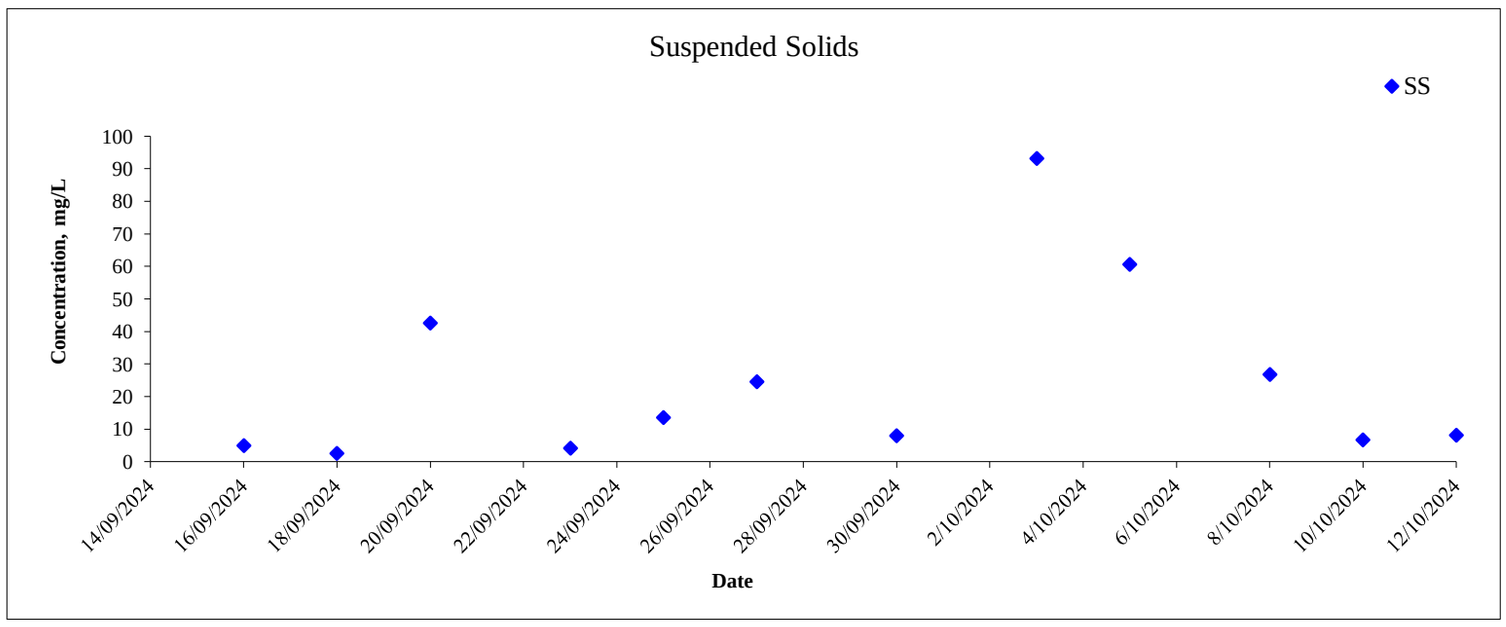

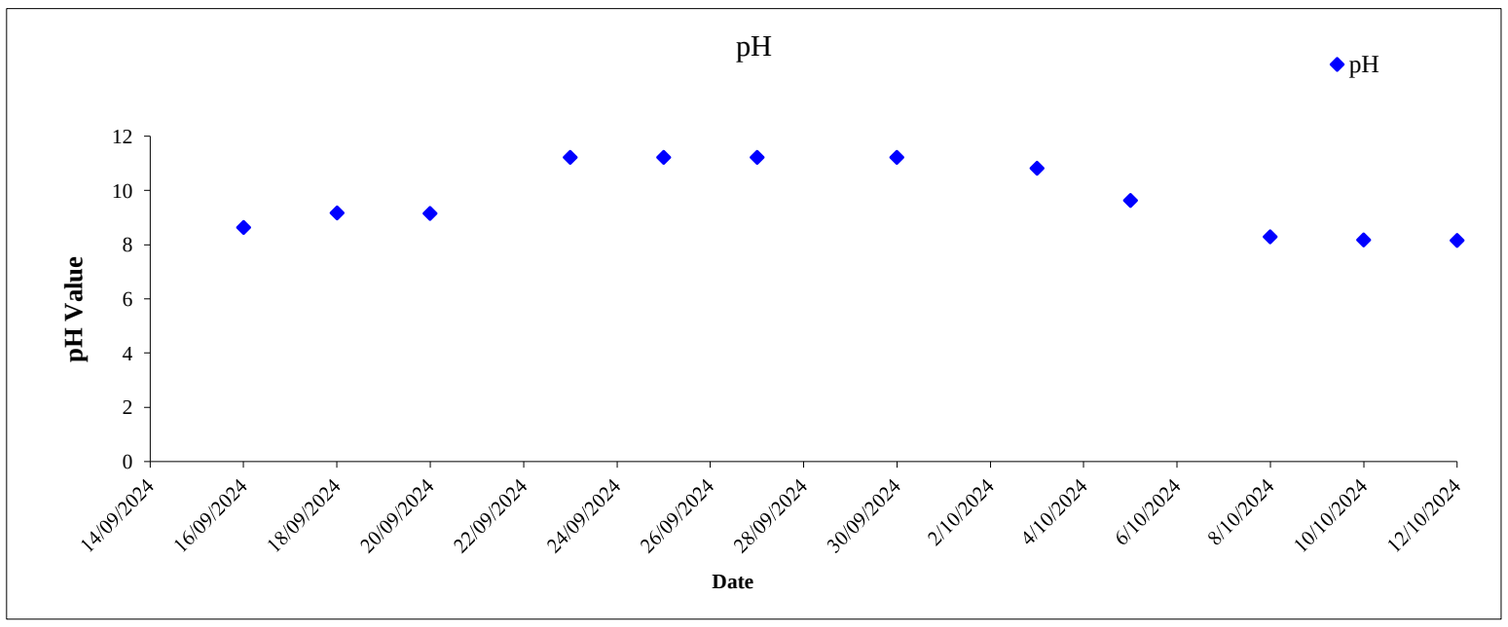

Contract No. WD/03/2023
Hung Shui Kiu/Ha Tsuen New Development Area
Second Phase Development - Environmental Team
Baseline Water Quality Monitoring Result

Monitoring Location: TS2a

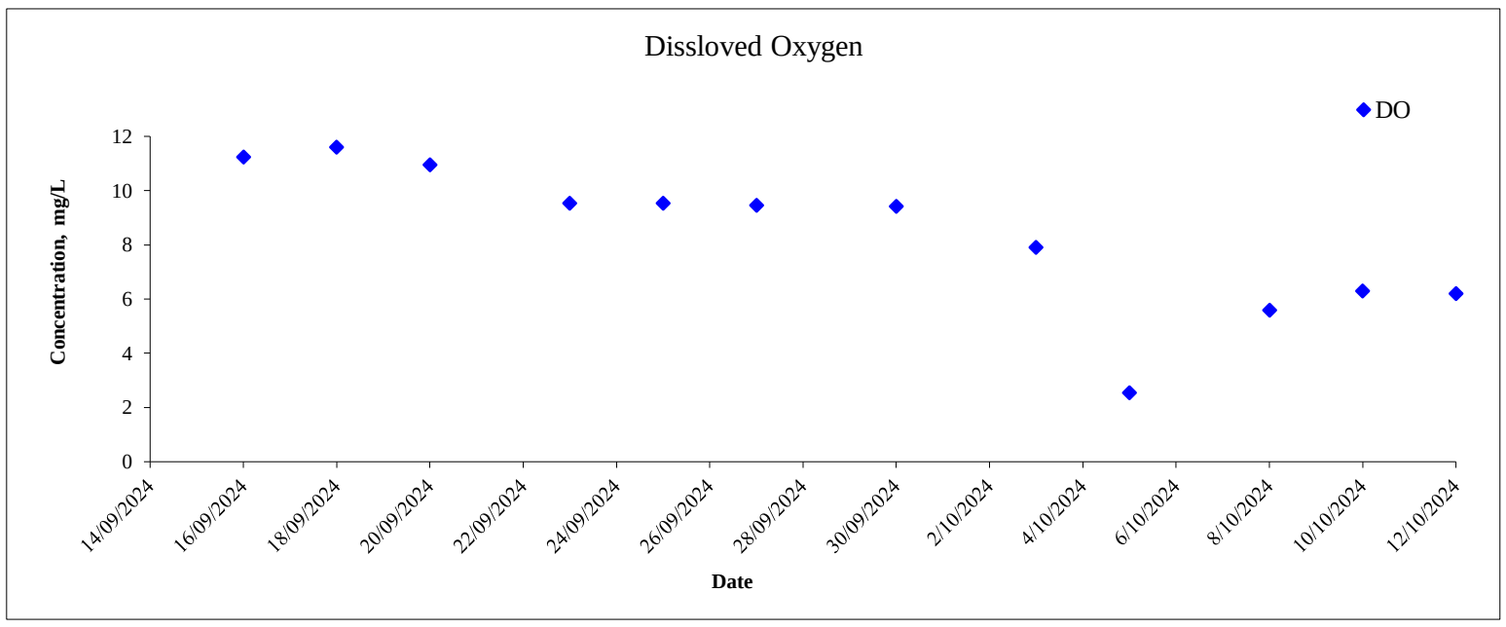

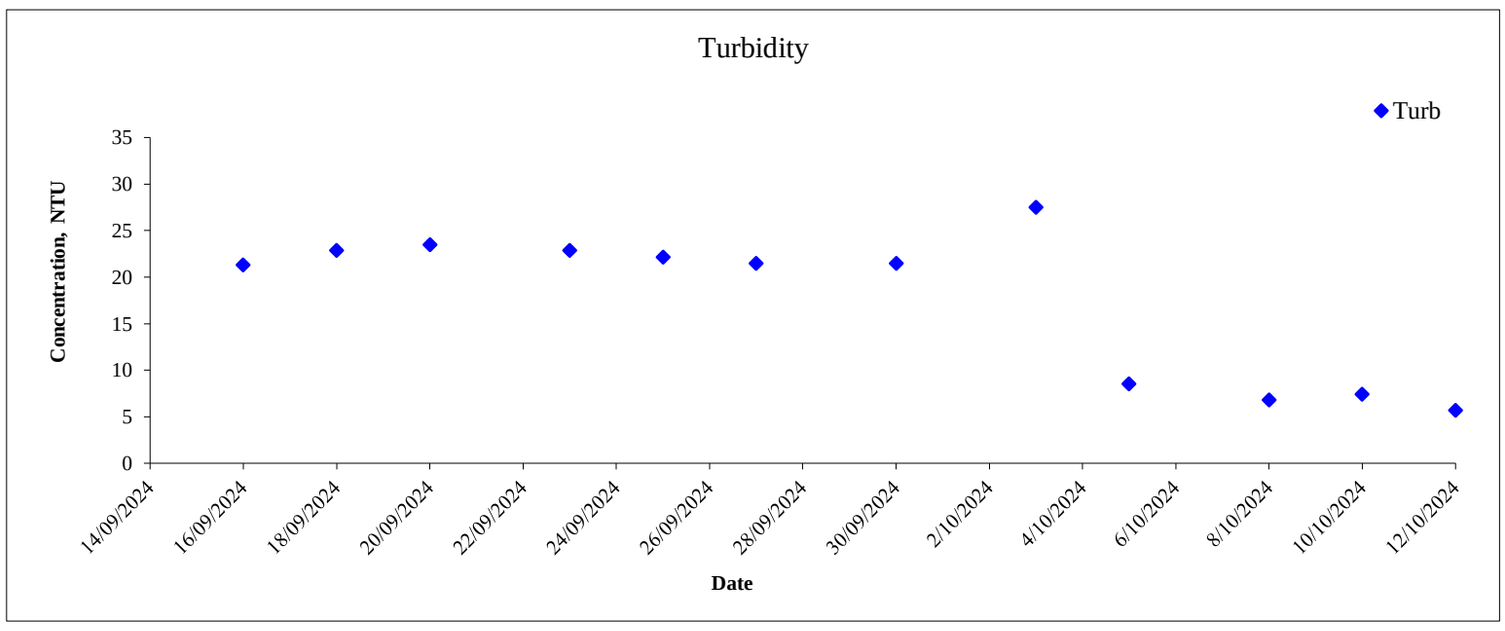

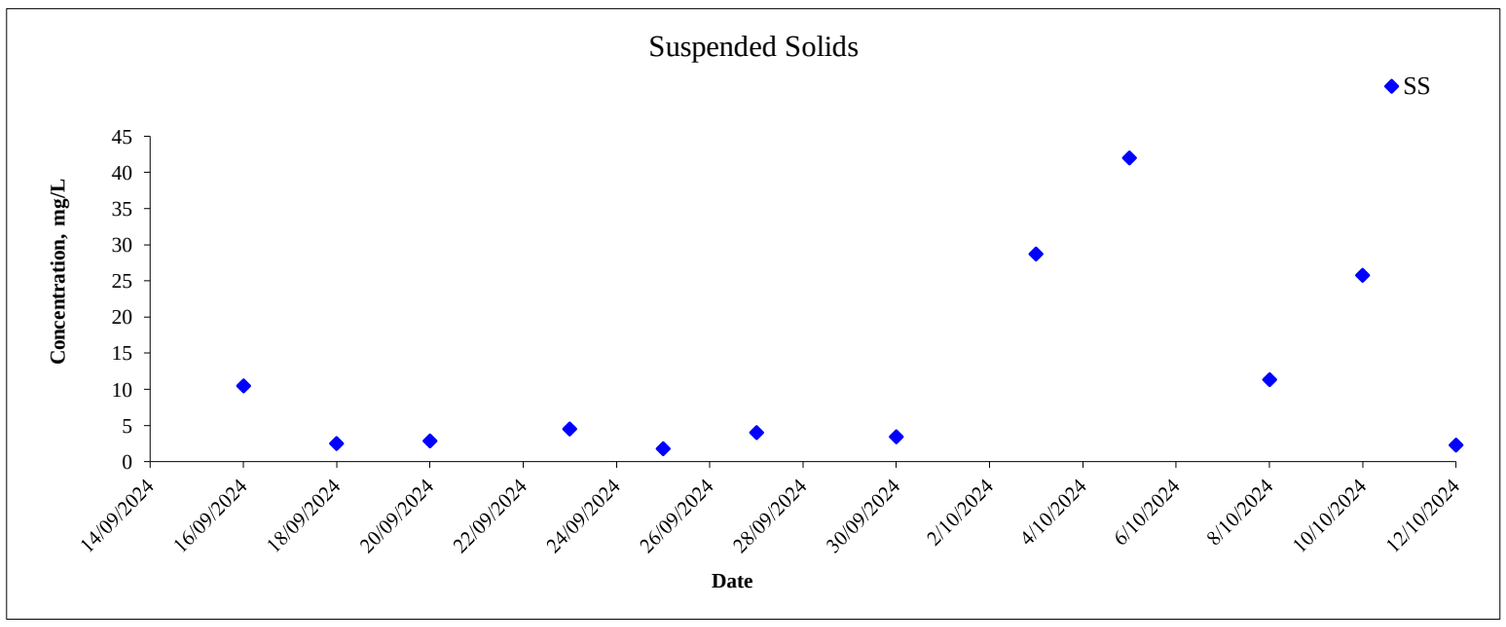

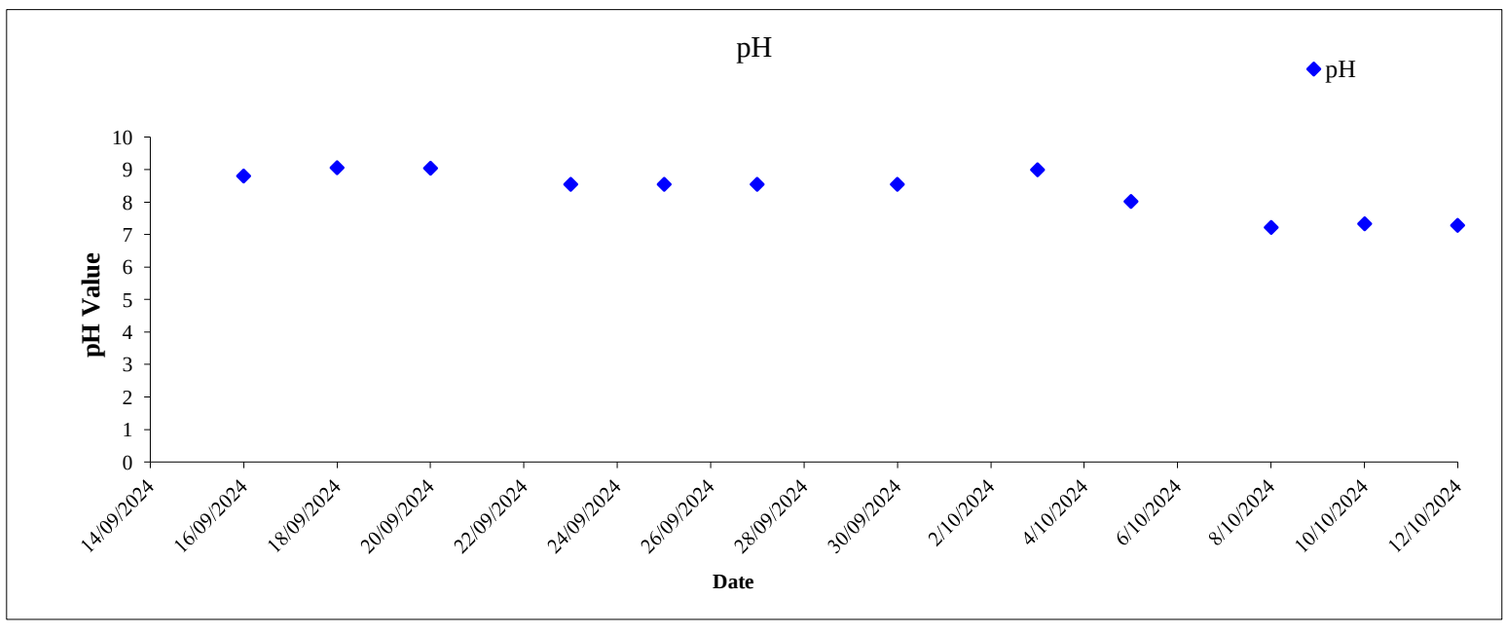

Contract No. WD/03/2023
Hung Shui Kiu/Ha Tsuen New Development Area
Second Phase Development - Environmental Team
Baseline Water Quality Monitoring Result

Monitoring Location: TSR1a

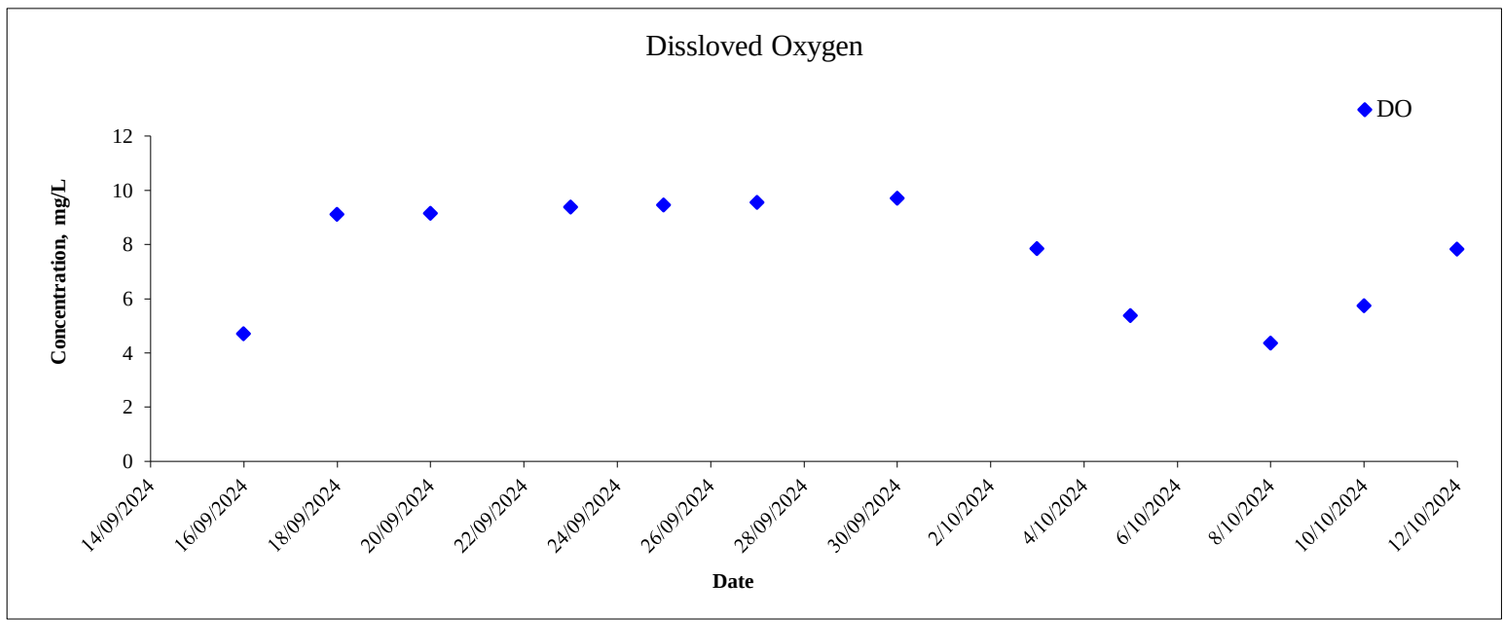

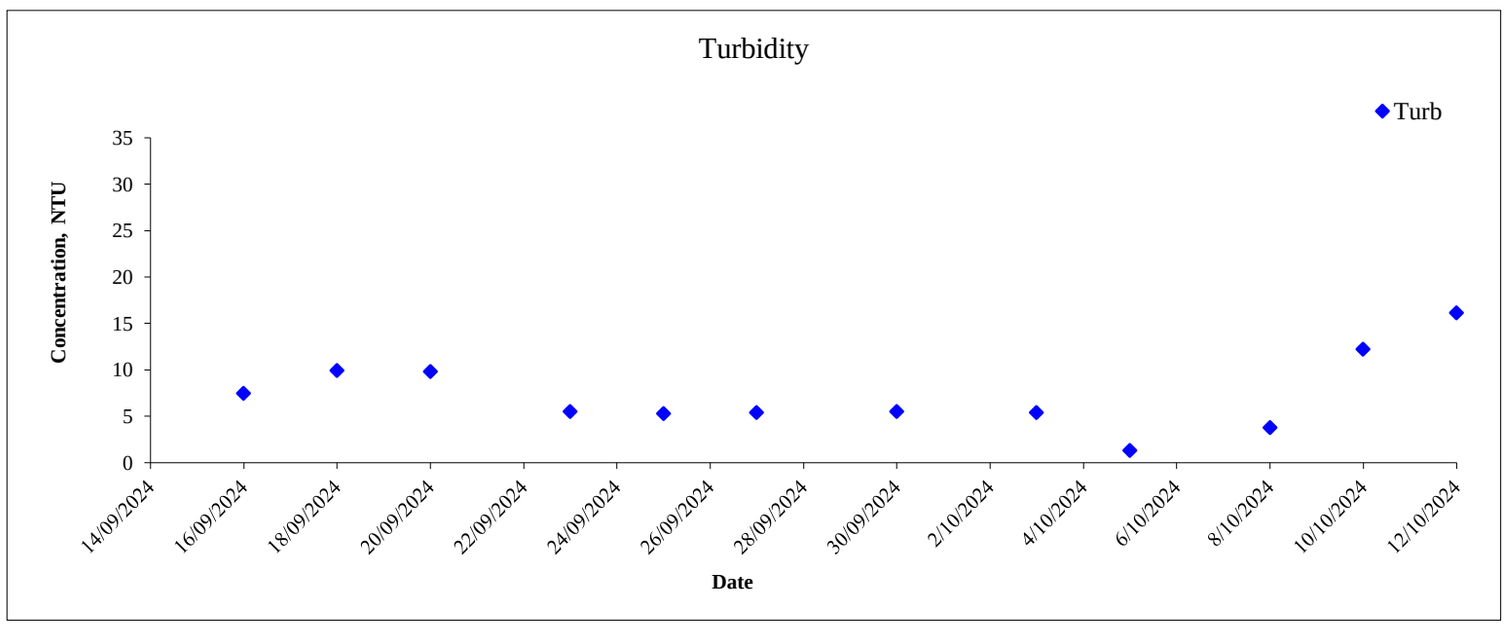

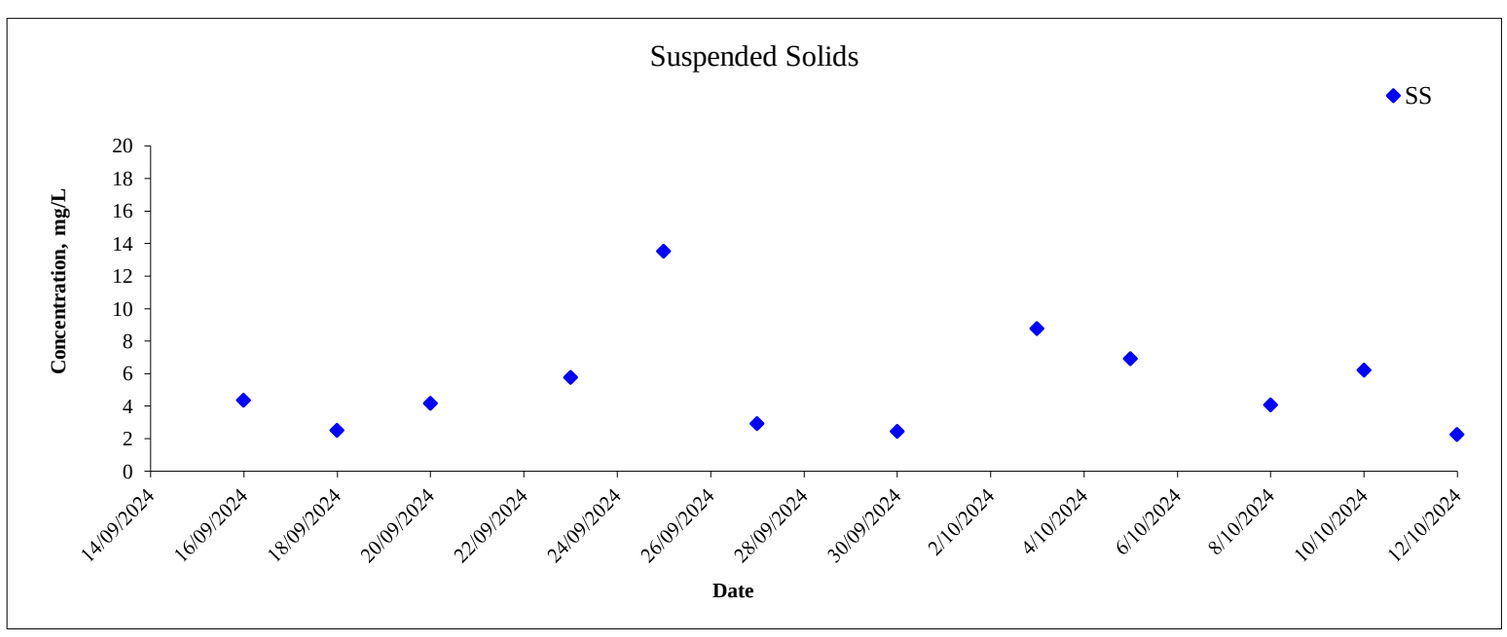

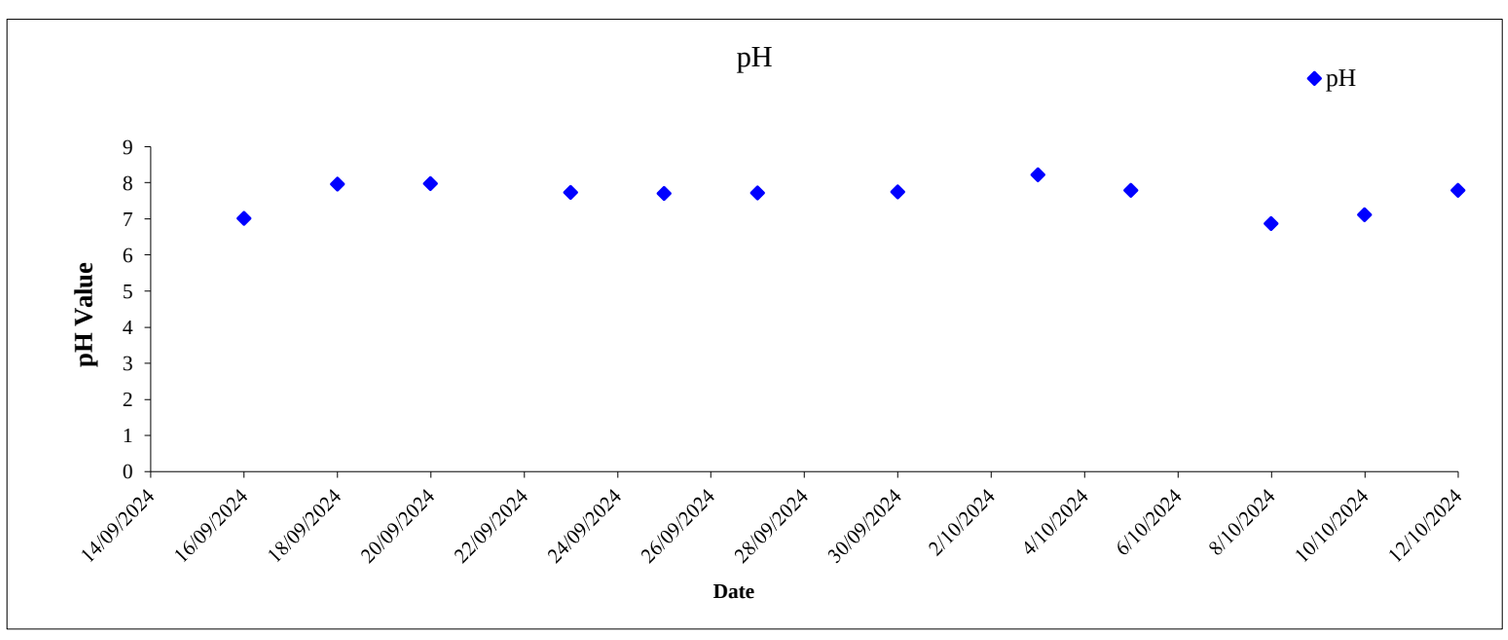

Contract No. WD/03/2023
Hung Shui Kiu/Ha Tsuen New Development Area
Second Phase Development - Environmental Team
Baseline Water Quality Monitoring Result

Monitoring Location: STa

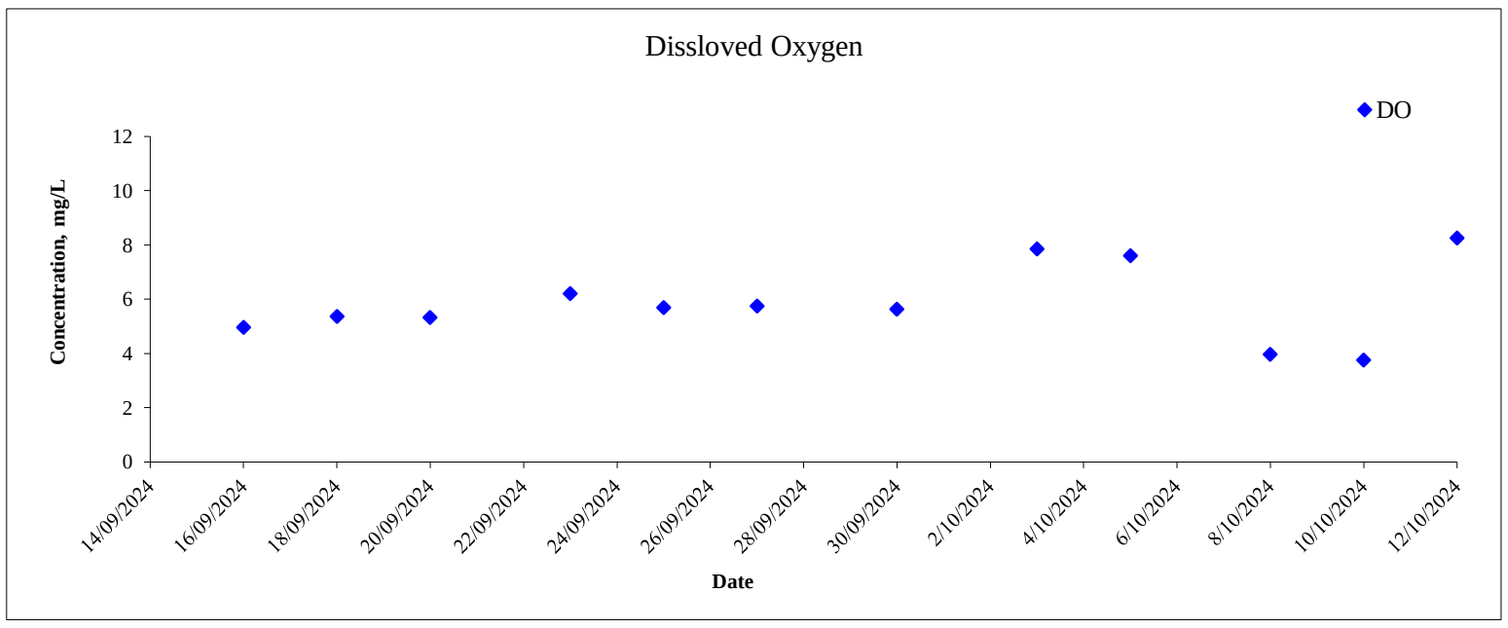

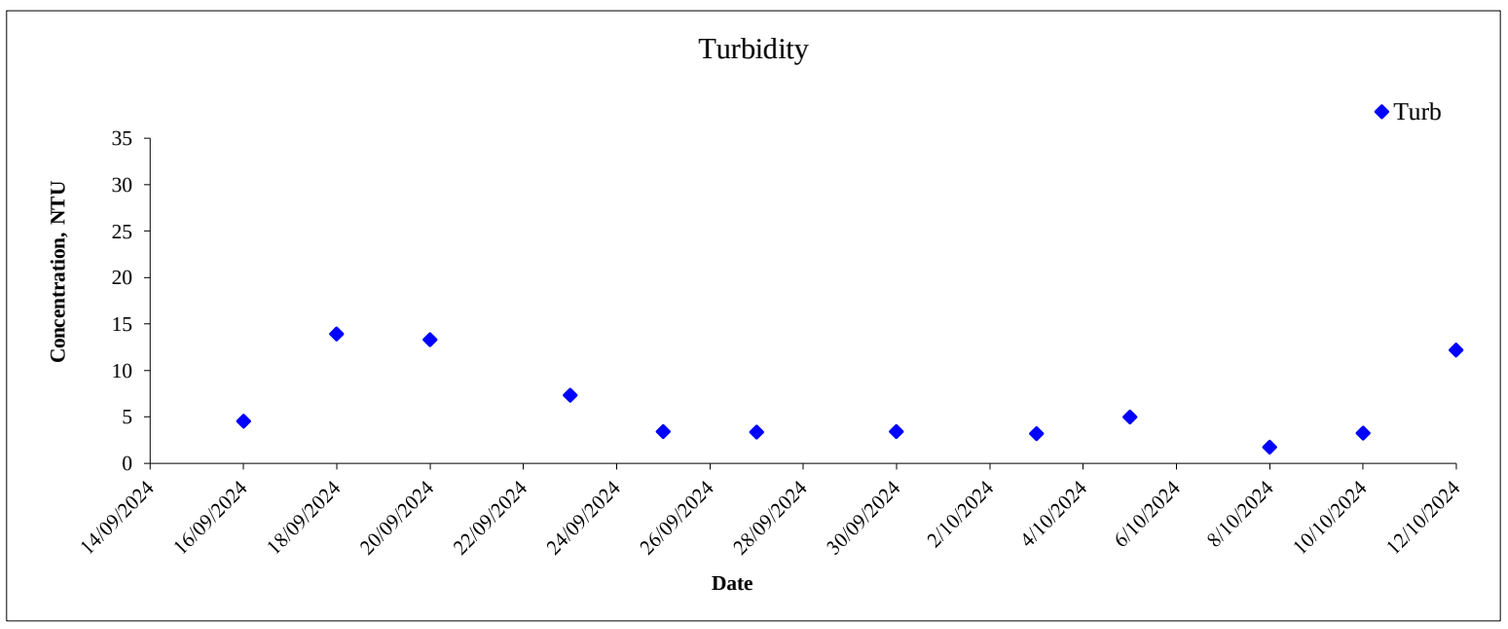

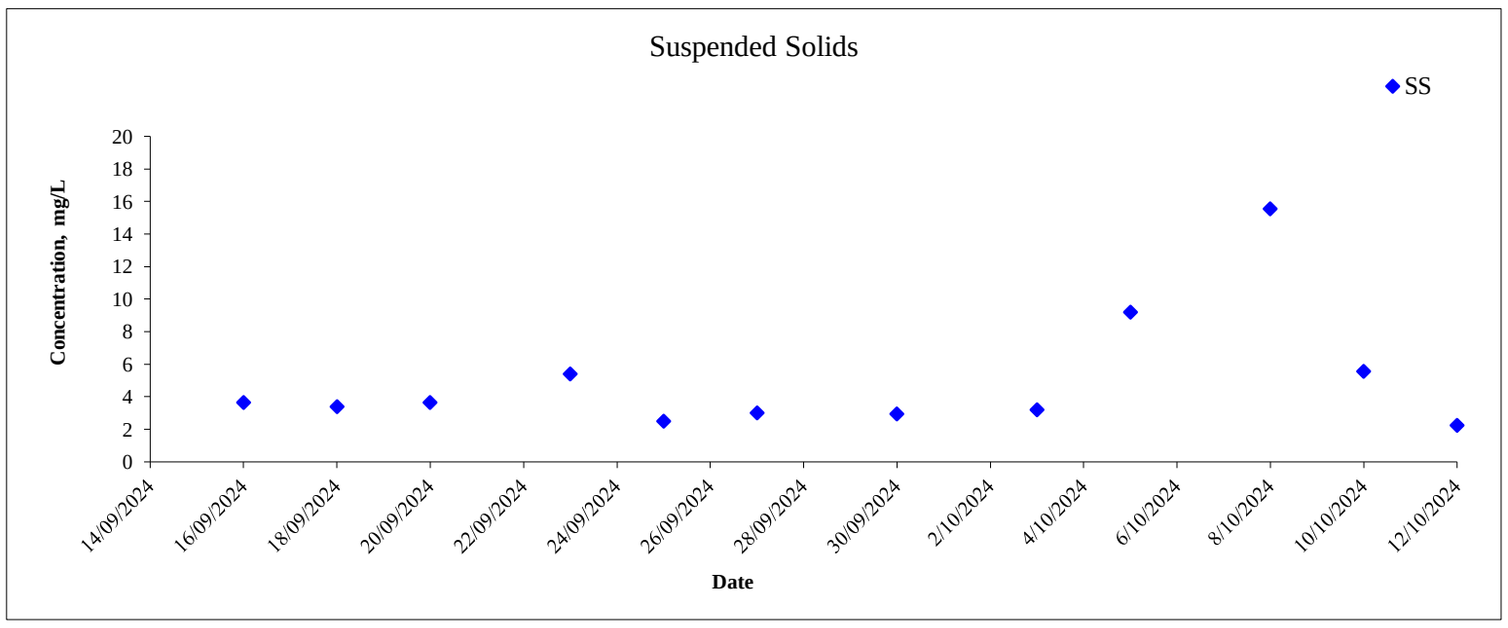

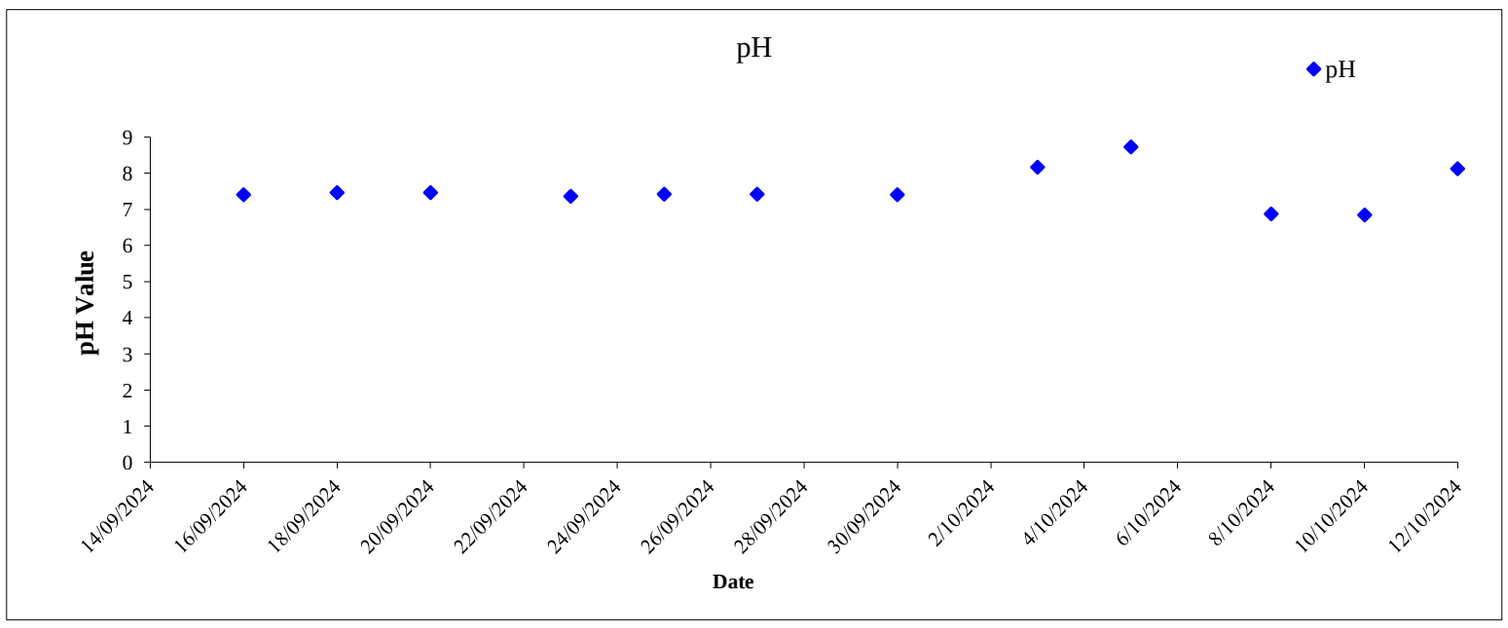

Contract No. WD/03/2023
Hung Shui Kiu/Ha Tsuen New Development Area
Second Phase Development - Environmental Team
Baseline Water Quality Monitoring Result

Monitoring Location: LUTa

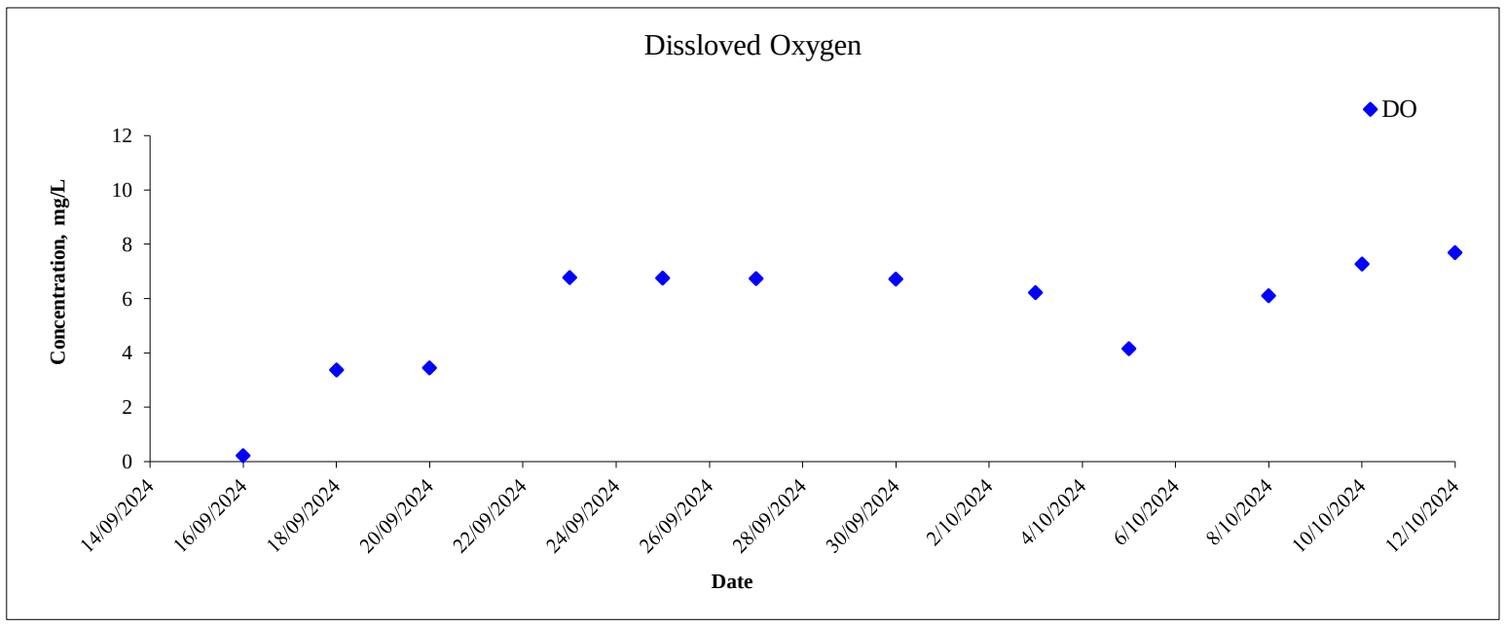

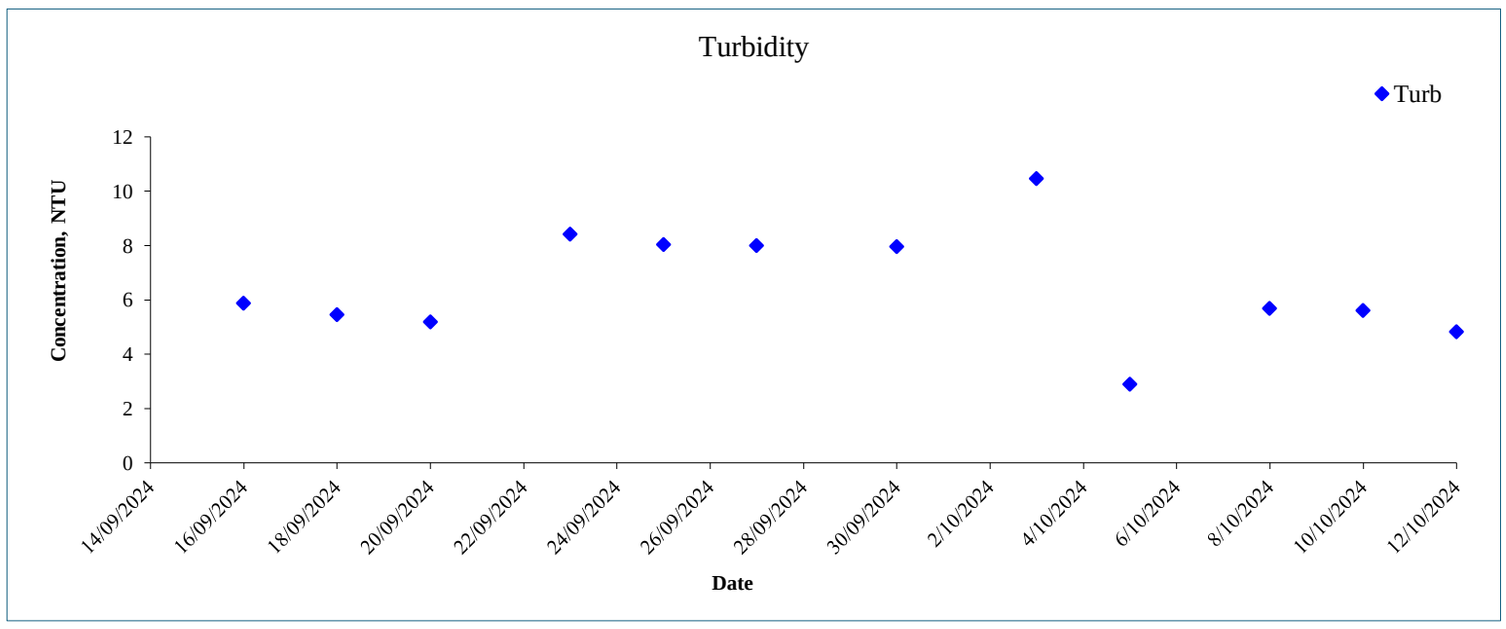

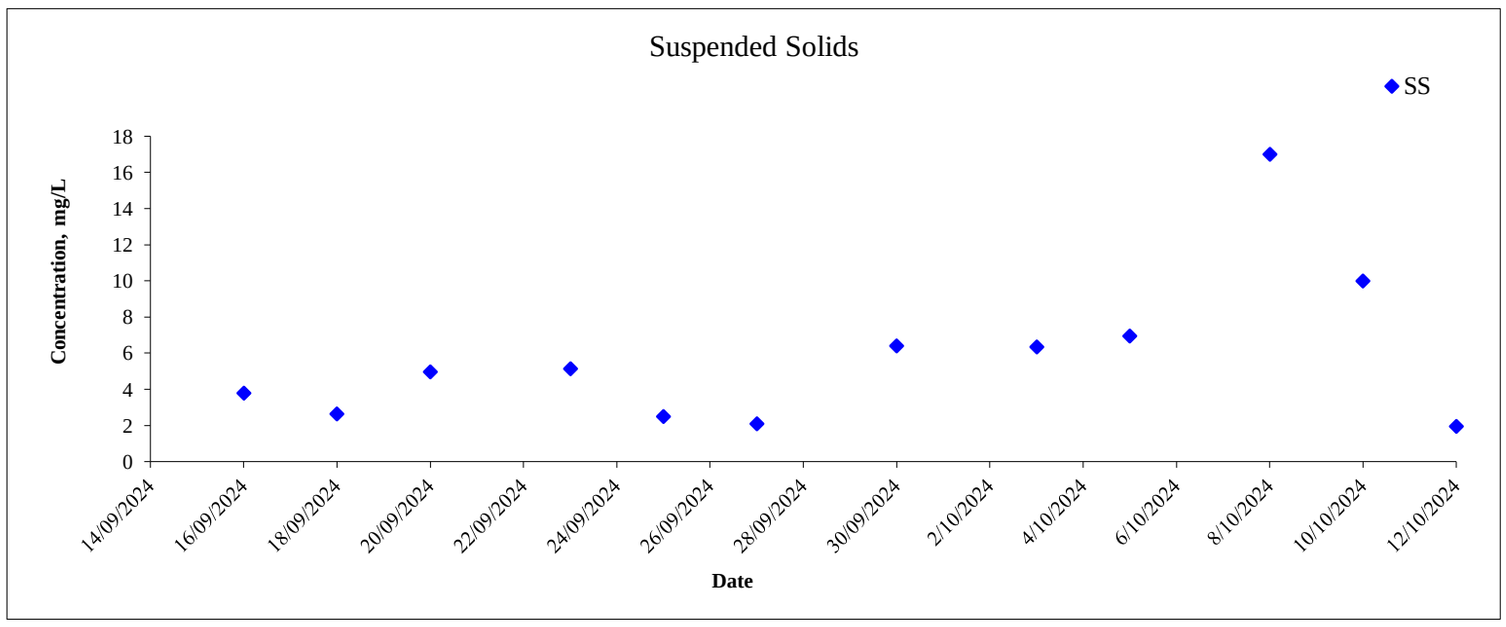

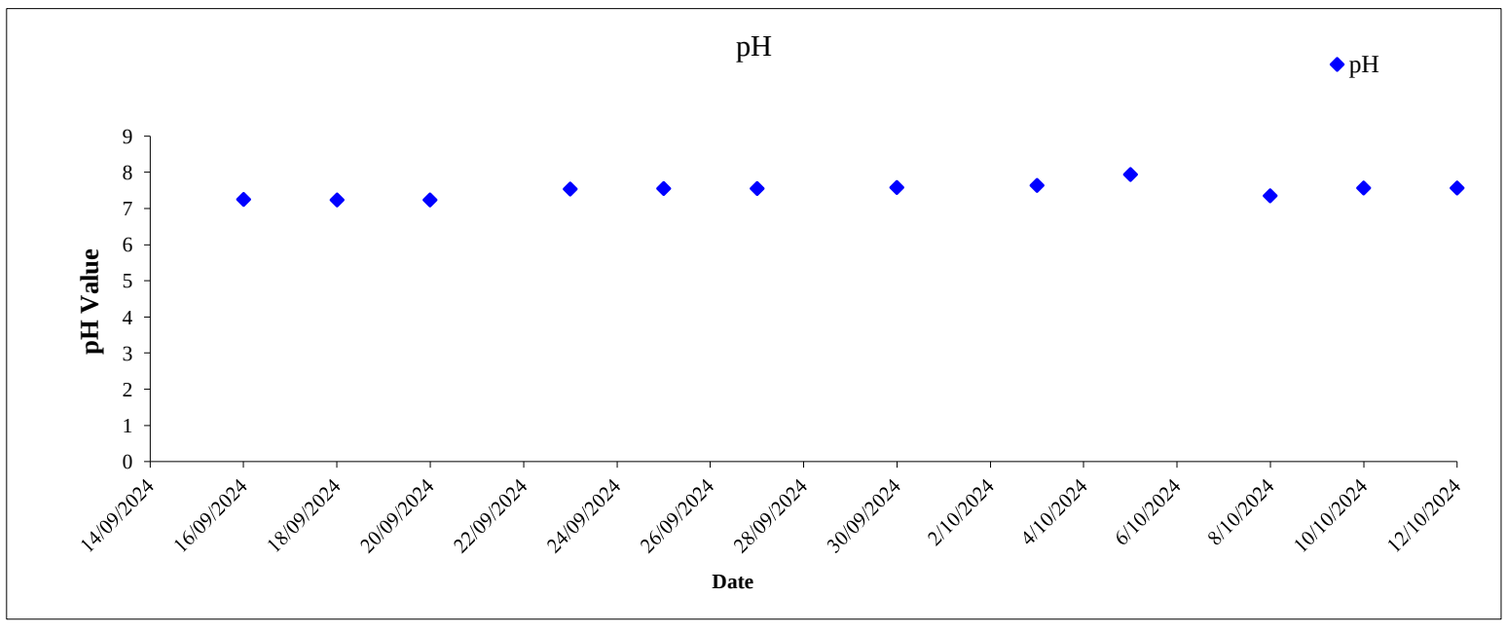

Contract No. WD/03/2023
Hung Shui Kiu/Ha Tsuen New Development Area
Second Phase Development - Environmental Team
Baseline Water Quality Monitoring Result

Monitoring Location: D2a

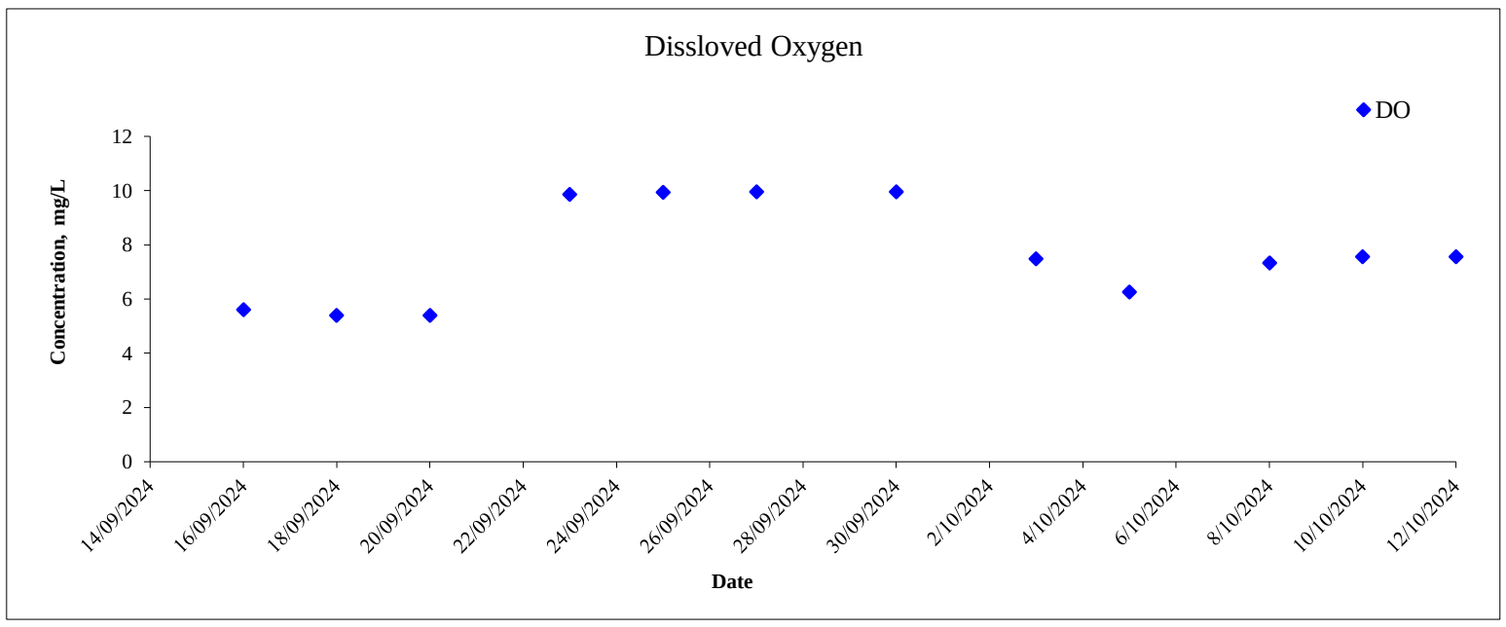

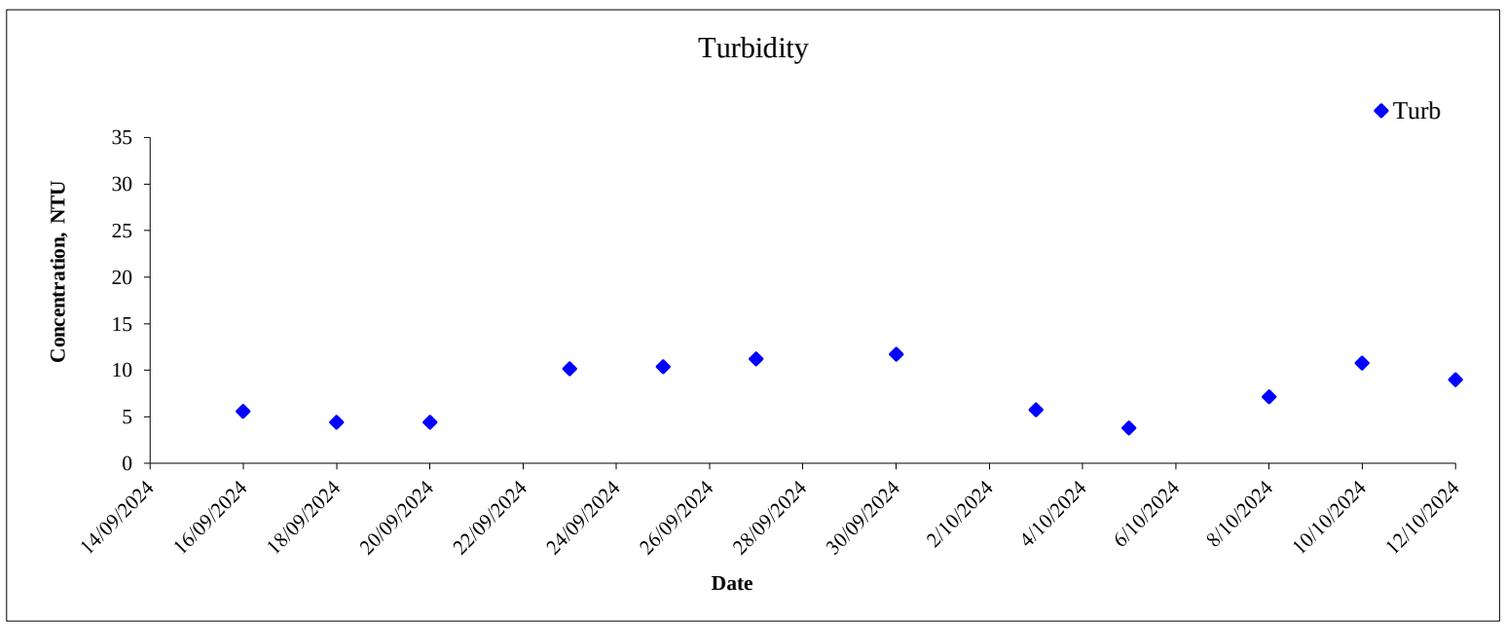

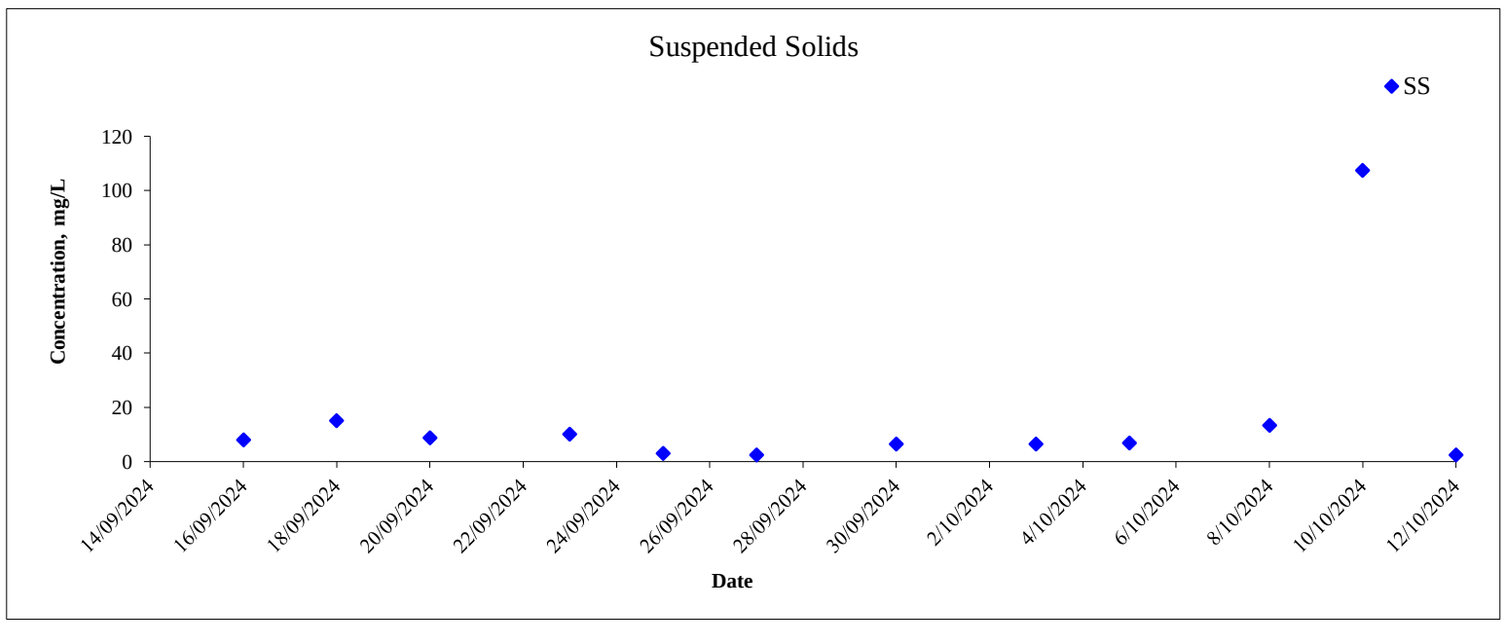

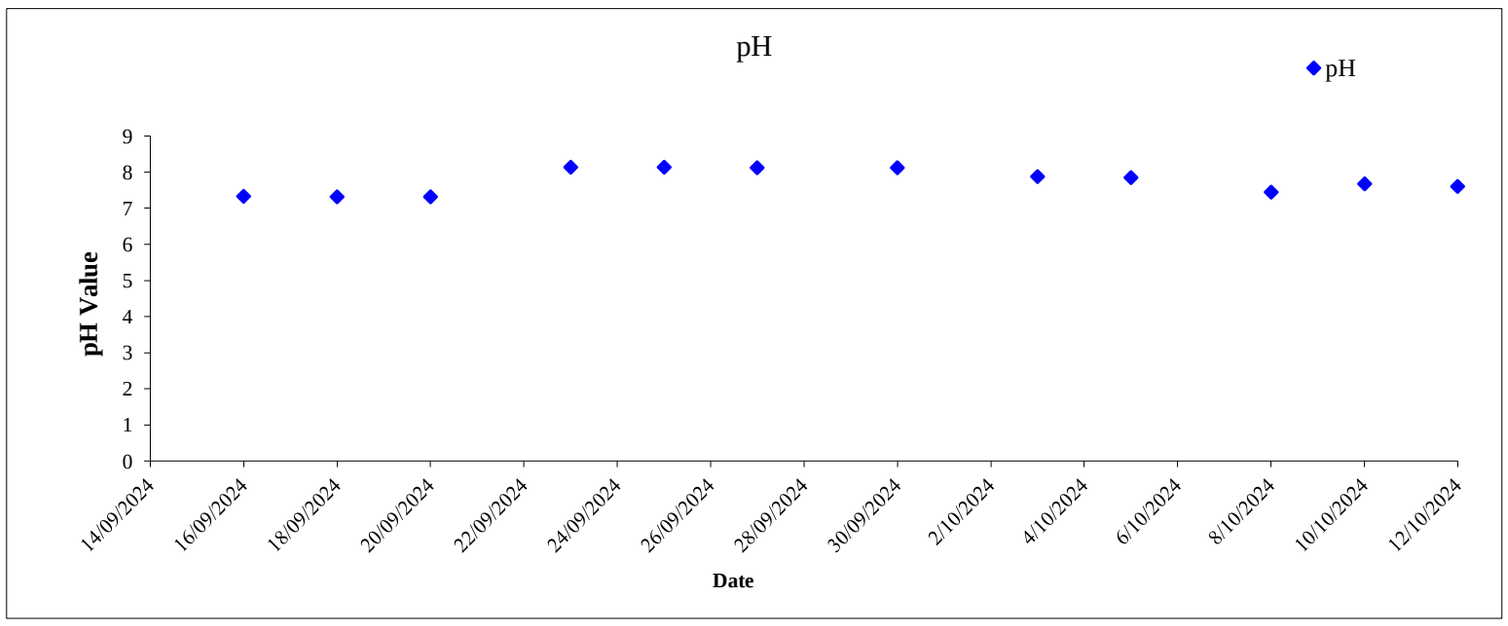

Contract No. WD/03/2023
Hung Shui Kiu/Ha Tsuen New Development Area
Second Phase Development - Environmental Team
Baseline Water Quality Monitoring Result

Monitoring Location: LFS

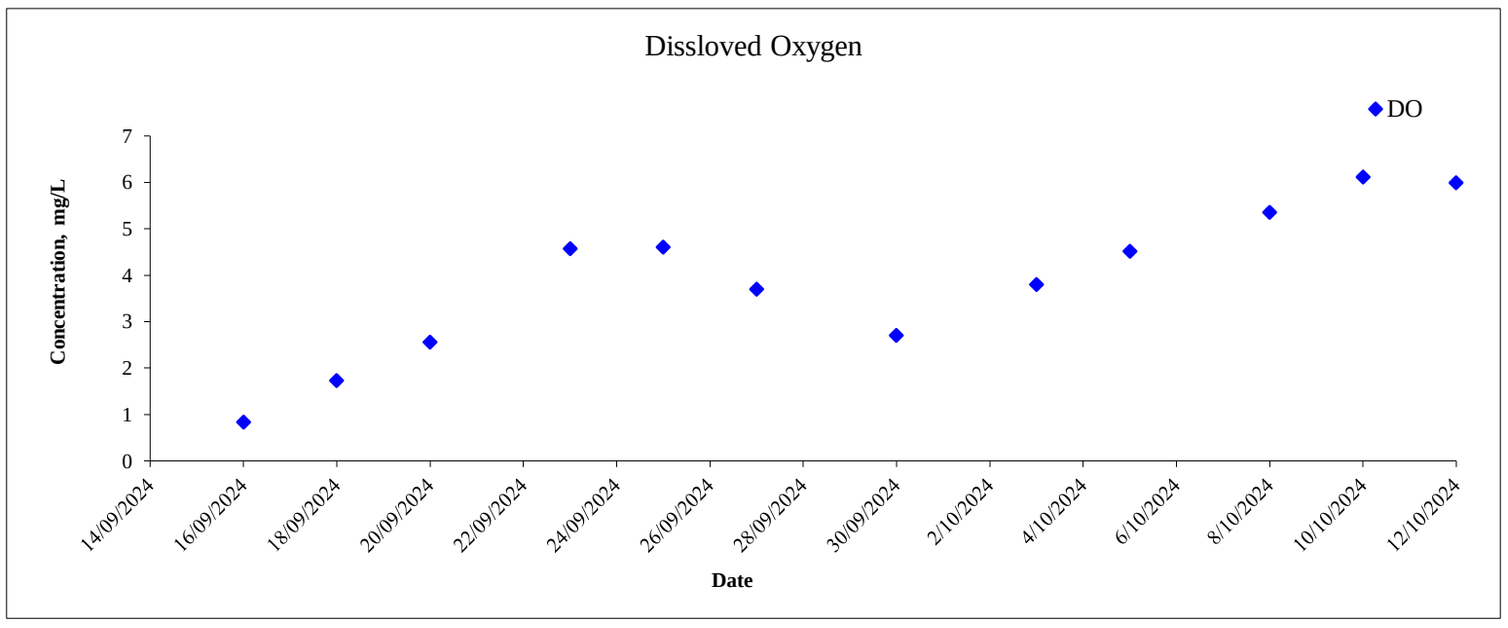

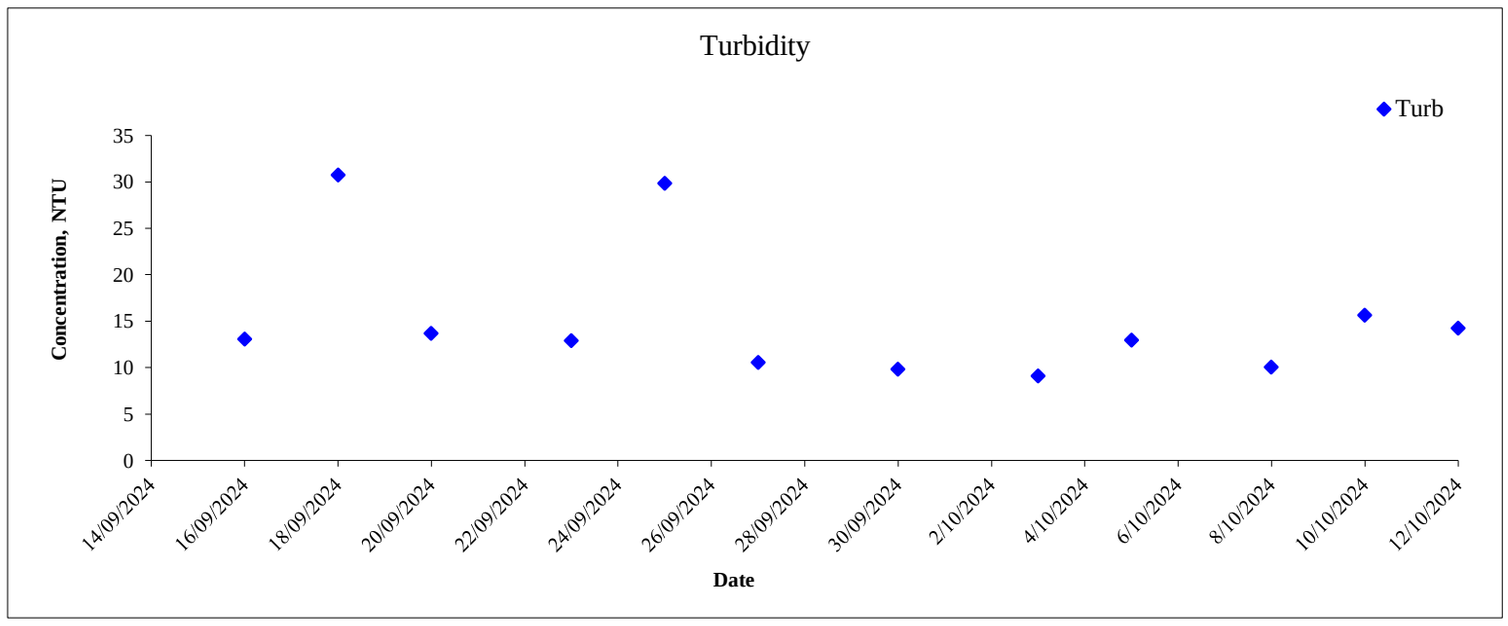

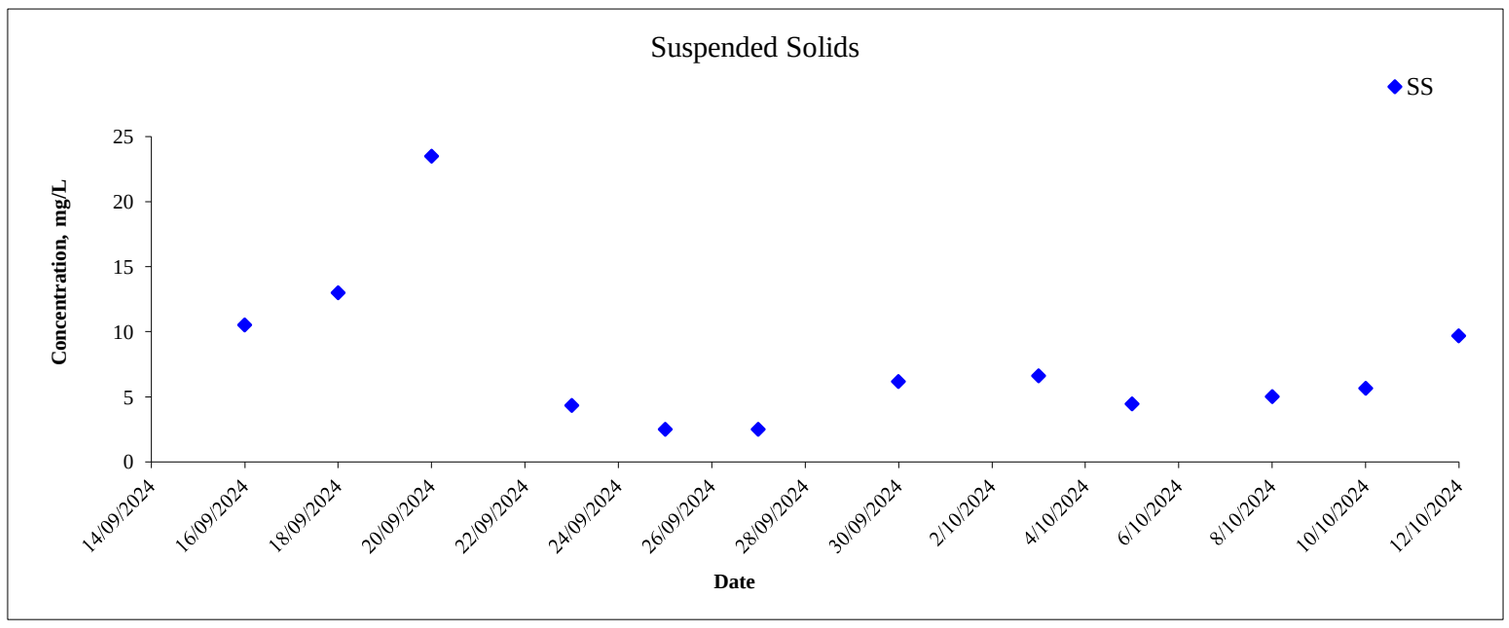

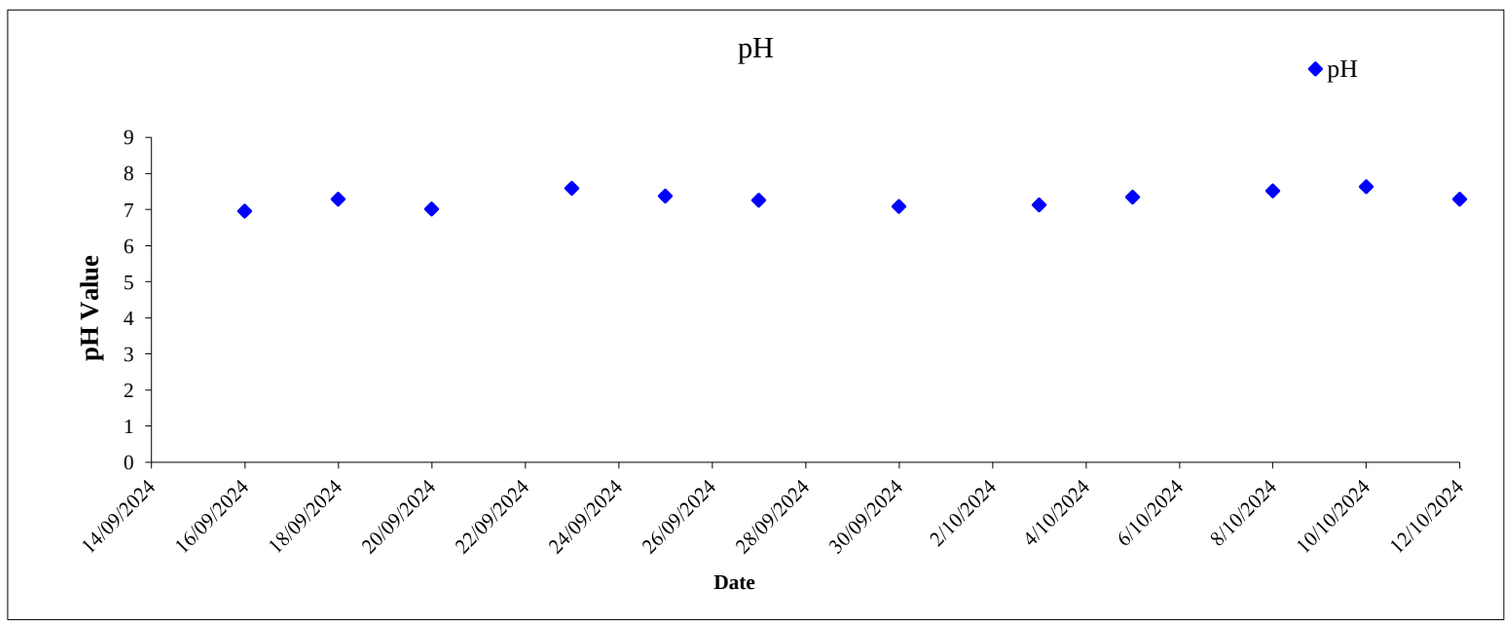

Contract No. WD/03/2023
Hung Shui Kiu/Ha Tsuen New Development Area
Second Phase Development - Environmental Team
Baseline Water Quality Monitoring Result

Monitoring Location: D1

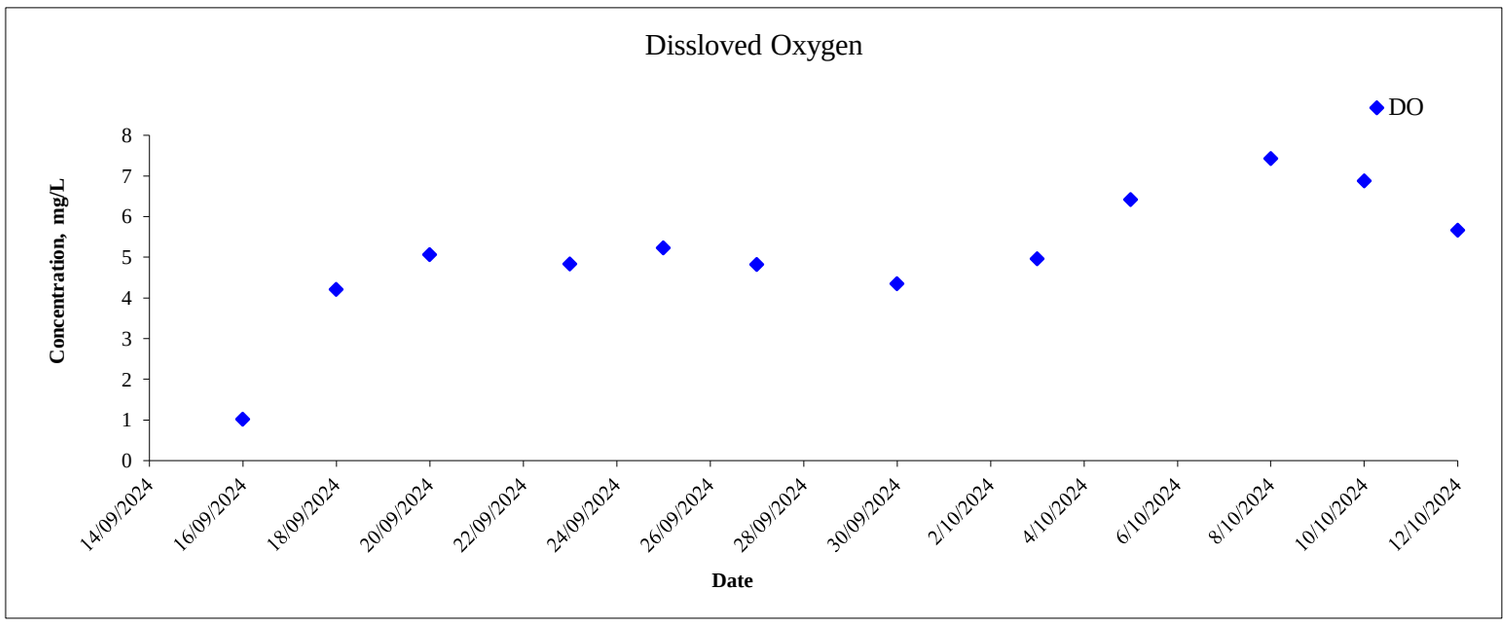

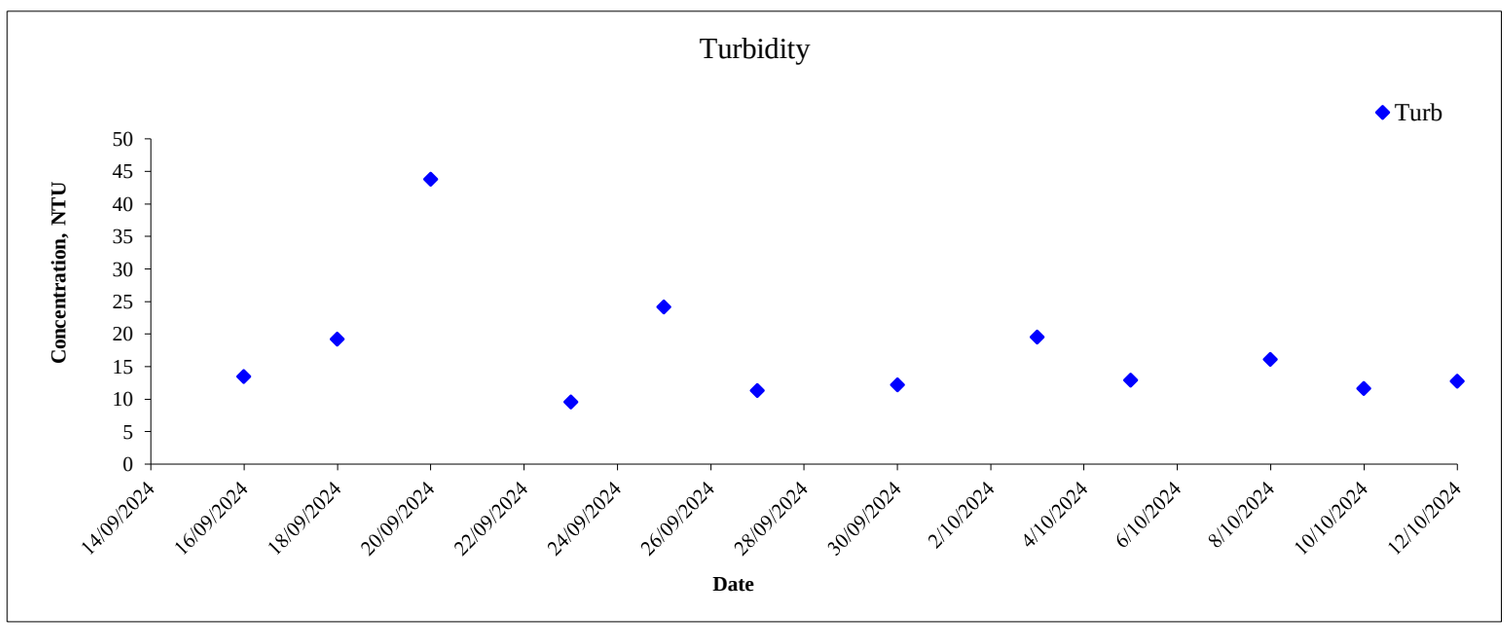

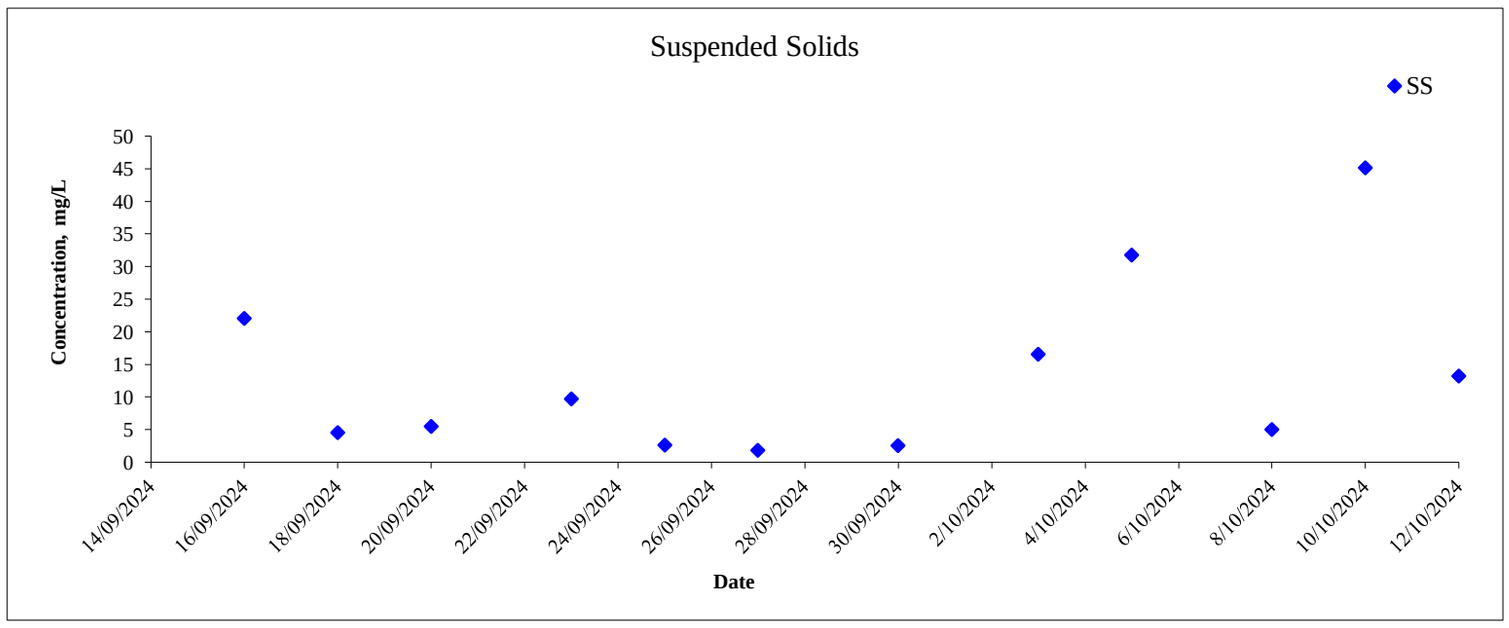

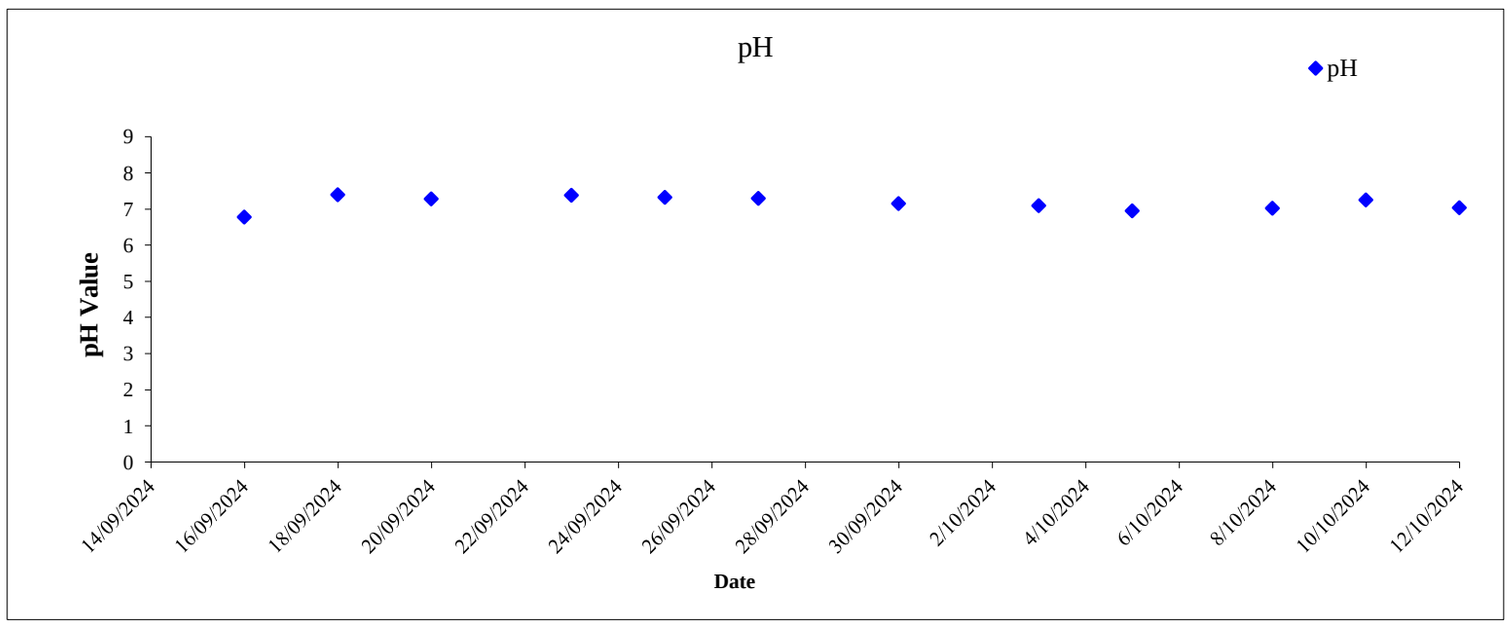

Contract No. WD/03/2023
Hung Shui Kiu/Ha Tsuen New Development Area
Second Phase Development - Environmental Team
Baseline Water Quality Monitoring Result

Monitoring Location: D3

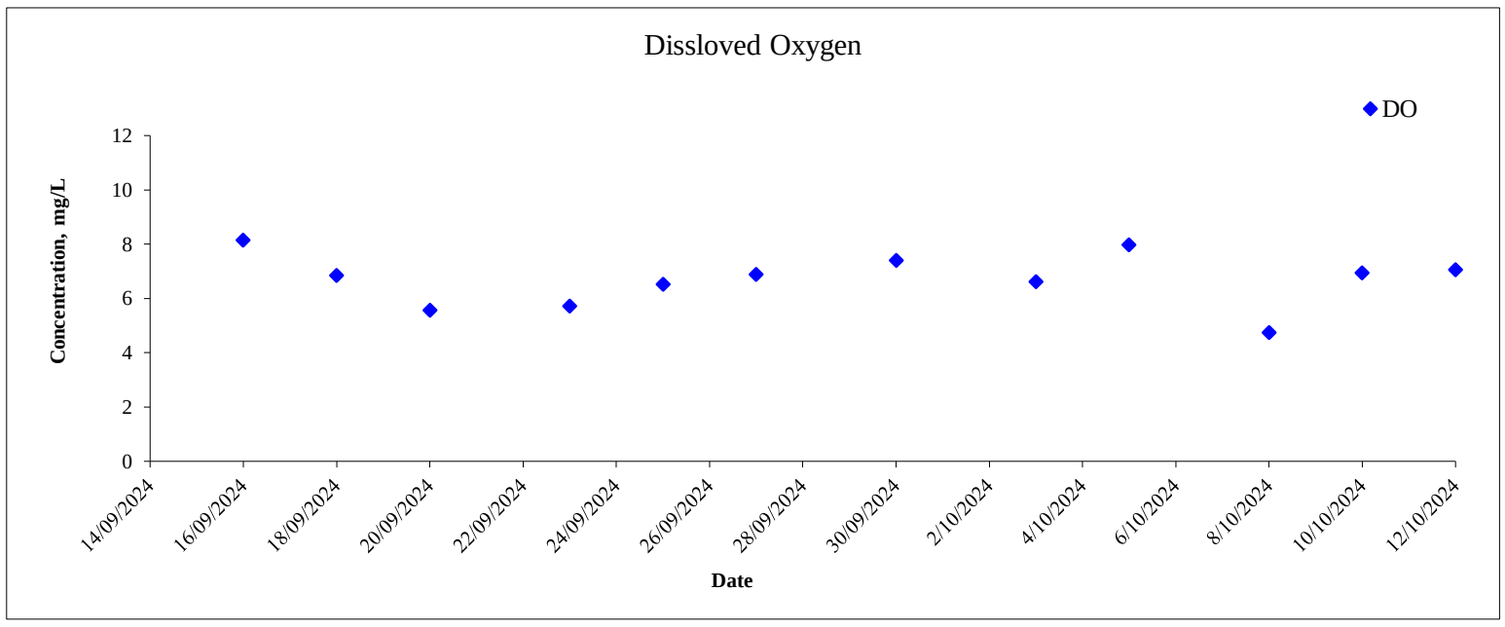

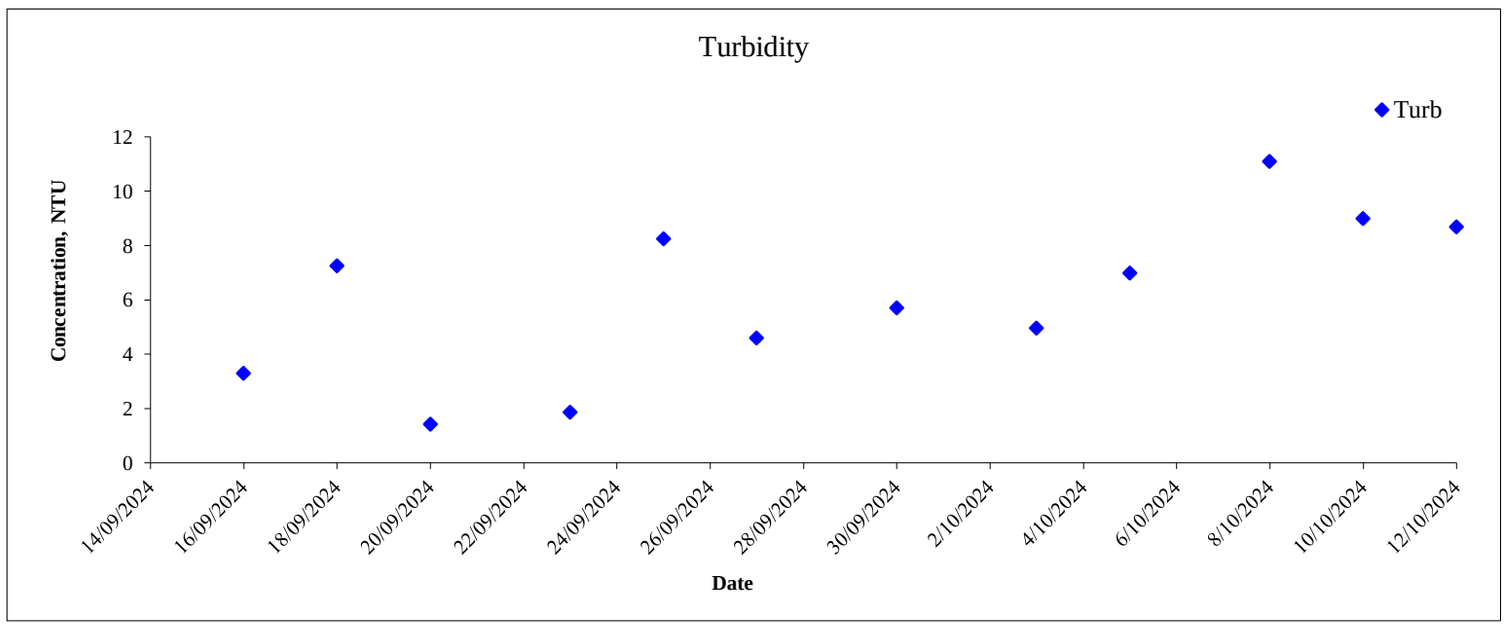

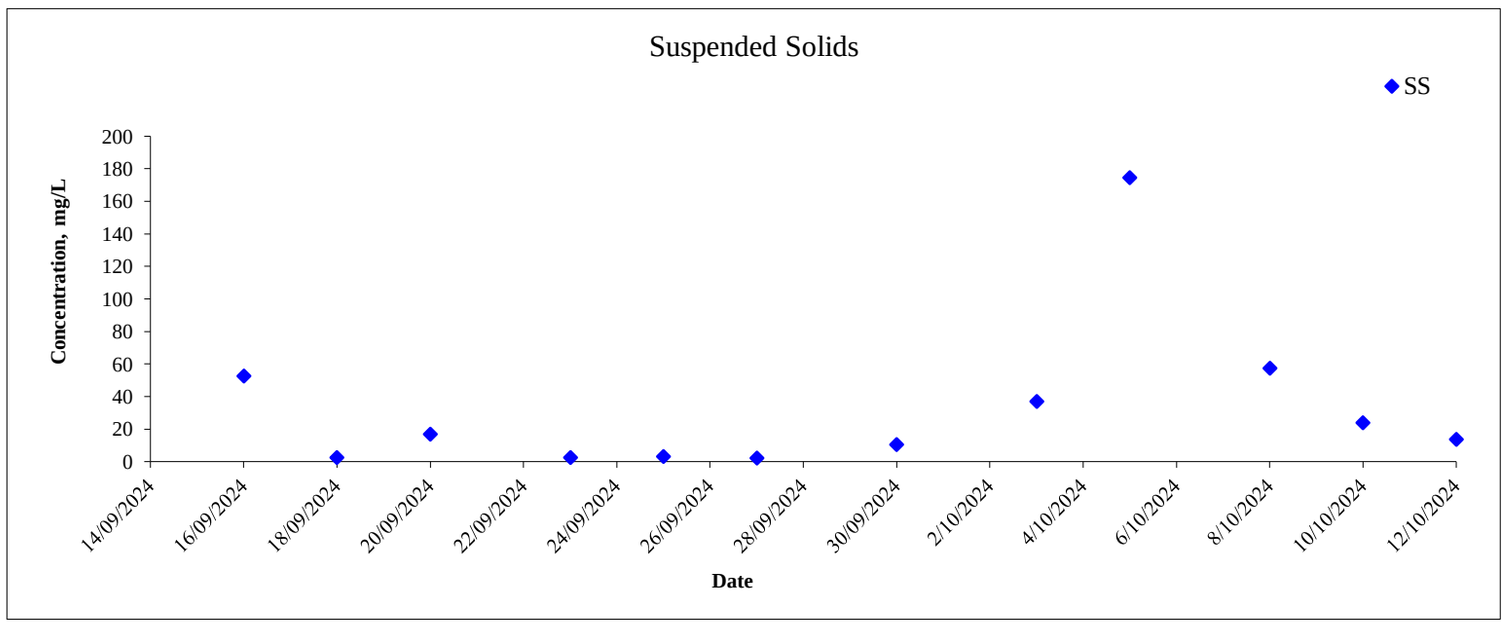

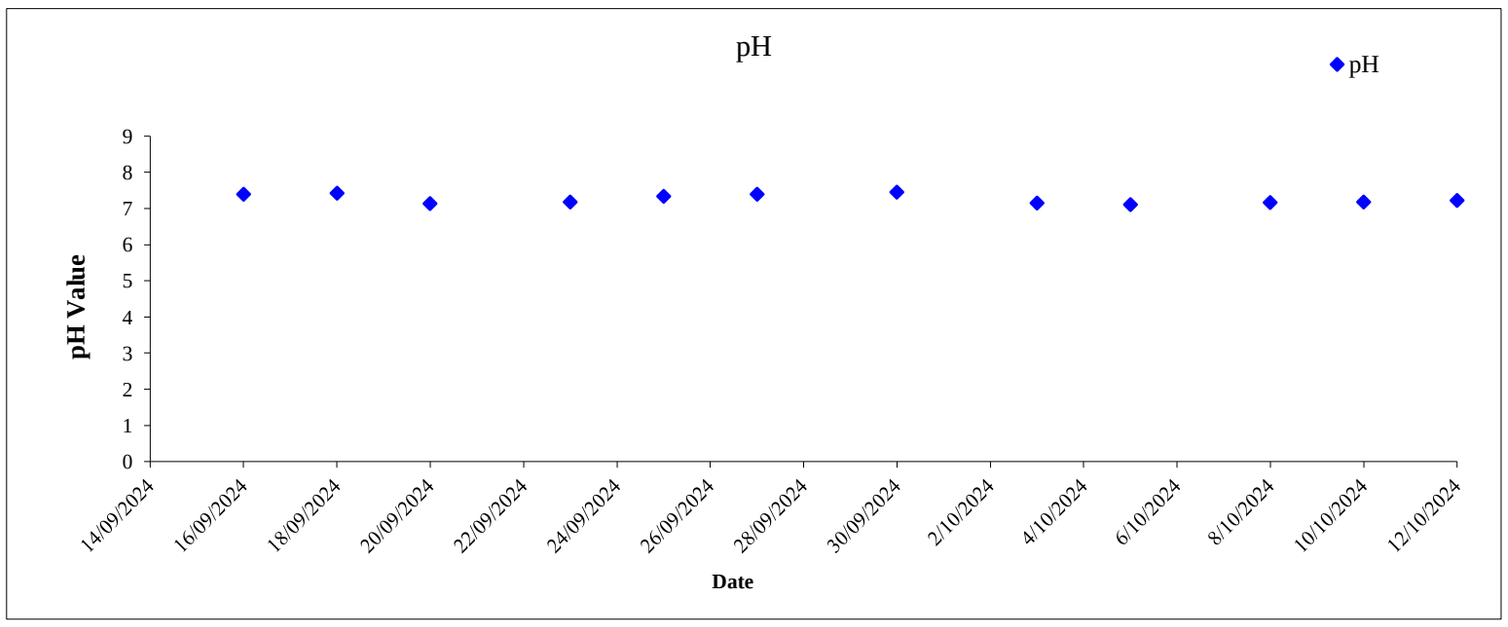

Contract No. WD/03/2023
Hung Shui Kiu/Ha Tsuen New Development Area
Second Phase Development - Environmental Team
Baseline Water Quality Monitoring Result

Monitoring Location: D4a

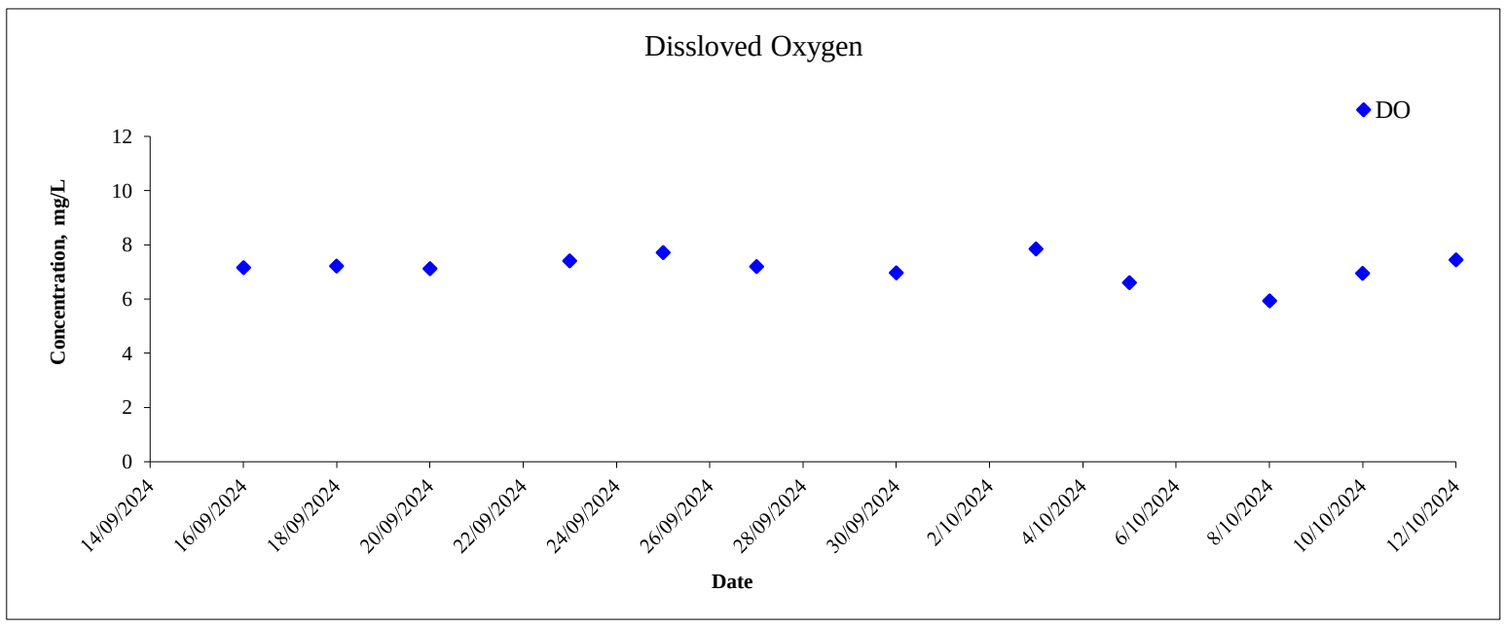

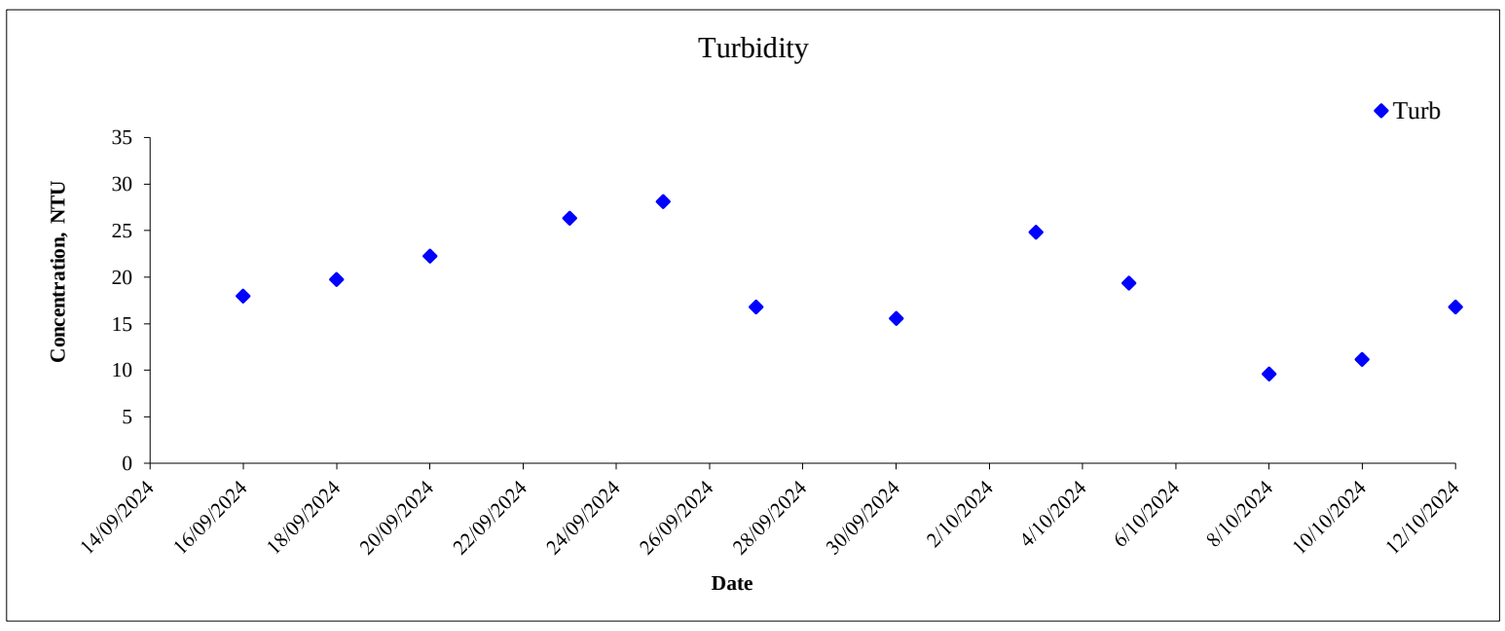

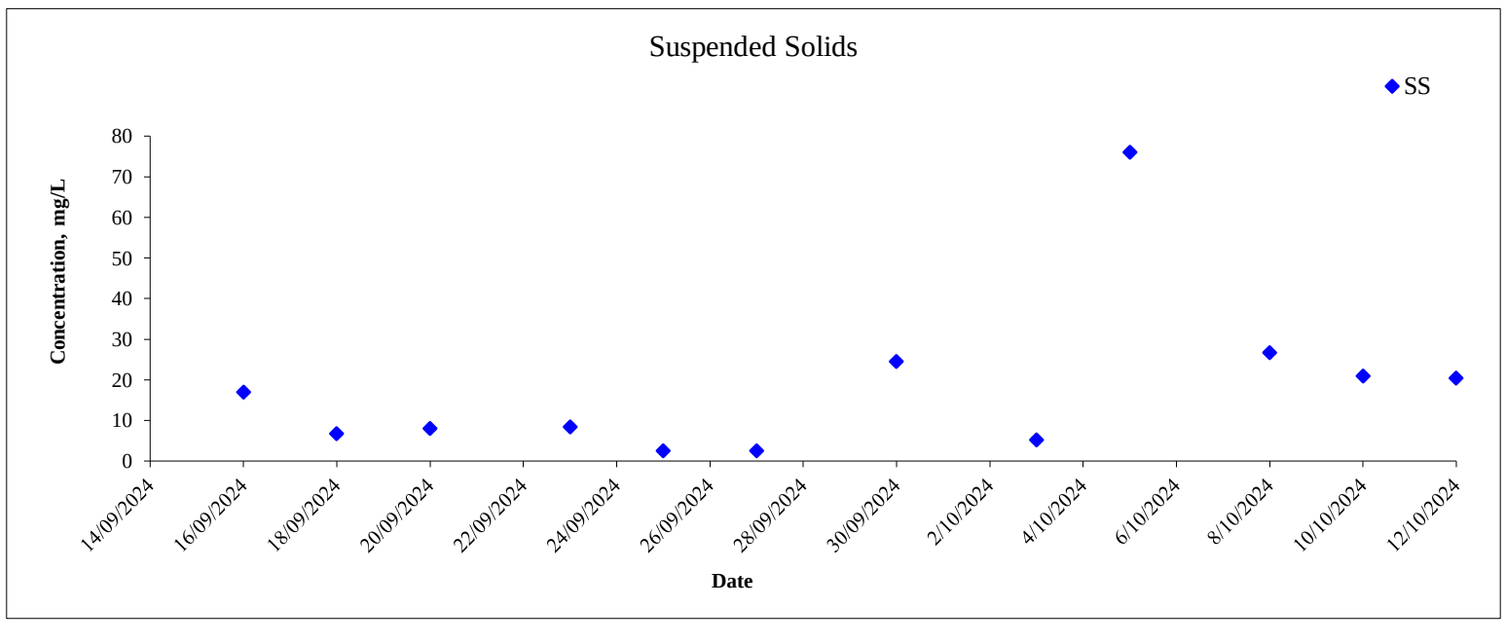

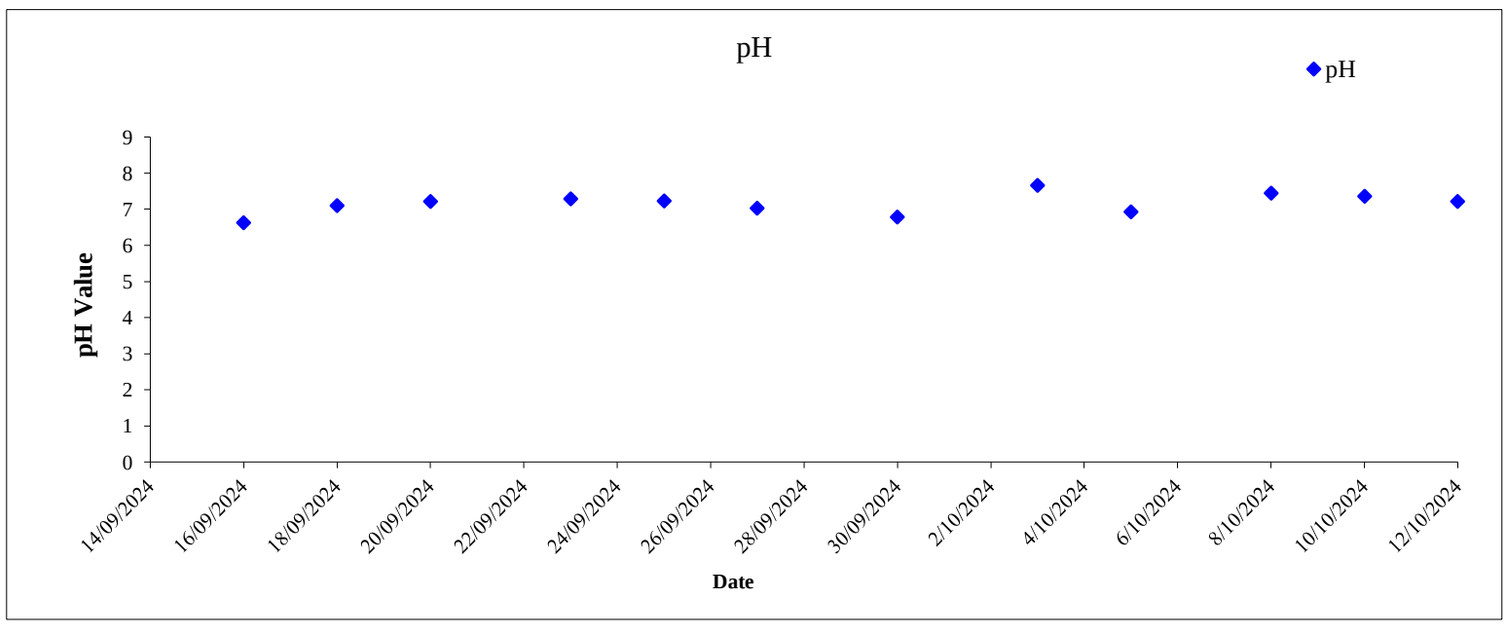

Contract No. WD/03/2023
Hung Shui Kiu/Ha Tsuen New Development Area
Second Phase Development - Environmental Team
Baseline Water Quality Monitoring Result

Monitoring Location: D5a

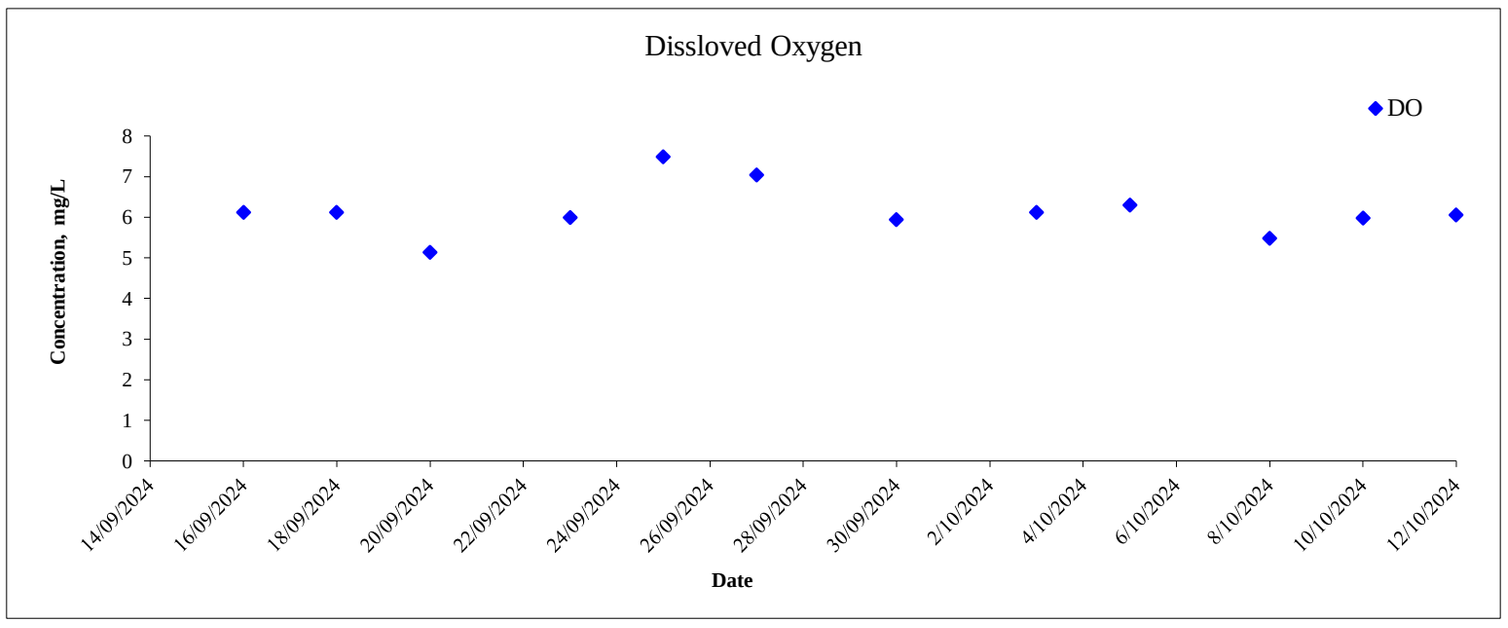

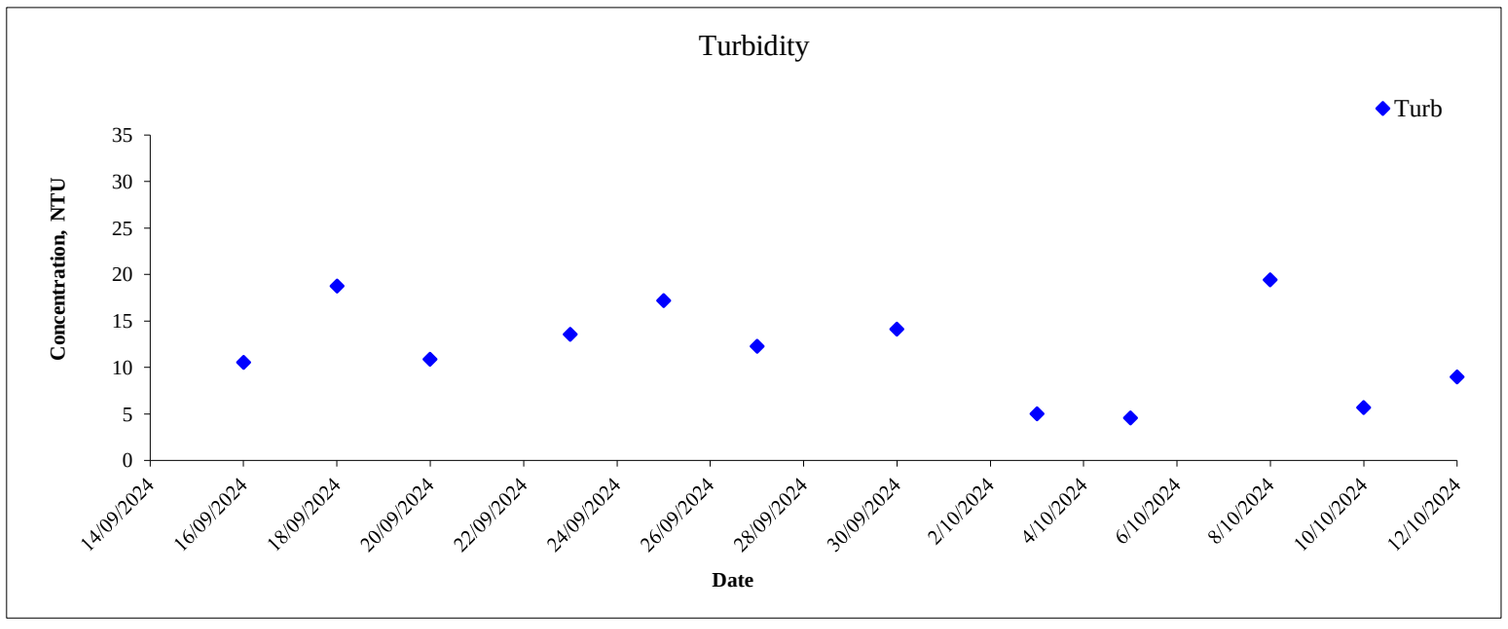

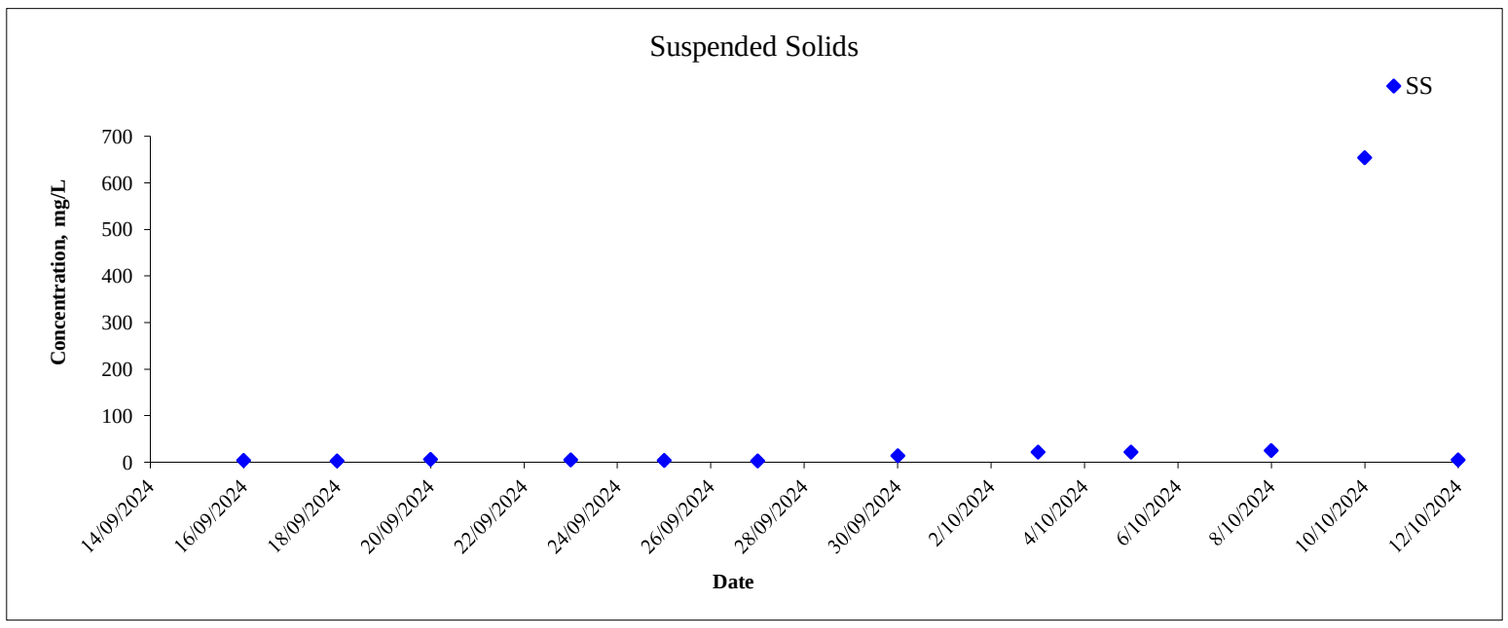

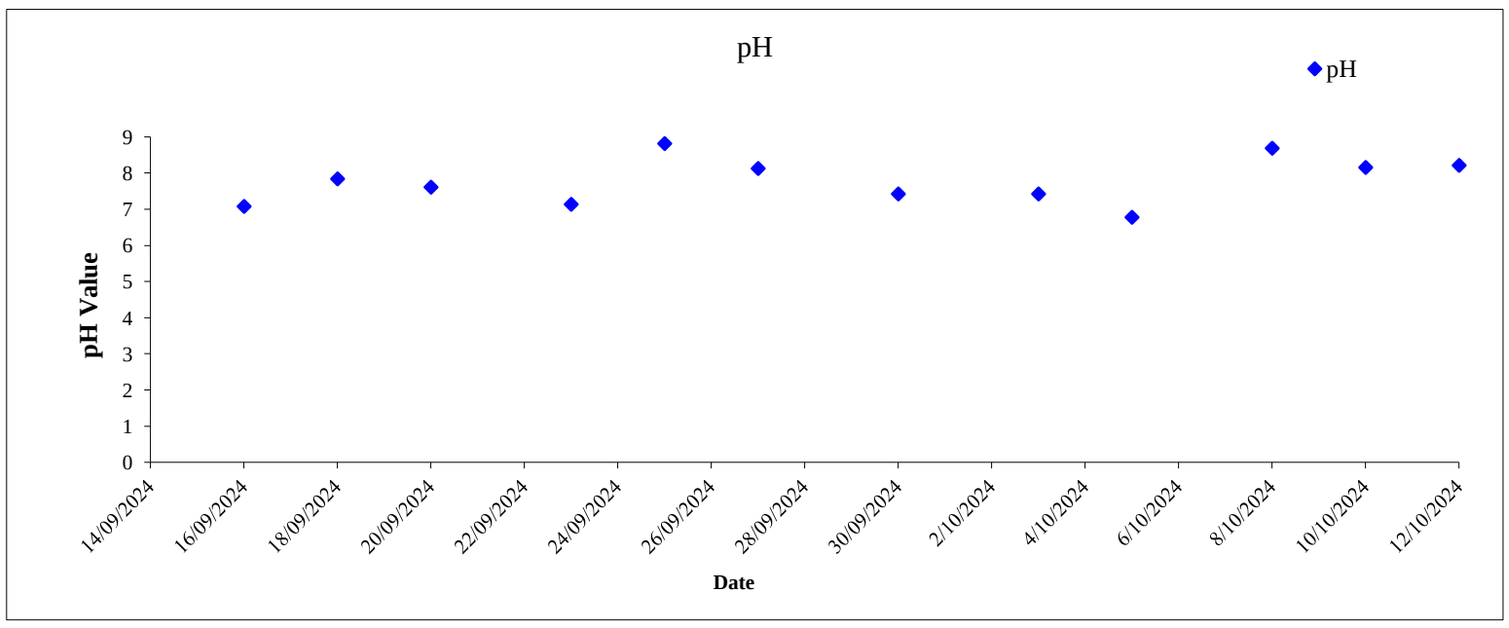

Contract No. WD/03/2023
Hung Shui Kiu/Ha Tsuen New Development Area
Second Phase Development - Environmental Team
Baseline Water Quality Monitoring Result

Monitoring Location: D6a

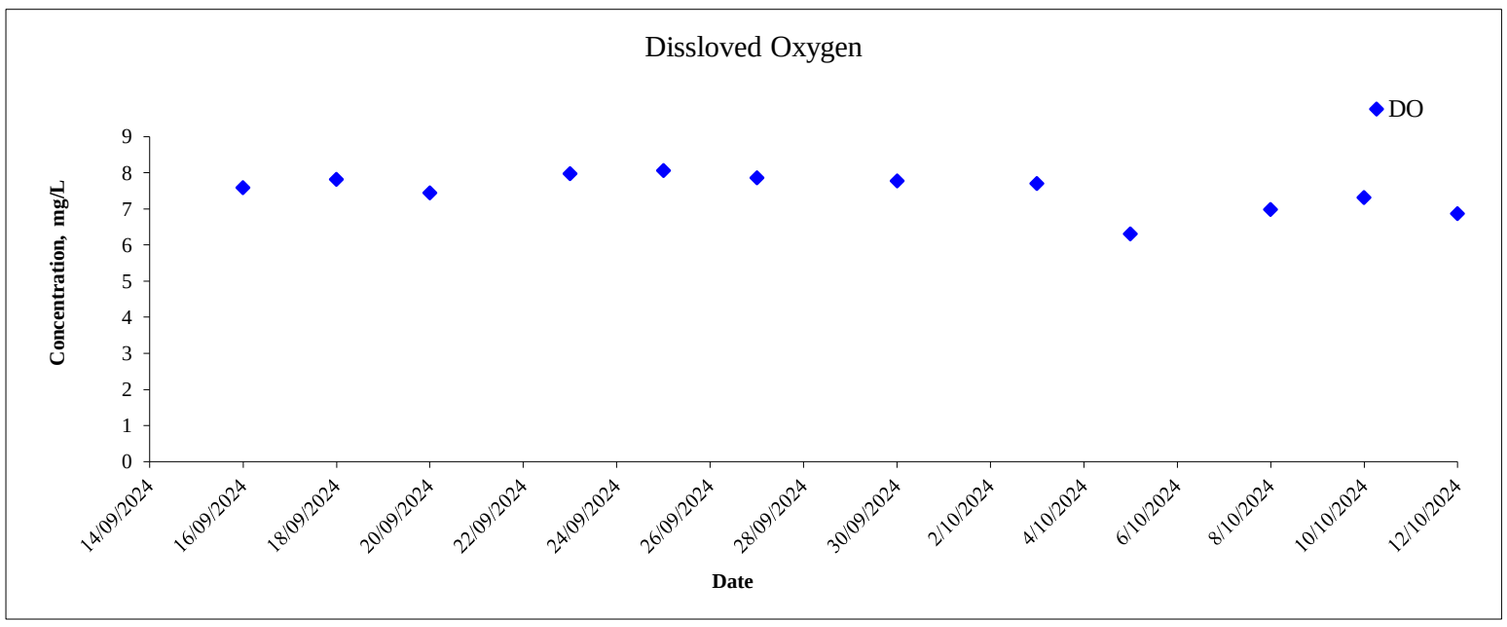

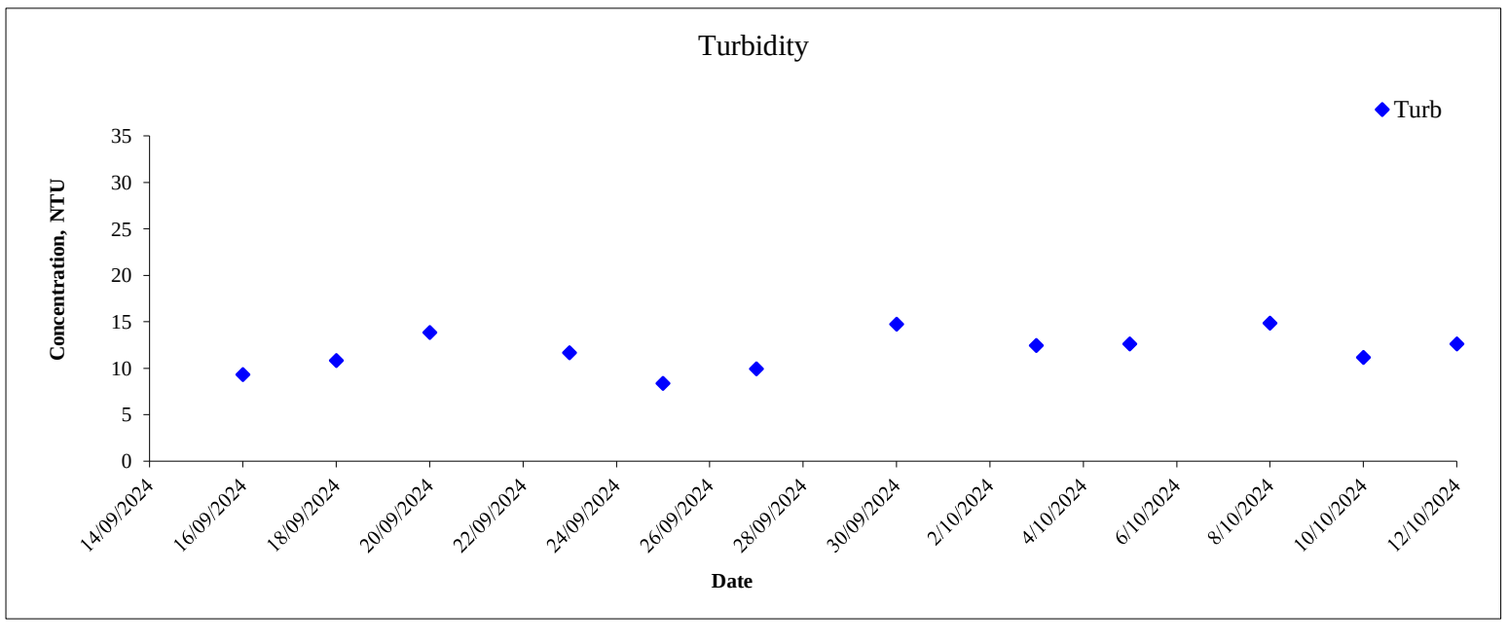

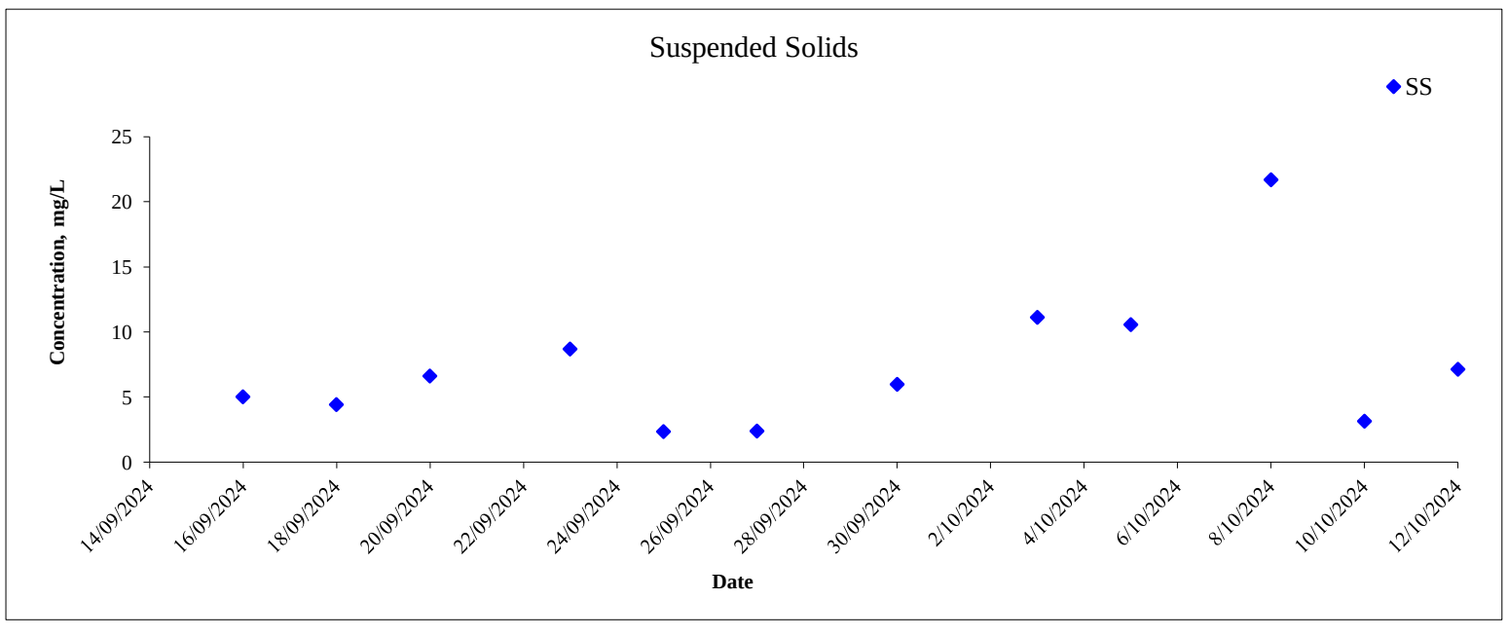

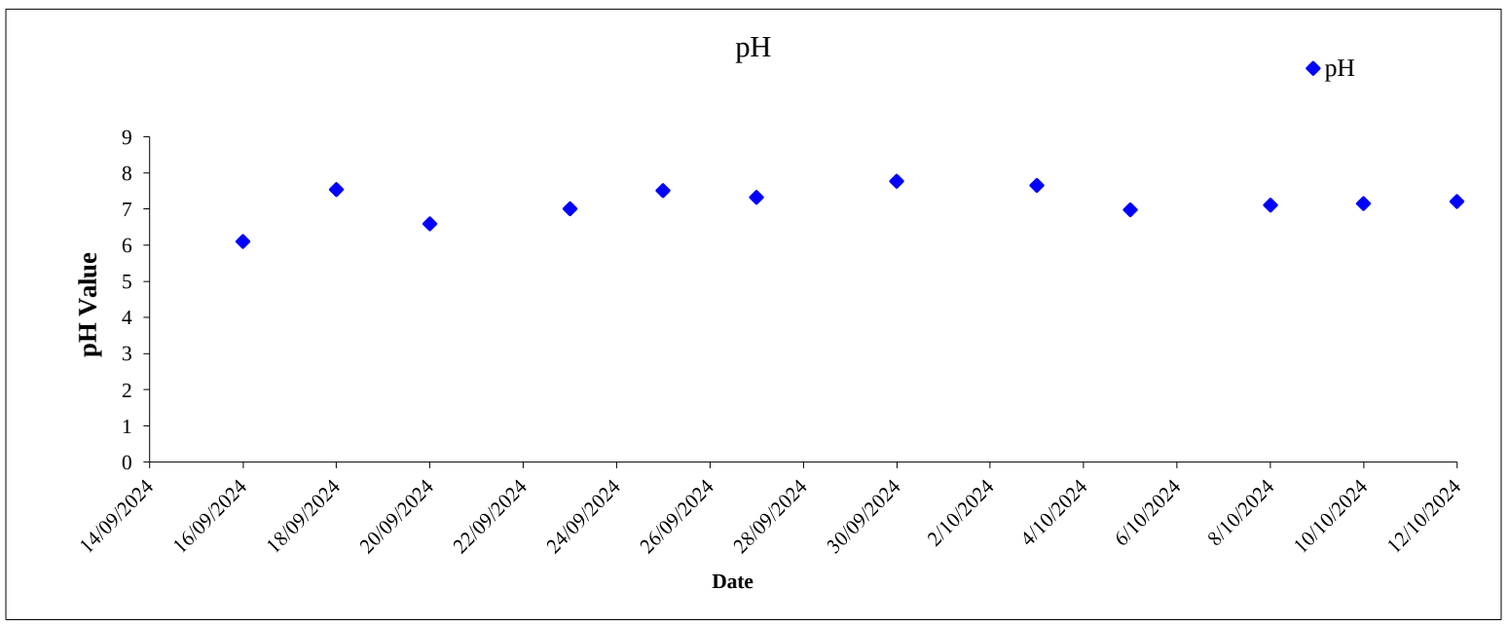

Appendix 5 Extract of Wind Data from Lau Fau Shan Automatic Weather Station

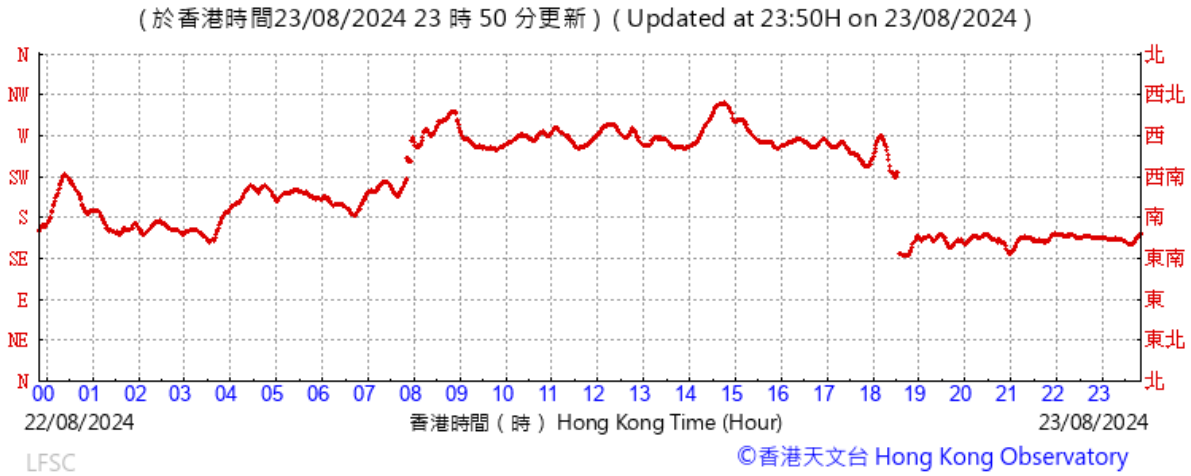
(於香港時間23/08/2024 23 時 50 分更新) (Updated at 23:50H on 23/08/2024)
N
NW
W
SW
S
SE
E
NE
N
北
西北
西
西南
南
東南
東
東北
北
00 01 02 03 04 05 06 07 08 09 10 11 12 13 14 15 16 17 18 19 20 21 22 23
22/08/2024
香港時間 (時) Hong Kong Time (Hour)
23/08/2024
LFSC
©香港天文台 Hong Kong Observatory

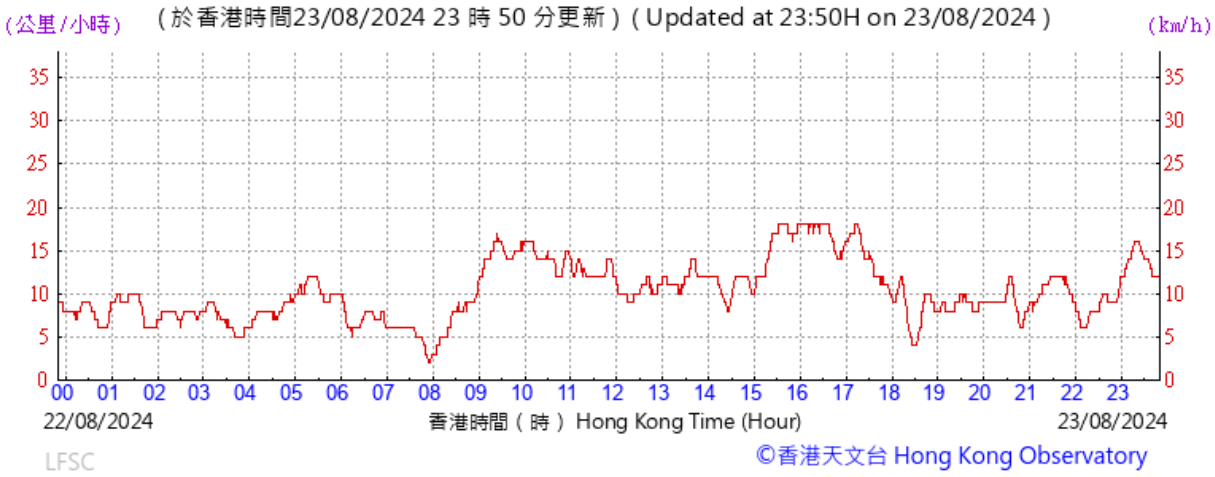
(公里/小時)
(於香港時間23/08/2024 23 時 50 分更新) (Updated at 23:50H on 23/08/2024)
(km/h)
35
30
25
20
15
10
5
0
00 01 02 03 04 05 06 07 08 09 10 11 12 13 14 15 16 17 18 19 20 21 22 23
22/08/2024
香港時間 (時) Hong Kong Time (Hour)
23/08/2024
LFSC
©香港天文台 Hong Kong Observatory

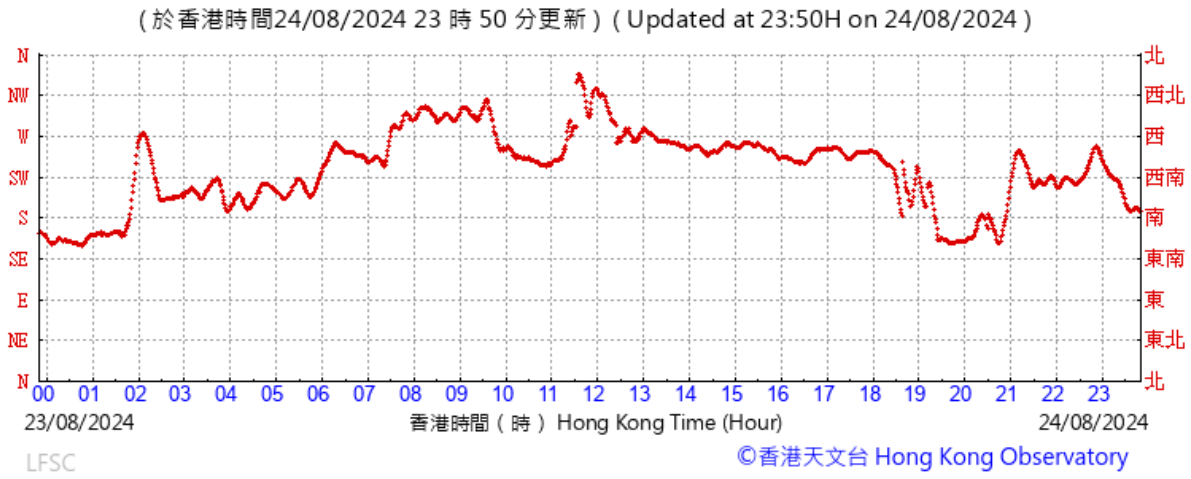
(於香港時間24/08/2024 23 時 50 分更新) (Updated at 23:50H on 24/08/2024)
N
NW
W
SW
S
SE
E
NE
N
北
西北
西
西南
南
東南
東
東北
北
00 01 02 03 04 05 06 07 08 09 10 11 12 13 14 15 16 17 18 19 20 21 22 23
23/08/2024
香港時間 (時) Hong Kong Time (Hour)
24/08/2024
LFSC
©香港天文台 Hong Kong Observatory

(公里/小時)
(於香港時間24/08/2024 23 時 50 分更新) (Updated at 23:50H on 24/08/2024)
(km/h)
40
35
30
25
20
15
10
5
0
00 01 02 03 04 05 06 07 08 09 10 11 12 13 14 15 16 17 18 19 20 21 22 23
23/08/2024
香港時間 (時) Hong Kong Time (Hour)
24/08/2024
LFSC
©香港天文台 Hong Kong Observatory

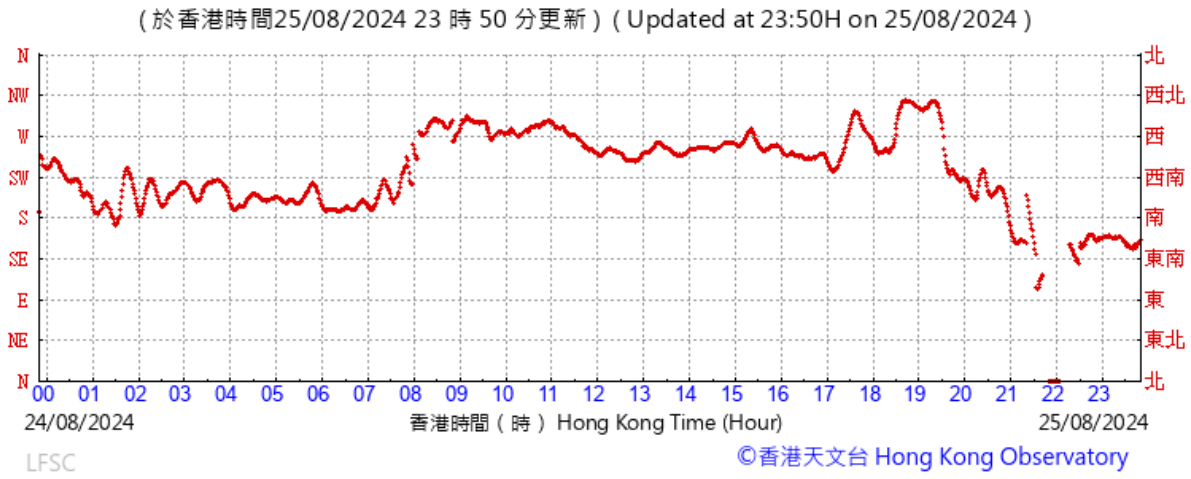
（於香港時間25/08/2024 23 時 50 分更新）（Updated at 23:50H on 25/08/2024）
N
NW
W
SW
S
SE
E
NE
N
北
西北
西
西南
南
東南
東
東北
北
00 01 02 03 04 05 06 07 08 09 10 11 12 13 14 15 16 17 18 19 20 21 22 23
24/08/2024
香港時間（時）Hong Kong Time (Hour)
25/08/2024
LFSC
©香港天文台 Hong Kong Observatory

（公里/小時）
（於香港時間25/08/2024 23 時 50 分更新）（Updated at 23:50H on 25/08/2024）
（km/h）
40
35
30
25
20
15
10
5
0
00 01 02 03 04 05 06 07 08 09 10 11 12 13 14 15 16 17 18 19 20 21 22 23
24/08/2024
香港時間（時）Hong Kong Time (Hour)
25/08/2024
LFSC
©香港天文台 Hong Kong Observatory

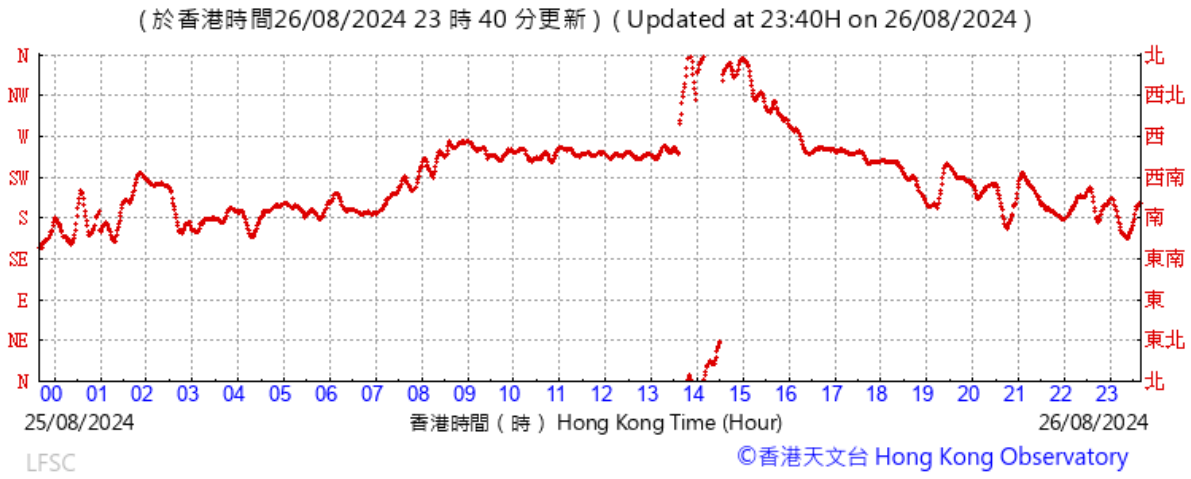
（於香港時間26/08/2024 23 時 40 分更新）（Updated at 23:40H on 26/08/2024）
N
NW
W
SW
S
SE
E
NE
N
北
西北
西
西南
南
東南
東
東北
北
00 01 02 03 04 05 06 07 08 09 10 11 12 13 14 15 16 17 18 19 20 21 22 23
25/08/2024
香港時間（時）Hong Kong Time (Hour)
26/08/2024
LFSC
©香港天文台 Hong Kong Observatory

（公里/小時）
（於香港時間26/08/2024 23 時 40 分更新）（Updated at 23:40H on 26/08/2024）
(km/h)
45
40
35
30
25
20
15
10
5
0
00 01 02 03 04 05 06 07 08 09 10 11 12 13 14 15 16 17 18 19 20 21 22 23
25/08/2024
香港時間（時）Hong Kong Time (Hour)
26/08/2024
LFSC
©香港天文台 Hong Kong Observatory

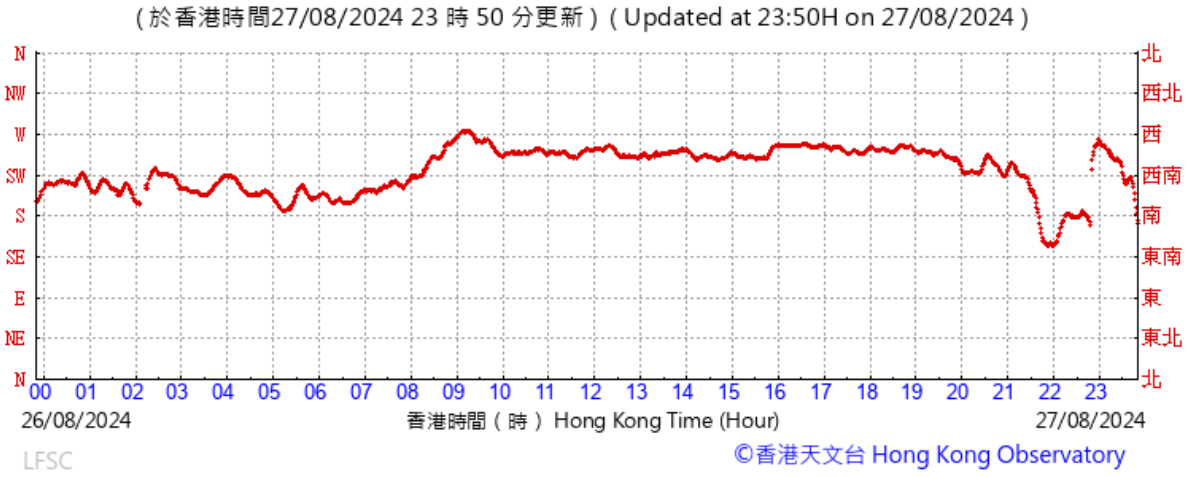
(於香港時間27/08/2024 23 時 50 分更新) (Updated at 23:50H on 27/08/2024)
N
NW
W
SW
S
SE
E
NE
N
北
西北
西
西南
南
東南
東
東北
北
00 01 02 03 04 05 06 07 08 09 10 11 12 13 14 15 16 17 18 19 20 21 22 23
26/08/2024
香港時間 (時) Hong Kong Time (Hour)
27/08/2024
LFSC
©香港天文台 Hong Kong Observatory

(公里/小時)
(於香港時間27/08/2024 23 時 50 分更新) (Updated at 23:50H on 27/08/2024)
(km/h)
35
30
25
20
15
10
5
0
00 01 02 03 04 05 06 07 08 09 10 11 12 13 14 15 16 17 18 19 20 21 22 23
26/08/2024
香港時間 (時) Hong Kong Time (Hour)
27/08/2024
LFSC
©香港天文台 Hong Kong Observatory

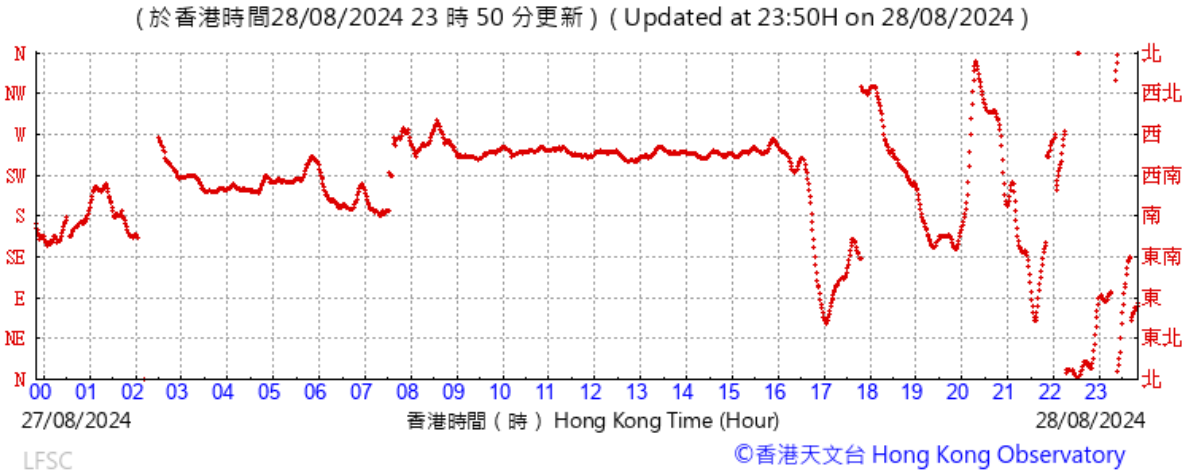
(於香港時間28/08/2024 23 時 50 分更新) (Updated at 23:50H on 28/08/2024)
N
NW
W
SW
S
SE
E
NE
N
北
西北
西
西南
南
東南
東
東北
北
00 01 02 03 04 05 06 07 08 09 10 11 12 13 14 15 16 17 18 19 20 21 22 23
27/08/2024
香港時間 (時) Hong Kong Time (Hour)
28/08/2024
LFSC
©香港天文台 Hong Kong Observatory

(公里/小時)
(於香港時間28/08/2024 23 時 50 分更新) (Updated at 23:50H on 28/08/2024)
(km/h)
60
50
40
30
20
10
0
00 01 02 03 04 05 06 07 08 09 10 11 12 13 14 15 16 17 18 19 20 21 22 23
27/08/2024
香港時間 (時) Hong Kong Time (Hour)
28/08/2024
LFSC
©香港天文台 Hong Kong Observatory

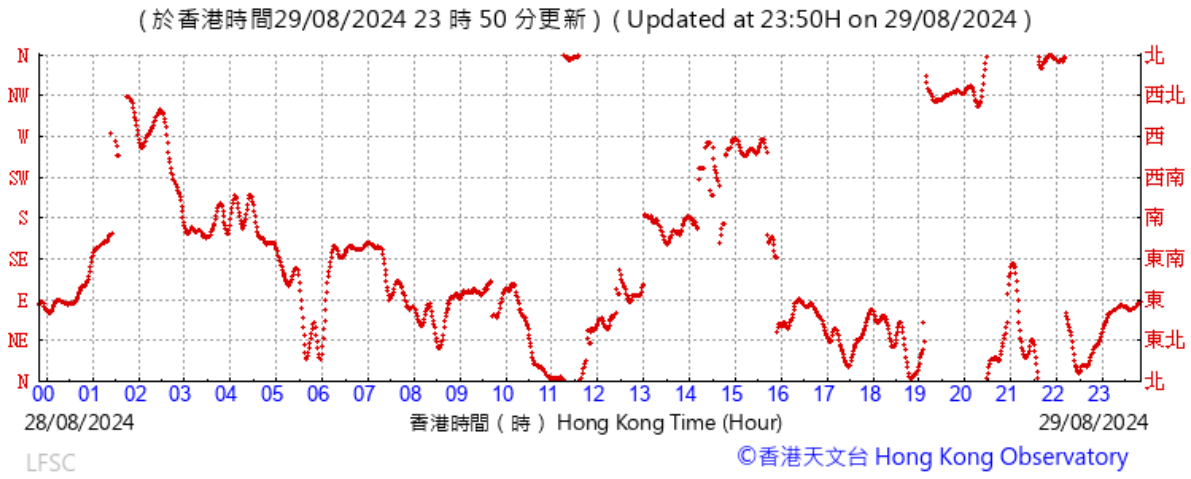
(於香港時間29/08/2024 23 時 50 分更新) (Updated at 23:50H on 29/08/2024)
N
NW
W
SW
S
SE
E
NE
N
北
西北
西
西南
南
東南
東
東北
北
00 01 02 03 04 05 06 07 08 09 10 11 12 13 14 15 16 17 18 19 20 21 22 23
28/08/2024
香港時間 (時) Hong Kong Time (Hour)
29/08/2024
LFSC
©香港天文台 Hong Kong Observatory

(公里/小時)
(於香港時間29/08/2024 23 時 50 分更新) (Updated at 23:50H on 29/08/2024)
(km/h)
50
40
30
20
10
0
00 01 02 03 04 05 06 07 08 09 10 11 12 13 14 15 16 17 18 19 20 21 22 23
28/08/2024
香港時間 (時) Hong Kong Time (Hour)
29/08/2024
LFSC
©香港天文台 Hong Kong Observatory

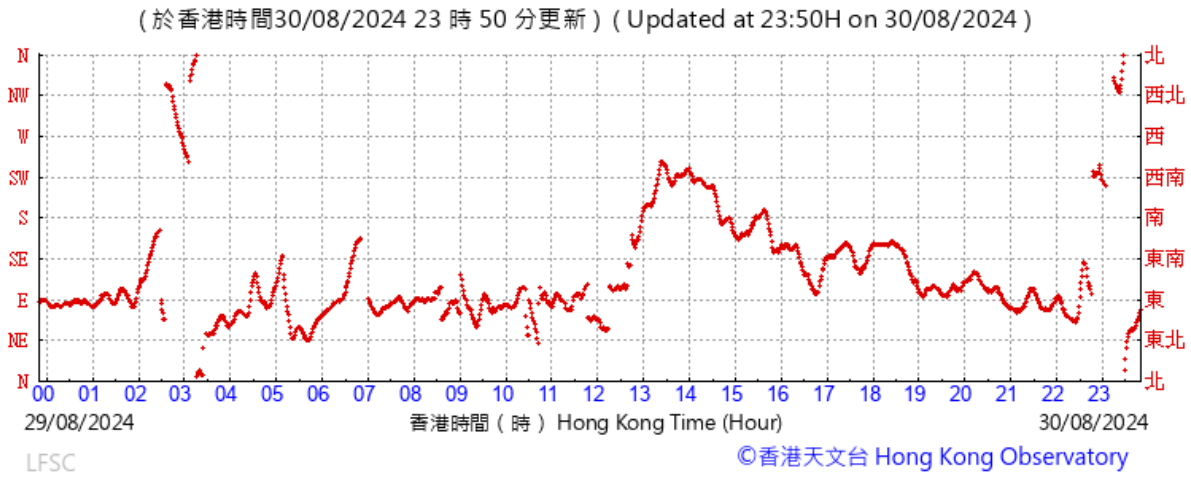
(於香港時間30/08/2024 23 時 50 分更新) (Updated at 23:50H on 30/08/2024)
N
NW
W
SW
S
SE
E
NE
N
北
西北
西
西南
南
東南
東
東北
北
00 01 02 03 04 05 06 07 08 09 10 11 12 13 14 15 16 17 18 19 20 21 22 23
29/08/2024
香港時間 (時) Hong Kong Time (Hour)
30/08/2024
LFSC
©香港天文台 Hong Kong Observatory

(公里/小時)
(於香港時間30/08/2024 23 時 50 分更新) (Updated at 23:50H on 30/08/2024)
(km/h)
45
40
35
30
25
20
15
10
5
0
00 01 02 03 04 05 06 07 08 09 10 11 12 13 14 15 16 17 18 19 20 21 22 23
29/08/2024
香港時間 (時) Hong Kong Time (Hour)
30/08/2024
LFSC
©香港天文台 Hong Kong Observatory

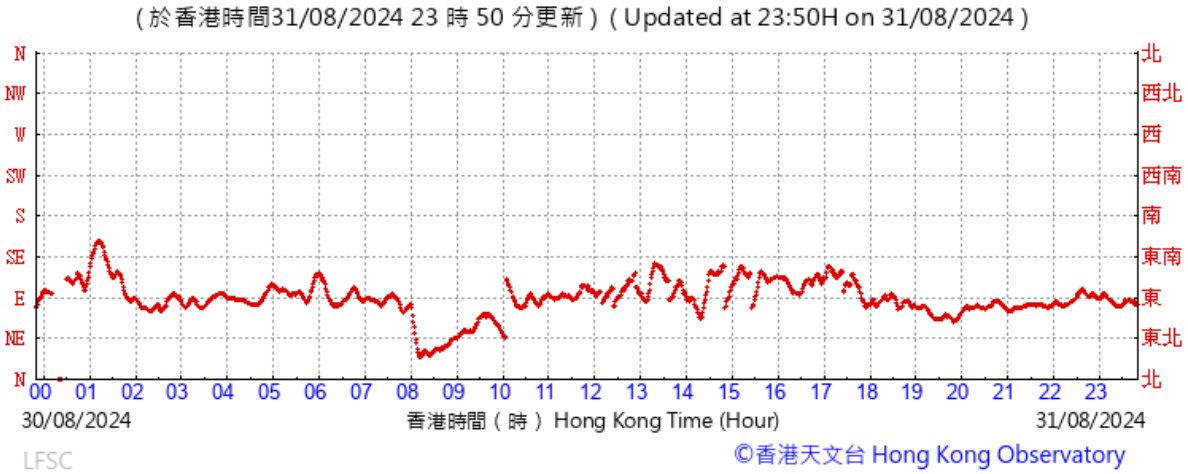
(於香港時間31/08/2024 23 時 50 分更新) (Updated at 23:50H on 31/08/2024)
N
NW
W
SW
S
SE
E
NE
N
北
西北
西
西南
南
東南
東
東北
北
00 01 02 03 04 05 06 07 08 09 10 11 12 13 14 15 16 17 18 19 20 21 22 23
30/08/2024
香港時間 (時) Hong Kong Time (Hour)
31/08/2024
LFSC
©香港天文台 Hong Kong Observatory

(公里/小時)
(於香港時間31/08/2024 23 時 50 分更新) (Updated at 23:50H on 31/08/2024)
(km/h)
45
40
35
30
25
20
15
10
5
0
00 01 02 03 04 05 06 07 08 09 10 11 12 13 14 15 16 17 18 19 20 21 22 23
30/08/2024
香港時間 (時) Hong Kong Time (Hour)
31/08/2024
LFSC
©香港天文台 Hong Kong Observatory

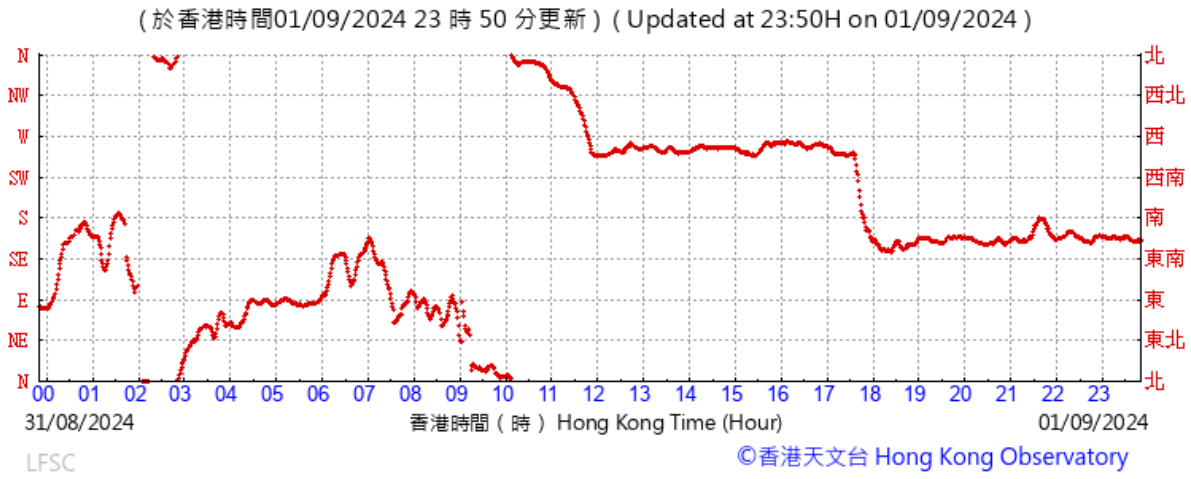
(於香港時間01/09/2024 23 時 50 分更新) (Updated at 23:50H on 01/09/2024)
N
NW
W
SW
S
SE
E
NE
N
北
西北
西
西南
南
東南
東
東北
北
00 01 02 03 04 05 06 07 08 09 10 11 12 13 14 15 16 17 18 19 20 21 22 23
31/08/2024
香港時間 (時) Hong Kong Time (Hour)
01/09/2024
LFSC
©香港天文台 Hong Kong Observatory

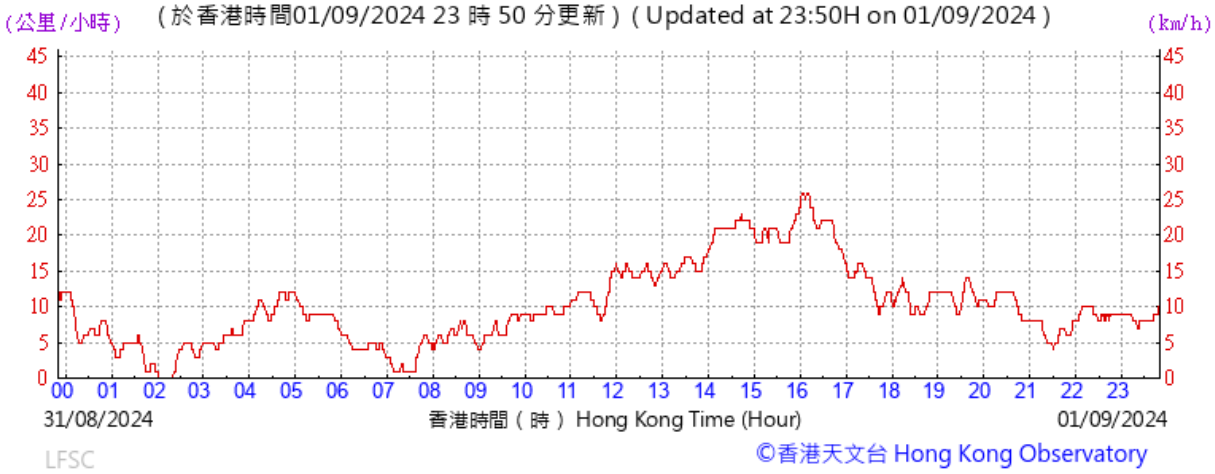
(公里/小時)
(於香港時間01/09/2024 23 時 50 分更新) (Updated at 23:50H on 01/09/2024)
(km/h)
45
40
35
30
25
20
15
10
5
0
00 01 02 03 04 05 06 07 08 09 10 11 12 13 14 15 16 17 18 19 20 21 22 23
31/08/2024
香港時間 (時) Hong Kong Time (Hour)
01/09/2024
LFSC
©香港天文台 Hong Kong Observatory

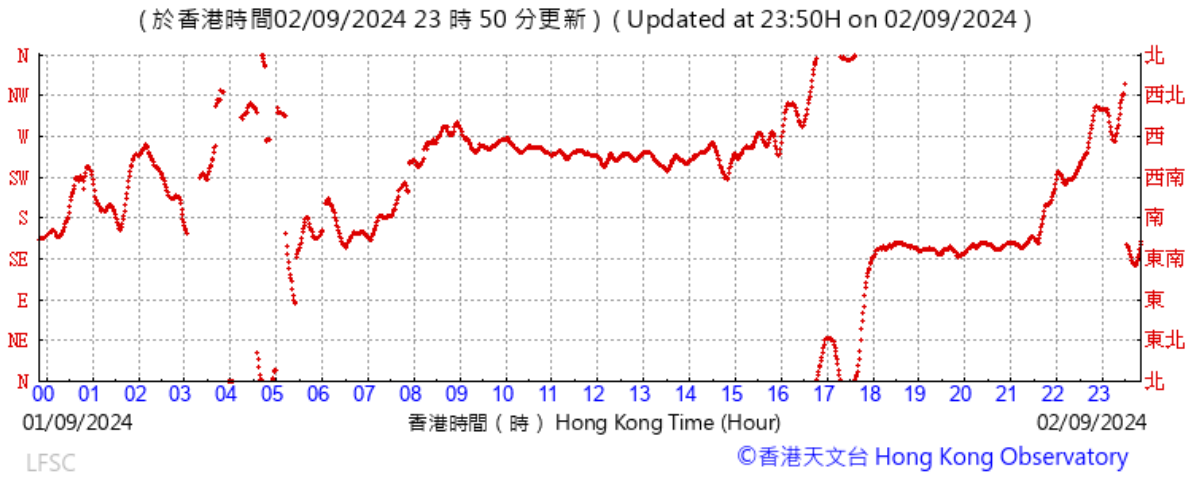
（於香港時間02/09/2024 23 時 50 分更新）（Updated at 23:50H on 02/09/2024）
N
NW
W
SW
S
SE
E
NE
N
北
西北
西
西南
南
東南
東
東北
北
00 01 02 03 04 05 06 07 08 09 10 11 12 13 14 15 16 17 18 19 20 21 22 23
01/09/2024
香港時間（時） Hong Kong Time (Hour)
02/09/2024
LFSC
©香港天文台 Hong Kong Observatory

（公里/小時）
（於香港時間02/09/2024 23 時 50 分更新）（Updated at 23:50H on 02/09/2024）
（km/h）
40
35
30
25
20
15
10
5
0
00 01 02 03 04 05 06 07 08 09 10 11 12 13 14 15 16 17 18 19 20 21 22 23
01/09/2024
香港時間（時） Hong Kong Time (Hour)
02/09/2024
LFSC
©香港天文台 Hong Kong Observatory

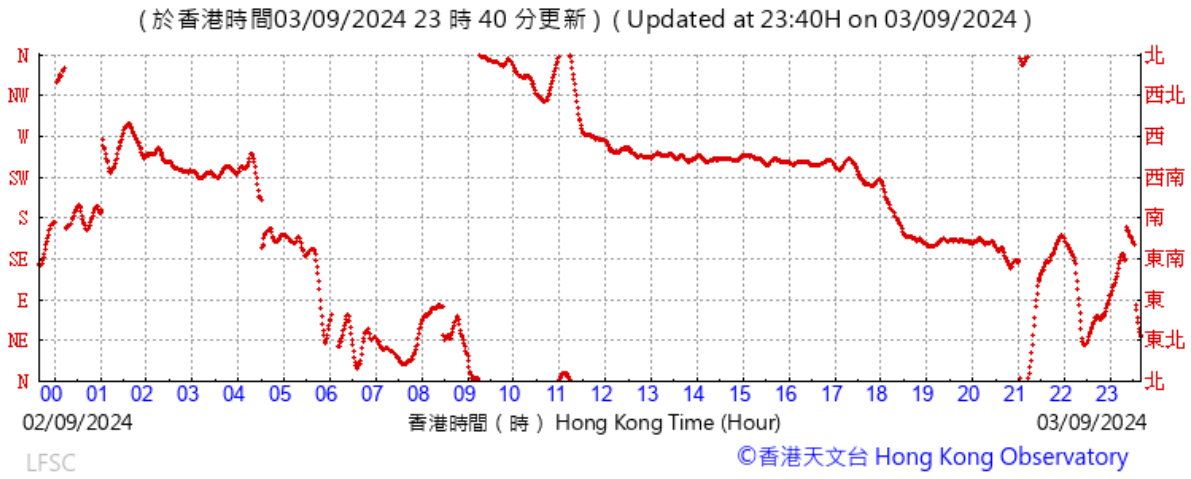
（於香港時間03/09/2024 23 時 40 分更新）（Updated at 23:40H on 03/09/2024）
N
NW
W
SW
S
SE
E
NE
N
北
西北
西
西南
南
東南
東
東北
北
00 01 02 03 04 05 06 07 08 09 10 11 12 13 14 15 16 17 18 19 20 21 22 23
02/09/2024
香港時間（時）Hong Kong Time (Hour)
03/09/2024
LFSC
©香港天文台 Hong Kong Observatory

（公里/小時）
（於香港時間03/09/2024 23 時 40 分更新）（Updated at 23:40H on 03/09/2024）
(km/h)
60
50
40
30
20
10
0
00 01 02 03 04 05 06 07 08 09 10 11 12 13 14 15 16 17 18 19 20 21 22 23
02/09/2024
香港時間（時）Hong Kong Time (Hour)
03/09/2024
LFSC
©香港天文台 Hong Kong Observatory

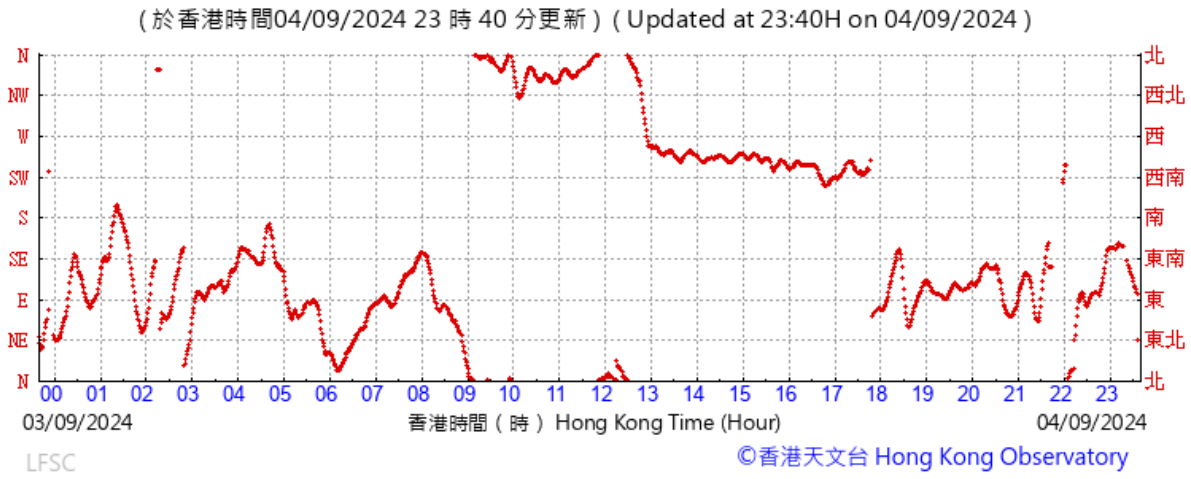
（於香港時間04/09/2024 23 時 40 分更新）（Updated at 23:40H on 04/09/2024）
N
NW
W
SW
S
SE
E
NE
N
北
西北
西
西南
南
東南
東
東北
北
00 01 02 03 04 05 06 07 08 09 10 11 12 13 14 15 16 17 18 19 20 21 22 23
03/09/2024
香港時間（時）Hong Kong Time (Hour)
04/09/2024
LFSC
©香港天文台 Hong Kong Observatory

（公里/小時）
（於香港時間04/09/2024 23 時 40 分更新）（Updated at 23:40H on 04/09/2024）
(km/h)
45
40
35
30
25
20
15
10
5
0
00 01 02 03 04 05 06 07 08 09 10 11 12 13 14 15 16 17 18 19 20 21 22 23
03/09/2024
香港時間（時）Hong Kong Time (Hour)
04/09/2024
LFSC
©香港天文台 Hong Kong Observatory

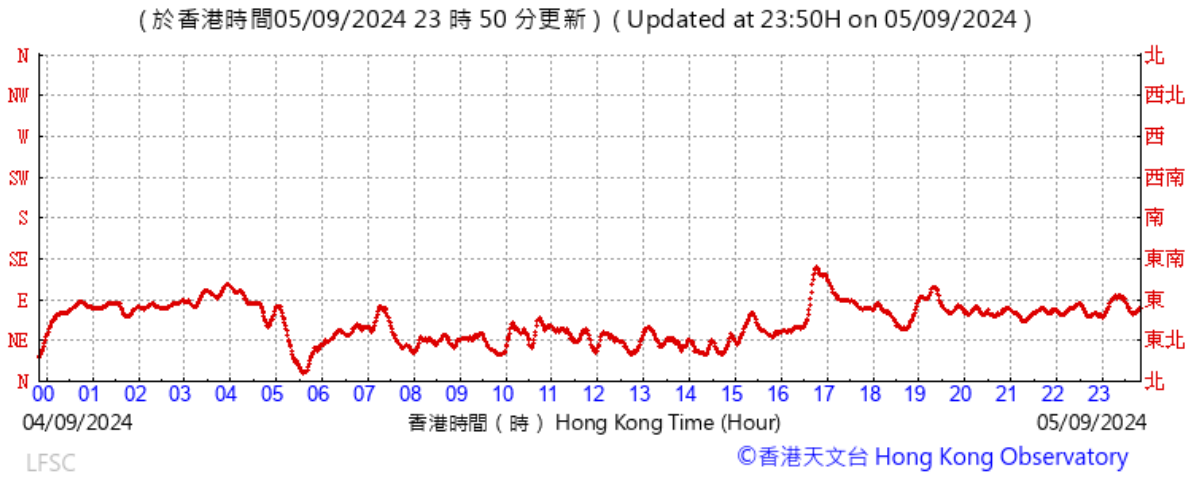
(於香港時間05/09/2024 23 時 50 分更新) (Updated at 23:50H on 05/09/2024)
N
NW
W
SW
S
SE
E
NE
N
北
西北
西
西南
南
東南
東
東北
北
00 01 02 03 04 05 06 07 08 09 10 11 12 13 14 15 16 17 18 19 20 21 22 23
04/09/2024
香港時間 (時) Hong Kong Time (Hour)
05/09/2024
LFSC
©香港天文台 Hong Kong Observatory

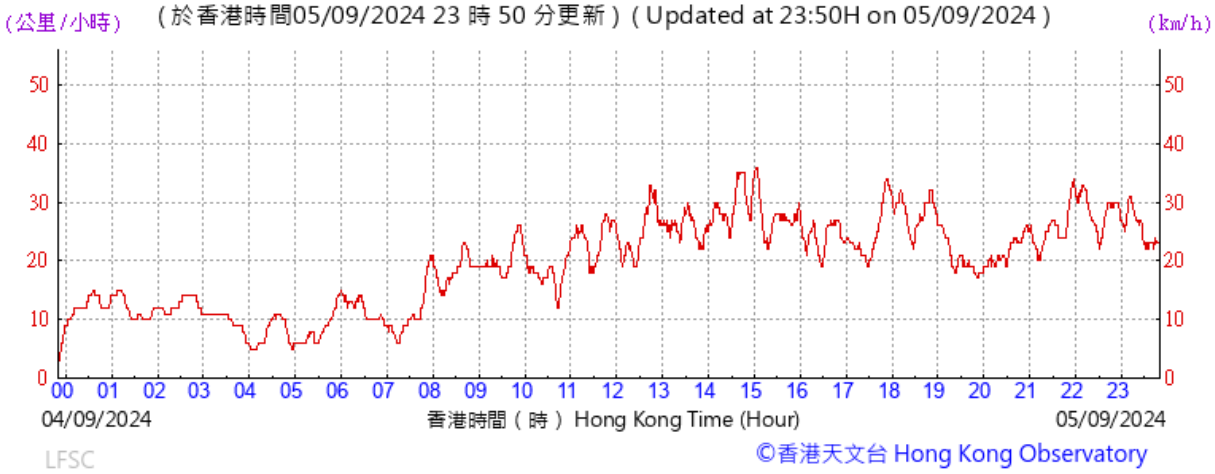
(公里/小時)
(於香港時間05/09/2024 23 時 50 分更新) (Updated at 23:50H on 05/09/2024)
(km/h)
50
40
30
20
10
0
00 01 02 03 04 05 06 07 08 09 10 11 12 13 14 15 16 17 18 19 20 21 22 23
04/09/2024
香港時間 (時) Hong Kong Time (Hour)
05/09/2024
LFSC
©香港天文台 Hong Kong Observatory

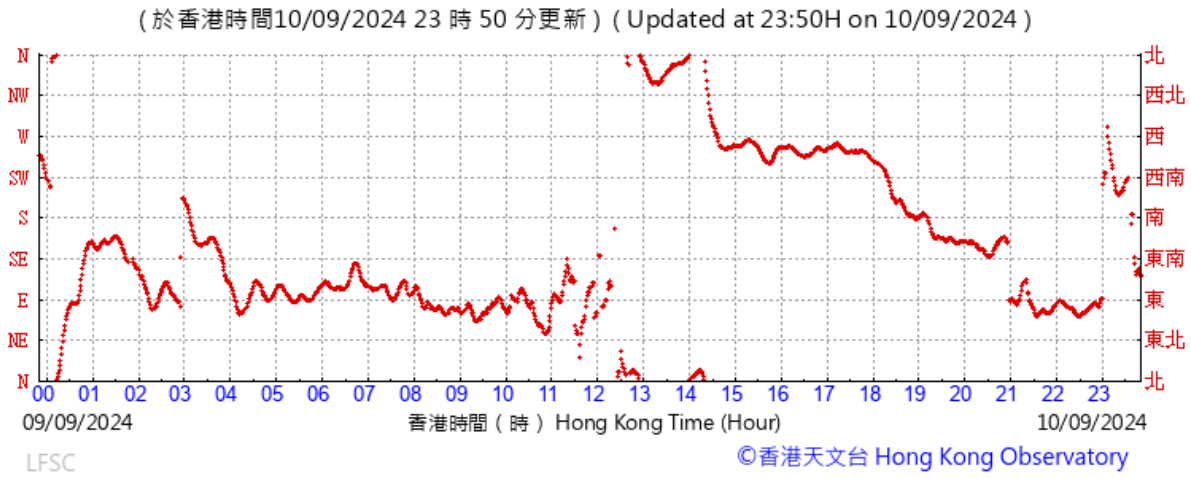
(於香港時間10/09/2024 23 時 50 分更新) (Updated at 23:50H on 10/09/2024)
N
NW
W
SW
S
SE
E
NE
N
北
西北
西
西南
南
東南
東
東北
北
00 01 02 03 04 05 06 07 08 09 10 11 12 13 14 15 16 17 18 19 20 21 22 23
09/09/2024
香港時間 (時) Hong Kong Time (Hour)
10/09/2024
LFSC
©香港天文台 Hong Kong Observatory

(公里/小時)
(於香港時間10/09/2024 23 時 50 分更新) (Updated at 23:50H on 10/09/2024)
(km/h)
40
35
30
25
20
15
10
5
0
00 01 02 03 04 05 06 07 08 09 10 11 12 13 14 15 16 17 18 19 20 21 22 23
09/09/2024
香港時間 (時) Hong Kong Time (Hour)
10/09/2024
LFSC
©香港天文台 Hong Kong Observatory

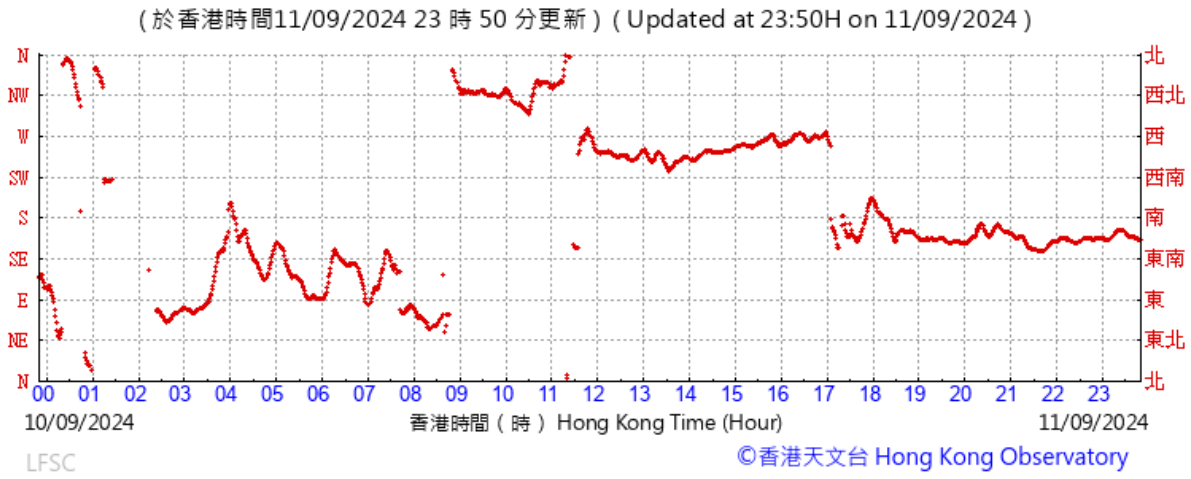
（於香港時間11/09/2024 23 時 50 分更新）（Updated at 23:50H on 11/09/2024）
N
NW
W
SW
S
SE
E
NE
N
北
西北
西
西南
南
東南
東
東北
北
00 01 02 03 04 05 06 07 08 09 10 11 12 13 14 15 16 17 18 19 20 21 22 23
10/09/2024
香港時間（時）Hong Kong Time (Hour)
11/09/2024
LFSC
©香港天文台 Hong Kong Observatory

（公里/小時）
（於香港時間11/09/2024 23 時 50 分更新）（Updated at 23:50H on 11/09/2024）
（km/h）
40
35
30
25
20
15
10
5
0
00 01 02 03 04 05 06 07 08 09 10 11 12 13 14 15 16 17 18 19 20 21 22 23
10/09/2024
香港時間（時）Hong Kong Time (Hour)
11/09/2024
LFSC
©香港天文台 Hong Kong Observatory

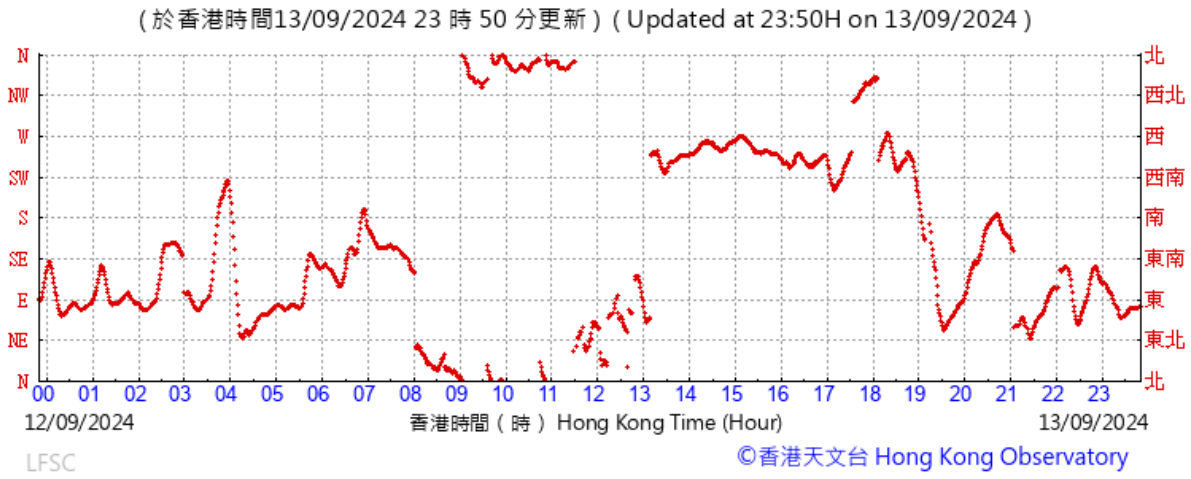
(於香港時間13/09/2024 23 時 50 分更新) (Updated at 23:50H on 13/09/2024)
N
NW
W
SW
S
SE
E
NE
N
北
西北
西
西南
南
東南
東
東北
北
00 01 02 03 04 05 06 07 08 09 10 11 12 13 14 15 16 17 18 19 20 21 22 23
12/09/2024
香港時間 (時) Hong Kong Time (Hour)
13/09/2024
LFSC
©香港天文台 Hong Kong Observatory

(公里/小時)
(於香港時間13/09/2024 23 時 50 分更新) (Updated at 23:50H on 13/09/2024)
(km/h)
40
35
30
25
20
15
10
5
0
00 01 02 03 04 05 06 07 08 09 10 11 12 13 14 15 16 17 18 19 20 21 22 23
12/09/2024
香港時間 (時) Hong Kong Time (Hour)
13/09/2024
LFSC
©香港天文台 Hong Kong Observatory

（於香港時間14/09/2024 23 時 50 分更新）（Updated at 23:50H on 14/09/2024）

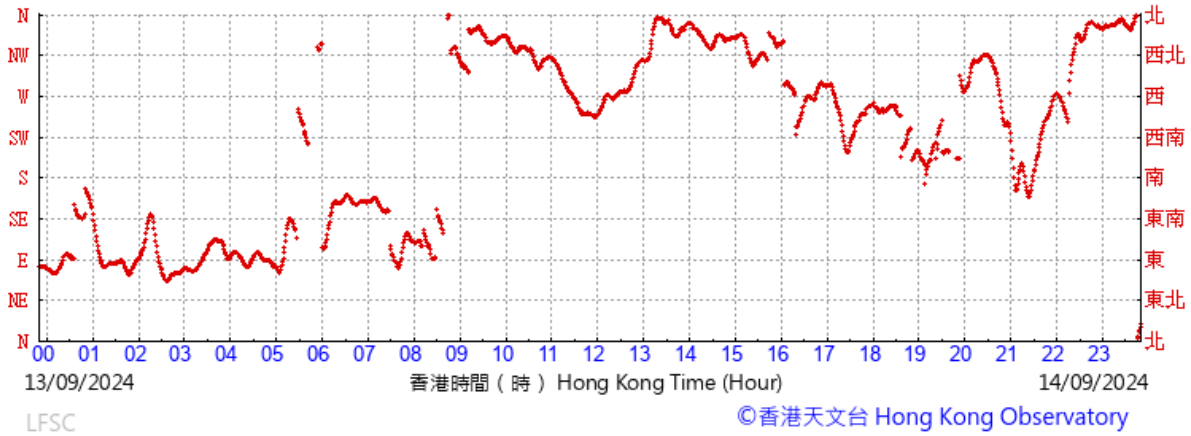

（於香港時間14/09/2024 23 時 40 分更新）（Updated at 23:40H on 14/09/2024）

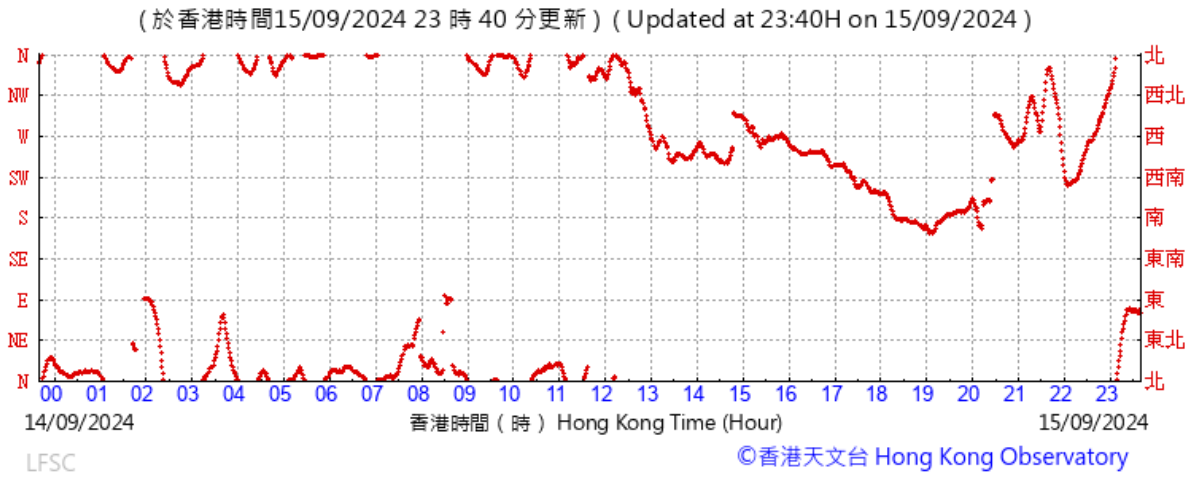
（於香港時間15/09/2024 23 時 40 分更新）（Updated at 23:40H on 15/09/2024）
N
NW
W
SW
S
SE
E
NE
N
北
西北
西
西南
南
東南
東
東北
北
00 01 02 03 04 05 06 07 08 09 10 11 12 13 14 15 16 17 18 19 20 21 22 23
14/09/2024
香港時間（時）Hong Kong Time (Hour)
15/09/2024
LFSC
©香港天文台 Hong Kong Observatory

（公里/小時）
（於香港時間15/09/2024 23 時 50 分更新）（Updated at 23:50H on 15/09/2024）
(km/h)
35
30
25
20
15
10
5
0
00 01 02 03 04 05 06 07 08 09 10 11 12 13 14 15 16 17 18 19 20 21 22 23
14/09/2024
香港時間（時）Hong Kong Time (Hour)
15/09/2024
LFSC
©香港天文台 Hong Kong Observatory

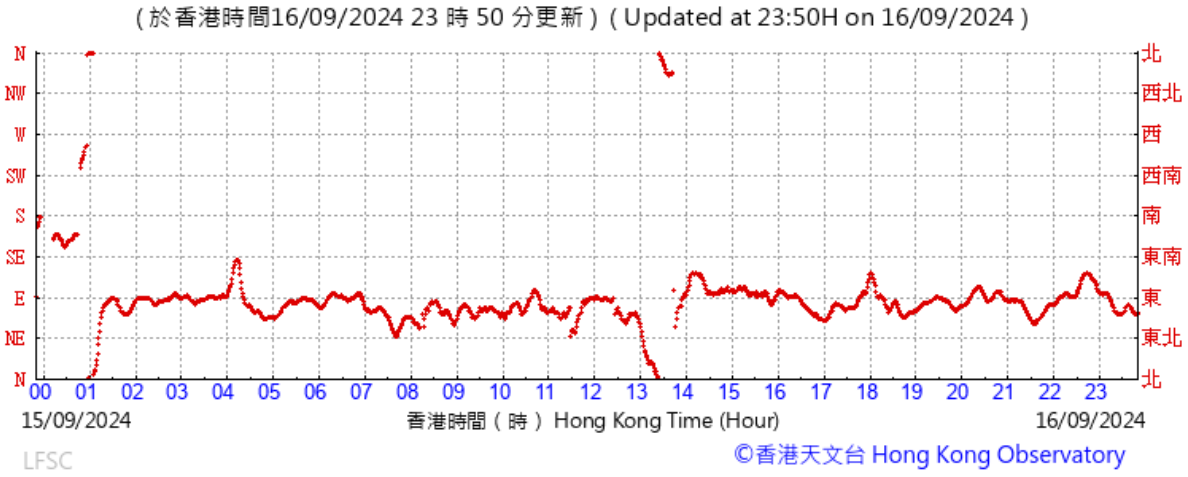
(於香港時間16/09/2024 23 時 50 分更新) (Updated at 23:50H on 16/09/2024)
N
NW
W
SW
S
SE
E
NE
N
北
西北
西
西南
南
東南
東
東北
北
00 01 02 03 04 05 06 07 08 09 10 11 12 13 14 15 16 17 18 19 20 21 22 23
15/09/2024
香港時間 (時) Hong Kong Time (Hour)
16/09/2024
LFSC
©香港天文台 Hong Kong Observatory

(公里/小時)
(於香港時間16/09/2024 23 時 50 分更新) (Updated at 23:50H on 16/09/2024)
(km/h)
40
35
30
25
20
15
10
5
0
00 01 02 03 04 05 06 07 08 09 10 11 12 13 14 15 16 17 18 19 20 21 22 23
15/09/2024
香港時間 (時) Hong Kong Time (Hour)
16/09/2024
LFSC
©香港天文台 Hong Kong Observatory

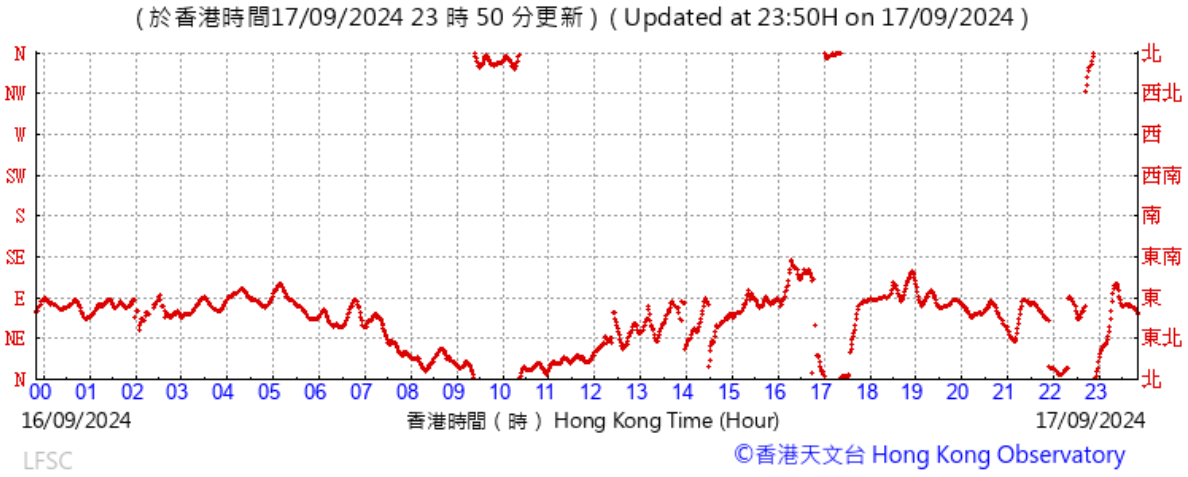
（於香港時間17/09/2024 23 時 50 分更新）（Updated at 23:50H on 17/09/2024）
N
NW
W
SW
S
SE
E
NE
N
北
西北
西
西南
南
東南
東
東北
北
00 01 02 03 04 05 06 07 08 09 10 11 12 13 14 15 16 17 18 19 20 21 22 23
16/09/2024
香港時間（時）Hong Kong Time (Hour)
17/09/2024
LFSC
©香港天文台 Hong Kong Observatory

（公里/小時）
（於香港時間17/09/2024 23 時 50 分更新）（Updated at 23:50H on 17/09/2024）
（km/h）
50
40
30
20
10
0
00 01 02 03 04 05 06 07 08 09 10 11 12 13 14 15 16 17 18 19 20 21 22 23
16/09/2024
香港時間（時）Hong Kong Time (Hour)
17/09/2024
LFSC
©香港天文台 Hong Kong Observatory

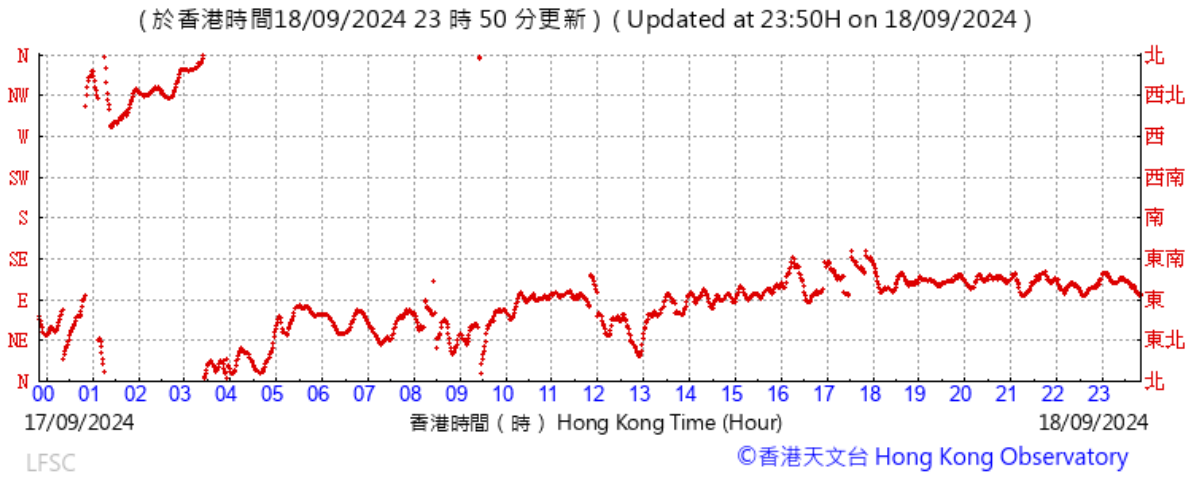
(於香港時間18/09/2024 23 時 50 分更新) (Updated at 23:50H on 18/09/2024)
N
NW
W
SW
S
SE
E
NE
N
北
西北
西
西南
南
東南
東
東北
北
00 01 02 03 04 05 06 07 08 09 10 11 12 13 14 15 16 17 18 19 20 21 22 23
17/09/2024
香港時間 (時) Hong Kong Time (Hour)
18/09/2024
LFSC
©香港天文台 Hong Kong Observatory

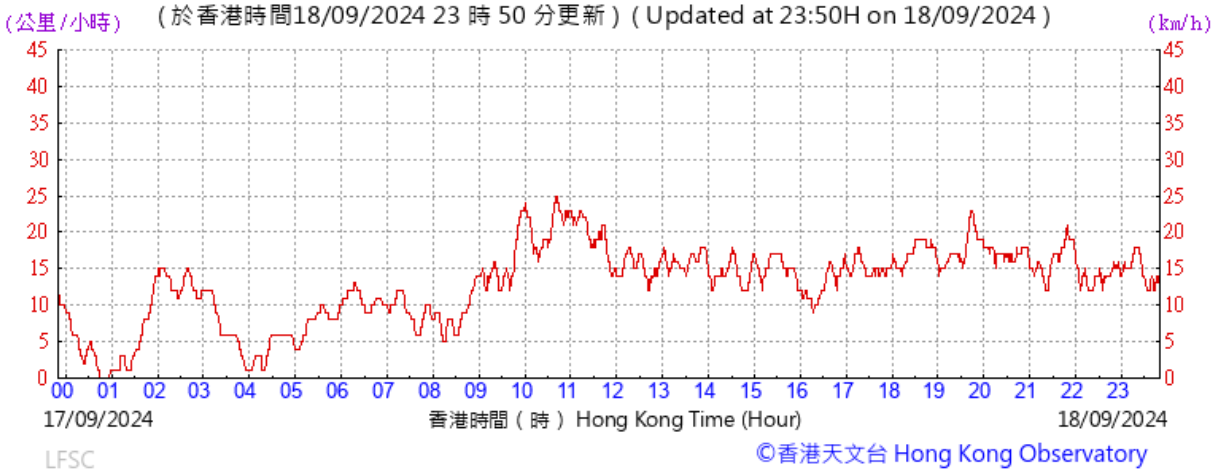
(公里/小時)
(km/h)
(於香港時間18/09/2024 23 時 50 分更新) (Updated at 23:50H on 18/09/2024)
45
40
35
30
25
20
15
10
5
0
00 01 02 03 04 05 06 07 08 09 10 11 12 13 14 15 16 17 18 19 20 21 22 23
17/09/2024
香港時間 (時) Hong Kong Time (Hour)
18/09/2024
LFSC
©香港天文台 Hong Kong Observatory

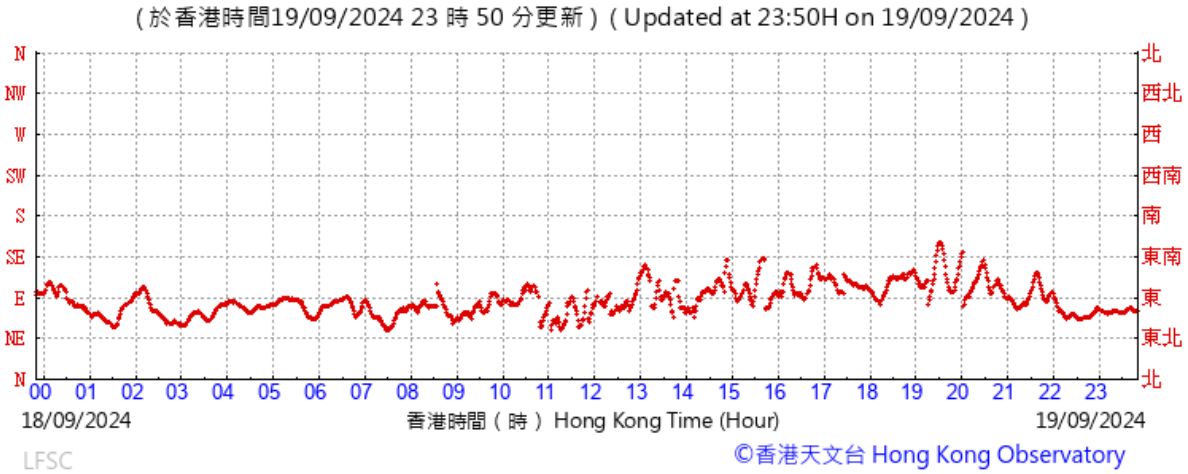
(於香港時間19/09/2024 23 時 50 分更新) (Updated at 23:50H on 19/09/2024)
N
NW
W
SW
S
SE
E
NE
N
北
西北
西
西南
南
東南
東
東北
北
00 01 02 03 04 05 06 07 08 09 10 11 12 13 14 15 16 17 18 19 20 21 22 23
18/09/2024
香港時間(時) Hong Kong Time (Hour)
19/09/2024
LFSC
©香港天文台 Hong Kong Observatory

(公里/小時)
(於香港時間19/09/2024 23 時 50 分更新) (Updated at 23:50H on 19/09/2024)
(km/h)
35
30
25
20
15
10
5
0
00 01 02 03 04 05 06 07 08 09 10 11 12 13 14 15 16 17 18 19 20 21 22 23
18/09/2024
香港時間(時) Hong Kong Time (Hour)
19/09/2024
LFSC
©香港天文台 Hong Kong Observatory

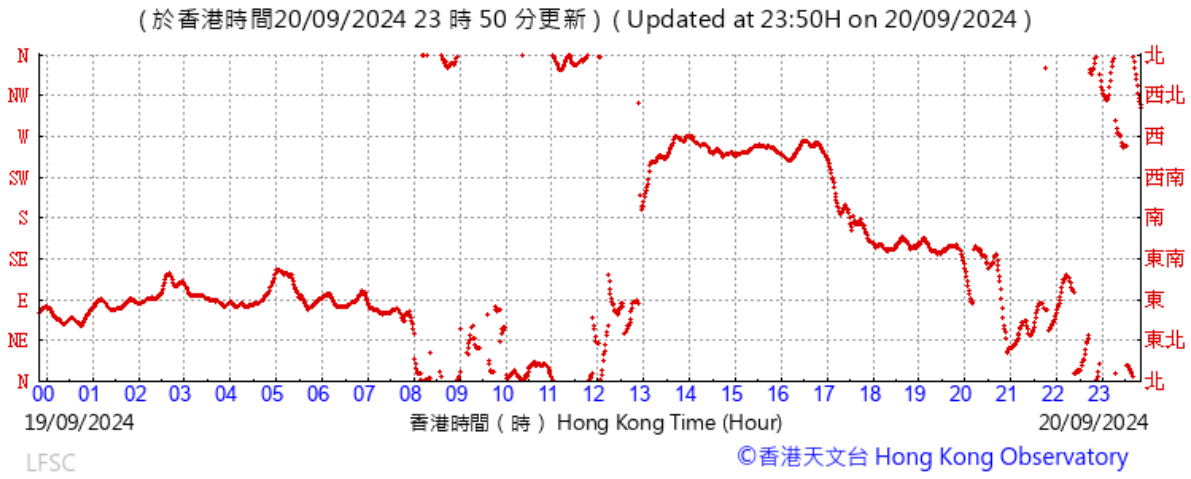
(於香港時間20/09/2024 23 時 50 分更新) (Updated at 23:50H on 20/09/2024)
N
NW
W
SW
S
SE
E
NE
N
北
西北
西
西南
南
東南
東
東北
北
00 01 02 03 04 05 06 07 08 09 10 11 12 13 14 15 16 17 18 19 20 21 22 23
19/09/2024
香港時間 (時) Hong Kong Time (Hour)
20/09/2024
LFSC
©香港天文台 Hong Kong Observatory

(公里/小時)
(於香港時間20/09/2024 23 時 50 分更新) (Updated at 23:50H on 20/09/2024)
(km/h)
40
35
30
25
20
15
10
5
0
00 01 02 03 04 05 06 07 08 09 10 11 12 13 14 15 16 17 18 19 20 21 22 23
19/09/2024
香港時間 (時) Hong Kong Time (Hour)
20/09/2024
LFSC
©香港天文台 Hong Kong Observatory

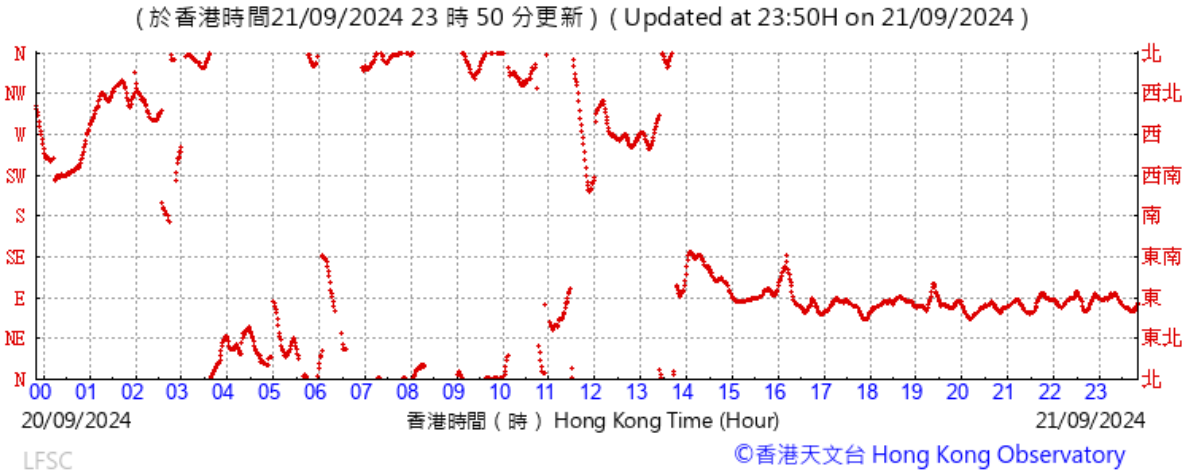
(於香港時間21/09/2024 23 時 50 分更新) (Updated at 23:50H on 21/09/2024)
N
NW
W
SW
S
SE
E
NE
N
北
西北
西
西南
南
東南
東
東北
北
00 01 02 03 04 05 06 07 08 09 10 11 12 13 14 15 16 17 18 19 20 21 22 23
20/09/2024
香港時間 (時) Hong Kong Time (Hour)
21/09/2024
LFSC
©香港天文台 Hong Kong Observatory

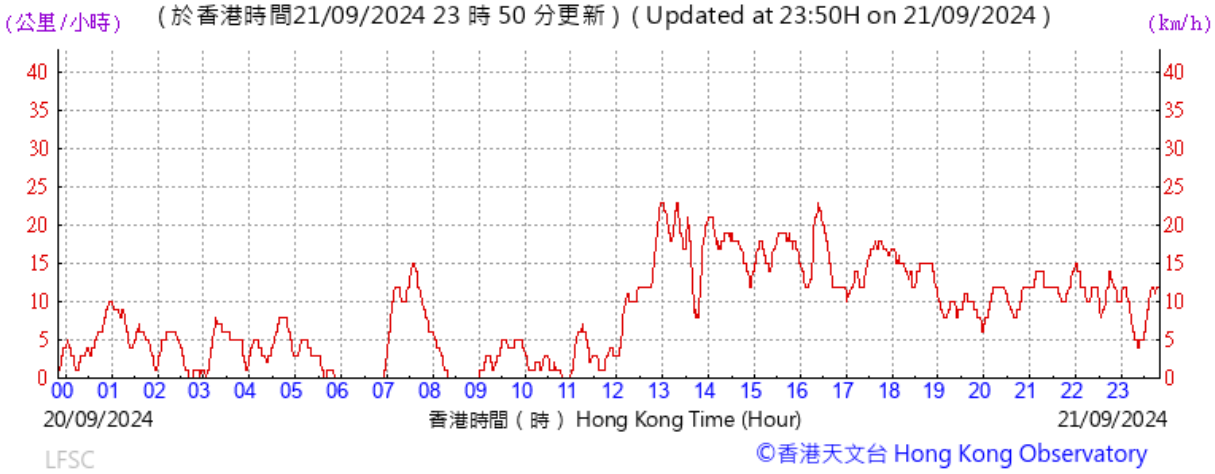
(公里/小時)
(於香港時間21/09/2024 23 時 50 分更新) (Updated at 23:50H on 21/09/2024)
(km/h)
40
35
30
25
20
15
10
5
0
00 01 02 03 04 05 06 07 08 09 10 11 12 13 14 15 16 17 18 19 20 21 22 23
20/09/2024
香港時間 (時) Hong Kong Time (Hour)
21/09/2024
LFSC
©香港天文台 Hong Kong Observatory

（於香港時間22/09/2024 23 時 50 分更新）（Updated at 23:50H on 22/09/2024）
N
NW
W
SW
S
SE
E
NE
N
北
西北
西
西南
南
東南
東
東北
北
00 01 02 03 04 05 06 07 08 09 10 11 12 13 14 15 16 17 18 19 20 21 22 23
21/09/2024
香港時間（時）Hong Kong Time (Hour)
22/09/2024
LFSC
©香港天文台 Hong Kong Observatory

（公里/小時）
（於香港時間22/09/2024 23 時 50 分更新）（Updated at 23:50H on 22/09/2024）
（km/h）
50
40
30
20
10
0
00 01 02 03 04 05 06 07 08 09 10 11 12 13 14 15 16 17 18 19 20 21 22 23
21/09/2024
香港時間（時）Hong Kong Time (Hour)
22/09/2024
LFSC
©香港天文台 Hong Kong Observatory

（於香港時間23/09/2024 23 時 50 分更新）（Updated at 23:50H on 23/09/2024）
N
NW
W
SW
S
SE
E
NE
N
北
西北
西
西南
南
東南
東
東北
北
00 01 02 03 04 05 06 07 08 09 10 11 12 13 14 15 16 17 18 19 20 21 22 23
22/09/2024
香港時間（時）Hong Kong Time (Hour)
23/09/2024
LFSC
©香港天文台 Hong Kong Observatory

（公里/小時）
（於香港時間23/09/2024 23 時 40 分更新）（Updated at 23:40H on 23/09/2024）
(km/h)
50
40
30
20
10
0
00 01 02 03 04 05 06 07 08 09 10 11 12 13 14 15 16 17 18 19 20 21 22 23
22/09/2024
香港時間（時）Hong Kong Time (Hour)
23/09/2024
LFSC
©香港天文台 Hong Kong Observatory

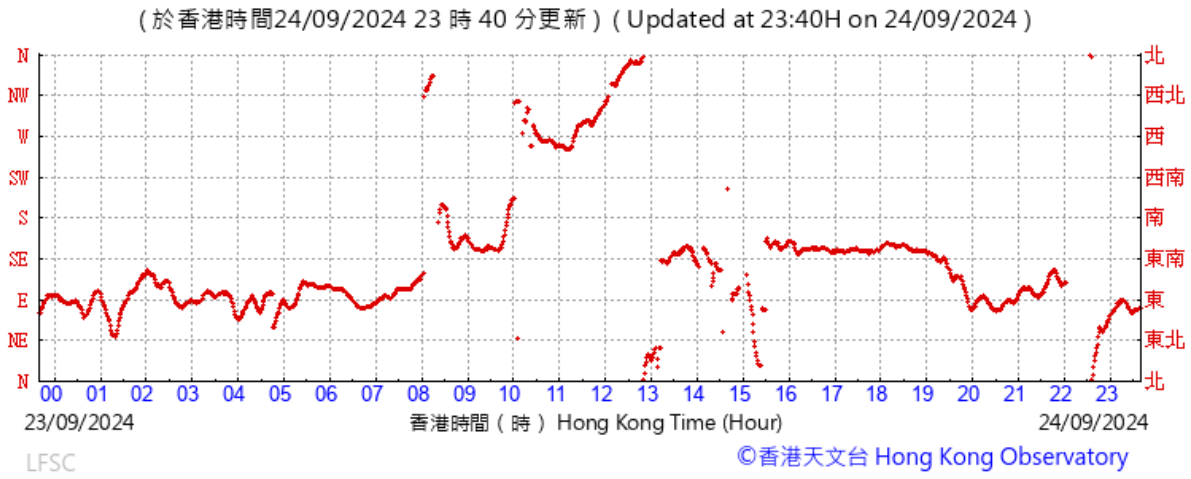
(於香港時間24/09/2024 23 時 40 分更新) (Updated at 23:40H on 24/09/2024)
N
NW
W
SW
S
SE
E
NE
N
北
西北
西
西南
南
東南
東
東北
北
00 01 02 03 04 05 06 07 08 09 10 11 12 13 14 15 16 17 18 19 20 21 22 23
23/09/2024
香港時間 (時) Hong Kong Time (Hour)
24/09/2024
LFSC
©香港天文台 Hong Kong Observatory

(公里/小時)
(於香港時間24/09/2024 23 時 40 分更新) (Updated at 23:40H on 24/09/2024)
(km/h)
35
30
25
20
15
10
5
0
00 01 02 03 04 05 06 07 08 09 10 11 12 13 14 15 16 17 18 19 20 21 22 23
23/09/2024
香港時間 (時) Hong Kong Time (Hour)
24/09/2024
LFSC
©香港天文台 Hong Kong Observatory

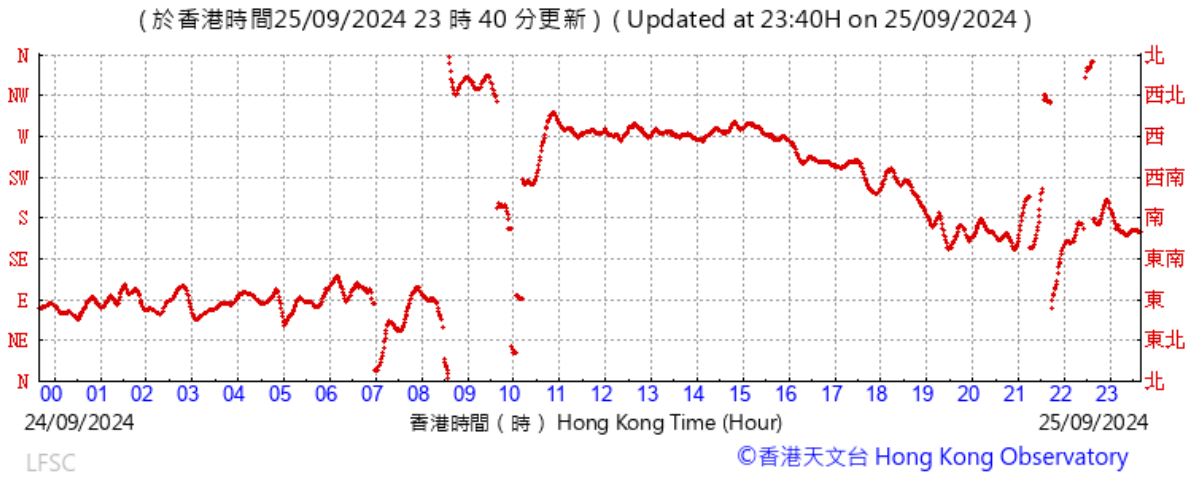
（於香港時間25/09/2024 23 時 40 分更新）（Updated at 23:40H on 25/09/2024）
N
NW
W
SW
S
SE
E
NE
N
北
西北
西
西南
南
東南
東
東北
北
00 01 02 03 04 05 06 07 08 09 10 11 12 13 14 15 16 17 18 19 20 21 22 23
24/09/2024
香港時間（時）Hong Kong Time (Hour)
25/09/2024
LFSC
©香港天文台 Hong Kong Observatory

（公里/小時）
（於香港時間25/09/2024 23 時 40 分更新）（Updated at 23:40H on 25/09/2024）
(km/h)
40
35
30
25
20
15
10
5
0
00 01 02 03 04 05 06 07 08 09 10 11 12 13 14 15 16 17 18 19 20 21 22 23
24/09/2024
香港時間（時）Hong Kong Time (Hour)
25/09/2024
LFSC
©香港天文台 Hong Kong Observatory

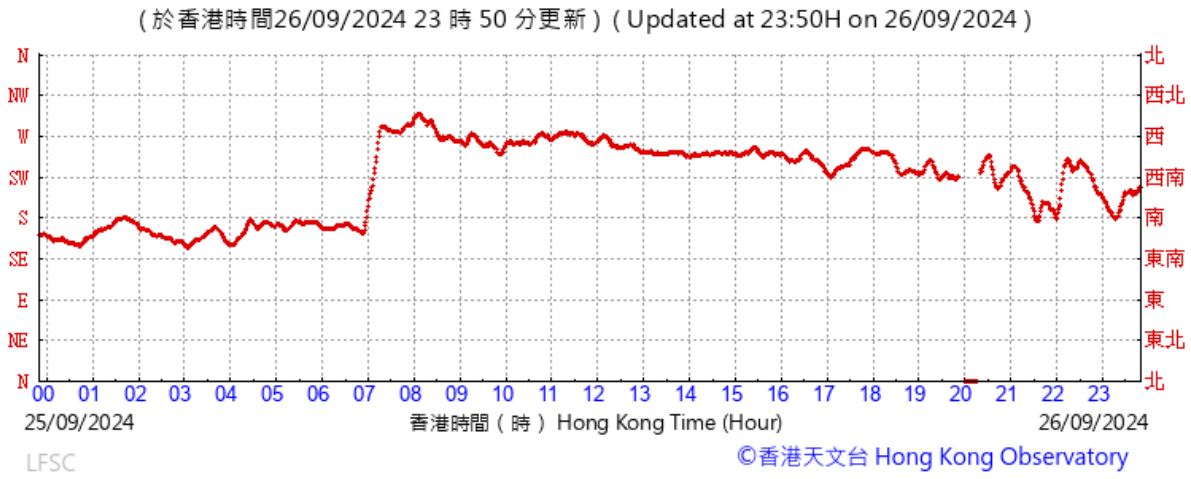
(於香港時間26/09/2024 23 時 50 分更新) (Updated at 23:50H on 26/09/2024)
N
NW
W
SW
S
SE
E
NE
N
北
西北
西
西南
南
東南
東
東北
北
00 01 02 03 04 05 06 07 08 09 10 11 12 13 14 15 16 17 18 19 20 21 22 23
25/09/2024
香港時間 (時) Hong Kong Time (Hour)
26/09/2024
LFSC
©香港天文台 Hong Kong Observatory

(公里/小時)
(於香港時間26/09/2024 23 時 50 分更新) (Updated at 23:50H on 26/09/2024)
(km/h)
35
30
25
20
15
10
5
0
00 01 02 03 04 05 06 07 08 09 10 11 12 13 14 15 16 17 18 19 20 21 22 23
25/09/2024
香港時間 (時) Hong Kong Time (Hour)
26/09/2024
LFSC
©香港天文台 Hong Kong Observatory

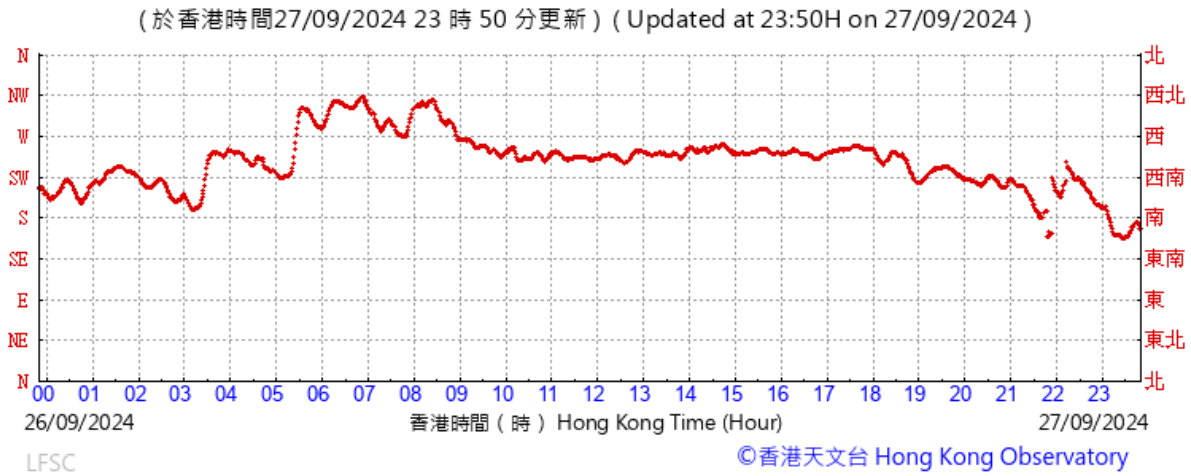
(於香港時間27/09/2024 23 時 50 分更新) (Updated at 23:50H on 27/09/2024)
N
NW
W
SW
S
SE
E
NE
N
北
西北
西
西南
南
東南
東
東北
北
00 01 02 03 04 05 06 07 08 09 10 11 12 13 14 15 16 17 18 19 20 21 22 23
26/09/2024
香港時間 (時) Hong Kong Time (Hour)
27/09/2024
LFSC
©香港天文台 Hong Kong Observatory

(公里/小時)
(於香港時間27/09/2024 23 時 50 分更新) (Updated at 23:50H on 27/09/2024)
(km/h)
40
35
30
25
20
15
10
5
0
00 01 02 03 04 05 06 07 08 09 10 11 12 13 14 15 16 17 18 19 20 21 22 23
26/09/2024
香港時間 (時) Hong Kong Time (Hour)
27/09/2024
LFSC
©香港天文台 Hong Kong Observatory

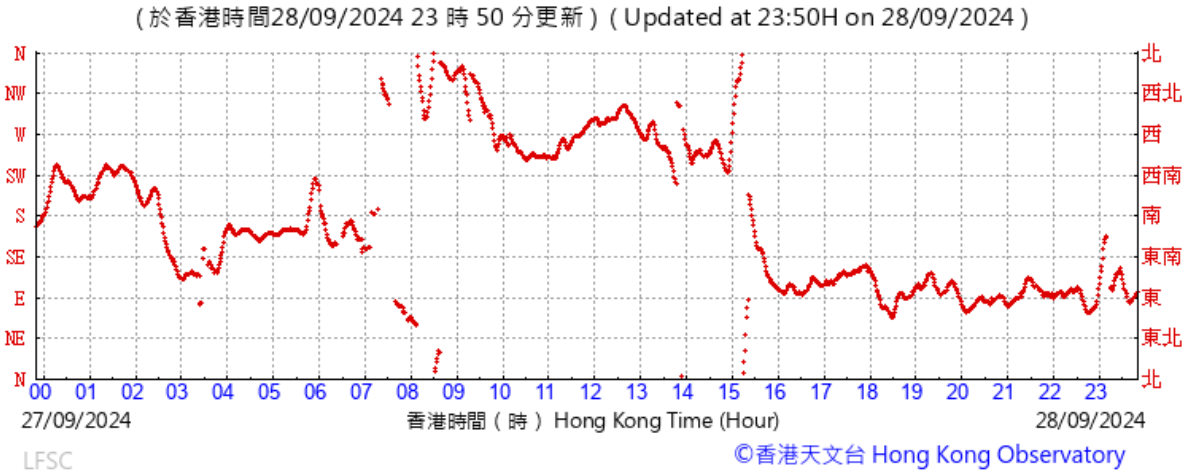
(於香港時間28/09/2024 23 時 50 分更新) (Updated at 23:50H on 28/09/2024)
N
NW
W
SW
S
SE
E
NE
N
北
西北
西
西南
南
東南
東
東北
北
00 01 02 03 04 05 06 07 08 09 10 11 12 13 14 15 16 17 18 19 20 21 22 23
27/09/2024
香港時間 (時) Hong Kong Time (Hour)
28/09/2024
LFSC
©香港天文台 Hong Kong Observatory

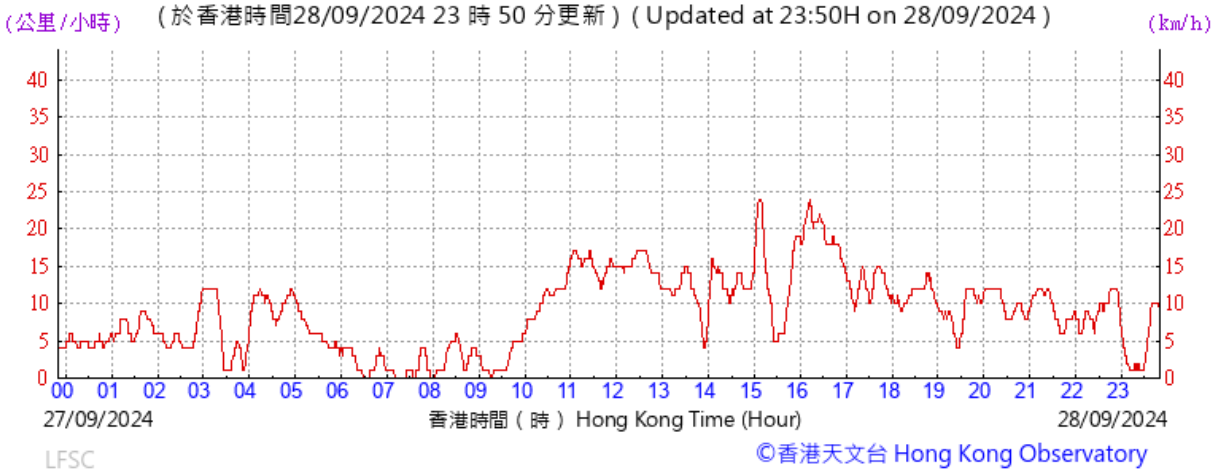
(公里/小時)
(於香港時間28/09/2024 23 時 50 分更新) (Updated at 23:50H on 28/09/2024)
(km/h)
40
35
30
25
20
15
10
5
0
00 01 02 03 04 05 06 07 08 09 10 11 12 13 14 15 16 17 18 19 20 21 22 23
27/09/2024
香港時間 (時) Hong Kong Time (Hour)
28/09/2024
LFSC
©香港天文台 Hong Kong Observatory

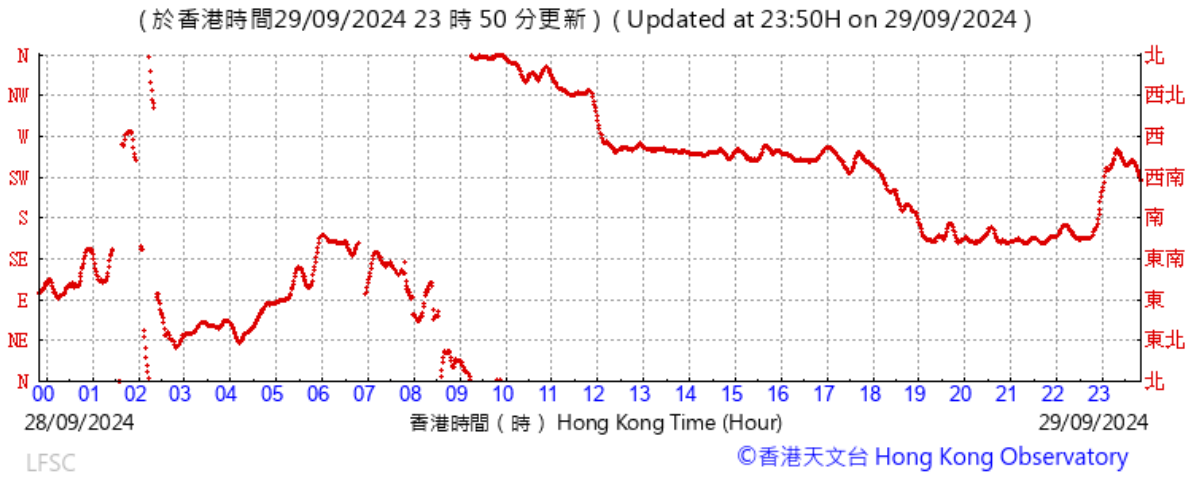
(於香港時間29/09/2024 23 時 50 分更新) (Updated at 23:50H on 29/09/2024)
N
NW
W
SW
S
SE
E
NE
N
北
西北
西
西南
南
東南
東
東北
北
00 01 02 03 04 05 06 07 08 09 10 11 12 13 14 15 16 17 18 19 20 21 22 23
28/09/2024
香港時間 (時) Hong Kong Time (Hour)
29/09/2024
LFSC
©香港天文台 Hong Kong Observatory

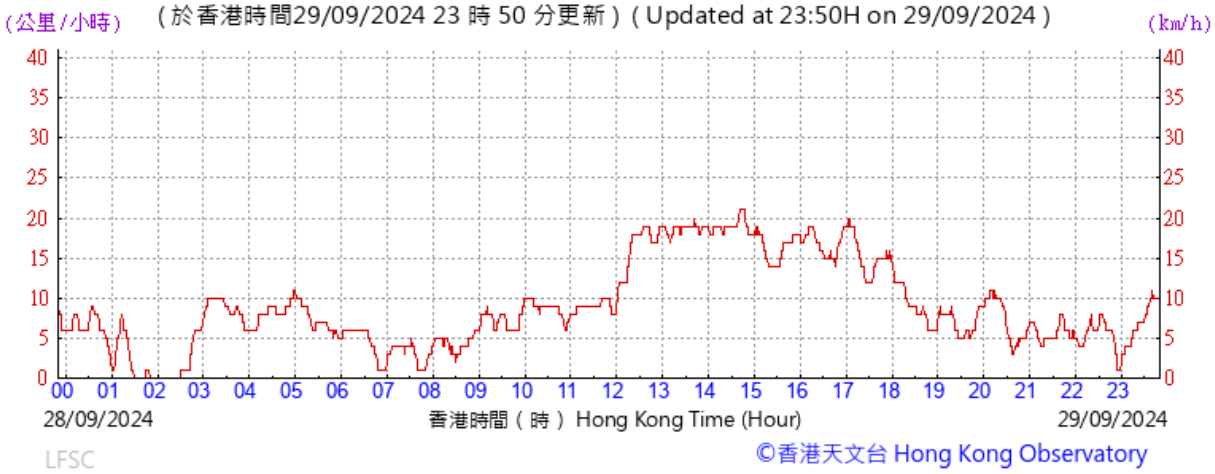
(公里/小時)
(於香港時間29/09/2024 23 時 50 分更新) (Updated at 23:50H on 29/09/2024)
(km/h)
40
35
30
25
20
15
10
5
0
00 01 02 03 04 05 06 07 08 09 10 11 12 13 14 15 16 17 18 19 20 21 22 23
28/09/2024
香港時間 (時) Hong Kong Time (Hour)
29/09/2024
LFSC
©香港天文台 Hong Kong Observatory

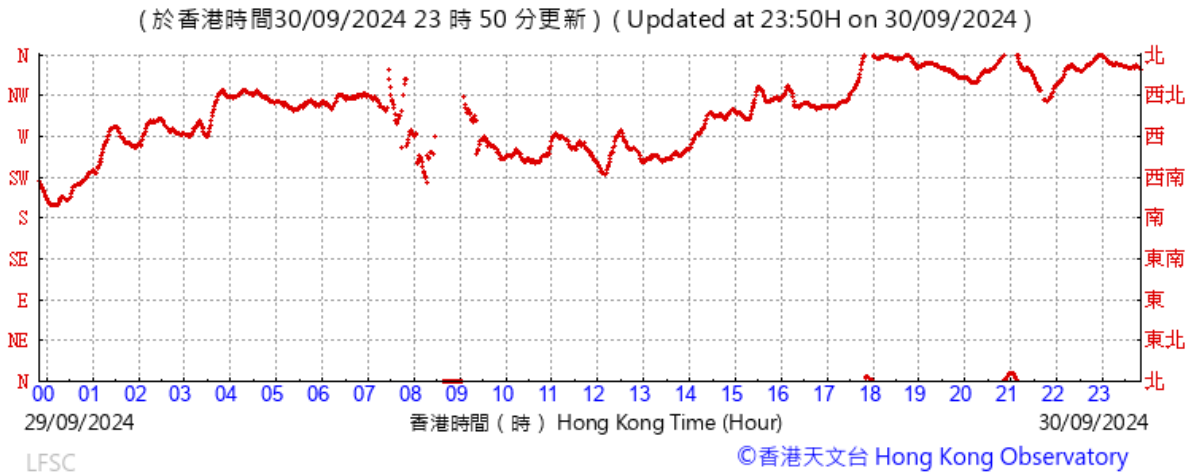
(於香港時間30/09/2024 23 時 50 分更新) (Updated at 23:50H on 30/09/2024)
N
NW
W
SW
S
SE
E
NE
N
北
西北
西
西南
南
東南
東
東北
北
00 01 02 03 04 05 06 07 08 09 10 11 12 13 14 15 16 17 18 19 20 21 22 23
29/09/2024
香港時間 (時) Hong Kong Time (Hour)
30/09/2024
LFSC
©香港天文台 Hong Kong Observatory

(公里/小時)
(於香港時間30/09/2024 23 時 50 分更新) (Updated at 23:50H on 30/09/2024)
(km/h)
45
40
35
30
25
20
15
10
5
0
00 01 02 03 04 05 06 07 08 09 10 11 12 13 14 15 16 17 18 19 20 21 22 23
29/09/2024
香港時間 (時) Hong Kong Time (Hour)
30/09/2024
LFSC
©香港天文台 Hong Kong Observatory

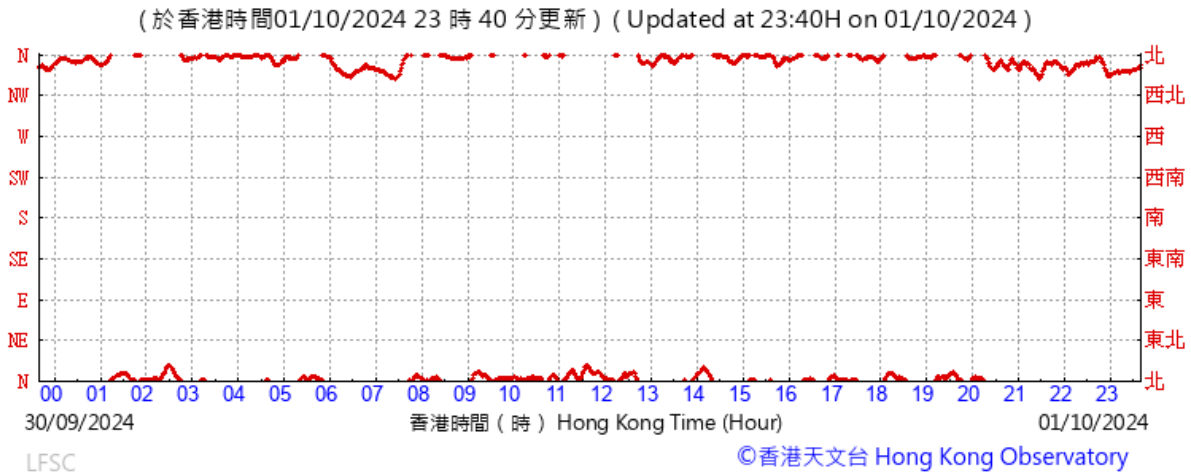
(於香港時間01/10/2024 23 時 40 分更新) (Updated at 23:40H on 01/10/2024)
N
NW
W
SW
S
SE
E
NE
N
北
西北
西
西南
南
東南
東
東北
北
00 01 02 03 04 05 06 07 08 09 10 11 12 13 14 15 16 17 18 19 20 21 22 23
30/09/2024
香港時間 (時) Hong Kong Time (Hour)
01/10/2024
LFSC
©香港天文台 Hong Kong Observatory

(公里/小時)
(於香港時間01/10/2024 23 時 40 分更新) (Updated at 23:40H on 01/10/2024)
(km/h)
60
50
40
30
20
10
0
00 01 02 03 04 05 06 07 08 09 10 11 12 13 14 15 16 17 18 19 20 21 22 23
30/09/2024
香港時間 (時) Hong Kong Time (Hour)
01/10/2024
LFSC
©香港天文台 Hong Kong Observatory

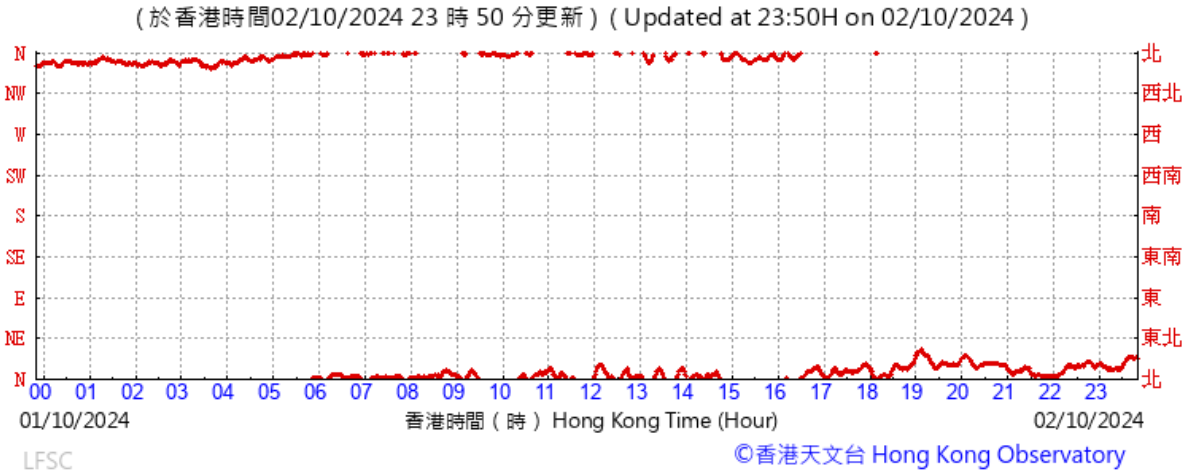
(於香港時間02/10/2024 23 時 50 分更新) (Updated at 23:50H on 02/10/2024)
N
NW
W
SW
S
SE
E
NE
N
北
西北
西
西南
南
東南
東
東北
北
00 01 02 03 04 05 06 07 08 09 10 11 12 13 14 15 16 17 18 19 20 21 22 23
01/10/2024
香港時間(時) Hong Kong Time (Hour)
02/10/2024
LFSC
©香港天文台 Hong Kong Observatory

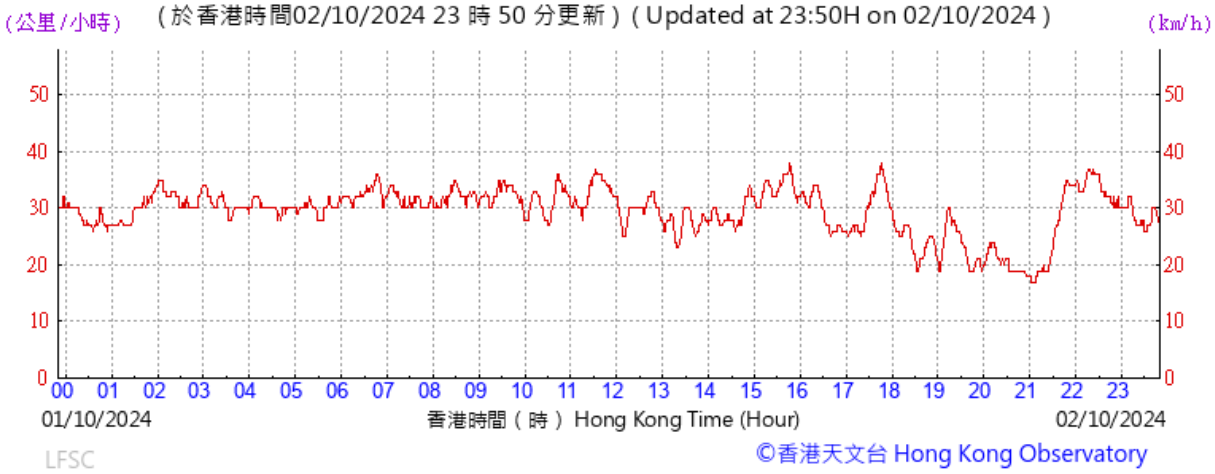
(公里/小時)
(於香港時間02/10/2024 23 時 50 分更新) (Updated at 23:50H on 02/10/2024)
(km/h)
50
40
30
20
10
0
00 01 02 03 04 05 06 07 08 09 10 11 12 13 14 15 16 17 18 19 20 21 22 23
01/10/2024
香港時間(時) Hong Kong Time (Hour)
02/10/2024
LFSC
©香港天文台 Hong Kong Observatory

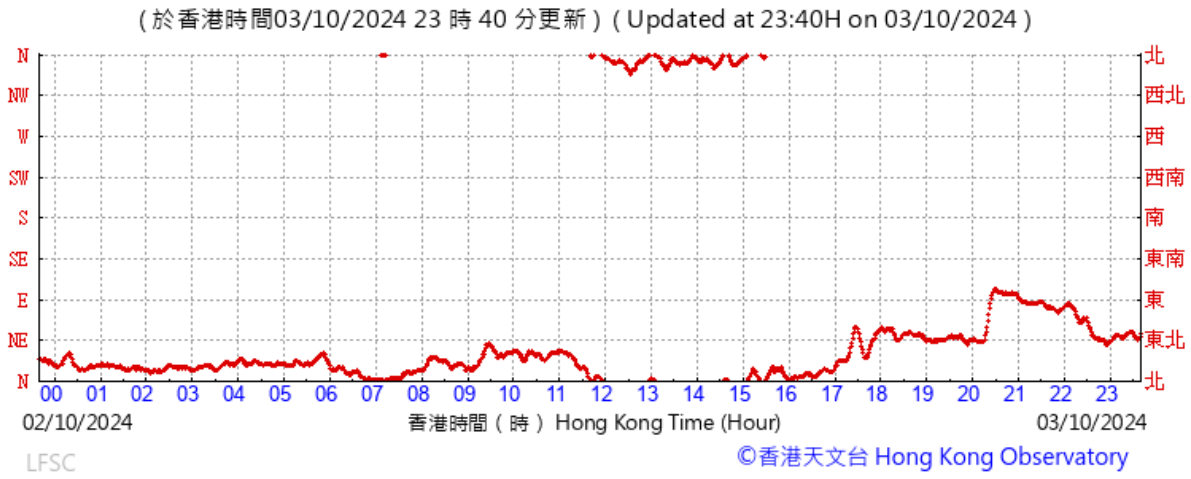
（於香港時間03/10/2024 23 時 40 分更新）（Updated at 23:40H on 03/10/2024）
N
NW
W
SW
S
SE
E
NE
N
北
西北
西
西南
南
東南
東
東北
北
00 01 02 03 04 05 06 07 08 09 10 11 12 13 14 15 16 17 18 19 20 21 22 23
02/10/2024
香港時間（時） Hong Kong Time (Hour)
03/10/2024
LFSC
©香港天文台 Hong Kong Observatory

（公里/小時）
（於香港時間03/10/2024 23 時 40 分更新）（Updated at 23:40H on 03/10/2024）
（km/h）
50
40
30
20
10
0
00 01 02 03 04 05 06 07 08 09 10 11 12 13 14 15 16 17 18 19 20 21 22 23
02/10/2024
香港時間（時） Hong Kong Time (Hour)
03/10/2024
LFSC
©香港天文台 Hong Kong Observatory

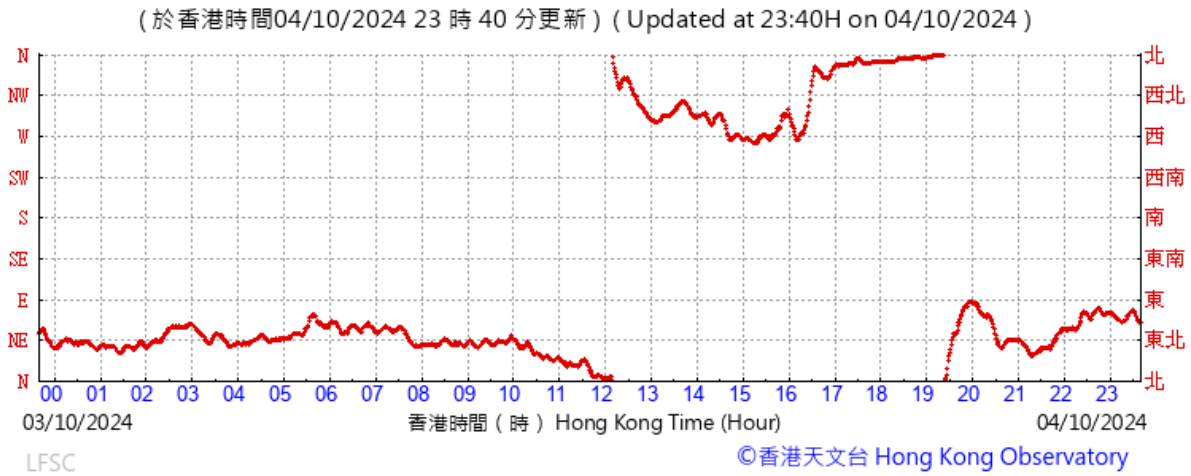
（於香港時間04/10/2024 23 時 40 分更新）（Updated at 23:40H on 04/10/2024）
N
NW
W
SW
S
SE
E
NE
N
北
西北
西
西南
南
東南
東
東北
北
00 01 02 03 04 05 06 07 08 09 10 11 12 13 14 15 16 17 18 19 20 21 22 23
03/10/2024
香港時間（時） Hong Kong Time (Hour)
04/10/2024
LFSC
©香港天文台 Hong Kong Observatory

（公里/小時）
（於香港時間04/10/2024 23 時 40 分更新）（Updated at 23:40H on 04/10/2024）
（km/h）
45
40
35
30
25
20
15
10
5
0
00 01 02 03 04 05 06 07 08 09 10 11 12 13 14 15 16 17 18 19 20 21 22 23
03/10/2024
香港時間（時） Hong Kong Time (Hour)
04/10/2024
LFSC
©香港天文台 Hong Kong Observatory

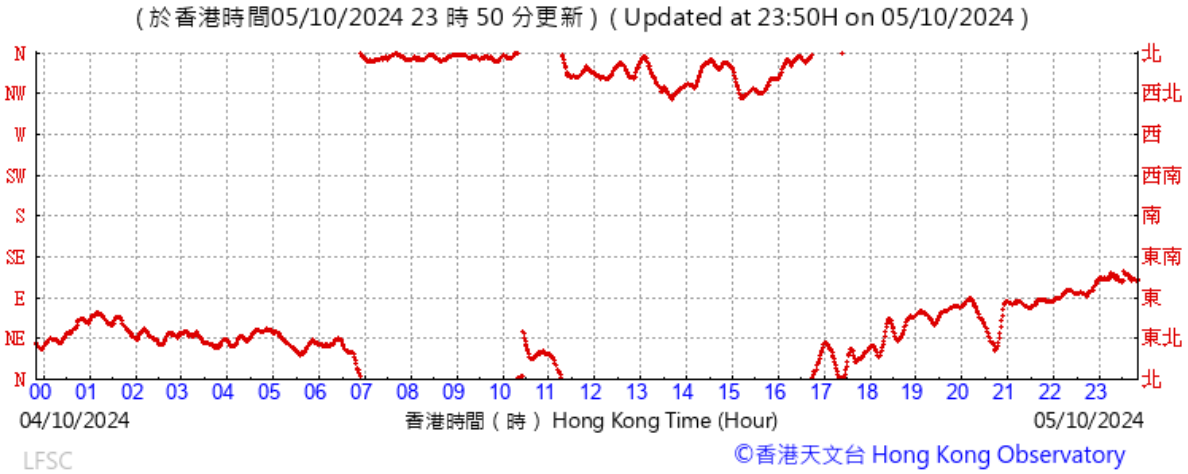
(於香港時間05/10/2024 23 時 50 分更新) (Updated at 23:50H on 05/10/2024)
N
NW
W
SW
S
SE
E
NE
N
北
西北
西
西南
南
東南
東
東北
北
00 01 02 03 04 05 06 07 08 09 10 11 12 13 14 15 16 17 18 19 20 21 22 23
04/10/2024
香港時間 (時) Hong Kong Time (Hour)
05/10/2024
LFSC
©香港天文台 Hong Kong Observatory

(公里/小時)
(於香港時間05/10/2024 23 時 50 分更新) (Updated at 23:50H on 05/10/2024)
(km/h)
35
30
25
20
15
10
5
0
00 01 02 03 04 05 06 07 08 09 10 11 12 13 14 15 16 17 18 19 20 21 22 23
04/10/2024
香港時間 (時) Hong Kong Time (Hour)
05/10/2024
LFSC
©香港天文台 Hong Kong Observatory

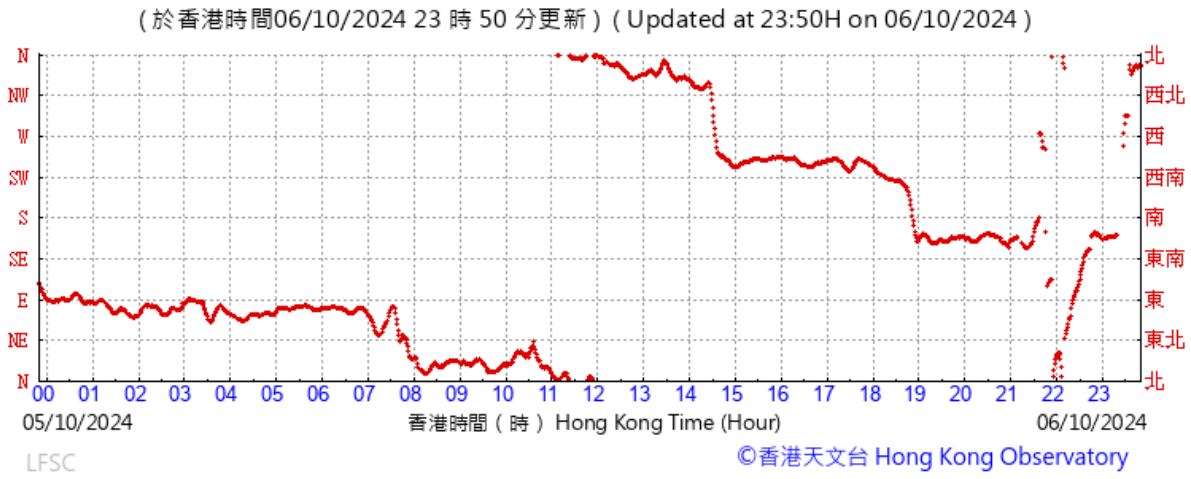
(於香港時間06/10/2024 23 時 50 分更新) (Updated at 23:50H on 06/10/2024)
N
NW
W
SW
S
SE
E
NE
N
北
西北
西
西南
南
東南
東
東北
北
00 01 02 03 04 05 06 07 08 09 10 11 12 13 14 15 16 17 18 19 20 21 22 23
05/10/2024
香港時間 (時) Hong Kong Time (Hour)
06/10/2024
LFSC
©香港天文台 Hong Kong Observatory

(公里/小時)
(於香港時間06/10/2024 23 時 50 分更新) (Updated at 23:50H on 06/10/2024)
(km/h)
40
35
30
25
20
15
10
5
0
00 01 02 03 04 05 06 07 08 09 10 11 12 13 14 15 16 17 18 19 20 21 22 23
05/10/2024
香港時間 (時) Hong Kong Time (Hour)
06/10/2024
LFSC
©香港天文台 Hong Kong Observatory

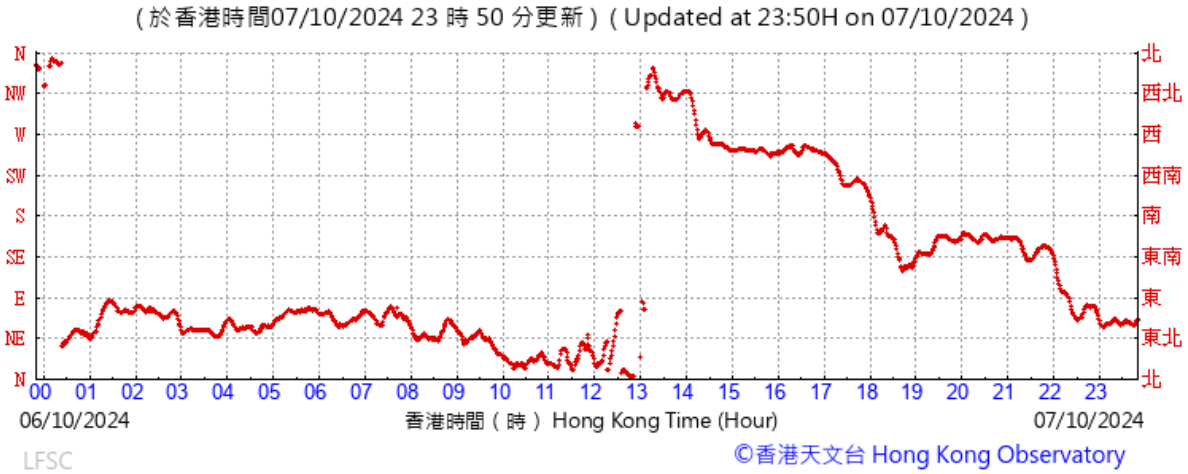
(於香港時間07/10/2024 23 時 50 分更新) (Updated at 23:50H on 07/10/2024)
N
NW
W
SW
S
SE
E
NE
N
北
西北
西
西南
南
東南
東
東北
北
00 01 02 03 04 05 06 07 08 09 10 11 12 13 14 15 16 17 18 19 20 21 22 23
06/10/2024
香港時間 (時) Hong Kong Time (Hour)
07/10/2024
LFSC
©香港天文台 Hong Kong Observatory

(公里/小時)
(於香港時間07/10/2024 23 時 50 分更新) (Updated at 23:50H on 07/10/2024)
(km/h)
40
35
30
25
20
15
10
5
0
00 01 02 03 04 05 06 07 08 09 10 11 12 13 14 15 16 17 18 19 20 21 22 23
06/10/2024
香港時間 (時) Hong Kong Time (Hour)
07/10/2024
LFSC
©香港天文台 Hong Kong Observatory

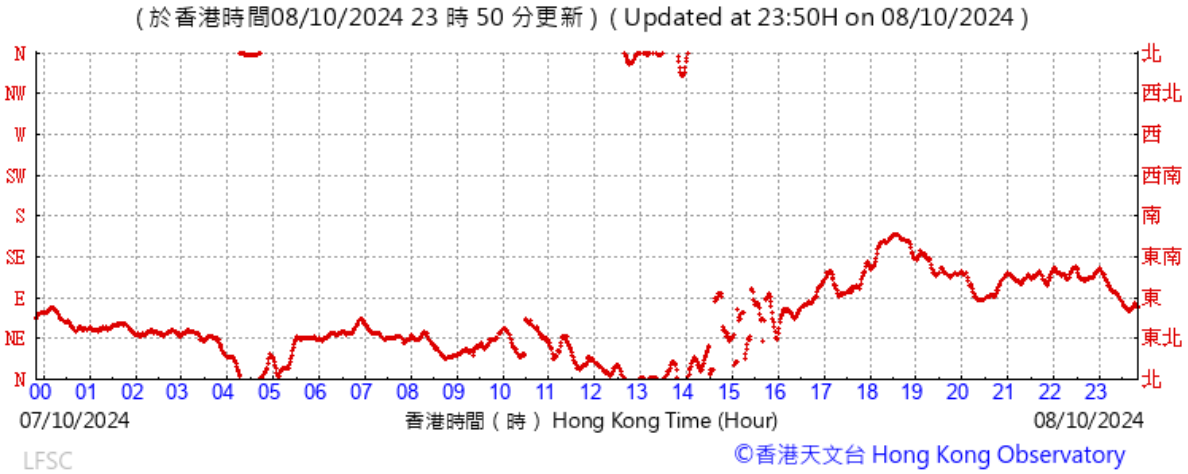
（於香港時間08/10/2024 23 時 50 分更新）（Updated at 23:50H on 08/10/2024）
N
NW
W
SW
S
SE
E
NE
N
北
西北
西
西南
南
東南
東
東北
北
00 01 02 03 04 05 06 07 08 09 10 11 12 13 14 15 16 17 18 19 20 21 22 23
07/10/2024
香港時間（時） Hong Kong Time (Hour)
08/10/2024
LFSC
©香港天文台 Hong Kong Observatory

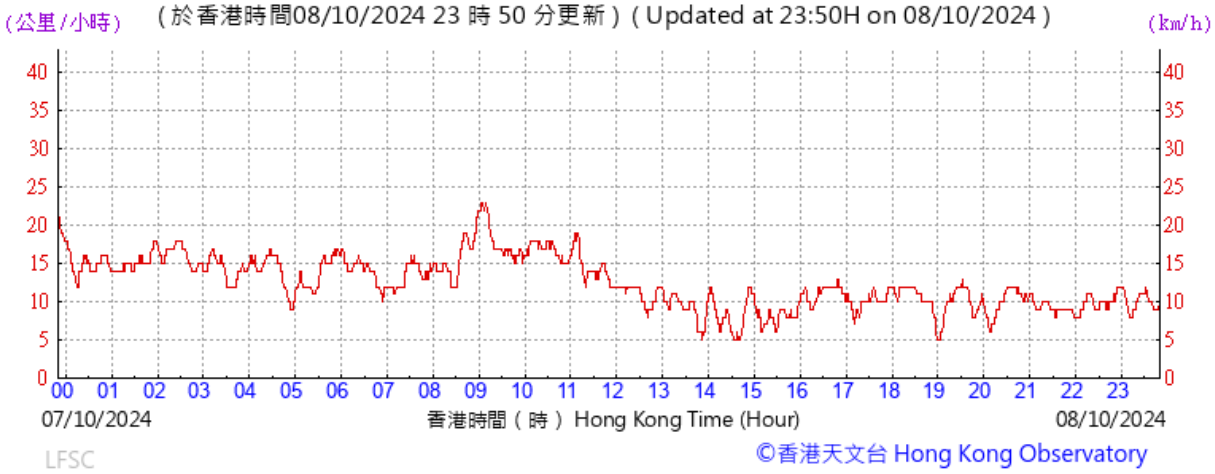
（公里/小時）
（於香港時間08/10/2024 23 時 50 分更新）（Updated at 23:50H on 08/10/2024）
(km/h)
40
35
30
25
20
15
10
5
0
00 01 02 03 04 05 06 07 08 09 10 11 12 13 14 15 16 17 18 19 20 21 22 23
07/10/2024
香港時間（時） Hong Kong Time (Hour)
08/10/2024
LFSC
©香港天文台 Hong Kong Observatory

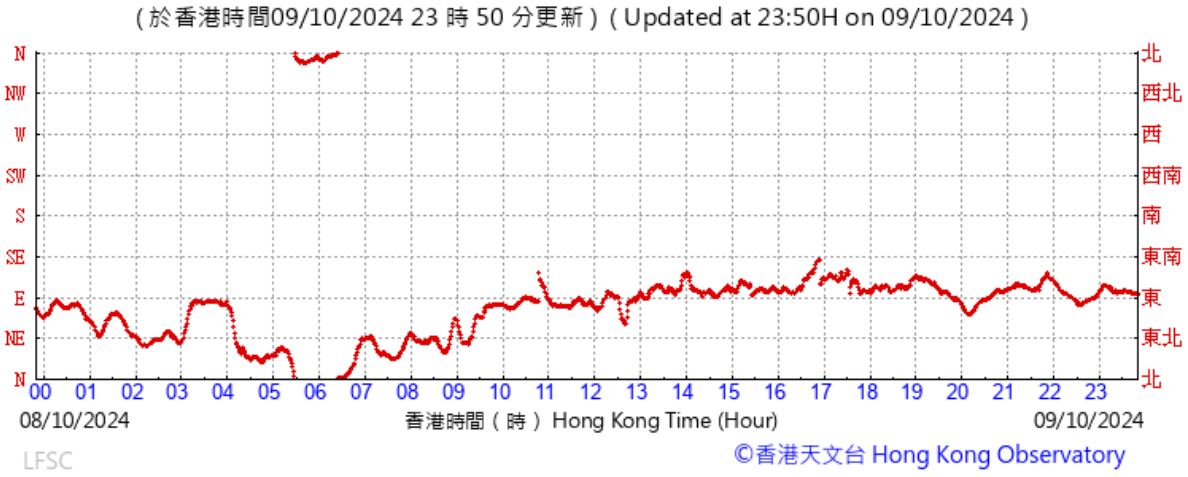
(於香港時間09/10/2024 23 時 50 分更新) (Updated at 23:50H on 09/10/2024)
N
NW
W
SW
S
SE
E
NE
N
北
西北
西
西南
南
東南
東
東北
北
00 01 02 03 04 05 06 07 08 09 10 11 12 13 14 15 16 17 18 19 20 21 22 23
08/10/2024
香港時間 (時) Hong Kong Time (Hour)
09/10/2024
LFSC
©香港天文台 Hong Kong Observatory

(公里/小時)
(於香港時間09/10/2024 23 時 50 分更新) (Updated at 23:50H on 09/10/2024)
(km/h)
40
35
30
25
20
15
10
5
0
00 01 02 03 04 05 06 07 08 09 10 11 12 13 14 15 16 17 18 19 20 21 22 23
08/10/2024
香港時間 (時) Hong Kong Time (Hour)
09/10/2024
LFSC
©香港天文台 Hong Kong Observatory

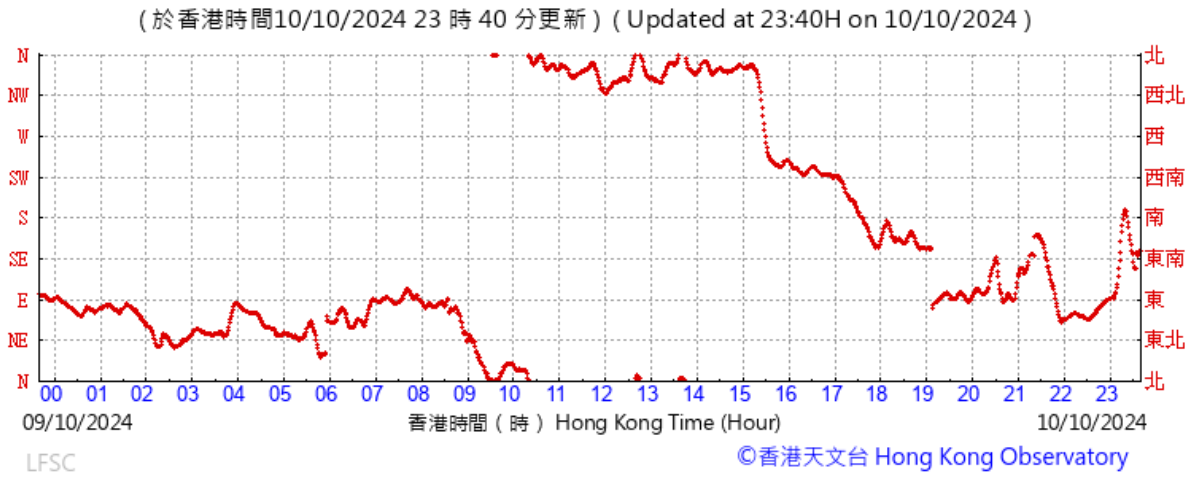
（於香港時間10/10/2024 23 時 40 分更新）（Updated at 23:40H on 10/10/2024）
N
NW
W
SW
S
SE
E
NE
N
北
西北
西
西南
南
東南
東
東北
北
00 01 02 03 04 05 06 07 08 09 10 11 12 13 14 15 16 17 18 19 20 21 22 23
09/10/2024
香港時間（時） Hong Kong Time (Hour)
10/10/2024
LFSC
©香港天文台 Hong Kong Observatory

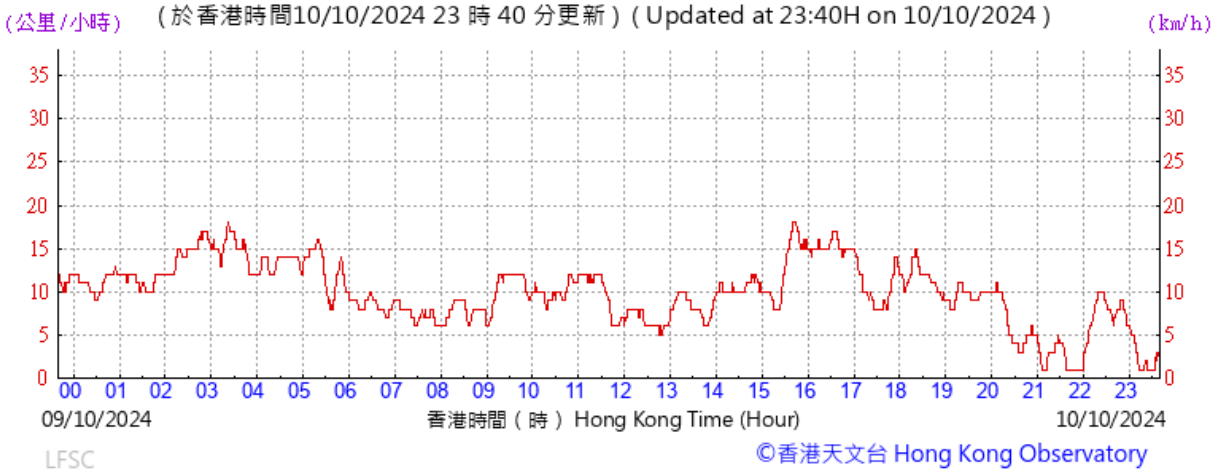
（公里/小時）
（於香港時間10/10/2024 23 時 40 分更新）（Updated at 23:40H on 10/10/2024）
（km/h）
35
30
25
20
15
10
5
0
00 01 02 03 04 05 06 07 08 09 10 11 12 13 14 15 16 17 18 19 20 21 22 23
09/10/2024
香港時間（時） Hong Kong Time (Hour)
10/10/2024
LFSC
©香港天文台 Hong Kong Observatory

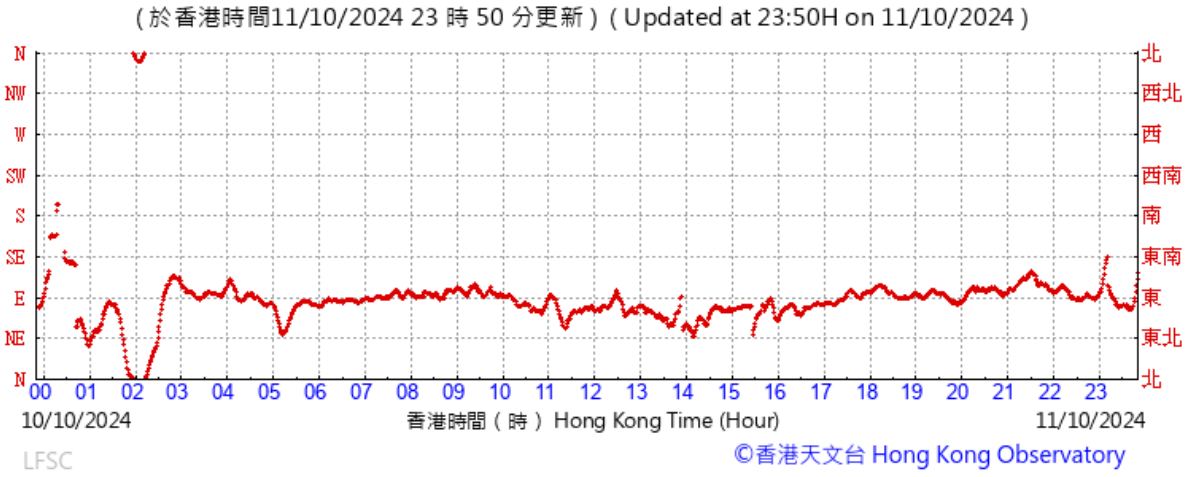
(於香港時間11/10/2024 23 時 50 分更新) (Updated at 23:50H on 11/10/2024)
N
NW
W
SW
S
SE
E
NE
N
北
西北
西
西南
南
東南
東
東北
北
00 01 02 03 04 05 06 07 08 09 10 11 12 13 14 15 16 17 18 19 20 21 22 23
10/10/2024
香港時間 (時) Hong Kong Time (Hour)
11/10/2024
LFSC
©香港天文台 Hong Kong Observatory

(公里/小時)
(於香港時間11/10/2024 23 時 50 分更新) (Updated at 23:50H on 11/10/2024)
(km/h)
40
35
30
25
20
15
10
5
0
00 01 02 03 04 05 06 07 08 09 10 11 12 13 14 15 16 17 18 19 20 21 22 23
10/10/2024
香港時間 (時) Hong Kong Time (Hour)
11/10/2024
LFSC
©香港天文台 Hong Kong Observatory

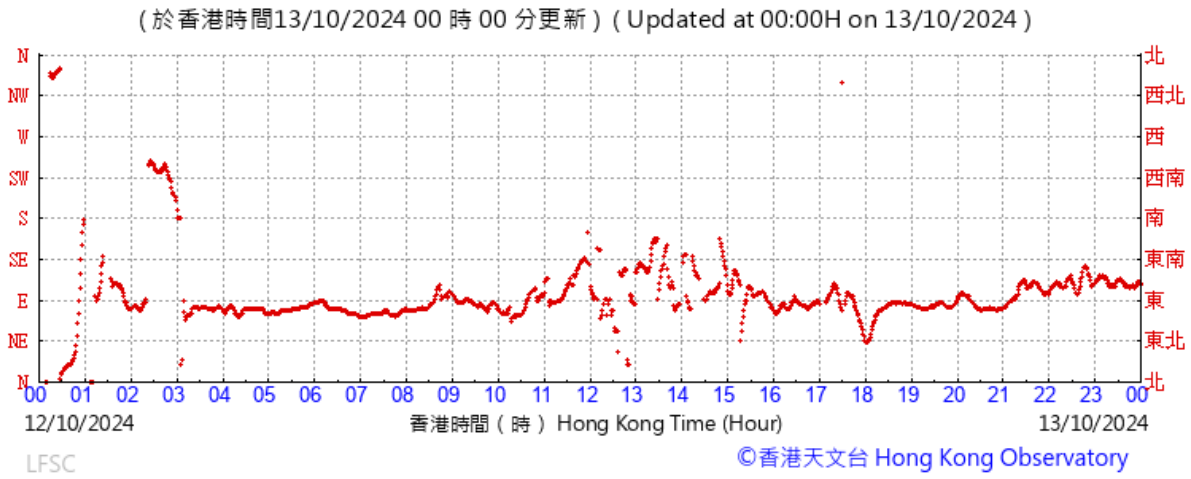
(於香港時間13/10/2024 00 時 00 分更新) (Updated at 00:00H on 13/10/2024)
N
NW
W
SW
S
SE
E
NE
N
北
西北
西
西南
南
東南
東
東北
北
00 01 02 03 04 05 06 07 08 09 10 11 12 13 14 15 16 17 18 19 20 21 22 23 00
12/10/2024
香港時間 (時) Hong Kong Time (Hour)
13/10/2024
LFSC
©香港天文台 Hong Kong Observatory

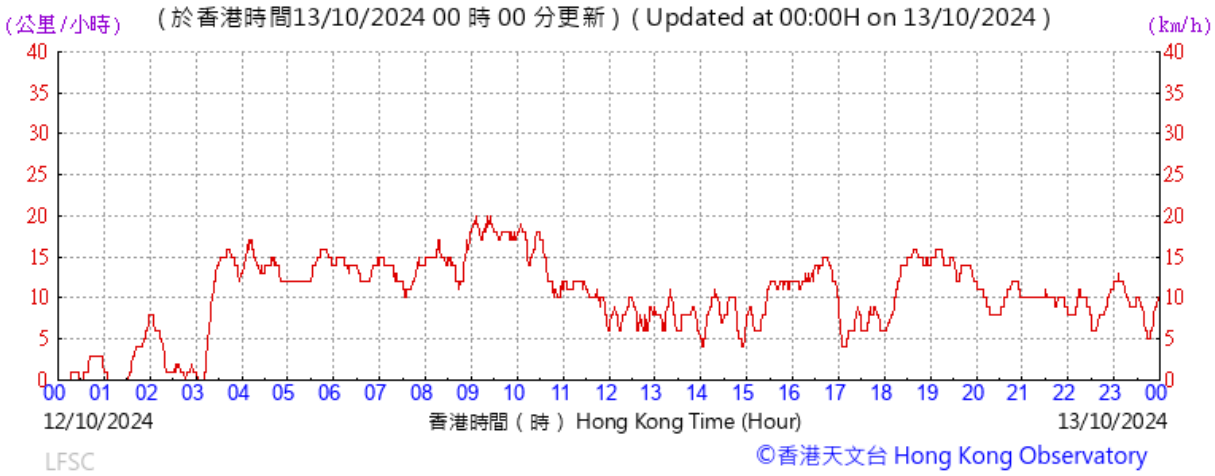
(公里/小時)
(於香港時間13/10/2024 00 時 00 分更新) (Updated at 00:00H on 13/10/2024)
(km/h)
40
35
30
25
20
15
10
5
0
00 01 02 03 04 05 06 07 08 09 10 11 12 13 14 15 16 17 18 19 20 21 22 23 00
12/10/2024
香港時間 (時) Hong Kong Time (Hour)
13/10/2024
LFSC
©香港天文台 Hong Kong Observatory

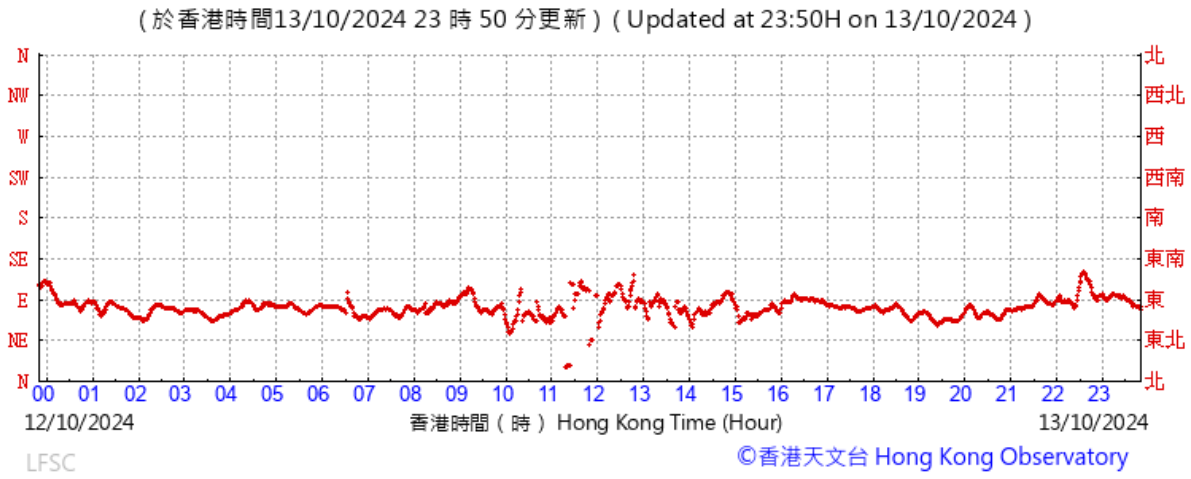
(於香港時間13/10/2024 23 時 50 分更新) (Updated at 23:50H on 13/10/2024)
N
NW
W
SW
S
SE
E
NE
N
北
西北
西
西南
南
東南
東
東北
北
00 01 02 03 04 05 06 07 08 09 10 11 12 13 14 15 16 17 18 19 20 21 22 23
12/10/2024
香港時間 (時) Hong Kong Time (Hour)
13/10/2024
LFSC
©香港天文台 Hong Kong Observatory

(公里/小時)
(於香港時間13/10/2024 23 時 50 分更新) (Updated at 23:50H on 13/10/2024)
(km/h)
40
35
30
25
20
15
10
5
0
00 01 02 03 04 05 06 07 08 09 10 11 12 13 14 15 16 17 18 19 20 21 22 23
12/10/2024
香港時間 (時) Hong Kong Time (Hour)
13/10/2024
LFSC
©香港天文台 Hong Kong Observatory

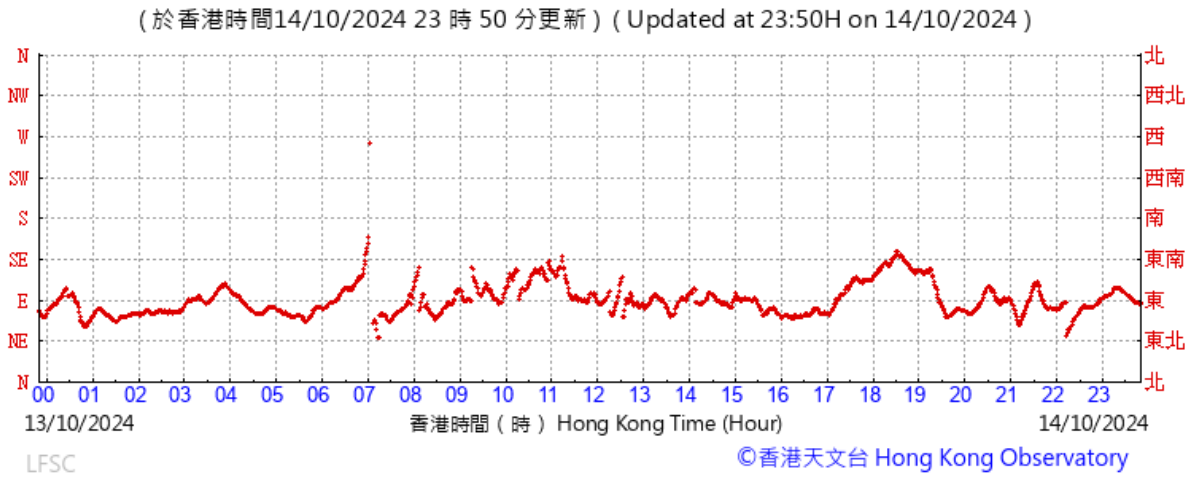
(於香港時間14/10/2024 23 時 50 分更新) (Updated at 23:50H on 14/10/2024)
N
NW
W
SW
S
SE
E
NE
N
北
西北
西
西南
南
東南
東
東北
北
00 01 02 03 04 05 06 07 08 09 10 11 12 13 14 15 16 17 18 19 20 21 22 23
13/10/2024
香港時間 (時) Hong Kong Time (Hour)
14/10/2024
LFSC
©香港天文台 Hong Kong Observatory

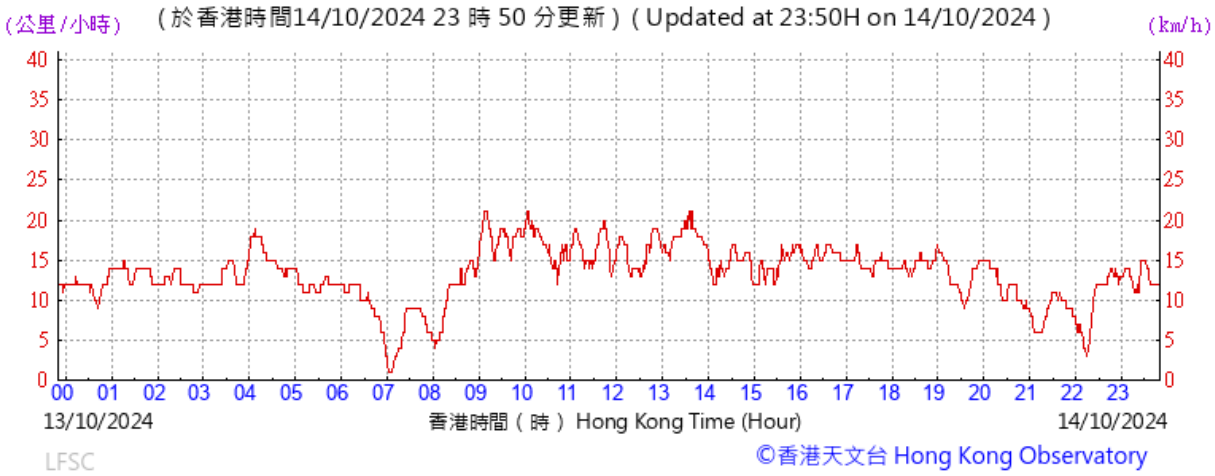
(公里/小時)
(於香港時間14/10/2024 23 時 50 分更新) (Updated at 23:50H on 14/10/2024)
(km/h)
40
35
30
25
20
15
10
5
0
00 01 02 03 04 05 06 07 08 09 10 11 12 13 14 15 16 17 18 19 20 21 22 23
13/10/2024
香港時間 (時) Hong Kong Time (Hour)
14/10/2024
LFSC
©香港天文台 Hong Kong Observatory

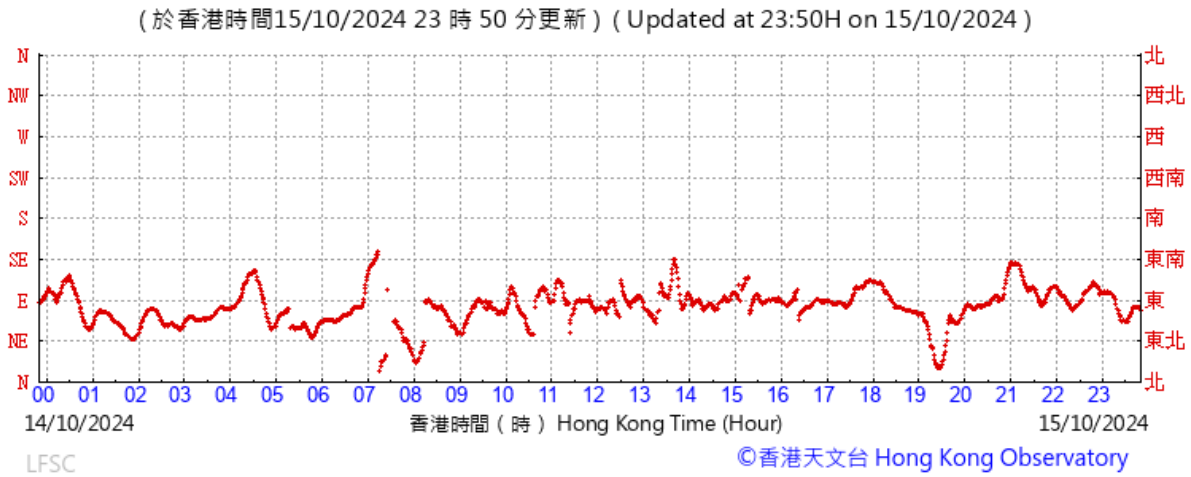
(於香港時間15/10/2024 23 時 50 分更新) (Updated at 23:50H on 15/10/2024)
N
NW
W
SW
S
SE
E
NE
N
北
西北
西
西南
南
東南
東
東北
北
00 01 02 03 04 05 06 07 08 09 10 11 12 13 14 15 16 17 18 19 20 21 22 23
14/10/2024
香港時間 (時) Hong Kong Time (Hour)
15/10/2024
LFSC
©香港天文台 Hong Kong Observatory

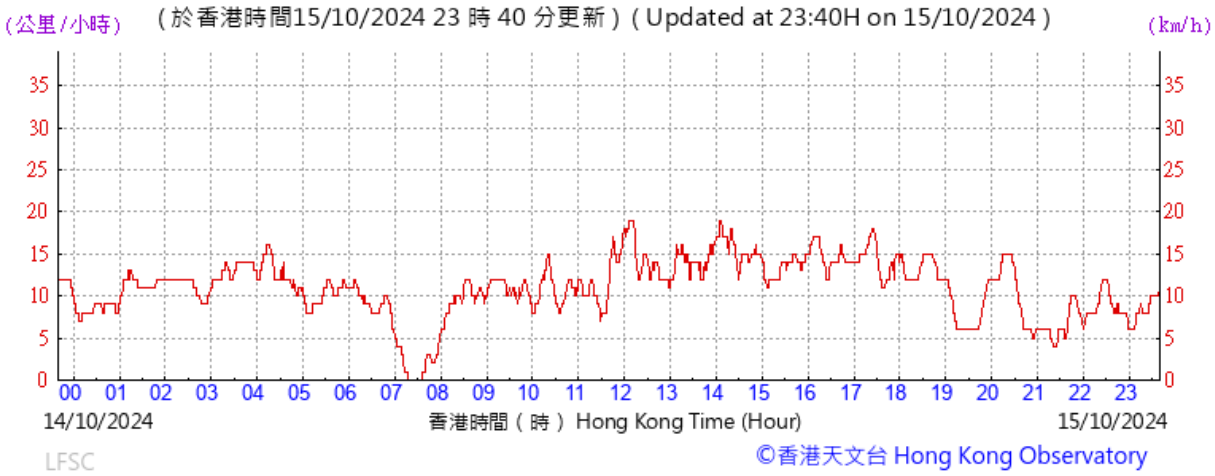
(公里/小時)
(於香港時間15/10/2024 23 時 40 分更新) (Updated at 23:40H on 15/10/2024)
(km/h)
35
30
25
20
15
10
5
0
00 01 02 03 04 05 06 07 08 09 10 11 12 13 14 15 16 17 18 19 20 21 22 23
14/10/2024
香港時間 (時) Hong Kong Time (Hour)
15/10/2024
LFSC
©香港天文台 Hong Kong Observatory

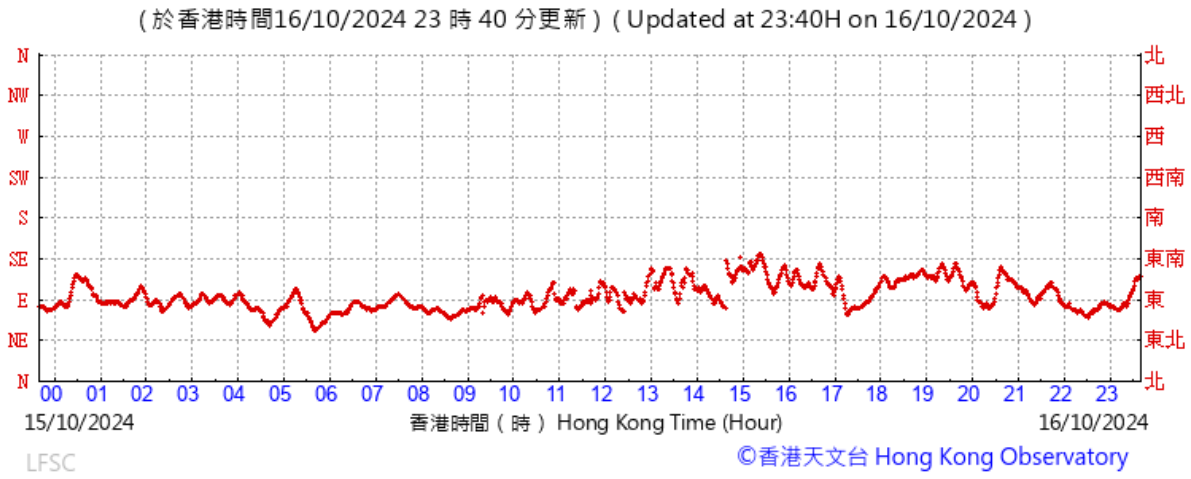
（於香港時間16/10/2024 23 時 40 分更新）（Updated at 23:40H on 16/10/2024）
N
NW
W
SW
S
SE
E
NE
N
北
西北
西
西南
南
東南
東
東北
北
00 01 02 03 04 05 06 07 08 09 10 11 12 13 14 15 16 17 18 19 20 21 22 23
15/10/2024
香港時間（時）Hong Kong Time (Hour)
16/10/2024
LFSC
©香港天文台 Hong Kong Observatory

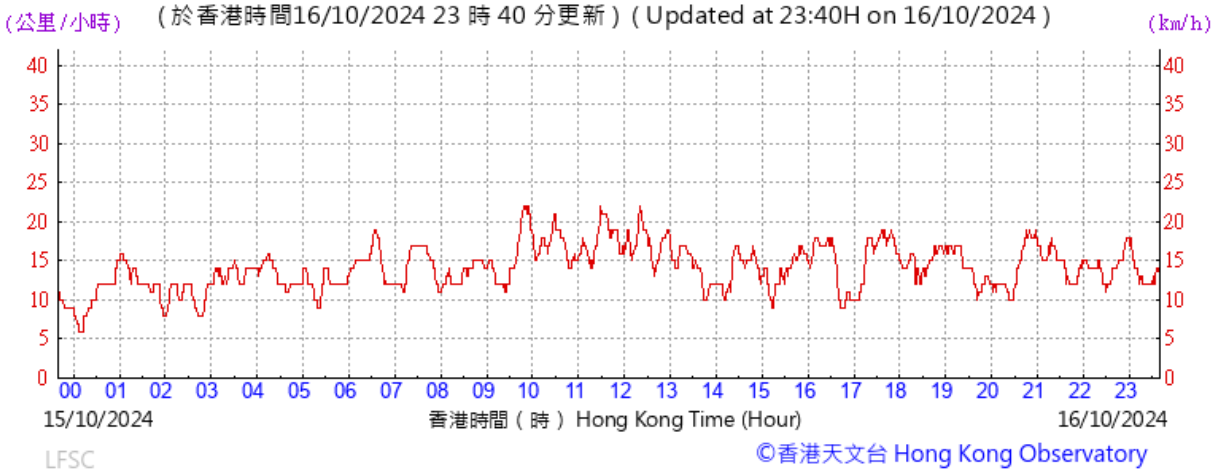
（公里/小時）
（於香港時間16/10/2024 23 時 40 分更新）（Updated at 23:40H on 16/10/2024）
（km/h）
40
35
30
25
20
15
10
5
0
00 01 02 03 04 05 06 07 08 09 10 11 12 13 14 15 16 17 18 19 20 21 22 23
15/10/2024
香港時間（時）Hong Kong Time (Hour)
16/10/2024
LFSC
©香港天文台 Hong Kong Observatory

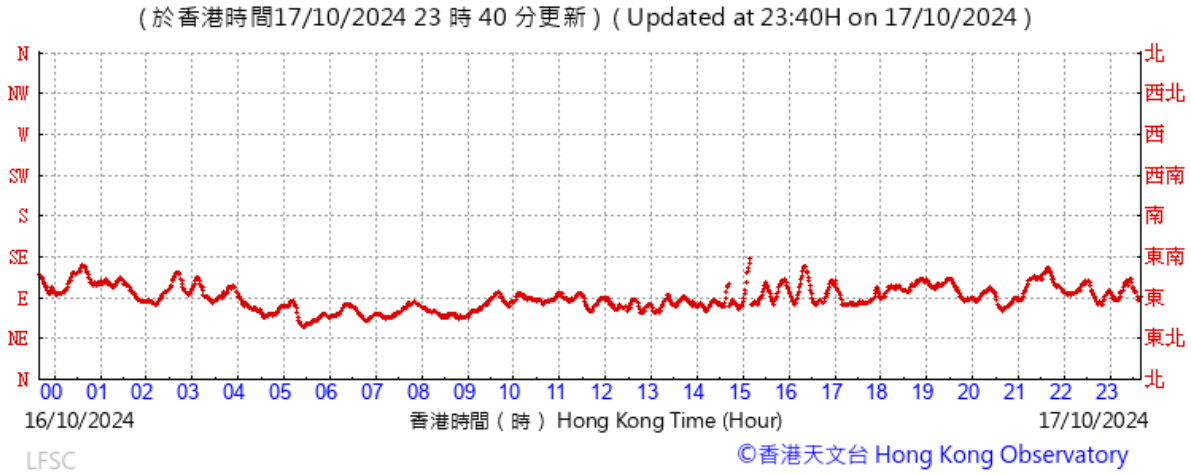
(於香港時間17/10/2024 23 時 40 分更新) (Updated at 23:40H on 17/10/2024)
N
NW
W
SW
S
SE
E
NE
N
北
西北
西
西南
南
東南
東
東北
北
00 01 02 03 04 05 06 07 08 09 10 11 12 13 14 15 16 17 18 19 20 21 22 23
16/10/2024
香港時間 (時) Hong Kong Time (Hour)
17/10/2024
LFSC
©香港天文台 Hong Kong Observatory

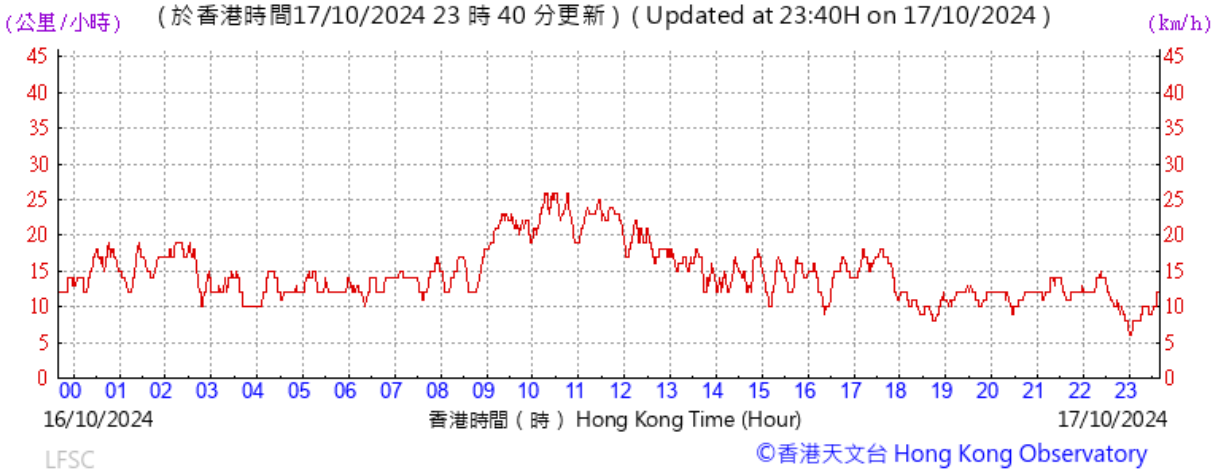
(公里/小時)
(km/h)
(於香港時間17/10/2024 23 時 40 分更新) (Updated at 23:40H on 17/10/2024)
45
40
35
30
25
20
15
10
5
0
00 01 02 03 04 05 06 07 08 09 10 11 12 13 14 15 16 17 18 19 20 21 22 23
16/10/2024
香港時間 (時) Hong Kong Time (Hour)
17/10/2024
LFSC
©香港天文台 Hong Kong Observatory

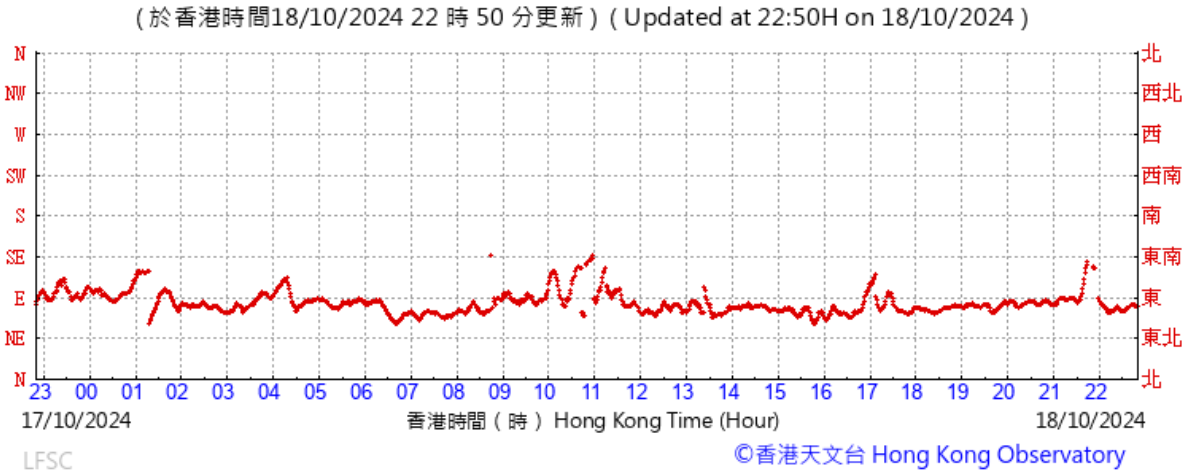
(於香港時間18/10/2024 22 時 50 分更新) (Updated at 22:50H on 18/10/2024)
N
NW
W
SW
S
SE
E
NE
N
北
西北
西
西南
南
東南
東
東北
北
23 00 01 02 03 04 05 06 07 08 09 10 11 12 13 14 15 16 17 18 19 20 21 22
17/10/2024
香港時間 (時) Hong Kong Time (Hour)
18/10/2024
LFSC
©香港天文台 Hong Kong Observatory

(公里/小時)
(於香港時間18/10/2024 22 時 50 分更新) (Updated at 22:50H on 18/10/2024)
(km/h)
35
30
25
20
15
10
5
0
23 00 01 02 03 04 05 06 07 08 09 10 11 12 13 14 15 16 17 18 19 20 21 22
17/10/2024
香港時間 (時) Hong Kong Time (Hour)
18/10/2024
LFSC
©香港天文台 Hong Kong Observatory

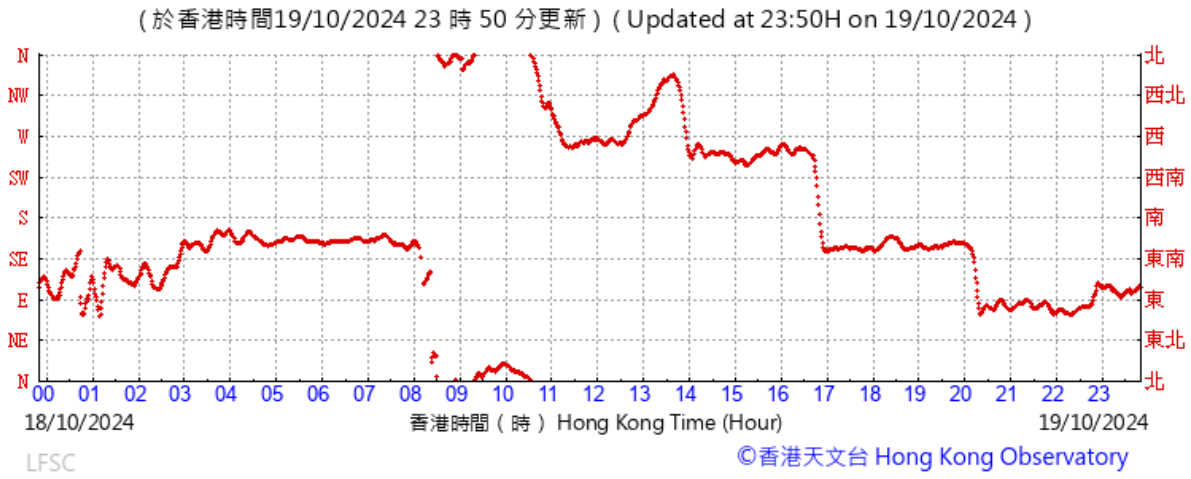
(於香港時間19/10/2024 23 時 50 分更新) (Updated at 23:50H on 19/10/2024)
N
NW
W
SW
S
SE
E
NE
N
北
西北
西
西南
南
東南
東
東北
北
00 01 02 03 04 05 06 07 08 09 10 11 12 13 14 15 16 17 18 19 20 21 22 23
18/10/2024
香港時間 (時) Hong Kong Time (Hour)
19/10/2024
LFSC
©香港天文台 Hong Kong Observatory

(公里/小時)
(於香港時間19/10/2024 23 時 50 分更新) (Updated at 23:50H on 19/10/2024)
(km/h)
35
30
25
20
15
10
5
0
00 01 02 03 04 05 06 07 08 09 10 11 12 13 14 15 16 17 18 19 20 21 22 23
18/10/2024
香港時間 (時) Hong Kong Time (Hour)
19/10/2024
LFSC
©香港天文台 Hong Kong Observatory

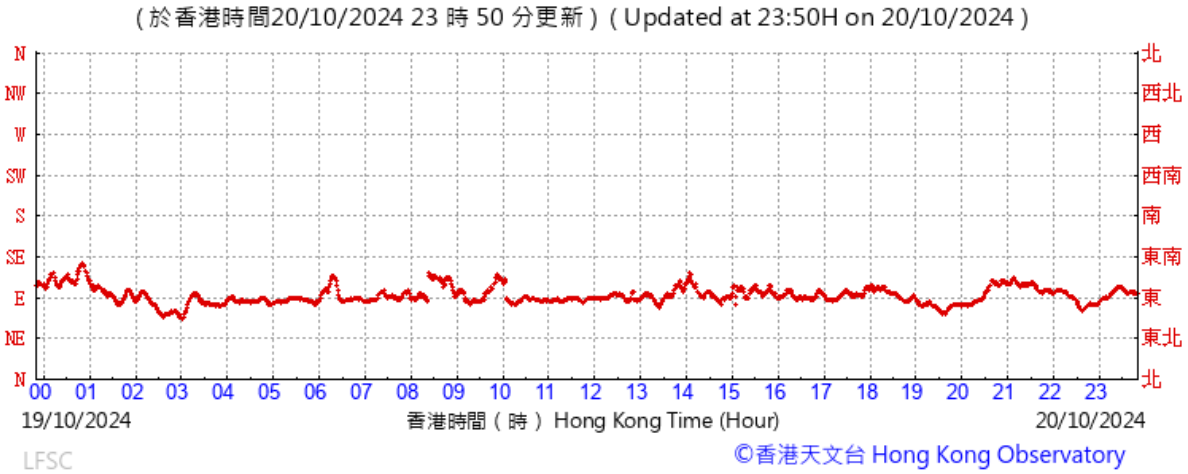
（於香港時間20/10/2024 23 時 50 分更新）（Updated at 23:50H on 20/10/2024）
N
NW
W
SW
S
SE
E
NE
N
北
西北
西
西南
南
東南
東
東北
北
00 01 02 03 04 05 06 07 08 09 10 11 12 13 14 15 16 17 18 19 20 21 22 23
19/10/2024
香港時間（時）Hong Kong Time (Hour)
20/10/2024
LFSC
©香港天文台 Hong Kong Observatory

（公里/小時）
（於香港時間20/10/2024 23 時 50 分更新）（Updated at 23:50H on 20/10/2024）
（km/h）
50
40
30
20
10
0
00 01 02 03 04 05 06 07 08 09 10 11 12 13 14 15 16 17 18 19 20 21 22 23
19/10/2024
香港時間（時）Hong Kong Time (Hour)
20/10/2024
LFSC
©香港天文台 Hong Kong Observatory

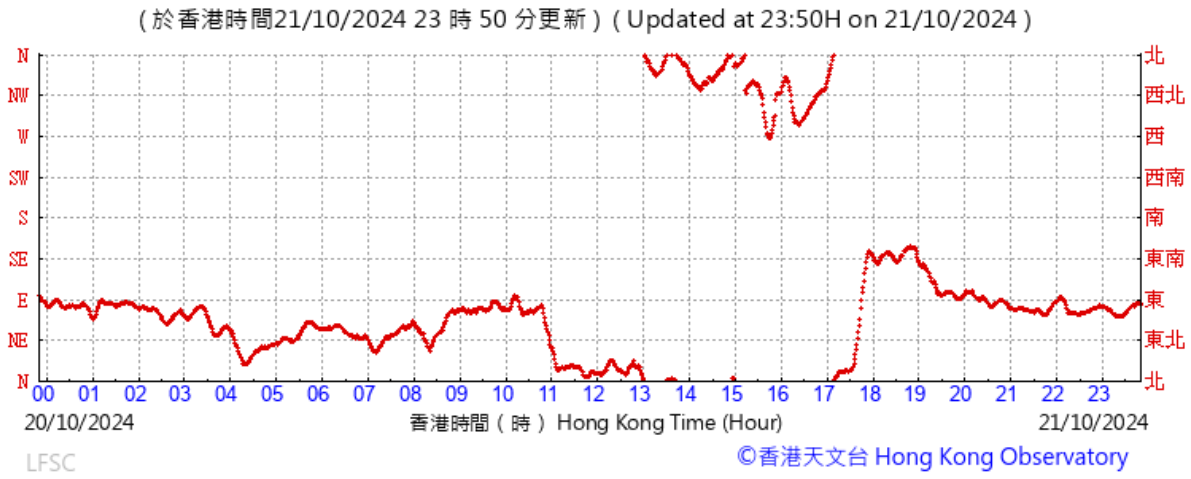
(於香港時間21/10/2024 23 時 50 分更新) (Updated at 23:50H on 21/10/2024)
N
NW
W
SW
S
SE
E
NE
N
北
西北
西
西南
南
東南
東
東北
北
00 01 02 03 04 05 06 07 08 09 10 11 12 13 14 15 16 17 18 19 20 21 22 23
20/10/2024
香港時間 (時) Hong Kong Time (Hour)
21/10/2024
LFSC
©香港天文台 Hong Kong Observatory

(公里/小時)
(於香港時間21/10/2024 23 時 50 分更新) (Updated at 23:50H on 21/10/2024)
(km/h)
40
35
30
25
20
15
10
5
0
00 01 02 03 04 05 06 07 08 09 10 11 12 13 14 15 16 17 18 19 20 21 22 23
20/10/2024
香港時間 (時) Hong Kong Time (Hour)
21/10/2024
LFSC
©香港天文台 Hong Kong Observatory

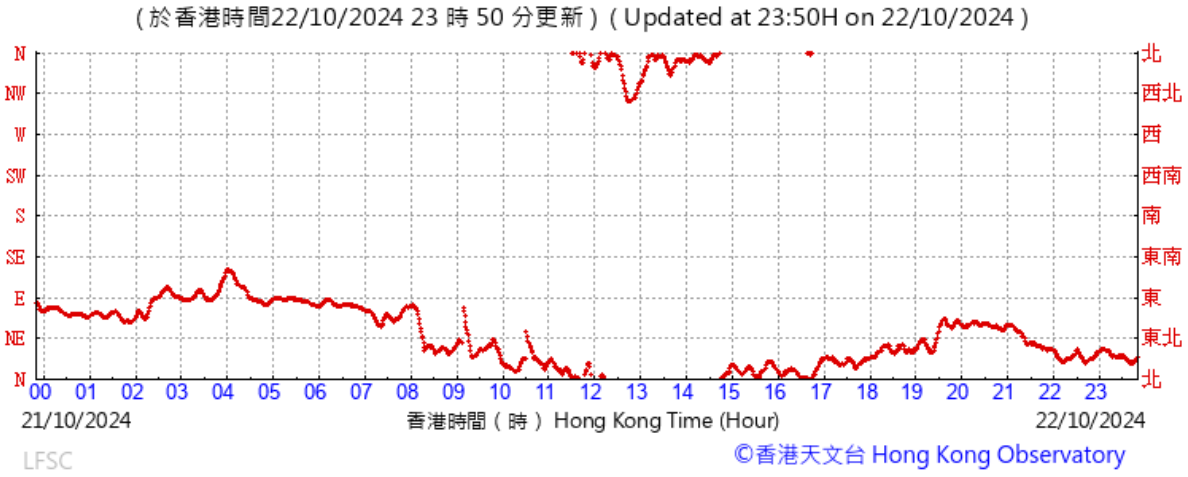
(於香港時間22/10/2024 23 時 50 分更新) (Updated at 23:50H on 22/10/2024)
N
NW
W
SW
S
SE
E
NE
N
北
西北
西
西南
南
東南
東
東北
北
00 01 02 03 04 05 06 07 08 09 10 11 12 13 14 15 16 17 18 19 20 21 22 23
21/10/2024
香港時間 (時) Hong Kong Time (Hour)
22/10/2024
LFSC
©香港天文台 Hong Kong Observatory

(公里/小時)
(於香港時間22/10/2024 23 時 50 分更新) (Updated at 23:50H on 22/10/2024)
(km/h)
50
40
30
20
10
0
00 01 02 03 04 05 06 07 08 09 10 11 12 13 14 15 16 17 18 19 20 21 22 23
21/10/2024
香港時間 (時) Hong Kong Time (Hour)
22/10/2024
LFSC
©香港天文台 Hong Kong Observatory

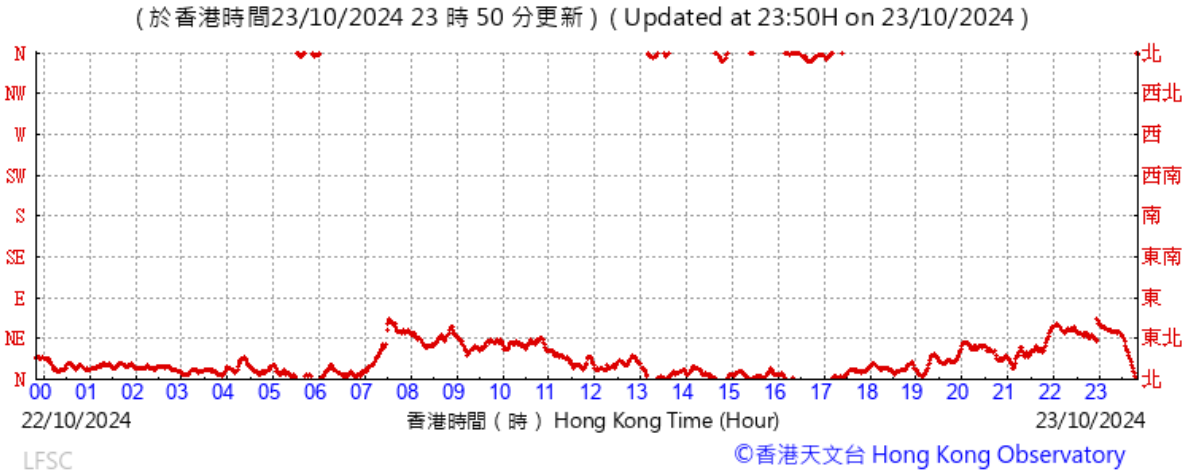
(於香港時間23/10/2024 23 時 50 分更新) (Updated at 23:50H on 23/10/2024)
N
NW
W
SW
S
SE
E
NE
N
北
西北
西
西南
南
東南
東
東北
北
00 01 02 03 04 05 06 07 08 09 10 11 12 13 14 15 16 17 18 19 20 21 22 23
22/10/2024
香港時間(時) Hong Kong Time (Hour)
23/10/2024
LFSC
©香港天文台 Hong Kong Observatory

(公里/小時)
(於香港時間23/10/2024 23 時 50 分更新) (Updated at 23:50H on 23/10/2024)
(km/h)
50
40
30
20
10
0
00 01 02 03 04 05 06 07 08 09 10 11 12 13 14 15 16 17 18 19 20 21 22 23
22/10/2024
香港時間(時) Hong Kong Time (Hour)
23/10/2024
LFSC
©香港天文台 Hong Kong Observatory

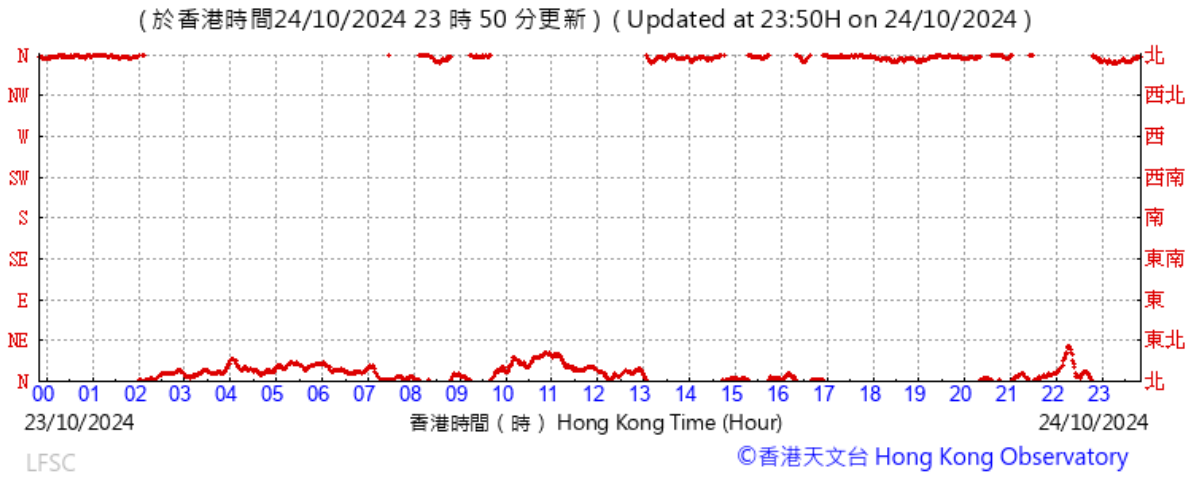
(於香港時間24/10/2024 23 時 50 分更新) (Updated at 23:50H on 24/10/2024)
N
NW
W
SW
S
SE
E
NE
N
北
西北
西
西南
南
東南
東
東北
北
00 01 02 03 04 05 06 07 08 09 10 11 12 13 14 15 16 17 18 19 20 21 22 23
23/10/2024
香港時間 (時) Hong Kong Time (Hour)
24/10/2024
LFSC
©香港天文台 Hong Kong Observatory

(公里/小時)
(於香港時間24/10/2024 23 時 50 分更新) (Updated at 23:50H on 24/10/2024)
(km/h)
50
40
30
20
10
0
00 01 02 03 04 05 06 07 08 09 10 11 12 13 14 15 16 17 18 19 20 21 22 23
23/10/2024
香港時間 (時) Hong Kong Time (Hour)
24/10/2024
LFSC
©香港天文台 Hong Kong Observatory

Appendix 6 Quality Control Summary Table

acumen

Acumen Laboratory and Testing Limited
Flat/Rm D, 12/F, Ford Glory Plaza, Nos. 37-39 Wing Hong Street, Cheung Sha Wan, Kowloon, Hong Kong
Tel: (852) 2333 6823 Fax: (852) 2333 1316

Appendix - Quality Control Summary Table

Project Name: Service Contract No. WD/03/2023 Hung Shui Kiu/Ha Tsuen New Development Area Second Phase Development - Environmental Team

		Method Blank Report		Duplicate Report			Sample Spike Report		Pass / Fail
		MDL	Result	Original Result	Duplicate Result	RPD	Spike concentration	Spike Recovery	
Sampling Date	Job No. / Unit	mg/L	mg/L	mg/L	mg/L	%	mg/L	%	/
16/09/2024	R241973	0.22	0.08	5.06	5.31	-4.82	10	95.0	Pass
16/09/2024	R241973	0.22	0.09	3.36	3.54	-5.22	10	94.6	Pass
18/09/2024	R241974	0.22	0.10	4.14	4.01	3.19	10	94.5	Pass
18/09/2024	R241974	0.22	0.09	3.44	3.31	4.15	10	95.7	Pass
20/09/2024	R241997	0.22	0.09	3.71	3.89	-4.74	10	92.5	Pass
20/09/2024	R241997	0.22	0.11	3.95	3.83	3.08	10	94.3	Pass
23/09/2024	R241998	0.22	0.07	3.30	3.16	4.33	10	95.3	Pass
23/09/2024	R241998	0.22	0.10	4.75	4.50	5.41	10	94.5	Pass
25/09/2024	R241999	0.22	0.10	3.63	3.83	-5.36	10	95.2	Pass
25/09/2024	R241999	0.22	0.09	4.90	4.69	4.38	10	93.6	Pass
27/09/2024	R242000	0.22	0.11	3.64	3.45	5.36	10	96.1	Pass
27/09/2024	R242000	0.22	0.07	4.69	4.48	4.58	10	95.4	Pass
30/09/2024	R242070	0.22	0.10	3.16	3.26	-3.12	10	93.5	Pass
30/09/2024	R242070	0.22	0.11	4.11	4.36	-5.90	10	94.1	Pass

ALS Technichem (HK) Pty Ltd

ALS Laboratory Group

ANALYTICAL CHEMISTRY & TESTING SERVICES

HOKLAS 066 TEST

CERTIFICATE OF ANALYSIS

Client	: AURECON HONG KONG LIMITED	Laboratory	: ALS Technichem (HK) Pty Ltd	Page	: 1 of 5
Contact	: JOE HO	Contact	: Richard Fung	Work Order	: HK2439897
Address	: UNIT 1608, 16/F, TOWER B, MANULIFE FINANCIAL CENTRE, 223-231 WAI YIP STREET, KWUN TONG, HONG KONG	Address	: 11/F., Chung Shun Knitting Centre, 1 - 3 Wing Yip Street, Kwai Chung, N.T., Hong Kong		
E-mail	: Joe.Ho@aurecongroup.com	E-mail	: richard.fung@alsglobal.com		
Telephone	: ----	Telephone	: +852 2610 1044		
Facsimile	: ----	Facsimile	: +852 2610 2021		
Project	: SERVICE CONTRACT NO. WD/03/2023 HUNG SHUI KIU/HA TSEUN NEW DEVELOPMENT AREA SECOND PHASE DEVELOPMENT - ENVIRONMENTAL TEAM			Date received	: 03-Oct-2024
Order number	: —	Quote number	: HKE/2207/2024	Date of issue	: 14-Oct-2024
C-O-C number	: —			No. of samples	- Received : 32
Site	: —				- Analysed : 32

This report may not be reproduced except with prior written approval from the testing laboratory. Hong Kong Accreditation Service (HKAS) has accredited this laboratory, ALS Technichem (HK) Pty Ltd (Reg. No. HOKLAS 066) under Hong Kong Laboratory Accreditation Scheme (HOKLAS) for specific laboratory activities as listed in the HOKLAS Directory of Accredited Laboratories.

This document has been signed by those names that appear on this report and are the authorised signatories.

Signatory	Position	Authorised results for:
Lin Wai Yu , Iris	Assistant Manager - Inorganics	Inorganics

Laboratory Duplicate (DUP) Report

In the Laboratory Duplicate (DUP) report, RPD (%) of sample duplicate reporting "0.0" denotes that the difference between unrounded results of the sample and its duplicate analyses is less than the value of the limit of reporting of the specific testing. The RPD (%) meets the quality control requirement of the corresponding testing procedure.

Matrix: **WATER**

Laboratory sample ID	Sample ID	Method: Compound	CAS Number	Laboratory Duplicate (DUP) Report: LOR	Unit	Original Result	Duplicate Result	RPD (%)
EA/ED: Physical and Aggregate Properties (QC Lot: 6101114)								
HK2439897-001	U3a Original	EA025: Suspended Solids (SS)	----	0.5	mg/L	2.2	2.5	13.3
HK2439897-011	TS2a Original	EA025: Suspended Solids (SS)	----	0.5	mg/L	28.8	28.3	1.9
EA/ED: Physical and Aggregate Properties (QC Lot: 6101115)								
HK2439897-021	LFS Original	EA025: Suspended Solids (SS)	----	0.5	mg/L	6.6	7.1	7.7
HK2439897-031	D6a Original	EA025: Suspended Solids (SS)	----	0.5	mg/L	5.8	6.4	10.8

Method Blank (MB), Laboratory Control Spike (LCS) and Laboratory Control Spike Duplicate (DCS) Report

Matrix: **WATER**

Method: Compound	CAS Number	Method Blank (MB) Report: LOR	Unit	Result	Laboratory Control Spike (LCS) and Laboratory Control Spike Duplicate (DCS) Report: Spike Concentration	Spike Recovery (%): LCS	DCS	Recovery Limits (%): Low	High	RPDs (%): Value	Control Limit
EA/ED: Physical and Aggregate Properties (QCLot: 6101114)											
EA025: Suspended Solids (SS)	----	0.5	mg/L	<0.5	20 mg/L	89.5	----	87.3	113	----	----
EA/ED: Physical and Aggregate Properties (QCLot: 6101115)											
EA025: Suspended Solids (SS)	----	0.5	mg/L	<0.5	20 mg/L	91.5	----	87.3	113	----	----

Matrix Spike (MS) and Matrix Spike Duplicate (MSD) Report

- **No Matrix Spike (MS) or Matrix Spike Duplicate (MSD) Results are required to be reported.**

ALS Technichem (HK) Pty Ltd

ALS Laboratory Group

ANALYTICAL CHEMISTRY & TESTING SERVICES

HOKLAS 066 TEST

CERTIFICATE OF ANALYSIS

Client	: AURECON HONG KONG LIMITED	Laboratory	: ALS Technichem (HK) Pty Ltd	Page	: 1 of 5
Contact	: JOE HO	Contact	: Richard Fung	Work Order	: HK2440040
Address	: UNIT 1608, 16/F, TOWER B, MANULIFE FINANCIAL CENTRE, 223-231 WAI YIP STREET, KWUN TONG, HONG KONG	Address	: 11/F., Chung Shun Knitting Centre, 1 - 3 Wing Yip Street, Kwai Chung, N.T., Hong Kong		
E-mail	: Joe.Ho@aurecongroup.com	E-mail	: richard.fung@alsglobal.com		
Telephone	: ----	Telephone	: +852 2610 1044		
Facsimile	: ----	Facsimile	: +852 2610 2021		
Project	: SERVICE CONTRACT NO. WD/03/2023 HUNG SHUI KIU/HA TSEUN NEW DEVELOPMENT AREA SECOND PHASE DEVELOPMENT - ENVIRONMENTAL TEAM			Date received	: 05-Oct-2024
Order number	: —	Quote number	: HKE/2207/2024	Date of issue	: 15-Oct-2024
C-O-C number	: —			No. of samples	- Received : 32
Site	: —				- Analysed : 32

This report may not be reproduced except with prior written approval from the testing laboratory. Hong Kong Accreditation Service (HKAS) has accredited this laboratory, ALS Technichem (HK) Pty Ltd (Reg. No. HOKLAS 066) under Hong Kong Laboratory Accreditation Scheme (HOKLAS) for specific laboratory activities as listed in the HOKLAS Directory of Accredited Laboratories.

This document has been signed by those names that appear on this report and are the authorised signatories.

Signatory	Position	Authorised results for:
Lin Wai Yu , Iris	Assistant Manager - Inorganics	Inorganics

Laboratory Duplicate (DUP) Report

In the Laboratory Duplicate (DUP) report, RPD (%) of sample duplicate reporting "0.0" denotes that the difference between unrounded results of the sample and its duplicate analyses is less than the value of the limit of reporting of the specific testing. The RPD (%) meets the quality control requirement of the corresponding testing procedure.

Matrix: **WATER**

Laboratory sample ID	Sample ID	Method: Compound	CAS Number	Laboratory Duplicate (DUP) Report: LOR	Unit	Original Result	Duplicate Result	RPD (%)
EA/ED: Physical and Aggregate Properties (QC Lot: 6103471)								
HK2440040-001	U3a Original	EA025: Suspended Solids (SS)	----	0.5	mg/L	2.0	2.3	11.8
HK2440040-011	TS2a Original	EA025: Suspended Solids (SS)	----	0.5	mg/L	33.0	33.4	1.2
EA/ED: Physical and Aggregate Properties (QC Lot: 6103472)								
HK2440040-021	LFS Original	EA025: Suspended Solids (SS)	----	0.5	mg/L	4.1	4.9	16.1
HK2440040-023	D1 Original	EA025: Suspended Solids (SS)	----	0.5	mg/L	33.1	35.2	6.0

Method Blank (MB), Laboratory Control Spike (LCS) and Laboratory Control Spike Duplicate (DCS) Report

Matrix: **WATER**

Method: Compound	CAS Number	Method Blank (MB) Report: LOR	Unit	Result	Laboratory Control Spike (LCS) and Laboratory Control Spike Duplicate (DCS) Report: Spike Concentration	Spike Recovery (%): LCS	DCS	Recovery Limits (%): Low	High	RPDs (%): Value	Control Limit
EA/ED: Physical and Aggregate Properties (QCLot: 6103471)											
EA025: Suspended Solids (SS)	----	0.5	mg/L	<0.5	20 mg/L	94.0	----	87.3	113	----	----
EA/ED: Physical and Aggregate Properties (QCLot: 6103472)											
EA025: Suspended Solids (SS)	----	0.5	mg/L	<0.5	20 mg/L	92.5	----	87.3	113	----	----

Matrix Spike (MS) and Matrix Spike Duplicate (MSD) Report

- **No Matrix Spike (MS) or Matrix Spike Duplicate (MSD) Results are required to be reported.**

ALS Technichem (HK) Pty Ltd

ALS Laboratory Group

ANALYTICAL CHEMISTRY & TESTING SERVICES

HOKLAS 066 TEST

CERTIFICATE OF ANALYSIS

Client	: AURECON HONG KONG LIMITED	Laboratory	: ALS Technichem (HK) Pty Ltd	Page	: 1 of 5
Contact	: JOE HO	Contact	: Richard Fung	Work Order	: HK2440359
Address	: UNIT 1608, 16/F, TOWER B, MANULIFE FINANCIAL CENTRE, 223-231 WAI YIP STREET, KWUN TONG, HONG KONG	Address	: 11/F., Chung Shun Knitting Centre, 1 - 3 Wing Yip Street, Kwai Chung, N.T., Hong Kong		
E-mail	: Joe.Ho@aurecongroup.com	E-mail	: richard.fung@alsglobal.com		
Telephone	: ----	Telephone	: +852 2610 1044		
Facsimile	: ----	Facsimile	: +852 2610 2021		
Project	: SERVICE CONTRACT NO. WD/03/2023 HUNG SHUI KIU/HA TSEUN NEW DEVELOPMENT AREA SECOND PHASE DEVELOPMENT - ENVIRONMENTAL TEAM			Date received	: 08-Oct-2024
Order number	: —	Quote number	: HKE/2207/2024	Date of issue	: 15-Oct-2024
C-O-C number	: —			No. of samples	- Received : 32
Site	: —				- Analysed : 32

This report may not be reproduced except with prior written approval from the testing laboratory. Hong Kong Accreditation Service (HKAS) has accredited this laboratory, ALS Technichem (HK) Pty Ltd (Reg. No. HOKLAS 066) under Hong Kong Laboratory Accreditation Scheme (HOKLAS) for specific laboratory activities as listed in the HOKLAS Directory of Accredited Laboratories.

This document has been signed by those names that appear on this report and are the authorised signatories.

Signatory	Position	Authorised results for:
Lin Wai Yu , Iris	Assistant Manager - Inorganics	Inorganics

Laboratory Duplicate (DUP) Report

In the Laboratory Duplicate (DUP) report, RPD (%) of sample duplicate reporting "0.0" denotes that the difference between unrounded results of the sample and its duplicate analyses is less than the value of the limit of reporting of the specific testing. The RPD (%) meets the quality control requirement of the corresponding testing procedure.

Matrix: **WATER**

Laboratory sample ID	Sample ID	Method: Compound	CAS Number	Laboratory Duplicate (DUP) Report: LOR	Unit	Original Result	Duplicate Result	RPD (%)
EA/ED: Physical and Aggregate Properties (QC Lot: 6109453)								
HK2440359-001	U3a Original	EA025: Suspended Solids (SS)	----	0.5	mg/L	2.4	2.6	9.9
HK2440359-011	TS2a Original	EA025: Suspended Solids (SS)	----	0.5	mg/L	9.3	9.4	1.8
EA/ED: Physical and Aggregate Properties (QC Lot: 6109454)								
HK2440359-021	LFS Original	EA025: Suspended Solids (SS)	----	0.5	mg/L	5.2	5.5	5.6
HK2440359-031	D6a Original	EA025: Suspended Solids (SS)	----	0.5	mg/L	24.6	23.2	6.0

Method Blank (MB), Laboratory Control Spike (LCS) and Laboratory Control Spike Duplicate (DCS) Report

Matrix: **WATER**

Method: Compound	CAS Number	Method Blank (MB) Report: LOR	Unit	Result	Laboratory Control Spike (LCS) and Laboratory Control Spike Duplicate (DCS) Report: Spike Concentration	Spike Recovery (%): LCS	DCS	Recovery Limits (%): Low	High	RPDs (%): Value	Control Limit
EA/ED: Physical and Aggregate Properties (QCLot: 6109453)											
EA025: Suspended Solids (SS)	----	0.5	mg/L	<0.5	20 mg/L	106	----	87.3	113	----	----
EA/ED: Physical and Aggregate Properties (QCLot: 6109454)											
EA025: Suspended Solids (SS)	----	0.5	mg/L	<0.5	20 mg/L	91.5	----	87.3	113	----	----

Matrix Spike (MS) and Matrix Spike Duplicate (MSD) Report

- **No Matrix Spike (MS) or Matrix Spike Duplicate (MSD) Results are required to be reported.**

ALS Technichem (HK) Pty Ltd

ALS Laboratory Group

ANALYTICAL CHEMISTRY & TESTING SERVICES

HOKLAS 066 TEST

CERTIFICATE OF ANALYSIS

Client	: AURECON HONG KONG LIMITED	Laboratory	: ALS Technichem (HK) Pty Ltd	Page	: 1 of 5
Contact	: JOE HO	Contact	: Richard Fung	Work Order	: HK2440360
Address	: UNIT 1608, 16/F, TOWER B, MANULIFE FINANCIAL CENTRE, 223-231 WAI YIP STREET, KWUN TONG, HONG KONG	Address	: 11/F., Chung Shun Knitting Centre, 1 - 3 Wing Yip Street, Kwai Chung, N.T., Hong Kong		
E-mail	: Joe.Ho@aurecongroup.com	E-mail	: richard.fung@alsglobal.com		
Telephone	: ----	Telephone	: +852 2610 1044		
Facsimile	: ----	Facsimile	: +852 2610 2021		
Project	: SERVICE CONTRACT NO. WD/03/2023 HUNG SHUI KIU/HA TSEUN NEW DEVELOPMENT AREA SECOND PHASE DEVELOPMENT - ENVIRONMENTAL TEAM			Date received	: 10-Oct-2024
Order number	: —	Quote number	: HKE/2207/2024	Date of issue	: 16-Oct-2024
C-O-C number	: —			No. of samples	- Received : 32
Site	: —				- Analysed : 32

This report may not be reproduced except with prior written approval from the testing laboratory. Hong Kong Accreditation Service (HKAS) has accredited this laboratory, ALS Technichem (HK) Pty Ltd (Reg. No. HOKLAS 066) under Hong Kong Laboratory Accreditation Scheme (HOKLAS) for specific laboratory activities as listed in the HOKLAS Directory of Accredited Laboratories.

This document has been signed by those names that appear on this report and are the authorised signatories.

Signatory	Position	Authorised results for:
Lin Wai Yu , Iris	Assistant Manager - Inorganics	Inorganics

Laboratory Duplicate (DUP) Report

In the Laboratory Duplicate (DUP) report, RPD (%) of sample duplicate reporting "0.0" denotes that the difference between unrounded results of the sample and its duplicate analyses is less than the value of the limit of reporting of the specific testing. The RPD (%) meets the quality control requirement of the corresponding testing procedure.

Matrix: **WATER**

Laboratory sample ID	Sample ID	Method: Compound	CAS Number	Laboratory Duplicate (DUP) Report: LOR	Unit	Original Result	Duplicate Result	RPD (%)
EA/ED: Physical and Aggregate Properties (QC Lot: 6112727)								
HK2440360-001	U3a Original	EA025: Suspended Solids (SS)	----	0.5	mg/L	7.4	8.0	7.8
HK2440360-011	TS2a Original	EA025: Suspended Solids (SS)	----	0.5	mg/L	28.0	26.5	5.3
EA/ED: Physical and Aggregate Properties (QC Lot: 6112728)								
HK2440360-022	LFS Duplicate	EA025: Suspended Solids (SS)	----	0.5	mg/L	5.0	6.0	17.2
HK2440360-030	D5a Duplicate	EA025: Suspended Solids (SS)	----	0.5	mg/L	331	332	0.4

Method Blank (MB), Laboratory Control Spike (LCS) and Laboratory Control Spike Duplicate (DCS) Report

Matrix: **WATER**

Method: Compound	CAS Number	Method Blank (MB) Report: LOR	Unit	Result	Laboratory Control Spike (LCS) and Laboratory Control Spike Duplicate (DCS) Report: Spike Concentration	Spike Recovery (%): LCS	DCS	Recovery Limits (%): Low	High	RPDs (%): Value	Control Limit
EA/ED: Physical and Aggregate Properties (QCLot: 6112727)											
EA025: Suspended Solids (SS)	----	0.5	mg/L	<0.5	20 mg/L	96.5	----	87.3	113	----	----
EA/ED: Physical and Aggregate Properties (QCLot: 6112728)											
EA025: Suspended Solids (SS)	----	0.5	mg/L	<0.5	20 mg/L	92.5	----	87.3	113	----	----

Matrix Spike (MS) and Matrix Spike Duplicate (MSD) Report

- **No Matrix Spike (MS) or Matrix Spike Duplicate (MSD) Results are required to be reported.**

ALS Technichem (HK) Pty Ltd

ALS Laboratory Group

ANALYTICAL CHEMISTRY & TESTING SERVICES

HOKLAS 066 TEST

CERTIFICATE OF ANALYSIS

Client	: AURECON HONG KONG LIMITED	Laboratory	: ALS Technichem (HK) Pty Ltd	Page	: 1 of 5
Contact	: JOE HO	Contact	: Richard Fung	Work Order	: HK2440362
Address	: UNIT 1608, 16/F, TOWER B, MANULIFE FINANCIAL CENTRE, 223-231 WAI YIP STREET, KWUN TONG, HONG KONG	Address	: 11/F., Chung Shun Knitting Centre, 1 - 3 Wing Yip Street, Kwai Chung, N.T., Hong Kong		
E-mail	: Joe.Ho@aurecongroup.com	E-mail	: richard.fung@alsglobal.com		
Telephone	: ----	Telephone	: +852 2610 1044		
Facsimile	: ----	Facsimile	: +852 2610 2021		
Project	: SERVICE CONTRACT NO. WD/03/2023 HUNG SHUI KIU/HA TSEUN NEW DEVELOPMENT AREA SECOND PHASE DEVELOPMENT - ENVIRONMENTAL TEAM			Date received	: 12-Oct-2024
Order number	: —	Quote number	: HKE/2207/2024	Date of issue	: 16-Oct-2024
C-O-C number	: —			No. of samples	- Received : 32
Site	: —				- Analysed : 32

This report may not be reproduced except with prior written approval from the testing laboratory.

Hong Kong Accreditation Service (HKAS) has accredited this laboratory, ALS Technichem (HK) Pty Ltd (Reg. No. HOKLAS 066) under Hong Kong Laboratory Accreditation Scheme (HOKLAS) for specific laboratory activities as listed in the HOKLAS Directory of Accredited Laboratories.

This document has been signed by those names that appear on this report and are the authorised signatories.

Signatory	Position	Authorised results for:
Lin Wai Yu , Iris	Assistant Manager - Inorganics	Inorganics

Laboratory Duplicate (DUP) Report

In the Laboratory Duplicate (DUP) report, RPD (%) of sample duplicate reporting "0.0" denotes that the difference between unrounded results of the sample and its duplicate analyses is less than the value of the limit of reporting of the specific testing. The RPD (%) meets the quality control requirement of the corresponding testing procedure.

Matrix: **WATER**

Laboratory sample ID	Sample ID	Method: Compound	CAS Number	Laboratory Duplicate (DUP) Report: LOR	Unit	Original Result	Duplicate Result	RPD (%)
EA/ED: Physical and Aggregate Properties (QC Lot: 6117928)								
HK2440362-001	U3a Original	EA025: Suspended Solids (SS)	----	0.5	mg/L	2.7	2.4	10.2
HK2440362-011	TS2a Original	EA025: Suspended Solids (SS)	----	0.5	mg/L	2.6	3.1	17.4
EA/ED: Physical and Aggregate Properties (QC Lot: 6117929)								
HK2440362-021	LFS Original	EA025: Suspended Solids (SS)	----	0.5	mg/L	10.0	10.5	4.9
HK2440362-031	D6a Original	EA025: Suspended Solids (SS)	----	0.5	mg/L	8.7	9.0	3.2

Method Blank (MB), Laboratory Control Spike (LCS) and Laboratory Control Spike Duplicate (DCS) Report

Matrix: **WATER**

Method: Compound	CAS Number	Method Blank (MB) Report: LOR	Unit	Result	Laboratory Control Spike (LCS) and Laboratory Control Spike Duplicate (DCS) Report: Spike Concentration	Spike Recovery (%): LCS	DCS	Recovery Limits (%): Low	High	RPDs (%): Value	Control Limit
EA/ED: Physical and Aggregate Properties (QCLot: 6117928)											
EA025: Suspended Solids (SS)	----	0.5	mg/L	<0.5	20 mg/L	93.0	----	87.3	113	----	----
EA/ED: Physical and Aggregate Properties (QCLot: 6117929)											
EA025: Suspended Solids (SS)	----	0.5	mg/L	<0.5	20 mg/L	89.0	----	87.3	113	----	----

Matrix Spike (MS) and Matrix Spike Duplicate (MSD) Report

- **No Matrix Spike (MS) or Matrix Spike Duplicate (MSD) Results are required to be reported.**

Appendix - Quality Control Summary Table
Project Name: Service Contract No. WD/03/2023 Hung Shui Kiu/Ha Tsuen New Development Area Second Phase Development - Environmental Team

		Method Blank Report		Duplicate Report			Sample Spike Report		Pass / Fail
		LOR	Result	Original Result	Duplicate Result	RPD	Spike concentration	Spike Recovery	
Sampling Date	Job No. / Unit	mg/L	mg/L	mg/L	mg/L	%	mg/L	%	/
03/10/2024	HK2439897	0.5	<0.5	2.2	2.5	13.3	20	89.5	Pass
03/10/2024	HK2439897	0.5	<0.5	28.8	28.3	1.9	20	89.5	Pass
03/10/2024	HK2439897	0.5	<0.5	6.6	7.1	7.7	20	91.5	Pass
03/10/2024	HK2439897	0.5	<0.5	5.8	6.4	10.8	20	91.5	Pass
05/10/2024	HK2440040	0.5	<0.5	2.0	2.3	11.8	20	94.0	Pass
05/10/2024	HK2440040	0.5	<0.5	33.0	33.4	1.2	20	94.0	Pass
05/10/2024	HK2440040	0.5	<0.5	4.1	4.9	16.1	20	92.5	Pass
05/10/2024	HK2440040	0.5	<0.5	33.1	35.2	6.0	20	92.5	Pass
08/10/2024	HK2440059	0.5	<0.5	2.4	2.6	9.9	20	106.0	Pass
08/10/2024	HK2440059	0.5	<0.5	9.3	9.4	1.8	20	106.0	Pass
08/10/2024	HK2440059	0.5	<0.5	5.2	5.5	5.6	20	91.5	Pass
08/10/2024	HK2440059	0.5	<0.5	24.6	23.2	6.0	20	91.5	Pass
10/10/2024	HK2440060	0.5	<0.5	7.4	8.0	7.8	20	96.5	Pass
10/10/2024	HK2440060	0.5	<0.5	28.0	26.5	5.3	20	96.5	Pass
10/10/2024	HK2440060	0.5	<0.5	5.0	6.0	17.2	20	92.5	Pass
10/10/2024	HK2440060	0.5	<0.5	331.0	332.0	0.4	20	92.5	Pass
12/10/2024	HK2440062	0.5	<0.5	2.7	2.4	10.2	20	93.0	Pass
12/10/2024	HK2440062	0.5	<0.5	2.6	3.1	17.4	20	93.0	Pass
12/10/2024	HK2440062	0.5	<0.5	10.0	10.5	4.9	20	89.0	Pass
12/10/2024	HK2440062	0.5	<0.5	8.7	9.0	3.2	20	89.0	Pass

Document prepared by

Aurecon Hong Kong Limited

Unit 1608, 16/F, Tower B, Manulife Financial Centre,
223 – 231 Wai Yip Street, Kwun Tong, Kowloon
Hong Kong S. A. R.

T +852 3664 6888
F +852 3664 6999
E hongkong@aurecongroup.com
W aurecongroup.com

aurecon

Bringing ideas to life